


2008 in Review



**2008 First Team
All-Patriot League
Selection
Aaron Jones**

Game #1 • #4 UMass 45, Holy Cross 42 September 6, 2008 • Worcester, Mass.



UMass placekicker Armando Cuko hit a 42-yard field goal as time expired, to give the Minutemen a 45-42 victory over Holy Cross at Fitton Field on Homecoming Weekend. Holy Cross opened the scoring at the 0:54-mark of the first quarter on a 15-yard touchdown pass from Dominic Randolph to Jon Brock. The Minutemen came back to tie the score early in the second quarter, with Liam Coen scoring on a one-yard run. The Crusaders regained the lead on a two-yard touchdown run by Terrance Gass, before UMass responded with a 26-yard scoring pass from Coen to Jeremy Horne. Brett McDermott returned the ensuing kickoff 88 yards for a touchdown to put Holy Cross back in front, then Randolph tossed an

eight-yard scoring pass to Freddie Santana to make the score 28-14 late in the second quarter. But the Minutemen came back to make the score 28-21 before halftime, with Coen and Horne hooking up for a 19-yard touchdown pass. In the third quarter, UMass scored two straight touchdowns to take its first lead of the game. Tony Nelson scored on a four-yard run, then Coen hit Joe Sanford from 25 yards out to make the score 35-28. Gass then scored his second touchdown of the game on a 21-yard run, tying the score up at 35-35 heading into the fourth quarter. UMass went back in front on a one-yard scoring run by Nelson, before Randolph again found Santana in the end zone, this time from nine yards out with 2:22 to play, tying the score at 42-42. But the Minutemen came back down the field to set up Cuko's game-winning field goal in the closing seconds.

| Scoring Summary | 1st | 2nd | 3rd | 4th | — | Total |
|-----------------|-----|-----|-----|-----|---|-------|
| Massachusetts | 0 | 21 | 14 | 10 | — | 45 |
| Holy Cross | 7 | 21 | 7 | 7 | — | 42 |

| | | |
|-----|-------|--|
| 1st | 0:54 | HC—Brock 15 pass from Randolph (Partain kick) |
| 2nd | 13:00 | UM—Coen 1 run (Cuko kick) |
| | 9:44 | HC—Gass 2 run (Partain kick) |
| | 7:46 | UM—Horne 26 pass from Coen (Cuko kick) |
| | 7:31 | HC—McDermott 88 kickoff return (Partain kick) |
| | 1:49 | HC—Santana 8 pass from Randolph (Partain kick) |
| | 1:02 | UM—Horne 19 pass from Coen (Cuko kick) |
| 3rd | 11:45 | UM—Nelson 4 run (Cuko kick) |
| | 5:13 | UM—Sanford 25 pass from Coen (Cuko kick) |
| | 2:56 | HC—Gass 21 run (Partain kick) |
| 4th | 7:14 | UM—Nelson 1 run (Cuko kick) |
| | 2:22 | HC—Santana 9 pass from Randolph (Partain kick) |
| | 0:00 | UM—Cuko 42 field goal |

| Team Statistics | Massachusetts | Holy Cross |
|--------------------|---------------|------------|
| First Downs | 21 | 27 |
| Rushing Yards | 73 | 126 |
| Passing Yards | 395 | 249 |
| Total Offense | 468 | 375 |
| Comp-Att-Int | 25-38-0 | 28-44-0 |
| Fumbles / Lost | 2 / 1 | 0 / 0 |
| Penalties / Yards | 11 / 107 | 7 / 68 |
| Punts / Average | 4 / 44.0 | 4 / 32.2 |
| Punt Returns | 2-20 | 3-62 |
| Kickoff Returns | 2-65 | 6-182 |
| Time of Possession | 24:59 | 35:01 |


Individual Statistics

UM Rushing: Nelson (22-82-2), Coen (3-(-9)-1); **HC Rushing:** Kielt (10-51-0), Gass (8-36-2), McDermott (1-20-0), Randolph (7-11-0), Brock (1-8-0).

UM Passing: Coen (25-37-395-3-0), Team (0-1-0-0-0); **HC Passing:** Randolph (28-44-249-3-0).

UM Receiving: Horne (10-172-2), Cruz (5-89-0), Talley (4-71-0), Sanford (2-31-1), Nelson (2-3-0), Hawkins (1-23-0), Bailey (1-6-0); **HC Receiving:** Gass (9-46-0), Brock (5-41-1), Santana (4-47-2), Chmielinski (4-44-0), Cole (2-17-0), Edger (1-26-0), Jenkins (1-13-0), McDermott (1-8-0), McGuire (1-7-0).

Game #2 • Harvard 25, Holy Cross 24 September 19, 2008 • Cambridge, Mass.



The Crusader defense forced four turnovers, but it was not enough as Holy Cross was defeated by Harvard 25-24 at Harvard Stadium. The Crusaders led by 12 points in the fourth quarter, before the Crimson rallied to score 13 unanswered points down the stretch. Harvard took a 3-0 lead at the 7:39-mark of the first quarter on a 29-yard field goal by Patrick Long. The Crusaders came right back to go in front 7-3 just over three minutes later, when Dominic Randolph threw a nine-yard touchdown pass to Jon Brock. Harvard was then able to cut the Holy Cross lead to 7-6 before the end of the first quarter, on another 29-yard Long field goal. Early in the second quarter, Matt Partain hit a 24-yard field goal to increase

the lead to 10-6. On the Crimson's next possession, Michael Wright intercepted a pass which he returned to the Harvard 18-yard line, putting the Crusaders back into position to score. Seven plays later, Terrance Gass had a one-yard touchdown run to make the score 17-6 at halftime. Andrew Cialino and Daryl Brown both posted interceptions during the third quarter, but Holy Cross was unable to convert on the turnovers. Then, early in the fourth quarter, Harvard's Chris Pizzotti threw a 68-yard touchdown pass to Marco Iannuzzi to make the score 17-12. The Crusader special teams would force the fourth turnover of the day later in the fourth quarter, when Ty Shaw recovered a fumble on a punt return at the Crimson 26-yard line. That play set up a one-yard scoring run by Randolph, giving Holy Cross a 24-12 advantage. But Harvard refused to go away, and Pizzotti scored on a pair of one-yard touchdown runs to give the Crimson the lead, 25-24 with 1:42 left to play.

| Scoring Summary | 1st | 2nd | 3rd | 4th | — | Total |
|-----------------|-----|-----|-----|-----|---|-------|
| Holy Cross | 7 | 10 | 0 | 7 | — | 24 |
| Harvard | 6 | 0 | 0 | 19 | — | 25 |

| | | |
|-----|-------|--|
| 1st | 7:39 | HU—Long 29 field goal |
| | 4:28 | HC—Brock 9 pass from Randolph (Partain kick) |
| | 1:29 | HU—Long 29 field goal |
| 2nd | 9:40 | HC—Partain 24 field goal |
| | 6:07 | HC—Gass 1 run (Partain kick) |
| 4th | 13:43 | HU—Iannuzzi 68 pass from Pizzotti (Pizzotti pass failed) |
| | 9:28 | HC—Randolph 1 run (Partain kick) |
| | 6:16 | HU—Pizzotti 1 run (Long kick) |
| | 1:42 | HU—Pizzotti 1 run (Lorditch rush failed) |

| Team Statistics | Holy Cross | Harvard |
|--------------------|------------|----------|
| First Downs | 18 | 23 |
| Rushing Yards | 70 | 106 |
| Passing Yards | 239 | 370 |
| Total Offense | 309 | 476 |
| Comp-Att-Int | 27-52-1 | 30-45-3 |
| Fumbles / Lost | 2 / 1 | 2 / 1 |
| Penalties / Yards | 7 / 49 | 5 / 35 |
| Punts / Average | 6 / 37.2 | 4 / 27.0 |
| Punt Returns | 2-26 | 2-10 |
| Kickoff Returns | 6-133 | 5-73 |
| Time of Possession | 30:06 | 29:54 |

Individual Statistics


HC Rushing: Kielt (6-55-0), McDermott (1-22-0), Gass (7-4-1), Team (1-(-1)-0), Randolph (6-(-4)-1), Brock (1-(-6)-0); **HU Rushing:** Gordon (7-51-0), Jenkins (9-34-0), Ho (3-16-0), O'Hagan (1-8-0), Team (1-(-1)-0), Pizzotti (7-(-2)-2).

HC Passing: Randolph (27-52-239-1-1); **HU Passing:** Pizzotti (30-44-370-1-2), O'Hagan (0-1-0-0-1).

HC Receiving: McDermott (6-61-0), McGuire (4-37-0), Gass (4-28-0), Jenkins (3-31-0), Brock (3-26-1), Santana (2-23-0), Kielt (2-9-0), Cole (2-7-0), Edger (1-17-0); **HU Receiving:** Iannuzzi (11-174-1), Lorditch (9-85-0), Luft (7-92-0), Jenkins (1-15-0), Miller (1-3-0), Gordon (1-1-0).

Game #3 • Holy Cross 38, Georgetown 14

September 27, 2008 • Washington, D.C.



Dominic Randolph completed 25 of 39 passes for 280 yards and three touchdowns, to lead Holy Cross to a 38-14 victory over Georgetown at the Multi-Sport Field. Randolph also rushed for a score, and finished the game with 294 yards of total offense. Holy Cross opened the scoring at the 11:41-mark of the first quarter, on a one-yard touchdown run by Randolph. Later in the first period, the Crusaders increased their lead to 14-0 on a 14-yard scoring pass from Randolph to Brett McDermott at the 3:38-mark. Georgetown scored its first points of the game midway through the second quarter, when a tipped pass was intercepted by Nick Parrish and returned 95 yards for a touchdown. But the Crusaders

came back to score 10 more points before halftime, increasing their lead to 24-7. Terrance Gass had a 12-yard touchdown run, then Matt Partain added a 40-yard field goal. Holy Cross scored another touchdown early in the third quarter on an 11-yard pass from Randolph to Luke Chmielinski. The Hoyas scored the game's next points early in the fourth quarter, when Parrish picked off another deflected pass and brought it back 31 yards for a touchdown. But the Crusaders responded on their next possession, putting the game away with an 11-yard scoring pass from Randolph to Jon Brock. Gass finished the game with 135 yards on 24 carries, while McDermott led all receivers with five catches for 39 yards. Georgetown's James Brady hit on 15 of 30 passes for 128 yards, but was intercepted three times. The Crusader defense forced five total turnovers on the day, while allowing just 199 yards of total offense. Kyle Mushaweh led the way with three interceptions, while Andrew Cialino had a team-best eight tackles.

| Scoring Summary | 1st | 2nd | 3rd | 4th | — | Total |
|-----------------|-----|-----|-----|-----|---|-------|
| Holy Cross | 14 | 10 | 7 | 7 | — | 38 |
| Georgetown | 0 | 7 | 0 | 7 | — | 14 |

| | | |
|-----|-------|---|
| 1st | 11:41 | HC—Randolph 1 run (Partain kick) |
| | 3:38 | HC—McDermott 14 pass from Randolph (Partain kick) |
| 2nd | 7:30 | GU—Parrish 95 interception return (Dobyns kick) |
| | 1:31 | HC—Gass 12 run (Partain kick) |
| | 0:31 | HC—Partain 40 field goal |
| 3rd | 11:50 | HC—Chmielinski 11 pass from Randolph (Partain kick) |
| 4th | 13:04 | GU—Parrish 31 interception return (Dobyns kick) |
| | 11:26 | HC—Brock 11 pass from Randolph (Partain kick) |

| Team Statistics | Holy Cross | Georgetown |
|--------------------|------------|------------|
| First Downs | 26 | 10 |
| Rushing Yards | 193 | 32 |
| Passing Yards | 280 | 167 |
| Total Offense | 473 | 199 |
| Comp-Att-Int | 25-40-2 | 20-40-4 |
| Fumbles / Lost | 2 / 1 | 2 / 1 |
| Penalties / Yards | 8-85 | 9-60 |
| Punts / Average | 3 / 46.0 | 4 / 32.2 |
| Punt Returns | 3-30 | 3-23 |
| Kickoff Returns | 2-34 | 7-142 |
| Time of Possession | 40:32 | 19:28 |

Individual Statistics


HC Rushing: Gass (24-135-1), Kielt (11-46-0), Randolph (7-14-1), Chmielinski (1-2-0), McDermott (1-1-0), Team (1-(-2)-0), Santana (1-(-3)-0); **GU:** Lawrence (4-27-0), Brady (4-6-0), Harrison (1-0-0), Wade (6-(-1)-0).

HC Passing: Randolph (25-39-280-3-2), Kosich (0-1-0-0-0); **GU:** Brady (15-30-128-0-3); Lawrence (5-10-39-0-1).

HC Receiving: McDermott (5-39-1), McGuire (3-57-0), Brock (3-43-1), Chmielinski (3-31-1), Kielt (3-23-0), Jenkins (2-34-0), Santana (2-29-0), Cole (2-20-0), Bluth (1-4-0), Gass (1-0-0); **GU Receiving:** Wade (5-49-0), Oladeji (3-24-0), Harrison (3-(-8)-0), Mitchell (2-37-0), Meador (2-22-0), Tomlinson (1-17-0), Cosgrove (1-11-0), Baker (1-6-0), Brady (1-5-0), Hughes (1-4-0).

Game #4 • Yale 31, Holy Cross 28 (2OT)

October 4, 2008 • New Haven, Conn.



Dominic Randolph completed a school-record 41 of 63 passes for 376 yards and three touchdowns, but it was not enough as Holy Cross was defeated by Yale 31-28 in double overtime at the Yale Bowl. In the first overtime, Holy Cross needed just three plays to score a touchdown on a 10-yard pass from Randolph to Nick Cole. Yale came right back on the next play to tie up the score with a 25-yard pass from Ryan Fodor to Jordan Forney. The Bulldogs had the ball first in the second overtime, with Tom Mante kicking a 34-yard field goal. The Crusaders then missed a 37-yard field goal attempt on the final play of the second overtime. To open the game, Yale took a 7-0 lead late in the first quarter on an 18-yard

touchdown pass from Fodor to John Sheffield. The Bulldogs then increased their lead to 14-0 in the second quarter on a 32-yard interception return by Bobby Abare. The Crusaders came right back on their next possession, with Randolph throwing a 28-yard touchdown pass to Ryan McGuire. But before halftime, Yale drove back down the field and scored on a one-yard run by Mike McLeod, making the score 21-7 at the break. After neither team scored in the third quarter, Randolph went into the end zone on a one-yard run to make the score 21-14 with 3:47 left to play. The Crusaders then got the ball back with 56 seconds remaining and no time outs at their own 10-yard line, and drove all the way down the field to tie the score on a three-yard pass from Randolph to McGuire with six seconds left. McGuire finished with five catches for 55 yards and two scores, while Luke Chmielinski had 75 receiving yards on six catches. McLeod led Yale by rushing for 131 yards on 39 carries. Sean Lamkin led the Holy Cross defense with 12 total tackles.

| Scoring Summary | 1st | 2nd | 3rd | 4th | OT | — | Total |
|-----------------|-----|-----|-----|-----|----|---|-------|
| Holy Cross | 0 | 7 | 0 | 14 | 7 | — | 28 |
| Yale | 7 | 14 | 0 | 0 | 10 | — | 31 |

| | | |
|-----|-------|---|
| 1st | 1:13 | YU—Sheffield 18 pass from Fodor (Mante kick) |
| 2nd | 10:18 | YU—Abare 32 interception return (Mante kick) |
| | 8:21 | HC—McGuire 28 pass from Randolph (Partain kick) |
| | 0:47 | YU—McLeod 1 run (Mante kick) |
| 4th | 3:47 | HC—Randolph 1 run (Partain kick) |
| | 0:06 | HC—McGuire 3 pass from Randolph (Partain kick) |
| OT | — | HC—Cole 10 pass from Randolph (Partain kick) |
| | — | YU—Forney 25 pass from Fodor (Mante kick) |
| | — | YU—Mante 34 field goal |

| Team Statistics | Holy Cross | Yale |
|--------------------|------------|----------|
| First Downs | 22 | 16 |
| Rushing Yards | 55 | 135 |
| Passing Yards | 376 | 142 |
| Total Offense | 431 | 277 |
| Comp-Att-Int | 41-65-3 | 17-23-0 |
| Fumbles / Lost | 1 / 1 | 1 / 0 |
| Penalties / Yards | 2 / 15 | 8 / 73 |
| Punts / Average | 5 / 37.6 | 9 / 36.6 |
| Punt Returns | 5-6 | 2-21 |
| Kickoff Returns | 4-72 | 3-34 |
| Time of Possession | 25:46 | 34:14 |

Individual Statistics


HC Rushing: Gass (9-35-0), Kielt (4-19-0), Santana (1-6-0), Brock (1-(-1)-0), Randolph (6-(-4)-1); **YU Rushing:** McLeod (39-131-1), Scott (3-7-0), Fodor (4-(-1)-0), Team (2-(-2)-0).

HC Passing: Randolph (41-63-376-3-3), Team (0-2-0-0-0); **YU Passing:** Fodor (17-23-142-2-0).

HC Receiving: Chmielinski (6-75-0), Brock (6-67-0), Jenkins (6-51-0), McGuire (5-55-2), Cole (4-39-1), Santana (3-24-0), McDermott (3-21-0), Gass (3-20-0), Kielt (3-13-0), Edger (2-11-0); **YU Receiving:** Sheffield (5-39-1), Lathan (3-42-0), Haase (3-25-0), McLeod (3-0-0), Forney (2-33-1), Sedden (1-3-0).

Game #5 • Holy Cross 41, Brown 34

October 11, 2008 • Worcester, Mass.



Dominic Randolph connected on 41 of 54 passes for 430 yards and four touchdowns, to lead Holy Cross to a 41-34 victory over Brown at Fitton Field. The Crusaders jumped out to a 14-0 lead in the first quarter on a one-yard run by Terrance Gass and a 57-yard scoring pass from Randolph to Jon Brock. Brown came back to score its first points with Michael Dougherty throwing a two-yard touchdown pass to Bobby Sewall. Holy Cross made the score 21-7 before the end of the first quarter, when Randolph found Brock with another scoring strike, this one for 33 yards. Dougherty threw his second touchdown pass early in the second quarter, finding Trevan Samp for 13 yards. The Crusaders came right back down

the field, and Randolph tossed a 19-yard touchdown pass to Freddie Santana. The Bears would not go away, and Dougherty threw a 22-yard scoring pass to Colin Cloherty to cut the lead to 28-21. Then, on the last play of the second quarter, Matt Partain booted a 46-yard field goal to make the score 31-21. Partain kicked his second field goal early in the third quarter (from 43 yards out) to put Holy Cross up 34-21. Brown's Robert Ranney then kicked a pair of field goals, one late in the third quarter and another early in the fourth, cutting the Crusader lead to 34-27. But Randolph came back to throw a nine-yard touchdown pass to Bill Edger, to make the score 41-27. The Bears added a touchdown with just over a minute to go on a 64-yard pass from Dougherty to Sewall, but the ensuing onside kick went out of bounds, and Holy Cross ran out the clock.

| Scoring Summary | 1st | 2nd | 3rd | 4th | — | Total |
|-----------------|-----|-----|-----|-----|---|-------|
| Brown | 7 | 14 | 3 | 10 | — | 34 |
| Holy Cross | 21 | 10 | 3 | 7 | — | 41 |

| | | |
|-----|-------|--|
| 1st | 11:02 | HC—Gass 1 run (Partain kick) |
| | 7:59 | HC—Brock 57 pass from Randolph (Partain kick) |
| | 4:14 | BU—Sewall 2 pass from Dougherty (Ranney kick) |
| | 1:16 | HC—Brock 33 pass from Randolph (Partain kick) |
| 2nd | 12:49 | BU—Samp 13 pass from Dougherty (Ranney kick) |
| | 10:06 | HC—Santana 19 pass from Randolph (Partain kick) |
| | 6:33 | BU—Cloherty 22 pass from Dougherty (Ranney kick) |
| | 0:00 | HC—Partain 46 field goal |
| 3rd | 11:34 | HC—Partain 43 field goal |
| | 1:12 | BU—Ranney 27 field goal |
| 4th | 10:06 | BU—Ranney 40 field goal |
| | 3:13 | HC—Edger 9 pass from Randolph (Partain kick) |
| | 1:12 | BU—Sewall 64 pass from Dougherty (Ranney kick) |

| Team Statistics | Brown | Holy Cross |
|--------------------|----------|------------|
| First Downs | 23 | 31 |
| Rushing Yards | 36 | 123 |
| Passing Yards | 526 | 430 |
| Total Offense | 562 | 553 |
| Comp-Att-Int | 41-60-0 | 41-54-0 |
| Fumbles / Lost | 1 / 0 | 0 / 0 |
| Penalties / Yards | 3 / 29 | 8 / 60 |
| Punts / Average | 3 / 43.3 | 4 / 35.2 |
| Punt Returns | 2-(-1) | 2-11 |
| Kickoff Returns | 6-103 | 5-96 |
| Time of Possession | 25:28 | 34:32 |

Individual Statistics


BU Rushing: Sewall (2-14-0), Dougherty (5-12-0), Knight (5-10-0); **HC Rushing:** Kielt (11-43-0), Gass (11-35-1), Jenkins (2-28-0), Randolph (4-11-0), Chmielinski (1-9-0), Cole (1-0-0), Team (2-(-3)-0).

BU Passing: Dougherty (41-60-526-4-0); **HC Passing:** Randolph (41-54-430-4-0).

BU Receiving: Cloherty (14-166-1), Sewall (10-157-2), Farnham (6-61-0), Sudfeld (5-46-0), Samp (4-76-1), LaMar (1-18-0), Knight (1-2-0); **HC Receiving:** Gass (7-50-0), Brock (6-130-2), Chmielinski (6-56-0), Santana (5-70-1), Edger (5-47-1), Jenkins (4-30-0), Kielt (4-28-0), Cole (4-19-0).

Game #6 • Holy Cross 44, Dartmouth 26

October 18, 2008 • Hanover, N.H.



Mike Kielt scored four touchdowns and totaled 195 total yards from scrimmage, to lead Holy Cross to a 44-26 win over Dartmouth at Memorial Field. The Big Green opened the scoring at the 6:46 mark of the first quarter, as Foley Schmidt hit a 37-yard field goal. The Crusaders answered on the following drive as Kielt scored on a 39-yard run. A second Schmidt field goal, from 42 yards, brought the score to 7-6. Early in the second quarter, Dominic Randolph found Jon Brock in the corner of the end zone for a 16-yard touchdown. Kielt's second touchdown of the day, from five yards out, gave Holy Cross a 20-6 advantage with 5:08 left in the second quarter, and the Crusaders closed out the scoring for the half on a 29-yard Matt Partain

field goal. The Big Green cut into the lead in the third quarter, when Alex Jenny hit Tim McManus with a 25-yard scoring strike. But Kielt would add two more touchdowns, on a 41-yard pass from Randolph and an eight-yard run, making the score 37-13. The Big Green scored a pair of touchdowns in the fourth quarter, one on Jenny's second touchdown pass to McManus, and another on a fumble recovery in the end zone. The Crusaders closed out their scoring on a one-yard Randolph scoring run. Randolph hit on 33 of 45 attempts for 391 yards, while Brock caught six passes for 105 yards. On the defensive side of the ball, Anthony DiMichele had seven tackles and two interceptions.

| Scoring Summary | 1st | 2nd | 3rd | 4th | — | Total |
|-----------------|-----|-----|-----|-----|---|-------|
| Holy Cross | 7 | 16 | 14 | 7 | — | 44 |
| Dartmouth | 6 | 0 | 7 | 13 | — | 26 |

| | | |
|-----|-------|---|
| 1st | 6:46 | DC—Schmidt 37 field goal |
| | 3:00 | HC—Kielt 39 run (Partain kick) |
| | 0:00 | DC—Schmidt 42 field goal |
| 2nd | 12:44 | HC—Brock 16 pass from Randolph (Partain kick blocked) |
| | 5:08 | HC—Kielt 5 run (Partain kick) |
| | 0:06 | HC—Partain 29 field goal |
| 3rd | 11:59 | DC—McManus 25 pass from Jenny (Schmidt kick) |
| | 3:16 | HC—Kielt 41 pass from Randolph (Partain kick) |
| | 0:46 | HC—Kielt 8 run (Partain kick) |
| 4th | 14:37 | DC—McManus 10 pass from Jenny (Jenny pass failed) |
| | 7:42 | HC—Randolph 1 run (Partain kick) |
| | 4:34 | DC—Babcock 0 fumble return (Schmidt kick) |

| Team Statistics | Holy Cross | Dartmouth |
|--------------------|------------|-----------|
| First Downs | 32 | 16 |
| Rushing Yards | 140 | 66 |
| Passing Yards | 391 | 279 |
| Total Offense | 531 | 345 |
| Comp-Att-Int | 33-45-2 | 25-43-2 |
| Fumbles / Lost | 6 / 2 | 0 / 0 |
| Penalties / Yards | 1 / 10 | 6 / 55 |
| Punts / Average | 1 / 44.0 | 5 / 42.2 |
| Punt Returns | 1-0 | 1-6 |
| Kickoff Returns | 5-78 | 8-147 |
| Time of Possession | 34:12 | 25:48 |

Individual Statistics


HC Rushing: Kielt (18-120-3), McDermott (2-16-0), Bellomo (4-10-0), Randolph (7-7-1), Edger (1-3-0), Jenkins (1-2-0), Brock (1-2-0), Holloway (1-1-0), Camara (2-1-0); **DC Rushing:** Williams (9-27-0), Schwieger (2-15-0), McManus (2-12-0), Jenny (4-10-0), Mitchelson (1-2-0).

HC Passing: Randolph (33-45-391-2-2); **DC Passing:** Jenny (21-36-232-2-2), Kempe (3-5-40-0-0), McManus (1-2-7-0-0).

HC Receiving: Brock (6-105-1), Kielt (5-75-1), Santana (5-38-0), McGuire (4-49-0), Edger (4-39-0), Bellomo (3-26-0), Jenkins (3-20-0), McDermott (2-18-0), Cole (1-21-0); **DC Receiving:** McManus (8-110-2), Williams (6-50-0), Deevy (2-28-0), Galligan (2-16-0), Schwieger (2-14-0), Paul (2-12-0), Reilly (1-34-0), Papajohn (1-17-0), Gallagher (1-(-2)-0).

Game #7 • Holy Cross 35, Lehigh 21

October 25, 2008 • Worcester, Mass.



Dominic Randolph hit on 28 of 39 passes for 330 yards and three touchdowns, as Holy Cross defeated Lehigh 35-21 at Fitton Field on Family Weekend. For his efforts, Randolph earned the Dr. Edward N. Anderson Award as the most valuable player of the Family Weekend game. The Crusaders opened the game by scoring touchdowns on their first three possessions. The scoring began with a four-yard scoring strike from Randolph to Jon Brock. Drew Volkmann added a one-yard touchdown run, then Mike Kielt rushed 37 yards for a touchdown early in the second quarter to make the score 21-0. Lehigh responded with a score on its next drive, as J.B. Clark found Alex Wojdowski in the end zone for a five-yard

touchdown. After the Crusaders next drive stalled, Clark hit Matt McGowan with a 66-yard touchdown pass, and it was a 21-14 game heading into the locker room. McGowan then tied the game at 21-21 on a 46-yard run with 4:18 left in the third quarter, before the Crusaders began what would be the eventual game-winning drive. Twice converting on third down, the Crusaders drove 71 yards in 11 plays, taking the lead for good when Randolph found Brock in the end zone from two yards out. Holy Cross stopped Lehigh on the next possession, and then drove 77 yards in 12 plays, with Randolph tossing an eight-yard scoring pass to Brett McDermott. Lehigh's next two drives ended on interceptions by Ryan Stewart and Daryl Brown, as the Crusaders held on for the win. Kielt ran for 105 yards on 18 carries, while Brock caught six passes for 94 yards. McGowan led Lehigh by rushing for 178 yards on 21 carries. On the defensive side of the ball, Anthony DiMichele led the Crusaders with nine tackles.

| Scoring Summary | 1st | 2nd | 3rd | 4th | — | Total |
|-----------------|-----|-----|-----|-----|---|-------|
| Lehigh | 0 | 14 | 7 | 0 | — | 21 |
| Holy Cross | 14 | 7 | 0 | 14 | — | 35 |

| | | |
|-----|-------|--|
| 1st | 11:15 | HC—Brock 4 pass from Randolph (Partain kick) |
| | 2:59 | HC—Volkmann 1 run (Partain kick) |
| 2nd | 13:42 | HC—Kielt 37 run (Partain kick) |
| | 10:02 | LU—Wojdowski 5 pass from Clark (Leo kick) |
| | 7:44 | LU—McGowan 66 pass from Clark (Leo kick) |
| 3rd | 4:24 | LU—McGowan 46 run (Leo kick) |
| 4th | 13:25 | HC—Brock 2 pass from Randolph (Partain kick) |
| | 5:13 | HC—McDermott 8 pass from Randolph (Partain kick) |

| Team Statistics | Lehigh | Holy Cross |
|--------------------|----------|------------|
| First Downs | 15 | 25 |
| Rushing Yards | 209 | 159 |
| Passing Yards | 166 | 330 |
| Total Offense | 375 | 489 |
| Comp-Att-Int | 15-35-2 | 28-39-2 |
| Fumbles / Lost | 0 / 0 | 1 / 0 |
| Penalties / Yards | 1 / 4 | 0 / 0 |
| Punts / Average | 4 / 41.8 | 4 / 38.0 |
| Punt Returns | 3-28 | 1-6 |
| Kickoff Returns | 6-107 | 4-98 |
| Time of Possession | 25:14 | 34:46 |

Individual Statistics


LU Rushing: McGowan (21-178-1), Clark (7-25-0), Zurn (1-8-0), Fitzgerald (1-(-2)-0); **HC Rushing:** Kielt (18-105-1), Bellomo (4-22-0), Randolph (7-22-0), Jenkins (1-9-0), Brock (1-3-0), Volkmann (2-2-1), Team (2-(-4)-0).

LU Passing: Clark (15-35-166-2-2); **HC Passing:** Randolph (28-39-330-3-2).

LU Receiving: Yansane (4-33-0), Fitzgerald (3-38-0), McGowan (2-66-1), Healion (2-17-0), Wojdowski (2-8-1), Johnson (1-3-0), Zurn (1-1-0); **HC Receiving:** Brock (6-94-2), Cole (5-72-0), McDermott (5-53-1), McGuire (5-43-0), Kielt (3-13-0), Jenkins (2-10-0), Edger (1-37-0), Santana (1-8-0).

Game #8 • Holy Cross 34, Bucknell 17

November 1, 2008 • Worcester, Mass.



Dominic Randolph connected on 38 of 49 passes for 398 yards and four touchdowns, to lead Holy Cross to a 34-17 victory over Bucknell at Fitton Field. Bucknell jumped out to a 7-0 lead at the 6:41-mark of the first quarter, when A.J. Kizekai took a screen pass from Marcello Trigg and ran 79 yards down the sideline for a touchdown. The Bison then increased their lead to 10-0 with just 51 seconds left in the second quarter on a 47-yard Will Carney field goal. But before the half ended, Randolph led Holy Cross on a four-play, 64-yard drive, ending with a 20-yard scoring pass to Jon Brock, to make the score 10-7 at the break. The Crusaders took the lead for good on the opening drive of the second half, with Randolph

throwing a 29-yard touchdown pass to Bill Edger. Holy Cross then increased its lead to 17-10 on a 24-yard field goal by Matt Partain. Randolph added two more touchdown passes in the fourth quarter, of 13 yards to Ryan McGuire and five yards to Edger, putting the Crusaders up 31-10. Bucknell scored one more touchdown on an 11-yard pass from Andrew Lair to Shaun Pasternak, before Partain concluded the scoring for Holy Cross with a 29-yard field goal. Mike Kielt had a strong all-around game for the Crusaders, rushing for 69 yards on 11 carries and catching a team-best eight passes for 83 yards. Brock added seven receptions for 76 yards, while Josh Jenkins finished with six catches for 47 yards. Kizekai led the Bucknell offense with 12 carries for 45 yards and three receptions for 90 yards. On the defensive side of the ball, Marcus Rodriguez had a team-best nine tackles, with a sack and a forced fumble. Sean Lamkin added five tackles, with a tackle for loss, a forced fumble and a fumble recovery.

| Scoring Summary | 1st | 2nd | 3rd | 4th | — | Total |
|-----------------|-----|-----|-----|-----|---|-------|
| Bucknell | 7 | 3 | 0 | 7 | — | 17 |
| Holy Cross | 0 | 7 | 10 | 17 | — | 34 |

| | | |
|-----|-------|---|
| 1st | 6:41 | BU—Kizekai 79 pass from Trigg (Carney kick) |
| 2nd | 0:51 | BU—Carney 47 field goal |
| | 0:01 | HC—Brock 20 pass from Randolph (Partain kick) |
| 3rd | 11:29 | HC—Edger 29 pass from Randolph (Partain kick) |
| | 3:14 | HC—Partain 24 field goal |
| 4th | 14:25 | HC—McGuire 13 pass from Randolph (Partain kick) |
| | 6:08 | HC—Edger 5 pass from Randolph (Partain kick) |
| | 4:49 | BU—Pasternak 11 pass from Lair (Carney kick) |
| | 0:35 | HC—Partain 29 field goal |

| Team Statistics | Bucknell | Holy Cross |
|--------------------|----------|------------|
| First Downs | 14 | 30 |
| Rushing Yards | 93 | 134 |
| Passing Yards | 245 | 398 |
| Total Offense | 338 | 532 |
| Comp-Att-Int | 12-20-0 | 38-49-1 |
| Fumbles / Lost | 2 / 1 | 0 / 0 |
| Penalties / Yards | 1 / 5 | 4 / 50 |
| Punts / Average | 6 / 30.3 | 3 / 46.7 |
| Punt Returns | 0-0 | 2-9 |
| Kickoff Returns | 6-124 | 3-37 |
| Time of Possession | 24:59 | 35:01 |

Individual Statistics


BU Rushing: Lair (11-50-0), Kizekai (12-45-0), Mullen (5-10-0), Trigg (5-(-12)-0); **HC Rushing:** Kielt (11-69-0), Bellomo (8-39-0), Randolph (6-16-0), Jenkins (2-10-0).

BU Passing: Trigg (7-9-158-1-0), Lair (5-11-87-1-0); **HC Passing:** Randolph (38-49-398-4-1).

BU Receiving: Lee (4-87-0), Kizekai (3-90-1), Pasternak (3-28-1), Woods (1-37-0), Cadman (1-3-0); **HC Receiving:** Kielt (8-83-0), Brock (7-76-1), Jenkins (6-47-0), Edger (5-63-2), McGuire (4-51-1), Cole (4-27-0), McDermott (1-28-0), Bellomo (1-11-0), Chmielinski (1-6-0), Santana (1-6-0).

Game #9 • Holy Cross 38, Fordham 17

November 8, 2008 • Worcester, Mass.



Dominic Randolph completed 35 of 59 passes for 407 yards and five touchdowns, to lead Holy Cross to a 38-17 victory over Fordham at Fitton Field. Holy Cross jumped out to a 7-0 lead at the 8:06-mark of the first quarter, on a 43-yard touchdown pass from Randolph to Brett McDermott. Later in the quarter, Matt Partain nailed a 22-yard field goal to make the score 10-0. Early in the second quarter, Randolph threw a four-yard scoring strike to Ryan McGuire, to increase the lead to 17-0. Fordham scored its first points of the day on its next drive, when Adam Danko kicked a 23-yard field goal. But before the half was over, Randolph threw a nine-yard scoring pass to Jon Brock, making the score 24-3 heading into the locker room.

Holy Cross increased its lead to 38-3 in the third quarter, with Randolph tossing two more touchdown passes to Brock, of 21 yards and 25 yards. The Rams concluded the scoring with two fourth quarter touchdowns, on a seven-yard pass from John Skelton to Cody Kritzer and a 75-yard interception return by Kelvin Colbert. Brock finished the game with eight receptions for 105 yards, while McDermott posted six catches for 93 yards. Mike Kielt totaled a team-best 46 rushing yards on nine carries, in addition to catching three passes for 18 yards. For Fordham, Skelton completed 14 of 31 passes for 168 yards, and Xavier Martin rushed for 61 yards on 17 carries. Sean Lamkin led the Crusader defense with eight total tackles, while Alex Carson added six tackles and Marcus Rodriguez recorded five tackles with a quarterback sack.

| Scoring Summary | 1st | 2nd | 3rd | 4th | — | Total |
|-----------------|-----|-----|-----|-----|---|-------|
| Fordham | 0 | 3 | 0 | 14 | — | 17 |
| Holy Cross | 10 | 14 | 14 | 0 | — | 38 |

| | | |
|-----|-------|---|
| 1st | 8:06 | HC—McDermott 43 pass from Randolph (Partain kick) |
| | 2:05 | HC—Partain 22 field goal |
| 2nd | 9:23 | HC—McGuire 4 pass from Randolph (Partain kick) |
| | 5:04 | FU—Danko 23 field goal |
| | 0:07 | HC—Brock 9 pass from Randolph (Partain kick) |
| 3rd | 7:08 | HC—Brock 21 pass from Randolph (Partain kick) |
| | 4:42 | HC—Brock 25 pass from Randolph (Partain kick) |
| 4th | 11:23 | FU—Kritzer 7 pass from J. Skelton (Danko kick) |
| | 7:13 | FU—Colbert 75 interception return (Danko kick) |

| Team Statistics | Fordham | Holy Cross |
|--------------------|----------|------------|
| First Downs | 13 | 31 |
| Rushing Yards | 90 | 84 |
| Passing Yards | 168 | 407 |
| Total Offense | 258 | 491 |
| Comp-Att-Int | 14-31-0 | 35-59-3 |
| Fumbles / Lost | 2 / 0 | 1 / 0 |
| Penalties / Yards | 7 / 42 | 6 / 50 |
| Punts / Average | 4 / 34.8 | 1 / 35.0 |
| Punt Returns | 1-0 | 1-6 |
| Kickoff Returns | 6-69 | 3-34 |
| Time of Possession | 24:16 | 35:44 |

Individual Statistics


FU Rushing: Martin (17-61-0), Whiting (3-13-0), Lewis (4-7-0), J. Skelton (3-6-0), Onyeabor (1-3-0), Busch (1-0-0); **HC Rushing:** Kielt (9-46-0), Bellomo (13-41-0), Randolph (2-3-0), Volkmann (1-(-2)-0), Team (2-(-4)-0).

FU Passing: J. Skelton (14-31-168-1-0); **HC Passing:** Randolph (35-59-407-5-3).

FU Receiving: Busch (5-63-0), Anderson (2-47-0), Kritzer (2-13-1), S. Skelton (2-9-0), Pierre (1-21-0), Weston (1-11-0), Onyeabor (1-4-0); **HC Receiving:** Brock (8-105-3), McDermott (6-93-1), Jenkins (5-66-0), Cole (3-29-0), Chmielinski (3-20-0), Kielt (3-18-0), Santana (2-31-0), McGuire (2-26-1), Edger (2-21-0), Fleming (1-(-2)-0).

Game #10 • Holy Cross 27, Lafayette 26

November 15, 2008 • Easton, Pa.



Dominic Randolph hit on 28 of 49 passes for 422 yards and three scores, to lead Holy Cross to a 27-26 victory over Lafayette at Fisher Field. Holy Cross trailed 26-20 late in the fourth quarter, when Randolph threw a 37-yard touchdown pass to Rob Koster with just six seconds remaining. Matt Partain then added the extra point to give the Crusaders the one-point victory. Lafayette had opened the game by taking a 7-0 lead in the first quarter on a 44-yard touchdown pass from Marc Quilling to Shaun Adair. Holy Cross tied the score on its next possession, with Randolph throwing a 39-yard scoring strike to Brett McDermott. The Leopards went back in front in the second quarter on a pair of field goals

by Davis Rodriguez, and took a 13-7 lead into the locker room. In the third quarter, Lafayette increased its lead to 20-7 on a two-yard touchdown run by DeAndre Morrow. Partain then kicked a pair of field goals, from 23 yards and 32 yards, making the score 20-13 early in the fourth quarter. With just 5:36 left to play, Randolph threw a 22-yard touchdown pass to Nick Cole to tie the game at 20-20. The Leopards regained the lead on their next possession, with Morrow scoring on a 26-yard run, but Rodriguez's extra point attempt was wide left, leaving Lafayette with just a six-point lead, 26-20. Randolph then directed the Crusaders on a 10-play, 72-yard drive to win the game. Koster finished the game with the first three receptions of his collegiate career for 83 yards, while McDermott added eight catches for 107 yards. On the defensive side of the ball, Brian Billman made a team-high 12 tackles, and Anthony Campbell added six tackles, including three tackles for loss and two sacks.

| Scoring Summary | 1st | 2nd | 3rd | 4th | — | Total |
|-----------------|-----|-----|-----|-----|---|-------|
| Holy Cross | 7 | 0 | 3 | 17 | — | 27 |
| Lafayette | 7 | 6 | 7 | 6 | — | 26 |

| | | |
|-----|-------|---|
| 1st | 9:54 | LC—Adair 44 pass from Quilling (Rodriguez kick) |
| | 6:10 | HC—McDermott 39 pass from Randolph (Partain kick) |
| 2nd | 12:18 | LC—Rodriguez 22 field goal |
| | 6:48 | LC—Rodriguez 39 field goal |
| 3rd | 7:49 | LC—Morrow 2 run (Rodriguez kick) |
| | 4:28 | HC—Partain 23 field goal |
| 4th | 14:40 | HC—Partain 32 field goal |
| | 5:36 | HC—Cole 22 pass from Randolph (Partain kick) |
| | 2:45 | LC—Morrow 26 run (Rodriguez kick failed) |
| | 0:06 | HC—Koster 27 pass from Randolph (Partain kick) |

| Team Statistics | Holy Cross | Lafayette |
|--------------------|------------|-----------|
| First Downs | 28 | 17 |
| Rushing Yards | 68 | 146 |
| Passing Yards | 422 | 184 |
| Total Offense | 490 | 330 |
| Comp-Att-Int | 28-49-2 | 17-24-0 |
| Fumbles / Lost | 1 / 1 | 0 / 0 |
| Penalties / Yards | 9 / 75 | 7 / 64 |
| Punts / Average | 4 / 40.2 | 6 / 43.8 |
| Punt Returns | 4-14 | 1-5 |
| Kickoff Returns | 6-124 | 5-66 |
| Time of Possession | 26:49 | 33:11 |

Individual Statistics

HC Rushing: Bellomo (10-38-0), Kielt (3-20-0), Randolph (9-9-0), Camara (1-1-0);


LC Rushing: Morrow (15-111-2), Coon (12-31-0), Quilling (9-4-0).

HC Passing: Randolph (28-49-422-3-2); **LC Passing:** Quilling (17-24-184-1-0).

HC Receiving: McDermott (8-107-1), Brock (6-122-0), Koster (3-83-1), Cole (3-30-1), Jenkins (3-27-0), McGuire (2-18-0), Edger (1-23-0), Santana (1-14-0), Camara (1-(-2)-0); **LC Receiving:** Adair (4-101-1), Layton (3-21-0), Russo (3-18-0), Watson (2-16-0), Bennett (2-9-0), Bolton (1-9-0), Conte (1-5-0), Coon (1-5-0).

Game #11 • Colgate 28, Holy Cross 27

November 22, 2008 • Hamilton, N.Y.



Dominic Randolph completed 16 of 27 passes for 316 yards and three touchdowns, but it was not enough as Holy Cross was defeated by Colgate 28-27 at Andy Kerr Stadium. Holy Cross took a 7-0 lead on just the second offensive play of the game, when Randolph threw a 75-yard touchdown pass to Jon Brock. Colgate came back to tie up the score on a 50-yard scoring pass from Greg Sullivan to Pat Simonds. The Crusaders regained the lead on their next drive, when Randolph threw a 42-yard scoring strike to Bill Edger. Early in the second quarter, the Raiders tied the game at 14-14 on a one-yard touchdown run by Jordan Scott. Holy Cross took the lead back on its next possession, when Randolph tossed a seven-

yard scoring pass to Brett McDermott. The Crusaders then increased their advantage to 24-14 just before halftime on a 36-yard field goal by Matt Partain. Colgate cut into the lead on its opening possession of the third quarter, on a 10-yard touchdown pass from Sullivan to Simonds. Partain then kicked a 37-yard field goal to put Holy Cross up 27-21 heading into the final period. But Nate Eachus scored on a five-yard run with 13:05 remaining in the fourth quarter to put the Raiders up 28-27, and neither team would score again as Colgate held on for the victory. McDermott finished the game with six catches for 63 yards, while Brock had four receptions for 118 yards. Eachus led the Raiders with 118 yards on 21 carries. Ryan Stewart led the Crusader defense with 13 total tackles, including two tackles for loss.

| Scoring Summary | 1st | 2nd | 3rd | 4th | — | Total |
|-----------------|-----|-----|-----|-----|---|-------|
| Holy Cross | 14 | 10 | 3 | 0 | — | 27 |
| Colgate | 7 | 7 | 7 | 7 | — | 28 |

| | | |
|-----|-------|--|
| 1st | 14:01 | HC—Brock 75 pass from Randolph (Partain kick) |
| | 8:28 | CU—Simonds 50 pass from Sullivan (Stein kick) |
| | 7:06 | HC—Edger 42 pass from Randolph (Partain kick) |
| 2nd | 14:30 | CU—Scott 1 run (Stein kick) |
| | 12:34 | HC—McDermott 7 pass from Randolph (Partain kick) |
| | 0:17 | HC—Partain 36 field goal |
| 3rd | 4:51 | CU—Simonds 10 pass from Sullivan (Stein kick) |
| | 3:06 | HC—Partain 37 field goal |
| 4th | 13:05 | CU—Eachus 5 run (Stein kick) |

| Team Statistics | Holy Cross | Colgate |
|--------------------|------------|----------|
| First Downs | 15 | 26 |
| Rushing Yards | 19 | 283 |
| Passing Yards | 316 | 129 |
| Total Offense | 335 | 412 |
| Comp-Att-Int | 16-27-1 | 8-12-0 |
| Fumbles / Lost | 0 / 0 | 0 / 0 |
| Penalties / Yards | 3 / 21 | 3 / 45 |
| Punts / Average | 2 / 33.5 | 2 / 39.5 |
| Punt Returns | 1-6 | 0-0 |
| Kickoff Returns | 5-102 | 6-106 |
| Time of Possession | 17:33 | 42:27 |

Individual Statistics

HC Rushing: Kielt (6-25-0), Randolph (4-(-6)-0); **CU Rushing:** Eachus (21-118-1), Scott (22-82-1), Sullivan (22-76-0), Babb (1-13-0), Jackson (1-(-3)-0), Team (2-(-3)-0).

HC Passing: Randolph (16-27-316-3-1); **CU Passing:** Sullivan (8-12-129-2-0).

HC Receiving: McDermott (6-63-1), Brock (4-118-1), Edger (2-61-1), Kielt (2-28-0), Chmielinski (1-26-0), Santana (1-20-0); **CU Receiving:** Simonds (4-94-2), Rosnick (2-27-0), Eachus (1-14-0), Scott (1-(-6)-0).

2008 Holy Cross Honors

Luke Botting

National Football Foundation Hampshire Honor Society

Jon Brock

All-Patriot League (First Team)

New England Football Writers All-Star Team

Daryl Brown

All-Patriot League (Second Team)

Aaron Jones

All-Patriot League (First Team)

Mike Kielt

All-Patriot League (Second Team)

Sean Lamkin

All-Patriot League (Second Team)

Brett McDermott

New England Football Writers All-Star Team

Ryan McGuire

Patriot League Scholar-Athlete of the Year

All-Patriot League (First Team)

ESPN The Magazine Academic All-District (First Team)

National Football Foundation Hampshire Honor Society

Matt Partain

All-Patriot League (First Team)

New England Football Writers All-Star Team

ESPN The Magazine Academic All-District (First Team)

National Football Foundation Hampshire Honor Society

Chris Poole

All-Patriot League (Second Team)

Dominic Randolph

Walter Payton Award Finalist

Patriot League Offensive Player of the Year

George "Bulger" Lowe Award

New England Gold Helmet

Sports Network All-America (Honorable Mention)

All-Patriot League (First Team)

New England Football Writers All-Star Team

Marcus Rodriguez

All-Patriot League (Second Team)

Chris Smith

ESPN The Magazine Academic All-District (First Team)

Michael Wright

All-Patriot League (Second Team)

2008 Patriot League Academic Honor Roll

Dakota Allosso
Alex Carson
Mike Frawley
Joe Kosich
Quentin Liggins
Ryan McGuire

Danny Bluth
Luke Chmielinski
Taylor Glor
Rob Koster
Nicholas MacDonald
Marcus Morgan
Chris Smith

Luke Botting
Andrew Cialino
Cav Koch
Sean Lamkin
Mike McCabe
Matt Partain

Game-By-Game Results

7-4 Overall, 5-1 Patriot League (2nd)

| Date | Opponent | W/L | Score | Overall Record | Attend |
|----------|------------------|-----|-------|----------------|--------|
| Sept. 6 | #4 MASSACHUSETTS | L | 42-45 | 0-1 | 12,871 |
| Sept. 19 | at Harvard | L | 24-25 | 0-2 | 20,462 |
| Sept. 27 | at Georgetown * | W | 38-14 | 1-2 | 2,233 |
| Oct. 4 | at Yale (2OT) | L | 28-31 | 1-3 | 14,512 |
| Oct. 11 | BROWN | W | 41-34 | 2-3 | 7,493 |
| Oct. 18 | at Dartmouth | W | 44-26 | 3-3 | 7,518 |
| Oct. 25 | LEHIGH * | W | 35-21 | 4-3 | 11,558 |
| Nov. 1 | BUCKNELL * | W | 34-17 | 5-3 | 3,958 |
| Nov. 8 | FORDHAM * | W | 38-17 | 6-3 | 6,277 |
| Nov. 15 | at Lafayette * | W | 27-26 | 7-3 | 7,439 |
| Nov. 22 | at #21 Colgate * | L | 27-28 | 7-4 | 4,862 |

Home games listed in ALL CAPS
* Patriot League games



Anthony Campbell (top) and Quentin Liggins (bottom) helped lead Holy Cross to a 7-4 record during the 2008 campaign.

Scoring By Quarters

| Team | 1st | 2nd | 3rd | 4th | OT | — | Total |
|------------|-----|-----|-----|-----|----|---|-------|
| Holy Cross | 101 | 112 | 61 | 97 | 7 | — | 378 |
| Opponents | 47 | 89 | 45 | 93 | 10 | — | 284 |

Attendance Figures

| | | | |
|---------------------------------|--------|----------------------------------|-------|
| Overall Totals | 99,183 | Overall Average | 9,017 |
| Patriot League Totals | 36,327 | Patriot League Average | 6,055 |
| Home Totals | 42,157 | Home Average | 8,432 |
| Away Totals | 57,026 | Away Average | 9,505 |

Team Statistics

| | HOLY CROSS | OPPONENTS |
|--|------------|------------|
| SCORING | 378 | 284 |
| Points Per Game | 34.4 | 25.8 |
| FIRST DOWNS | 285 | 194 |
| Rushing | 83 | 71 |
| Passing | 178 | 115 |
| Penalty | 24 | 8 |
| RUSHING YARDAGE | 1171 | 1269 |
| Yards Gained Rushing | 1392 | 1405 |
| Yards Lost Rushing | 221 | 136 |
| Rushing Attempts | 308 | 343 |
| Average Per Rush | 3.8 | 3.7 |
| Average Per Game | 106.5 | 115.4 |
| Touchdowns Rushing | 14 | 11 |
| PASSING YARDAGE | 3838 | 2771 |
| Att.-Comp.-Int. | 523-340-17 | 371-224-11 |
| Average Per Pass | 7.3 | 7.5 |
| Average Per Catch | 11.3 | 12.4 |
| Average Per Game | 348.9 | 251.9 |
| Touchdowns Passing | 34 | 20 |
| TOTAL OFFENSE | 5009 | 4040 |
| Total Plays | 831 | 714 |
| Average Per Play | 6.0 | 5.7 |
| Average Per Game | 455.4 | 367.3 |
| KICK RETURNS: NO.-YARDS | 48-990 | 60-1036 |
| PUNT RETURNS: NO.-YARDS | 25-176 | 17-112 |
| INTERCEPTION RETURNS: NO.-YARDS | 11-85 | 17-331 |
| KICK RETURN AVERAGE | 20.6 | 17.3 |
| PUNT RETURN AVERAGE | 7.0 | 6.6 |
| INTERCEPTION RETURN AVERAGE | 7.7 | 19.5 |
| FUMBLES-LOST | 14-6 | 12-4 |
| PENALTIES-YARDS | 55-483 | 61-519 |
| Average Per Game | 43.9 | 47.2 |
| PUNTS-YARDS | 37-1418 | 51-1913 |
| Average Per Punt | 38.3 | 37.5 |
| Net Punt Average | 33.7 | 33.3 |
| TIME OF POSSESSION/GAME | 31:49 | 28:11 |
| 3RD-DOWN CONVERSIONS | 68/147 | 57/149 |
| 3rd-Down Percentage | 46% | 38% |
| 4TH-DOWN CONVERSIONS | 10/16 | 12/25 |
| 4th-Down Percentage | 62% | 48% |
| SACKS BY-YARDS | 11-59 | 16-98 |
| MISCELLANEOUS YARDS | 0 | 11 |
| TOUCHDOWNS SCORED | 49 | 36 |
| FIELD GOALS-ATTEMPTS | 12-17 | 12-13 |
| ON-SIDE KICKS | 0-0 | 0-2 |
| RED-ZONE SCORES | 40-47 | 25-34 |
| Red Zone Percentage | 85% | 74% |
| RED-ZONE TOUCHDOWNS | 32-47 | 18-34 |
| Red Zone Touchdown Percentage | 68% | 53% |
| PAT-ATTEMPTS | 48-49 | 32-33 |
| PAT Kick Percentage | 98% | 97% |



Rob Petrosino helped Holy Cross average 455.4 total yards per game in 2008.

| Interceptions | No. | Yds | Avg | TD | Long |
|-------------------|-----------|------------|-------------|----------|-----------|
| Daryl Brown | 3 | 36 | 12.0 | 0 | 36 |
| Kyle Mushaweh | 3 | -5 | -1.7 | 0 | 0 |
| Anthony DiMichele | 2 | 23 | 11.5 | 0 | 19 |
| Michael Wright | 1 | 22 | 22.0 | 0 | 22 |
| Andrew Cialino | 1 | 9 | 9.0 | 0 | 9 |
| Ryan Stewart | 1 | 0 | 0.0 | 0 | 0 |
| Holy Cross | 11 | 85 | 7.7 | 0 | 36 |
| Opponents | 17 | 331 | 19.5 | 4 | 95 |

| Kickoff Returns | No. | Yds | Avg | TD | Long |
|-------------------|-----------|-------------|-------------|----------|-----------|
| Josh Jenkins | 25 | 466 | 18.6 | 0 | 46 |
| Brett McDermott | 17 | 448 | 26.4 | 1 | 88 |
| Chandler Fenner | 2 | 38 | 19.0 | 0 | 24 |
| John Myrick | 1 | 13 | 13.0 | 0 | 13 |
| Terrance Gass | 1 | 10 | 10.0 | 0 | 10 |
| Sean Lamkin | 1 | 9 | 9.0 | 0 | 9 |
| Anthony Campbell | 1 | 6 | 6.0 | 0 | 6 |
| Holy Cross | 48 | 990 | 20.6 | 1 | 88 |
| Opponents | 60 | 1036 | 17.3 | 0 | 59 |

| Fumble Returns | No. | Yds | Avg | TD | Long |
|-------------------|----------|----------|------------|----------|----------|
| Holy Cross | 0 | 0 | 0.0 | 0 | 0 |
| Opponents | 0 | 0 | 0.0 | 1 | 0 |

| Rushing | GP | Att | Gain | Loss | Net | Avg | TD | Long | Avg/G |
|-------------------|-----------|------------|-------------|------------|-------------|-------------|-----------|-----------|--------------|
| Mike Kielt | 11 | 107 | 621 | 22 | 599 | 5.6 | 4 | 39 | 54.5 |
| Terrance Gass | 5 | 59 | 274 | 29 | 245 | 4.2 | 5 | 23 | 49.0 |
| Matt Bellomo | 6 | 39 | 154 | 4 | 150 | 3.8 | 0 | 21 | 25.0 |
| Dominic Randolph | 11 | 65 | 197 | 118 | 79 | 1.2 | 4 | 20 | 7.2 |
| Brett McDermott | 10 | 5 | 59 | 0 | 59 | 11.8 | 0 | 22 | 5.9 |
| Josh Jenkins | 11 | 6 | 49 | 0 | 49 | 8.2 | 0 | 26 | 4.5 |
| Luke Chmielinski | 9 | 2 | 11 | 0 | 11 | 5.5 | 0 | 9 | 1.2 |
| Jon Brock | 11 | 5 | 13 | 7 | 6 | 1.2 | 0 | 8 | 0.5 |
| Bill Edger | 11 | 1 | 3 | 0 | 3 | 3.0 | 0 | 3 | 0.3 |
| Freddie Santana | 11 | 2 | 6 | 3 | 3 | 1.5 | 0 | 6 | 0.3 |
| Francis Camara | 6 | 3 | 2 | 0 | 2 | 0.7 | 0 | 1 | 0.3 |
| Mike Holloway | 11 | 1 | 1 | 0 | 1 | 1.0 | 0 | 1 | 0.1 |
| Nick Cole | 11 | 1 | 0 | 0 | 0 | 0.0 | 0 | 0 | 0.0 |
| Drew Volkmann | 4 | 3 | 2 | 2 | 0 | 0.0 | 1 | 1 | 0.0 |
| Team | 11 | 9 | 0 | 36 | -36 | -4.0 | 0 | 0 | -3.3 |
| Holy Cross | 11 | 308 | 1392 | 221 | 1171 | 3.8 | 14 | 39 | 106.5 |
| Opponents | 11 | 343 | 1405 | 136 | 1269 | 3.7 | 11 | 46 | 115.4 |

| Passing | Gp | Effic | Att-Cmp-Int | Pct | Yds | TD | Long | Avg/G |
|-------------------|-----------|---------------|-------------------|-------------|-------------|-----------|-----------|--------------|
| Dominic Randolph | 11 | 142.42 | 340-520-17 | 65.4 | 3838 | 34 | 75 | 348.9 |
| Joe Kosich | 3 | 0.00 | 0-1-0 | 0.0 | 0 | 0 | 0 | 0.0 |
| Team | 11 | 0.00 | 0-2-0 | 0.0 | 0 | 0 | 0 | 0.0 |
| Holy Cross | 11 | 141.60 | 340-523-17 | 65.0 | 3838 | 34 | 75 | 348.9 |
| Opponents | 11 | 134.98 | 224-371-11 | 60.4 | 2771 | 20 | 79 | 251.9 |

| Receiving | G | No. | Yds | Avg | TD | Long | Avg/G |
|-------------------|-----------|------------|-------------|-------------|-----------|-----------|--------------|
| Jon Brock | 11 | 60 | 927 | 15.4 | 13 | 75 | 84.3 |
| Brett McDermott | 10 | 43 | 491 | 11.4 | 5 | 43 | 49.1 |
| Josh Jenkins | 11 | 35 | 329 | 9.4 | 0 | 28 | 29.9 |
| Mike Kielt | 11 | 33 | 290 | 8.8 | 1 | 41 | 26.4 |
| Ryan McGuire | 11 | 30 | 343 | 11.4 | 4 | 34 | 31.2 |
| Nick Cole | 11 | 30 | 281 | 9.4 | 2 | 30 | 25.5 |
| Freddie Santana | 11 | 27 | 310 | 11.5 | 3 | 26 | 28.2 |
| Bill Edger | 11 | 24 | 345 | 14.4 | 4 | 42 | 31.4 |
| Luke Chmielinski | 9 | 24 | 258 | 10.8 | 1 | 26 | 28.7 |
| Terrance Gass | 5 | 24 | 144 | 6.0 | 0 | 23 | 28.8 |
| Matt Bellomo | 6 | 4 | 37 | 9.2 | 0 | 13 | 6.2 |
| Rob Koster | 4 | 3 | 83 | 27.7 | 1 | 37 | 20.8 |
| Danny Bluth | 7 | 1 | 4 | 4.0 | 0 | 4 | 0.6 |
| Francis Camara | 6 | 1 | -2 | -2.0 | 0 | 0 | -0.3 |
| Tommy Fleming | 1 | 1 | -2 | -2.0 | 0 | 0 | -2.0 |
| Holy Cross | 11 | 340 | 3838 | 11.3 | 34 | 75 | 348.9 |
| Opponents | 11 | 224 | 2771 | 12.4 | 20 | 79 | 251.9 |

| Punt Returns | No. | Yds | Avg | TD | Long |
|-------------------|-----------|------------|------------|----------|-----------|
| Josh Jenkins | 23 | 146 | 6.3 | 0 | 32 |
| Freddie Santana | 1 | 15 | 15.0 | 0 | 15 |
| Perry Townsend | 1 | 15 | 15.0 | 0 | 15 |
| Holy Cross | 25 | 176 | 7.0 | 0 | 32 |
| Opponents | 17 | 112 | 6.6 | 0 | 27 |

| Scoring | TD | FGs | PAT | | | | DXP | Saf | Points |
|-------------------|-----------|--------------|--------------|------------|----------|------------|----------|----------|------------|
| | | | Kick | Rush | Rev | Pass | | | |
| Matt Partain | 0 | 12-17 | 48-49 | 0-0 | 0 | 0-0 | 0 | 0 | 84 |
| Jon Brock | 13 | 0-0 | 0-0 | 0-0 | 0 | 0-0 | 0 | 0 | 78 |
| Brett McDermott | 6 | 0-0 | 0-0 | 0-0 | 0 | 0-0 | 0 | 0 | 36 |
| Terrance Gass | 5 | 0-0 | 0-0 | 0-0 | 0 | 0-0 | 0 | 0 | 30 |
| Mike Kielt | 5 | 0-0 | 0-0 | 0-0 | 0 | 0-0 | 0 | 0 | 30 |
| Bill Edger | 4 | 0-0 | 0-0 | 0-0 | 0 | 0-0 | 0 | 0 | 24 |
| Ryan McGuire | 4 | 0-0 | 0-0 | 0-0 | 0 | 0-0 | 0 | 0 | 24 |
| Dominic Randolph | 4 | 0-0 | 0-0 | 0-0 | 0 | 0-0 | 0 | 0 | 24 |
| Freddie Santana | 3 | 0-0 | 0-0 | 0-0 | 0 | 0-0 | 0 | 0 | 18 |
| Nick Cole | 2 | 0-0 | 0-0 | 0-0 | 0 | 0-0 | 0 | 0 | 12 |
| Luke Chmielinski | 1 | 0-0 | 0-0 | 0-0 | 0 | 0-0 | 0 | 0 | 6 |
| Rob Koster | 1 | 0-0 | 0-0 | 0-0 | 0 | 0-0 | 0 | 0 | 6 |
| Drew Volkmann | 1 | 0-0 | 0-0 | 0-0 | 0 | 0-0 | 0 | 0 | 6 |
| Holy Cross | 49 | 12-17 | 48-49 | 0-0 | 0 | 0-0 | 0 | 0 | 378 |
| Opponents | 36 | 12-13 | 32-33 | 0-1 | 0 | 0-2 | 0 | 0 | 284 |

| Punting | No. | Yds | Avg | Long | TB | FC | I20 | Blkd |
|-------------------|-----------|-------------|-------------|-----------|----------|----------|-----------|----------|
| Mike Holloway | 32 | 1217 | 38.0 | 54 | 2 | 6 | 7 | 0 |
| Brett McDermott | 4 | 164 | 41.0 | 55 | 1 | 0 | 1 | 0 |
| Rob Dornfried | 1 | 37 | 37.0 | 37 | 0 | 0 | 0 | 0 |
| Holy Cross | 37 | 1418 | 38.3 | 55 | 3 | 6 | 8 | 0 |
| Opponents | 51 | 1913 | 37.5 | 79 | 2 | 7 | 20 | 2 |



Bill Edger caught 24 passes for 345 yards and four touchdowns in 2008.

| Field Goals | FGM-FGA | Pct | 1-29 | 30-39 | 40-49 | 50+ | Lg | Blk |
|-------------------|--------------|-------------|------------|------------|------------|------------|-----------|----------|
| Matt Partain | 12-17 | 70.6 | 6-6 | 3-6 | 3-5 | 0-0 | 46 | 2 |
| Holy Cross | 12-17 | 70.6 | 6-6 | 3-6 | 3-5 | 0-0 | 46 | 2 |
| Opponents | 12-13 | 92.3 | 5-5 | 3-3 | 4-5 | 0-0 | 47 | 0 |

| Field Goal Sequence | Holy Cross | Opponents |
|---------------------|--------------|-----------|
| Massachusetts | — | (42) |
| Harvard | (24) | (29),(29) |
| Georgetown | (40) | — |
| Yale | 48,37 | (34) |
| Brown | (46),(43) | (27),(40) |
| Dartmouth | (29),42 | (37),(42) |
| Lehigh | — | 42 |
| Bucknell | 36,(24),(29) | (47) |
| Fordham | (22),34 | (23) |
| Lafayette | (23),(32) | (22),(39) |
| Colgate | (36),(37) | — |

Numbers in (parentheses) indicate field goal was made.

| Kickoffs | No. | Yds | Avg | TB | OB | Retn | Net | YdLn |
|-------------------|-----------|-------------|-------------|----------|----------|-------------|-------------|-----------|
| Matt Partain | 56 | 3044 | 54.4 | 1 | 5 | — | — | — |
| Don Lemieux | 13 | 778 | 59.8 | 2 | 0 | — | — | — |
| Brett McDermott | 1 | 50 | 50.0 | 0 | 0 | — | — | — |
| Holy Cross | 70 | 3872 | 55.3 | 3 | 5 | 1036 | 39.7 | 30 |
| Opponents | 54 | 3083 | 57.1 | 0 | 4 | 990 | 38.8 | 31 |

| Total Offense | G | Plays | Rush | Pass | Total | Avg/G |
|-------------------|-----------|------------|-------------|-------------|-------------|--------------|
| Dominic Randolph | 11 | 585 | 79 | 3838 | 3917 | 356.1 |
| Mike Kielt | 11 | 107 | 599 | 0 | 599 | 54.5 |
| Terrance Gass | 5 | 59 | 245 | 0 | 245 | 49.0 |
| Matt Bellomo | 6 | 39 | 150 | 0 | 150 | 25.0 |
| Brett McDermott | 10 | 5 | 59 | 0 | 59 | 5.9 |
| Josh Jenkins | 11 | 6 | 49 | 0 | 49 | 4.5 |
| Luke Chmielinski | 9 | 2 | 11 | 0 | 11 | 1.2 |
| Jon Brock | 11 | 5 | 6 | 0 | 6 | 0.5 |
| Freddie Santana | 11 | 2 | 3 | 0 | 3 | 0.3 |
| Bill Edger | 11 | 1 | 3 | 0 | 3 | 0.3 |
| Francis Camara | 6 | 3 | 2 | 0 | 2 | 0.3 |
| Mike Holloway | 11 | 1 | 1 | 0 | 1 | 0.1 |
| Team | 11 | 11 | -36 | 0 | -36 | -3.3 |
| Holy Cross | 11 | 831 | 1171 | 3838 | 5009 | 455.4 |
| Opponents | 11 | 714 | 1269 | 2771 | 4040 | 367.3 |



Nick Cole totaled 281 all-purpose yards during the 2008 season.



Nicholas MacDonald recorded 15 tackles and two sacks in 2008.

| All-Purpose | G | Rush | Rec | PR | KR | IR | FR | Tot | Avg/G |
|-------------------|-----------|-------------|-------------|------------|-------------|------------|----------|-------------|--------------|
| Brett McDermott | 10 | 59 | 491 | 0 | 448 | 0 | 0 | 998 | 99.8 |
| Josh Jenkins | 11 | 49 | 329 | 146 | 466 | 0 | 0 | 990 | 90.0 |
| Jon Brock | 11 | 6 | 927 | 0 | 0 | 0 | 0 | 933 | 84.8 |
| Mike Kielt | 11 | 599 | 290 | 0 | 0 | 0 | 0 | 889 | 80.8 |
| Terrance Gass | 5 | 245 | 144 | 0 | 10 | 0 | 0 | 399 | 79.8 |
| Bill Edger | 11 | 3 | 345 | 0 | 0 | 0 | 0 | 348 | 31.6 |
| Ryan McGuire | 11 | 0 | 343 | 0 | 0 | 0 | 0 | 343 | 31.2 |
| Freddie Santana | 11 | 3 | 310 | 15 | 0 | 0 | 0 | 328 | 29.8 |
| Nick Cole | 11 | 0 | 281 | 0 | 0 | 0 | 0 | 281 | 25.5 |
| Luke Chmielinski | 9 | 11 | 258 | 0 | 0 | 0 | 0 | 269 | 29.9 |
| Matt Bellomo | 6 | 150 | 37 | 0 | 0 | 0 | 0 | 187 | 31.2 |
| Rob Koster | 4 | 0 | 83 | 0 | 0 | 0 | 0 | 83 | 20.8 |
| Dominic Randolph | 11 | 79 | 0 | 0 | 0 | 0 | 0 | 79 | 7.2 |
| Chandler Fenner | 10 | 0 | 0 | 0 | 38 | 0 | 0 | 38 | 3.8 |
| Daryl Brown | 11 | 0 | 0 | 0 | 0 | 36 | 0 | 36 | 3.3 |
| Anthony DiMichele | 11 | 0 | 0 | 0 | 0 | 23 | 0 | 23 | 2.1 |
| Michael Wright | 11 | 0 | 0 | 0 | 0 | 22 | 0 | 22 | 2.0 |
| Perry Townsend | 11 | 0 | 0 | 15 | 0 | 0 | 0 | 15 | 1.4 |
| John Myrick | 11 | 0 | 0 | 0 | 13 | 0 | 0 | 13 | 1.2 |
| Sean Lamkin | 11 | 0 | 0 | 0 | 9 | 0 | 0 | 9 | 0.8 |
| Andrew Cialino | 5 | 0 | 0 | 0 | 0 | 9 | 0 | 9 | 1.8 |
| Anthony Campbell | 11 | 0 | 0 | 0 | 6 | 0 | 0 | 6 | 0.5 |
| Danny Bluth | 7 | 0 | 4 | 0 | 0 | 0 | 0 | 4 | 0.6 |
| Mike Holloway | 11 | 1 | 0 | 0 | 0 | 0 | 0 | 1 | 0.1 |
| Tommy Fleming | 1 | 0 | -2 | 0 | 0 | 0 | 0 | -2 | -2.0 |
| Kyle Mushaweh | 6 | 0 | 0 | 0 | 0 | -5 | 0 | -5 | -0.8 |
| Team | 11 | -36 | 0 | 0 | 0 | 0 | 0 | -36 | -3.3 |
| Holy Cross | 11 | 1171 | 3838 | 176 | 990 | 85 | 0 | 6260 | 569.1 |
| Opponents | 11 | 1269 | 2771 | 112 | 1036 | 331 | 0 | 5519 | 501.7 |

Defensive Statistics

| Name | GP-GS | Tackles | | | | ForLoss | Sacks No-Yds | Pass Def | | | Fumbles | | Blkd Kick | Saf |
|-----------------------|--------------|------------|------------|------------|---------------|--------------|------------------|-----------|----------|------------|----------|----------|--------------|-----|
| | | Solo | Assist | Total | | | | Int-Yds | BrUp | QBH | Rcv-Yds | FF | | |
| 41 Sean Lamkin | 11-11 | 56 | 15 | 71 | 6-16 | 1-7 | 0-0 | 2 | 0 | 1-0 | 1 | 0 | 0 | |
| 93 Marcus Rodriguez | 11-11 | 49 | 19 | 68 | 8-24 | 4-20 | 0-0 | 4 | 0 | 1-0 | 1 | 0 | 0 | |
| 23 Anthony DiMichele | 11-7 | 53 | 13 | 66 | 3-14 | 1-8 | 2-23 | 10 | 0 | 0-0 | 0 | 0 | 0 | |
| 30 Daryl Brown | 11-11 | 52 | 9 | 61 | 3-7 | 0-0 | 3-36 | 3 | 0 | 0-0 | 0 | 0 | 0 | |
| 20 Alex Johnson | 11-11 | 37 | 10 | 47 | 1-4 | 0-0 | 0-0 | 5 | 0 | 0-0 | 0 | 0 | 0 | |
| 3 Michael Wright | 11-11 | 32 | 2 | 34 | 2-6 | 0-0 | 1-22 | 12 | 0 | 0-0 | 0 | 0 | 0 | |
| 40 Ryan Stewart | 5-3 | 25 | 6 | 31 | 2-4 | 0-0 | 1-0 | 1 | 0 | 0-0 | 0 | 0 | 0 | |
| 91 Alex Carson | 11-11 | 25 | 3 | 28 | 2-3 | 0-0 | 0-0 | 2 | 0 | 0-0 | 0 | 0 | 0 | |
| 49 Andrew Cialino | 5-5 | 22 | 4 | 26 | 0-0 | 0-0 | 1-9 | 0 | 0 | 1-0 | 0 | 0 | 0 | |
| 48 Brian Billman | 11-3 | 17 | 8 | 25 | 2-5 | 0-0 | 0-0 | 1 | 0 | 0-0 | 0 | 0 | 0 | |
| 96 Anthony Campbell | 11-6 | 18 | 6 | 24 | 4-16 | 2-8 | 0-0 | 2 | 0 | 0-0 | 0 | 0 | 0 | |
| 99 Bryan Walwyn | 10-10 | 21 | 2 | 23 | 3-14 | 3-14 | 0-0 | 2 | 0 | 0-0 | 1 | 0 | 0 | |
| 90 Mude Ohimor | 10-8 | 12 | 5 | 17 | 2-2 | 0-0 | 0-0 | 1 | 1 | 0-0 | 0 | 0 | 0 | |
| 21 Kyle Mushaweh | 6-3 | 14 | 1 | 15 | 1-4 | 0-0 | 3-(-5) | 2 | 0 | 0-0 | 0 | 0 | 0 | |
| 56 Nicholas MacDonald | 9-4 | 11 | 4 | 15 | 2-17 | 2-17 | 0-0 | 0 | 0 | 0-0 | 0 | 0 | 0 | |
| 44 Evan Byrd | 5-5 | 10 | 0 | 10 | 3-8 | 0-0 | 0-0 | 0 | 1 | 0-0 | 0 | 0 | 0 | |
| 14 John Myrick | 11-1 | 8 | 1 | 9 | 0-0 | 0-0 | 0-0 | 1 | 0 | 0-0 | 0 | 0 | 0 | |
| 24 Ty Shaw | 10-0 | 7 | 2 | 9 | 0-0 | 0-0 | 0-0 | 0 | 0 | 1-0 | 0 | 0 | 0 | |
| 50 Perry Townsend | 11-0 | 7 | 1 | 8 | 0-0 | 0-0 | 0-0 | 0 | 0 | 0-0 | 0 | 1 | 0 | |
| 6 Chandler Fenner | 10-0 | 5 | 3 | 8 | 0-0 | 0-0 | 0-0 | 0 | 0 | 0-0 | 0 | 0 | 0 | |
| 33 Ricky Otis | 7-0 | 4 | 3 | 7 | 0-0 | 0-0 | 0-0 | 0 | 0 | 0-0 | 0 | 0 | 0 | |
| 75 Don Matheny | 11-0 | 5 | 1 | 6 | 1-2 | 0-0 | 0-0 | 0 | 0 | 0-0 | 0 | 0 | 0 | |
| 34 Quentin Liggins | 10-0 | 3 | 3 | 6 | 0-0 | 0-0 | 0-0 | 0 | 0 | 0-0 | 0 | 0 | 0 | |
| 51 Anthony Ruoti | 8-0 | 3 | 3 | 6 | 0-0 | 0-0 | 0-0 | 0 | 0 | 0-0 | 0 | 0 | 0 | |
| 53 Rory Sullivan | 6-0 | 4 | 1 | 5 | 0-0 | 0-0 | 0-0 | 0 | 0 | 0-0 | 0 | 0 | 0 | |
| 31 Andrew Sherwood | 5-0 | 4 | 1 | 5 | 0-0 | 0-0 | 0-0 | 0 | 0 | 0-0 | 0 | 1 | 0 | |
| 59 Kevin Regan | 9-0 | 3 | 1 | 4 | 0-0 | 0-0 | 0-0 | 0 | 0 | 0-0 | 0 | 0 | 0 | |
| 71 Steve Buller | 8-0 | 2 | 1 | 3 | 1-1 | 0-0 | 0-0 | 0 | 0 | 0-0 | 0 | 0 | 0 | |
| 4 Brett McDermott | 10-9 | 2 | 0 | 2 | 0-0 | 0-0 | 0-0 | 0 | 0 | 0-0 | 0 | 0 | 0 | |
| 55 James McLaughlin | 10-0 | 2 | 0 | 2 | 0-0 | 0-0 | 0-0 | 0 | 0 | 0-0 | 0 | 0 | 0 | |
| 22 Matt Bellomo | 6-0 | 2 | 0 | 2 | 0-0 | 0-0 | 0-0 | 0 | 0 | 0-0 | 0 | 0 | 0 | |
| 27 Clay Swigert | 4-0 | 2 | 0 | 2 | 0-0 | 0-0 | 0-0 | 0 | 0 | 0-0 | 0 | 0 | 0 | |
| 35 C.J. Martin | 3-0 | 2 | 0 | 2 | 0-0 | 0-0 | 0-0 | 0 | 0 | 0-0 | 0 | 0 | 0 | |
| 81 Charles McCall | 9-0 | 1 | 1 | 2 | 0-0 | 0-0 | 0-0 | 0 | 0 | 0-0 | 0 | 0 | 0 | |
| 58 Jimmy Thomas | 6-0 | 1 | 1 | 2 | 0-0 | 0-0 | 0-0 | 0 | 0 | 0-0 | 0 | 0 | 0 | |
| 15 Cav Koch | 2-0 | 0 | 2 | 2 | 0-0 | 0-0 | 0-0 | 0 | 0 | 0-0 | 0 | 0 | 0 | |
| 98 Marcus Morgan | 3-0 | 1 | 0 | 1 | 1-4 | 0-0 | 0-0 | 0 | 0 | 0-0 | 0 | 0 | 0 | |
| 70 Chris Poole | 11-11 | 1 | 0 | 1 | 0-0 | 0-0 | 0-0 | 0 | 0 | 0-0 | 0 | 0 | 0 | |
| 61 Chris Smith | 11-11 | 1 | 0 | 1 | 0-0 | 0-0 | 0-0 | 0 | 0 | 0-0 | 0 | 0 | 0 | |
| 88 Ryan McGuire | 11-7 | 1 | 0 | 1 | 0-0 | 0-0 | 0-0 | 0 | 0 | 0-0 | 0 | 0 | 0 | |
| 45 Mike Kielt | 11-6 | 1 | 0 | 1 | 0-0 | 0-0 | 0-0 | 0 | 0 | 0-0 | 0 | 0 | 0 | |
| 2 Josh Jenkins | 11-2 | 1 | 0 | 1 | 0-0 | 0-0 | 0-0 | 0 | 0 | 0-0 | 0 | 0 | 0 | |
| 60 Luke Botting | 11-0 | 1 | 0 | 1 | 0-0 | 0-0 | 0-0 | 0 | 0 | 0-0 | 0 | 0 | 0 | |
| 37 Matt Partain | 11-0 | 1 | 0 | 1 | 0-0 | 0-0 | 0-0 | 0 | 0 | 0-0 | 0 | 0 | 0 | |
| 65 Rob Petrosino | 10-9 | 1 | 0 | 1 | 0-0 | 0-0 | 0-0 | 0 | 0 | 0-0 | 0 | 0 | 0 | |
| 5 Francis Camara | 6-0 | 1 | 0 | 1 | 0-0 | 0-0 | 0-0 | 0 | 0 | 0-0 | 0 | 0 | 0 | |
| 84 Mike Frawley | 6-0 | 1 | 0 | 1 | 0-0 | 0-0 | 0-0 | 0 | 0 | 0-0 | 0 | 0 | 0 | |
| 17 Rob Koster | 4-0 | 1 | 0 | 1 | 0-0 | 0-0 | 0-0 | 0 | 0 | 0-0 | 0 | 0 | 0 | |
| 10 Luke Chmielinski | 9-5 | 0 | 1 | 1 | 0-0 | 0-0 | 0-0 | 0 | 0 | 0-0 | 0 | 0 | 0 | |
| 43 Kyle Smith | 7-0 | 0 | 1 | 1 | 0-0 | 0-0 | 0-0 | 0 | 0 | 0-0 | 0 | 0 | 0 | |
| Holy Cross | 11-11 | 533 | 134 | 667 | 46-143 | 11-59 | 11-85 | 48 | 2 | 4-0 | 3 | 2 | 0 | |
| Opponents | 11-11 | 587 | 133 | 720 | 49-181 | 16-98 | 17-331 | 42 | 8 | 6-0 | 4 | 3 | 0 | |

2008 Game-By-Game Starters

| Offense | WR | WR | LT | LG | C | RG | RT | TB | QB | WR | WR |
|---------------|-------|-------------|--------|------------|----------|------------|-------|--------------|-----------|----------|-----------|
| Massachusetts | Brock | Santana | McCabe | Bernazzani | C. Smith | Poole | Olson | Kielt (tb) | Gass | Randolph | McDermott |
| Harvard | Brock | Chmielinski | McCabe | Jones | C. Smith | Poole | Olson | McGuire | Gass | Randolph | McDermott |
| Georgetown | Brock | Chmielinski | Jones | Petrosino | C. Smith | Poole | Olson | McGuire | Gass | Randolph | McDermott |
| Yale | Brock | Chmielinski | Jones | Petrosino | C. Smith | Poole | Olson | McGuire | Gass | Randolph | McDermott |
| Brown | Brock | Chmielinski | Jones | Petrosino | C. Smith | Poole | Olson | Jenkins (wr) | Gass | Randolph | Edger |
| Dartmouth | Brock | Cole | Jones | Petrosino | C. Smith | Poole | Olson | Jenkins (wr) | Kielt | Randolph | Edger |
| Lehigh | Brock | Santana | Jones | Petrosino | C. Smith | Poole | Olson | McGuire | Kielt | Randolph | McDermott |
| Bucknell | Brock | Cole | Jones | Petrosino | C. Smith | Poole | Olson | McGuire | Kielt | Randolph | McDermott |
| Fordham | Brock | Chmielinski | Jones | Petrosino | C. Smith | Poole | Olson | Santana (wr) | Cole (wr) | Randolph | McDermott |
| Lafayette | Brock | Cole | Jones | Petrosino | C. Smith | Poole | Olson | McGuire | Kielt | Randolph | McDermott |
| Colgate | Brock | Cole | Jones | Petrosino | C. Smith | Bernazzani | Poole | McGuire | Kielt | Randolph | McDermott |

| Defense | DE | DT | DE | LB | LB | LB | LB | CB | SS | FS | CB |
|---------------|-----------|--------|-----------|----------|-----------|---------|--------|-----------|-------|------------|--------|
| Massachusetts | Walwyn | Carson | Ohimor | Byrd | Rodriguez | Cialino | Lamkin | DiMichele | Brown | A. Johnson | Wright |
| Harvard | Walwyn | Carson | Ohimor | Byrd | Rodriguez | Cialino | Lamkin | Mushaweh | Brown | A. Johnson | Wright |
| Georgetown | Walwyn | Carson | Ohimor | Campbell | Rodriguez | Cialino | Lamkin | Mushaweh | Brown | A. Johnson | Wright |
| Yale | Walwyn | Carson | Ohimor | Byrd | Rodriguez | Cialino | Lamkin | Mushaweh | Brown | A. Johnson | Wright |
| Brown | Walwyn | Carson | Ohimor | Byrd | Rodriguez | Cialino | Lamkin | DiMichele | Brown | A. Johnson | Wright |
| Dartmouth | Walwyn | Carson | Ohimor | Byrd | Rodriguez | Billman | Lamkin | DiMichele | Brown | A. Johnson | Wright |
| Lehigh | Walwyn | Carson | Ohimor | Campbell | Rodriguez | Stewart | Lamkin | DiMichele | Brown | A. Johnson | Wright |
| Bucknell | MacDonald | Carson | Ohimor | Campbell | Rodriguez | Stewart | Lamkin | Myrick | Brown | A. Johnson | Wright |
| Fordham | Walwyn | Carson | MacDonald | Campbell | Rodriguez | Billman | Lamkin | DiMichele | Brown | A. Johnson | Wright |
| Lafayette | Walwyn | Carson | MacDonald | Campbell | Rodriguez | Billman | Lamkin | DiMichele | Brown | A. Johnson | Wright |
| Colgate | Walwyn | Carson | MacDonald | Campbell | Rodriguez | Stewart | Lamkin | DiMichele | Brown | A. Johnson | Wright |

2008 Final Patriot League Standings

| School | Patriot League | | | | | Overall | | | | |
|----------------------|----------------|---|-------|-----|-----|---------|---|------|-----|-----|
| | W | L | Pct. | PF | PA | W | L | Pct. | PF | PA |
| 1. Colgate (NCAA) | 5 | 0 | 1.000 | 166 | 125 | 9 | 3 | .750 | 363 | 349 |
| 2. <i>Holy Cross</i> | 5 | 1 | .833 | 199 | 123 | 7 | 4 | .636 | 378 | 284 |
| 3. Lehigh | 4 | 2 | .667 | 194 | 136 | 5 | 6 | .455 | 282 | 231 |
| 4. Lafayette | 3 | 3 | .500 | 164 | 119 | 7 | 4 | .636 | 277 | 193 |
| 5. Bucknell | 2 | 4 | .333 | 132 | 200 | 5 | 6 | .455 | 269 | 339 |
| 6. Fordham | 1 | 5 | .167 | 116 | 186 | 5 | 6 | .455 | 238 | 262 |
| 7. Georgetown | 0 | 5 | .000 | 57 | 139 | 2 | 8 | .200 | 96 | 280 |

2008 Final Patriot League Team Statistics

(League rank in parentheses)

| | Bucknell | Colgate | Fordham | Georgetown | Holy Cross | Lafayette | Lehigh |
|------------------------|-----------|-----------|-----------|------------|------------|-----------|-----------|
| Total Offense | 334.5 (5) | 416.5 (2) | 384.2 (3) | 235.3 (7) | 455.4 (1) | 355.1 (4) | 314.8 (6) |
| Passing Offense | 187.5 (4) | 148.8 (6) | 241.4 (2) | 131.2 (7) | 348.9 (1) | 179.9 (5) | 216.7 (3) |
| Rushing Offense | 146.9 (3) | 267.7 (1) | 142.8 (4) | 104.1 (6) | 106.5 (5) | 175.2 (2) | 98.1 (7) |
| Scoring Offense | 24.5 (5) | 30.2 (2) | 21.6 (6) | 9.6 (7) | 34.4 (1) | 25.2 (4) | 25.6 (3) |
| Total Defense | 404.7 (7) | 378.8 (6) | 329.7 (2) | 369.9 (5) | 367.3 (4) | 303.2 (1) | 356.9 (3) |
| Passing Defense | 221.4 (5) | 206.8 (3) | 186.5 (1) | 186.8 (2) | 251.9 (7) | 211.0 (4) | 247.0 (6) |
| Rushing Defense | 183.4 (7) | 172.0 (5) | 143.2 (4) | 183.1 (6) | 115.4 (3) | 92.2 (1) | 109.9 (2) |
| Scoring Defense | 30.8 (7) | 29.1 (6) | 23.8 (3) | 28.0 (5) | 25.8 (4) | 17.5 (1) | 21.0 (2) |
| Turnover Margin | -7 (5) | +4 (1) | -3 (4) | -8 (6) | -8 (6) | +3 (2) | +2 (3) |

2008 Final Patriot League Individual Statistics

PASSING EFFICIENCY

| Player | Rating |
|--------------------------------|--------|
| 1. <i>DOMINIC RANDOLPH, HC</i> | 142.4 |
| 2. GREG SULLIVAN, Col. | 142.2 |
| 3. J.B. CLARK, Leh. | 132.9 |
| 4. JOHN SKELTON, Ford. | 129.7 |
| 5. ROB CURLEY, Laf. | 123.7 |
| 6. KEEROME LAWRENCE, G'town | 89.6 |

RUSHING YARDS

| Player | YPG |
|-----------------------------|-------|
| 1. Jordan Scott, Col. | 127.6 |
| 2. XAVIER MARTIN, Ford. | 112.5 |
| 3. Matt McGowan, Leh. | 89.4 |
| 4. NATE EACHUS, Col. | 77.7 |
| 5. GREG SULLIVAN, Col. | 74.8 |
| 6. <i>Mike Kiehl, HC</i> | 54.5 |
| 7. TYRELL COON, Laf. | 50.4 |
| 8. A.J. KIZEKAI, Buck. | 48.4 |
| 9. KEEROME LAWRENCE, G'town | 39.2 |
| 10. DEANDRE MORROW, Laf. | 37.3 |

RECEIVING YARDS

| Player | YPG |
|-------------------------------|------|
| 1. SHAUN PASTERNAK, Buck. | 98.5 |
| 2. PAT SIMONDS, Col. | 94.7 |
| 3. <i>Jon Brock, HC</i> | 84.3 |
| 4. Sekou Yansane, Leh. | 72.4 |
| 5. Shaun Adair, Laf. | 69.0 |
| 6. Mike Fitzgerald, Leh. | 61.7 |
| 7. <i>Brett McDermott, HC</i> | 49.1 |
| 8. Richard Rayborn, Ford. | 44.4 |
| 9. A.J. KIZEKAI, Buck. | 38.3 |
| 10. JASON CALDWELL, Ford. | 33.1 |

TOTAL OFFENSE

| Player | YPG |
|--------------------------------|-------|
| 1. <i>DOMINIC RANDOLPH, HC</i> | 356.1 |
| 2. JOHN SKELTON, Ford. | 244.5 |
| 3. GREG SULLIVAN, Col. | 216.1 |
| 4. J.B. CLARK, Leh. | 214.3 |
| 5. ROB CURLEY, Laf. | 163.0 |
| 6. Jordan Scott, Col. | 127.6 |
| 7. XAVIER MARTIN, Ford. | 112.5 |
| 8. Matt McGowan, Leh. | 93.2 |
| 9. KEEROME LAWRENCE, G'town | 87.3 |
| 10. NATE EACHUS, Col. | 77.7 |

SCORING

| Player | PPG |
|----------------------------|------|
| 1. Jordan Scott, Col. | 10.0 |
| 2. <i>Matt Partain, HC</i> | 7.6 |
| 3. <i>Jon Brock, HC</i> | 7.1 |
| 4. SHAUN PASTERNAK, Buck. | 6.7 |
| 5. DAVIS RODRIGUEZ, Laf. | 6.5 |
| 6. Mike Fitzgerald, Leh. | 6.0 |
| 7. Jacob Stein, Col. | 5.6 |
| 8. NATE EACHUS, Col. | 5.0 |
| 9. Adam Danko, Ford. | 4.9 |
| 10. PAT SIMONDS, Col. | 4.5 |

PLACEKICKING

| Player | FG | PAT |
|------------------------------|-------|-------|
| 1. <i>Matt Partain, HC</i> | 12-17 | 48-49 |
| 2. DAVIS RODRIGUEZ, Laf. | 13-15 | 32-33 |
| 3. Jacob Stein, Col. | 8-12 | 43-45 |
| 4. Adam Danko, Ford. | 9-13 | 27-29 |
| 5. Jason Leo, Leh. | 8-13 | 24-30 |
| 6. Will Carney, Buck. | 3-4 | 17-20 |
| 7. JOSE-PABLO BUERBA, G'town | 3-3 | 5-5 |
| 8. CASEY DOBYNS, G'town | 2-5 | 4-6 |

PUNTING

| Player | Avg. |
|-------------------------|------|
| 1. Jason Leo, Leh. | 43.0 |
| 2. Phil Azarik, Buck. | 40.5 |
| 3. TOM KONDASH, Laf. | 37.7 |
| 4. CASEY DOBYNS, G'town | 35.0 |
| 5. CAMERON DEAN, Ford. | 35.0 |

KICKOFF RETURNS

| Player | Avg. |
|-------------------------------|------|
| 1. <i>Brett McDermott, HC</i> | 26.4 |
| 2. A.J. KIZEKAI, Buck. | 26.3 |
| 3. JOHN KENNEDY, Leh. | 22.2 |
| 4. Kenneth Thompson, Ford. | 20.8 |
| 5. NOAH JACKSON, Col. | 20.4 |
| 6. KENNY MITCHELL, G'town | 20.3 |
| 7. <i>JOSH JENKINS, HC</i> | 17.6 |
| 8. Shaun Adair, Laf. | 15.7 |

Returning Players listed in ALL CAPS

2008 League Awards

Offensive Player of the Year

Dominic Randolph, QB, Holy Cross

Defensive Player of the Year

Andy Romans, LB, Lafayette

Rookie of the Year

Nate Eachus, RB, Colgate

Coach of the Year

Dick Biddle, Colgate

Scholar-Athlete of the Year

Ryan McGuire, TE, Holy Cross

2008 All-League Teams

FIRST TEAM OFFENSE

| | | |
|----|-------------------------------------|-----|
| QB | <i>Dominic Randolph, Holy Cross</i> | Jr. |
| RB | Nate Eachus, Colgate | Fr. |
| RB | Jordan Scott, Colgate | Sr. |
| FB | Joe Russo, Lafayette | Sr. |
| WR | <i>Jon Brock, Holy Cross</i> | Sr. |
| WR | Pat Simonds, Colgate | Jr. |
| TE | <i>Ryan McGuire, Holy Cross</i> | Sr. |
| OL | Nick Hennessey, Colgate | Sr. |
| OL | Steve Jonas, Colgate | Sr. |
| OL | <i>Aaron Jones, Holy Cross</i> | Jr. |
| OL | Will Rackley, Lehigh | So. |
| OL | Rich Rosabella, Colgate | Sr. |
| RS | A.J. Kizekai, Bucknell | Jr. |
| PK | <i>Matt Partain, Holy Cross</i> | Sr. |

FIRST TEAM DEFENSE

| | | |
|----|--------------------------|-----|
| DL | B.J. Benning, Lehigh | Jr. |
| DL | Greg DeMarco, Fordham | Sr. |
| DL | Brian Jackson, Lehigh | Sr. |
| DL | Jason Mills, Lafayette | Sr. |
| LB | Matt Cohen, Lehigh | Jr. |
| LB | Tim Diamond, Lehigh | Sr. |
| LB | Mark Leggiero, Lafayette | Jr. |
| LB | Andy Romans, Lafayette | Sr. |
| DB | Quadir Carter, Lehigh | Sr. |
| DB | Chris Ekpo, Colgate | Sr. |
| DB | Matt Loucks, Fordham | Sr. |
| DB | Wayne Moten, Colgate | Jr. |
| P | Jason Leo, Lehigh | Sr. |

SECOND TEAM OFFENSE

| | | |
|----|--------------------------------|-----|
| QB | Greg Sullivan, Colgate | So. |
| RB | <i>Mike Kiehl, Holy Cross</i> | Sr. |
| RB | A.J. Kizekai, Bucknell | Jr. |
| WR | Shaun Adair, Lafayette | Sr. |
| WR | Shaun Pasternak, Bucknell | So. |
| TE | Mike Conte, Lafayette | Sr. |
| OL | Kevin Bayani, Lehigh | Sr. |
| OL | Ryan Hart-Predmore, Lafayette | Jr. |
| OL | Leo Plenski, Lafayette | Sr. |
| OL | <i>Chris Poole, Holy Cross</i> | Jr. |
| OL | Justin Sarabez, Fordham | Sr. |
| RS | Shaun Adair, Lafayette | Sr. |
| PK | Davis Rodriguez, Lafayette | So. |

SECOND TEAM DEFENSE

| | | |
|----|-------------------------------------|-----|
| DL | Austin Douglas, Colgate | Jr. |
| DL | Ataefiok Etukeren, Georgetown | Sr. |
| DL | Paul Mancuso, Colgate | Jr. |
| DL | Ryan Mehra, Fordham | Sr. |
| LB | James Crockett, Fordham | Jr. |
| LB | Greg Hadley, Colgate | Jr. |
| LB | <i>Sean Lamkin, Holy Cross</i> | Jr. |
| LB | <i>Marcus Rodriguez, Holy Cross</i> | Sr. |
| DB | <i>Daryl Brown, Holy Cross</i> | Sr. |
| DB | Jarard Cribbs, Lehigh | So. |
| DB | Travis Mack, Georgetown | Jr. |
| DB | <i>Michael Wright, Holy Cross</i> | Jr. |
| P | Phil Azarik, Bucknell | Sr. |