

2014

HOLY CROSS

FOOTBALL

FACT BOOK

TABLE OF CONTENTS / QUICK FACTS

TABLE OF CONTENTS

Media Information	3-4
Opponent Information	5
2014 Season Preview	6-8
Pronunciation Guide	8
Two-Deep Comparison	9
2014 Numerical Roster	10-11
2014 Alphabetical Roster	12-13
Coaching Staff	14-18
Player Profiles	19-49
2013 Final Statistics	50-54
2013 Game-By-Game Recaps	55-60
2013 Honors & Awards	61
Individual Records	62-73
Year-By-Year Leaders	74-79
Team Records	80-81
100-Yard Rushers / 300-Yard Passers	82-83
The Last Time	84-85
Year-By-Year Records	86
Tradition of Excellence	87-90
Postseason History	91-92
All-Time Head Coaches / Coaching Records	93-96
Hall of Fame Inductees	97
Crusaders in the Professional Ranks	98
Honors & Awards	99-106
Fitton Field Records & History	107
Homecoming & Family Weekend	108
All-Time Series Records	109
Series History vs. 2013 Opponents	110-111
All-Time Letterwinners	112-119
All-Time Results	120-130

2014 SCHEDULE

Aug. 30	at Albany	6:00 p.m.
Sept. 6	MORGAN STATE	1:00 p.m.
Sept. 13	CENTRAL CONNECTICUT	1:00 p.m.
Sept. 19	at Harvard	7:00 p.m.
Sept. 27	FORDHAM * (Homecoming)	1:00 p.m.
Oct. 4	at Colgate *	1:00 p.m.
Oct. 11	at Brown	12:30 p.m.
Oct. 18	at Dartmouth	1:30 p.m.
Oct. 25	at Lafayette *	3:30 p.m.
Nov. 8	LEHIGH *	12:30 p.m.
Nov. 15	BUCKNELL *	12:30 p.m.
Nov. 22	at Georgetown *	12:00 p.m.

* Patriot League games
Home games listed in **BOLD CAPS**

CREDITS

The 2014 Holy Cross football fact book is published by the College of the Holy Cross Department of Athletics, all rights reserved, Copyright 2014. Writing, layout, design and editing by Charles Bare. Editorial assistance provided by Jim Wrobel.

ADMINISTRATION

President	Rev. Philip L. Buroughs, S.J.
Director of Athletics	Nathan Pine
Senior Associate Director of Athletics	Joseph Bertolotti
Associate Director of Athletics	Bill Bellerose
Associate Director of Athletics	Rosemary Shea
Associate Director of Athletics	Ann Zelesky
Assistant Director of Athletics	Frank Mastrandrea
Athletic Department Phone	(508) 793-2571
Ticket Office Phone	(508) 793-2573
Athletic Department Fax	(508) 793-3863

GENERAL COLLEGE INFORMATION

Location	Worcester, Mass.
Founded	1843
Enrollment	2,877
Denomination	Roman Catholic, Jesuit
Nickname	Crusaders
Color	Royal Purple
National Affiliation	NCAA Division I
Conference	Patriot League
College Web Site	www.holycross.edu
Athletic Web Site	www.goholycross.com

FOOTBALL QUICK FACTS

Head Coach	Tom Gilmore
Alma Mater	Pennsylvania, 1986
Record at Holy Cross	56-56 / 10 Years
Overall Record	56-56 / 10 Years
Office Phone	(508) 793-2584
Office Fax	(508) 793-3855

Defensive Coordinator / Secondary	Mike Kashurba
Offensive Coordinator / Quarterbacks	Andy McKenzie
Running Backs / Special Teams	Cazzie Kosciolk
Linebackers	Roderick Plummer
Defensive Line	Tom Radulski
Offensive Line	Bill Samko
Wide Receivers	Matt Fanning
Outside Linebackers	Alex Bresner
Tight Ends	Steve Cully
Assistant Secondary	Jeff Franklin
Strength & Conditioning	Jeff Oliver
Athletic Trainer	Anthony Cerundolo
Equipment Manager	Ray Bolger
Secretary	Lu-Ann Hennessy

2013 Overall Record	3-9
2013 Patriot League Record	1-5 / Sixth
Home Field	Fitton Field
Capacity	23,500
Surface	Natural Grass
Press Box Phone	(508) 793-2204
Letterwinners Returning / Lost	47 / 26
Starters Returning / Lost	16 / 13
Offense	7 / 4
Defense	5 / 6
Special Teams	4 / 3

MEDIA INFORMATION



Charles Bare



Jim Wrobel



Jim Sarkisian



Jamie Reynolds

CONTACT INFORMATION

For information on Holy Cross football, or any other varsity athletic team, please contact the Holy Cross athletic media relations office:

Charles Bare, Director cbare@holycross.edu
 Jim Wrobel, Assistant Director jwrobel@holycross.edu
 Jim Sarkisian, Assistant Director jsarkisi@holycross.edu
 Jamie Reynolds, Video Coordinator jreynol@holycross.edu
 TBA, Assistant TBA
 Kristen Kearnan, Secretary kkearnan@holycross.edu
 Office Phone. (508) 793-2583
 Office Fax. (508) 793-2309
 Press Box Phone (508) 793-2204
 Mailing Address. One College Street, Worcester, MA 01610
 E-Mail Address athleticmedia@holycross.edu

CREDENTIALS & SCOUTING PASSES

All requests for working media credentials should be made to Charles Bare at least one week in advance, preferably in writing. All requests received one week in advance will be mailed, while all others will be left at the will call window, which is located at the main entrance to the stadium, in the southwest corner near the visiting locker room. Every effort will be made to accommodate all members of the media, but as space is limited, we may not be able to honor all requests.

PHOTOGRAPHERS

Holy Cross subscribes to the policy suggested by the NCAA Football Rules Committee, in conjunction with the NCAA Public Relations Committee, the American Football Coaches Association and the National Press Photographers Association. Photographers must have a special photo credential issued by the athletic media relations office.

RADIO BROADCASTS

Holy Cross has installed phone lines which can be rented by visiting radio. There is a charge of \$75.00 per line for commercial radio, or \$50.00 per line for student radio. Others wishing to install their own lines may contact Verizon Telephone at (508) 792-4000. Any radio station or reporting service seeking in-game or post-game reports must make arrangements through the athletic media relations office.

TELEVISION

News stations covering the game must shoot from either the designated areas on the photo decks, or on the field level outside of the team bench areas.

TELEPHONES

There are two community telephones in the press box for use by the media. To order a private phone, contact Verizon Telephone at (508) 792-4000.

INTERNET ACCESS

There is high speed wireless internet access available for members of the media to use in the Fitton Field press box.

PARKING

Accredited media will be given passes allowing access to the garage just south of Fitton Field, the baseball field and the adjacent fields. Please note that there is no specific area for press parking, and any member of the media not arriving at least one hour before kickoff is not guaranteed parking space. In the event of rain or snow, the baseball field parking will be closed, making early arrival even more essential.

GAME DAY SERVICES

Pregame press notes, flip cards and programs are available in the press box approximately one hour before kickoff. A light breakfast is provided, along with beverages and a snack during the game. E-mail service is available after the game with advanced notice to the athletic media relations staff. Halftime statistics, final statistics, play-by-play, scoring summaries, defensive statistics and drive charts are provided. Complete books are available approximately 30 minutes after the game.

POSTGAME PROCEDURES

The Holy Cross football locker room is closed to the media. Members of the media should submit player requests to Charles Bare by the five-minute mark of the fourth quarter. Following a 10-minute cooling off period, Holy Cross head coach Tom Gilmore and requested players will be available. Interviews will be conducted either on the field or outside of the Holy Cross locker room, located in the northwest corner of the field. Requests for interviews with the visiting team should be made with that school's sports information director. The visiting locker room is located in the southwest corner of the field.

MEDIA INFORMATION

COACH & PLAYER INTERVIEWS

Personal interviews with head coach Tom Gilmore, his staff and players can be arranged through Charles Bare. Players are available in person and for phone interviews Monday through Thursday, subject to the individual student-athlete's academic responsibilities. Arrangements for all interviews should be made at least 24 hours in advance. Home phone numbers will not be given out. The best time to reach coach Gilmore by phone is on weekday mornings.

WEEKLY MEDIA LUNCHEON

Head coach Tom Gilmore will have a weekly luncheon with the media each Tuesday during the season at 12:00 p.m. Student-athletes can also be available for interviews near the end of the luncheon upon request, subject to their academic responsibilities. All members of the working media are welcome to attend. For more information, contact the athletic media relations office.

HOLY CROSS ON THE INTERNET

Information on Holy Cross football and all 26 other varsity sports is available through the Holy Cross Athletics home page at "www.GoHolyCross.com". All notes and statistics will be available through the site. In addition, live Crusader audio and video can be found on the internet, with information on webcast locations available on the Holy Cross Athletics home page.

PRIMARY MEDIA OUTLETS

Worcester Telegram & Gazette, 20 Franklin Street, Worcester, Mass., 01615. Phone: (508) 793-9350. Fax: (508) 793-9363. Website: 'www.telegram.com'. Dave Nordman, sports editor; Jennifer Toland, beat writer.

Boston Globe, 135 Morrissey Boulevard, Boston, Mass., 02107. Phone: (617) 929-2860. Fax: (617) 929-2670. Website: 'www.boston.com'.

Boston Herald, 70 Fargo Street, Boston, Mass., 02210. Phone: (800) 234-5680. Fax: (617) 619-6430. Website: 'www.bostonherald.com'. John Connolly, college reporter.

Associated Press (Boston), 184 High Street, Boston, Mass., 02110. Phone: (617) 357-8100. Fax: (617) 338-8125. Website: 'www.ap.org'. Howard Ulman, sports editor.

Holy Cross Radio, c/o Superlative Marketing, 70 Commons Drive, Unit #8, Shrewsbury, Mass., 01545. Phone: (508) 925-5488. Bob Fouracre, play-by-play.

WTAG Radio, 58 Stereo Lane, Paxton, Mass., 01612. Phone: (508) 757-9696. Fax: (508) 757-1779. Website: 'www.wtag.com'. Phillip Norton, sales/marketing.

WCHC Radio, 216 Hogan Campus Center, College of the Holy Cross, Worcester, Mass., 01610. Phone: (508) 793-2475. Website: 'college.holy-cross.edu/wchc'.

Charter TV 3, 95 Higgins Street, Worcester, Mass., 01606. Phone: (508) 853-1515. Fax: (508) 854-5065. Kevin Shea, sports. Website: 'www.chartertv3.com'.

DIRECTIONS TO FITTON FIELD

From the East or West: Take the Massachusetts Turnpike (I-90) to Exit 10. After the exit, follow I-290 East toward Worcester. Take Exit 11 (College Square / Southbridge Street) off of I-290. Cross over to the right lane immediately after coming off the ramp to College Square. Take the first right (before the traffic light) onto College Street. Fitton Field will be on the left.

From the North: Take I-495 South to I-290 West (Exit 25B). Follow I-290 West to Exit 11 (College Square / Southbridge Street). Bear left coming off the ramp onto Southbridge Street. Take the first right (before the traffic light) onto College Street. Fitton Field will be on the left.

From the Southeast: Take I-495 North to the Massachusetts Turnpike West (I-90). Take Exit 10 off of the Massachusetts Turnpike. After the exit, follow I-290 East toward Worcester. Take Exit 11 (College Square / Southbridge Street) off of I-290. Cross over to the right lane immediately after coming off the ramp to College Square. Take the first right (before the traffic light) onto College Street. Fitton Field will be on the left.

From the South: Take Route 146 North to the Massachusetts Turnpike West (I-90). Take Exit 10 off of the Massachusetts Turnpike. After the exit, follow I-290 East toward Worcester. Take Exit 11 (College Square / Southbridge Street) off of I-290. Cross over to the right lane immediately after coming off the ramp to College Square. Take the first right (before the traffic light) onto College Street. Fitton Field will be on the left.

2014 TRAVEL INFORMATION

Albany: Travel via charter bus. Depart Worcester on the day of Aug. 29, return following the game on Aug. 30. Holiday Inn Albany, 205 Wolf Road, Albany, N.Y., 12205. Phone: (518) 485-7250.

Harvard: Travel via charter bus. Depart Worcester on the day of Sept. 19, return following the game on Sept. 19.

Colgate: Travel via charter bus. Depart Worcester on the day of Oct. 3, return following the game on Oct. 4. Radisson Hotel Utica Centre, 200 Genesee Street, Utica, N.Y., 13502. Phone: (315) 797-8010.

Brown: Travel via charter bus. Depart Worcester on the day of Oct. 11, return following the game on Oct. 11.

Dartmouth: Travel via charter bus. Depart Worcester on the day of Oct. 17, return following the game on Oct. 18. Fireside Inn & Suites, 25 Airport Road, West Lebanon, N.H., 03784. Phone: (603) 298-5900.

Lafayette: Travel via charter bus. Depart Worcester on day of Oct. 24, return following the game on Oct. 25. Holiday Inn Allentown, 7736 Adrienne Drive, Breinigsville, Pa., 18031. Phone: (610) 391-1000.

Georgetown: Travel via charter bus. Depart Worcester on the night of Nov. 20, return following the game on Nov. 22. Key Bridge Marriott, 1401 Lee Highway, Arlington, Va., 22209. Phone: (703) 524-6400.

OPPONENT INFORMATION

ALBANY

Location Albany, N.Y.
Nickname Great Danes
Colors Purple & Gold
Stadium Bob Ford Field (8,500)
Conference Colonial Athletic Association
2013 Record 1-11 (0-8 CAA)
Head Coach . . . Greg Gattuso (Penn State, '83)
Career Record 97-32 (12 years)
Football SID Lizzie Barlow
Phone (518) 442-3359
E-Mail ebarlow2@albany.edu
Athletic Web Site www.ualbanysports.com

BROWN

Location Providence, R.I.
Nickname Bears
Colors Brown, Red & White
Stadium Brown Stadium (20,000)
Conference Ivy League
2013 Record 6-4 (3-4 Ivy)
Head Coach Phil Estes (UNH, '80)
Career Record 98-61 (16 years)
Football SID Christopher Humm
Phone (401) 863-1095
E-Mail . . . christopher_humm@brown.edu
Athletic Web Site www.brownbears.com

BUCKNELL

Location Lewisburg, Pa.
Nickname Bison
Colors Orange & Blue
Stadium . . . Mathewson-Memorial Stadium (13,100)
Conference Patriot League
2013 Record 6-5 (3-3 PL)
Head Coach Joe Susan (Delaware, '77)
Career Record 26-28 (5 years)
Football SID Todd Merriett
Phone (570) 577-3488
E-Mail tmerriett@bucknell.edu
Athletic Web Site www.bucknellbison.com

CENTRAL CONNECTICUT

Location New Britain, Conn.
Nickname Blue Devils
Colors Blue & White
Stadium Arute Field (5,500)
Conference Northeast Conference
2013 Record 4-8 (2-4 NEC)
Head Coach . . . Pete Rossomando (Boston U., '94)
Career Record 42-13 (5 years)
Football SID Tommy Meade
Phone (860) 832-3057
E-Mail meadet@ccsu.edu
Athletic Web Site www.ccsbluedevils.com

COLGATE

Location Hamilton, N.Y.
Nickname Raiders
Colors Maroon & White
Stadium Andy Kerr Stadium (10,221)
Conference Patriot League
2013 Record 4-8 (3-3 PL)
Head Coach Dan Hunt (Springfield, '92)
Career Record First Year
Football SID John Painter
Phone (315) 228-7566
E-Mail jpainter@colgate.edu
Athletic Web Site www.gocolgateraiders.com

DARTMOUTH

Location Hanover, N.H.
Nickname Big Green
Colors Green & White
Stadium Memorial Field (13,000)
Conference Ivy League
2013 Record 6-4 (5-2 Ivy)
Head Coach . . . Buddy Teevens (Dartmouth, '79)
Career Record 92-157-2 (24 years)
Football SID Rick Bender
Phone (603) 646-2468
E-Mail rick.bender@dartmouth.edu
Athletic Web Site www.dartmouthsports.com

FORDHAM

Location Bronx, N.Y.
Nickname Rams
Colors Maroon & White
Stadium Jack Coffey Field (7,000)
Conference Patriot League
2013 Record 12-2 (5-1 PL)
Head Coach Joe Moorhead (Fordham, '96)
Career Record 18-7 (2 years)
Football SID Joe DiBari
Phone (718) 817-4240
E-Mail dibari@fordham.edu
Athletic Web Site www.fordhamsports.com

GEORGETOWN

Location Washington, D.C.
Nickname Hoyas
Colors Blue & Gray
Stadium Multi-Sport Field (3,500)
Conference Patriot League
2013 Record 2-9 (1-5 PL)
Head Coach . . . Rob Sgarlata (Georgetown, '94)
Career Record First Year
Football SID Ryan Sakamoto
Phone (202) 687-2492
E-Mail ras228@georgetown.edu
Athletic Web Site www.guhoyas.com

HARVARD

Location Cambridge, Mass.
Nickname Crimson
Colors Crimson & Black
Stadium Harvard Stadium (30,323)
Conference Ivy League
2013 Record 9-1 (6-1 Ivy)
Head Coach . . . Tim Murphy (Springfield, '78)
Career Record 169-107-1 (27 years)
Football SID Tim Williamson
Phone (617) 495-2206
E-Mail twilliam@fas.harvard.edu
Athletic Web Site www.gocrimson.com

LAFAYETTE

Location Easton, Pa.
Nickname Leopards
Colors Maroon & White
Stadium Fischer Stadium (13,132)
Conference Patriot League
2013 Record 5-7 (5-1 PL)
Head Coach . . . Frank Tavani (Lebanon Valley, '75)
Career Record 76-82 (14 years)
Football SID Phil LaBella
Phone (610) 330-5122
E-Mail labellap@lafayette.edu
Athletic Web Site www.goleopards.com

LEHIGH

Location Bethlehem, Pa.
Nickname Mountain Hawks
Colors Brown & White
Stadium Goodman Stadium (16,000)
Conference Patriot League
2013 Record 8-3 (3-3 PL)
Head Coach Andy Coen (Gettysburg, '86)
Career Record 59-33 (8 years)
Football SID Steve Lomangino
Phone (610) 758-3174
E-Mail sjl304@lehigh.edu
Athletic Web Site www.lehighsports.com

MORGAN STATE

Location Baltimore, Md.
Nickname Bears
Colors Orange & Blue
Stadium Hughes Stadium (10,000)
Conference . . . Mid-Eastern Athletic Conference
2013 Record 5-7 (5-3 MEAC)
Head Coach Lee Hull (Holy Cross, '88)
Career Record First Year
Football SID Leonard Haynes
Phone (443) 885-3831
E-Mail leonard.haynes@morgan.edu
Athletic Web Site www.morganstatebears.com

2014 SEASON PREVIEW

Coming off a 2013 campaign in which it finished with an overall record of 3-9 and a 1-5 mark against Patriot League foes, the Holy Cross football team enters the 2014 season looking to rebound. The Crusaders did show signs of hope for the future, as six of the team's eight losses last season came by seven points or less. In addition, eight true freshmen earned significant playing time a year ago. The team was severely hampered by the injury bug last season, but that did allow numerous players to earn valuable on-the-field experience.

On the offensive side of the ball, Holy Cross returns seven starters and 13 total players from last season's final two-deep chart. That group will look to build on what they did a year ago, averaging 27.0 points and 395.3 yards of total offense per game. Even though four starters need to be replaced, Holy Cross looks to put one of the top offenses in the Patriot League on the field this season.

As for the defense, the Crusaders have five starters back on a unit that will look to develop into one of the top defenses in the Patriot League. Holy Cross gave up 449.1 yards and 30.6 points per game in 2013. The Crusaders will look to improve upon those numbers in 2014, with several experienced players returning.

"Consistency on both sides of the ball will be a huge key for us this season," said head coach Tom Gilmore. "We need to be more balanced on offense, and we have to be more effective in the red zone. On defense, we need to stop the run and eliminate the big plays. We should have much better depth this year, and we hope that allows us to overcome any injuries and play much more consistently."

Here is a position-by-position breakdown of how Holy Cross should look in 2014.

QUARTERBACK

Sophomore Peter Pujals returns to lead the Crusader offense this season, after earning Patriot League Rookie of the Year honors in 2013. Pujals completed 211 of 332 passes for 2,261 yards and 19 touchdowns a year ago, in addition to rushing the ball 136 times for 469 yards and eight scores. He broke the Holy Cross freshman records for completions, pass attempts, passing yards and yards of total offense, while ranking second in the Patriot League in passing yards and total offense.

"Peter Pujals did a tremendous job for a first-year player last season," said Gilmore. "He did a lot of good things both throwing and running the ball, and showed great maturity running the offense. Having that year under his belt will put him in a great position heading into this season."

Senior Ryan Laughlin and senior Steven Elder will give the Crusaders two other experienced options under center. Laughlin has played in 23 career games with seven starts, completing 104 of 180 passes for 1,026 yards and 10 touchdowns. He has also shown the ability to run the ball, with 258 career yards and two scores on 70 carries. Elder has played in 10 career contests with six starts, but missed the majority of last season due to injury. He has hit on 134 of 226 career passes for 1,630 yards and eight touchdowns.

"We are in a great situation with three experienced quarterbacks returning," said Gilmore. "Both Ryan Laughlin and Steven Elder are very capable players, and we would have complete confidence if either one of them were in the game at any time."

Senior Michael Reardon will provide added depth under center for Holy Cross, along with freshmen Blaise Bell and James McHale.

WIDE RECEIVER

The Crusaders will need to replace two starters at wide receiver, but have a number of talented young players ready to step up. Junior Kalif Raymond leads the way, after ranking third on the team with 42 receptions for 400 yards and three touchdowns in 2013. Senior Tyler Artim is another key returnee, after catching 25 passes for 289 yards and three scores last season.

"Kalif Raymond was really hampered by injuries all of last season," said Gilmore. "We expect him to become a significant factor, and develop into a key part of the offense. Tyler Artim is also a capable and experienced player, with the ability to have a big year for us."

Sophomore Jake Wieczorek should see an increased role in the offense this year, after catching 12 balls for 215 yards and two touchdowns in 2013. Senior Jereme Murray, with 13 career receptions for 163 yards, is another experienced receiver who looks to see increased playing time.

"Jake Wieczorek and Jereme Murray are two of our fastest players," said Gilmore. "Wieczorek was learning on the fly last year, so we expect him to play a much bigger role now that he has that year of experience. Murray has continued to develop and played very well in the spring, so he is capable of having a breakout year."

Senior Shane Taylor will look to break into the rotation at wide receiver, as will juniors Zach Buzzard and Don Webber.

Senior Michael Shewchuk, a former quarterback, also joins the competition, along with freshmen Alex Bledsoe, Andre Harton, Darrius Lacy, Matt Millett and Ahmad Tyler.

RUNNING BACK

In the offensive backfield, sophomore Gabe Guild returns as the starter for Holy Cross at tailback. Guild led the team with 496 rushing yards and five touchdowns on 101 carries last year, in addition to catching 20 passes for 210 yards and a score. He will be pushed by sophomore Brendan Flaherty in the battle for playing time. Flaherty ran the ball 13 times for 63 yards and a touchdown last season, and caught two passes for 23 yards.

"Gabe Guild is a very talented runner who has matured as a player," said Gilmore. "He has also improved at running routes and protecting in the pass game, so we expect him to make a lot of plays. Brendan Flaherty is a tremendous athlete with great versatility. He can be very productive as both a runner and a receiver."

Junior Alex Waked and freshman Diqvan Walker could also see action at tailback.

Senior Michael O'Dwyer should once again play a key role as a fullback, after appearing in 11 games last season with four starts. An outstanding blocker, O'Dwyer also has the ability to help at tight end.

"Michael O'Dwyer is an outstanding leader and one of our hardest workers," said Gilmore. "He is a great blocker at the point of attack. He may not have the ball in his hands that often due to the nature of the position, but he is still a big part of our offense."

Freshman Tim Smith will also look to earn playing time at fullback.

2014 SEASON PREVIEW

TIGHT END

Sophomore Lucas Nikolaisen, who also saw action in 11 games with four starts a year ago, should be a key factor at tight end. In addition, senior Ted Deily and sophomore Mark McGuire will look to earn significant playing time.

“Lucas Nikolaisen has some valuable experience under his belt, so we really expect big things from him this season,” said Gilmore. “He will be a serious threat as a pass receiver, as well as a good blocker on the line of scrimmage. Ted Deily should also be much more of a factor on the field, and Mark McGuire can add much needed depth.”

Freshman Jayke Simsheuser will also look to contribute at tight end.

OFFENSIVE LINE

On the offensive line, the Crusaders return three starters from a year ago. Last season the line paved the way for Holy Cross to rush for 1,860 yards as a team, its highest total since running for 1,927 yards in 1991. Leading the way will be fifth-year seniors Blake Berresford and Jay Knighton. Berresford has played in 24 games over the last three years, making a total of 23 starts at right tackle. Knighton started every game at center during the 2013 campaign, and has now played in 30 career contests with 19 starts at both center and guard.

The third returning starter is senior Ryan Schnieber, who started all 12 games in 2013 at right guard. Fifth-year senior Emanuel Mendoza is the favorite to win the starting spot at left tackle, after playing in six contests with two starts a year ago.

“Jay Knighton is one of the toughest guys on the team,” said Gilmore. “He has performed consistently well over the last three years, and looks to be the leader of that group. Blake Berresford and Emanuel Mendoza give us a lot of experience and a lot of size. With another year in the weight room, we will be counting on them on a consistent basis. And Ryan Schnieber has made significant improvements since breaking into the lineup last fall.”

Several others will look to compete for the final starting spot or earn key playing time as back-ups. Those players include seniors Cain Lamper, Aaron Lewis and Pat Restrepo; juniors Clint Jackman and Sam Ranieri; and sophomores George Griffin, Hunter Hudgins, Rob Kosharek, James Murray and Nick Piker.

“There are a number of talented players with the ability to help us on the offensive line this year,” said Gilmore. “It will just be a matter of which guys rise up to earn starting roles.”

Freshman Charlie Steele will join in the competition for playing time along the offensive line this season.

SECONDARY

The secondary should be a strength for the Holy Cross defense, with the return of three starters. At strong safety, junior Matt Bhaya looks to be one of the team’s top players after starting all 12 games in 2013. Bhaya ranked second on the team with 71 total tackles last season, in addition to leading the team with nine pass breakups and tying for the team lead with two interceptions.

“Matt Bhaya is the quarterback of the defense, and he really commands the respect of the whole unit,” said Gilmore. “He is an impact player who enters the season with a great deal of experience.”

Senior Sam Jones looks to return to the starting lineup at free safety. Jones totaled 34 tackles and three tackles for loss a year ago, despite missing five games due to injury. Senior Logan Silver could also push for a starting spot, after recording 51 tackles and two pass breakups last year.

“We have a lot of confidence in Sam Jones,” said Gilmore. “He has been working hard to improve his size and strength, and is very capable from an athletic standpoint. Logan Silver is an excellent competitor who will push hard to be on the field. He will see significant action in our different personnel packages.”

Senior Parris Johnson and sophomore Luke Ford are two others who will contend for playing time at safety. Johnson totaled 13 tackles and one pass breakup last season, while Ford posted seven tackles with one sack.

“Luke Ford was able to gain a lot of game experience as a freshman, and we expect that to spring him into a great sophomore year,” said Gilmore. “Parris Johnson has also come on very strong, and we look for him to be fighting for a lot of playing time.”

Junior transfer Julian Kaminoff and freshman Chase Stratton are others who could compete for playing time at safety.

Senior Ben Coffaro returns to the lineup at one of the cornerback positions, after starting 11 games in 2013. Coffaro tied for the team lead with two interceptions a year ago, in addition to totaling 49 tackles and four pass breakups. Junior Dabness Atkins and junior Steven Martinez are two other experienced players who should compete for a starting cornerback spot. Atkins recorded 31 tackles, three pass breakups and one interception in 2013, while Martinez finished last season with 27 tackles, two pass breakups and one interception.

“Ben Coffaro is a very confident player who has started for a couple of years,” said Gilmore. “He is also a hard worker who never stops trying to improve his game. Steven Martinez and Dabness Atkins are two other competitive guys who can cover very well. We expect them both to be significant factors.”

Junior Coan Calabrese and sophomore Ronald Millhouse will also push for playing time at cornerback, along with freshmen Brett Laurie, Mike McCaffrey and Alim Muhammad.

LINEBACKER

Fifth-year senior Tyler Zeoli returns to one of the starting spots for Holy Cross at inside linebacker. Zeoli ranked third on the team with 67 total tackles in 2013, in addition to recording three tackles for loss, three forced fumbles and two interceptions. Junior John Zakrzewski will look to win the other starting job at inside linebacker, after totaling 20 tackles with a sack, a pass breakup and a fumble recovery last year.

“Tyler Zeoli had a very productive year for us last season,” said Gilmore. “We look for him to maintain his strength and be a really consistent player for us once again. John Zakrzewski is a former safety who is very athletic, so we expect him to come on strong now that he has a year of experience at linebacker.”

Senior Kyle Robbins and juniors Kenny Acquah and John Turner are also expected to push for key playing time at inside linebacker. Turner made four tackles in a backup role last year, while Acquah missed the entire season due to injury. Robbins returns to the defensive side of the ball after spending the 2013 season at tailback.

Seniors Ryan Neumann and Shane Thompson also look to compete for playing time, along with freshmen Dan Proano and Lawton Ward.

At outside linebacker, sophomore Kyle Young should be a key factor, after playing in 11 games with four starts last season. Young totaled 32 tackles in 2013, to go along with two forced fumbles and a 79-yard interception return for a touchdown. He will be pushed for playing time by senior Diego Quintanar and junior J.T. Frank. Quintanar has 18 tackles and three pass breakups in 14 career games played, while Frank made one tackle last season.

2014 SEASON PREVIEW / PRONUNCIATION GUIDE

“Kyle Young earned playing time last year because of his raw talent,” said Gilmore. “He has improved his game dramatically during the offseason, with a much better understanding and command of the defense, so we expect him to have a big year. J.T. Frank is a very athletic player with the capability to help us, and Diego Quintanar could also become a factor after moving over from safety in the spring.”

Senior Chase Ullman is the favorite to win the other starting job at outside linebacker, after totaling 13 tackles and one sack a year ago. He will be pushed by senior Andrew Mizzoni and junior Ryan Smith in the battle for playing time. Smith made five tackles in 2013, while Mizzoni posted two tackles with one sack.

“Chase Ullman is a team leader, who we expect to be a significant factor this year,” said Gilmore. “Ryan Smith and Andrew Mizzoni are also very capable players with game experience, giving us great depth at that spot.”

Freshmen Nick McBeath and Phil Zobrest are others who could push for playing time at the outside linebacker positions.

DEFENSIVE LINE

A number of experienced players return to play key roles along the defensive line. The lone returning starter is junior Mike Galantini, who played in all 12 games last season with eight starts. Galantini recorded 25 tackles a year ago, with one sack and three tackles for loss. Junior Dewayne Cameron should also play a key role, after totaling 18 tackles with two sacks and four tackles for loss in 2013. Junior Kobe Osei-Boaten saw action in just six games last year due to injury, but still recorded seven tackles and two sacks.

“Mike Galantini has really improved his size and strength over the last two years,” said Gilmore. “We are expecting him to become a major force on the inside this season. Dewayne Cameron is a strong, athletic lineman who has really improved his game, and Kobe Osei-Boaten is an explosive player who can make an impact off the edge.”

Others who will push for starting spots or compete for key playing time include juniors Richard Barber and Jacob Gonzales, and sophomore Dean Doe. Freshmen Daniel Bernard, Bradni Black, Jordan Kupec, Jack Kutschke and Patrick Stewart will join the competition this fall.

SPECIAL TEAMS

Several players are competing to take over as the Crusaders’ starting placekicker, punter and kickoff specialist. Junior Connor Fitzgerald is the only player on the roster with game experience, after playing in three contests last season and hitting four of five extra point attempts.

“Connor Fitzgerald is a very talented player,” said Gilmore. “He is capable of handling all the kicking duties, and just needs to keep improving his consistency.”

Junior Andrew Rhodes and sophomore Zane Wasp will push Fitzgerald at placekicker, while freshman Will McGrail will compete for playing time at punter.

At long snapper, senior Matt Fava returns after handling all of the snapping duties for Holy Cross in each of the last three seasons.

“Matt Fava is the one constant in our kicking game,” said Gilmore. “He is very consistent and everyone has a lot of confidence in him.”

At kick returner, Raymond earned first team All-Patriot League honors for the Crusaders in 2012. He has now averaged 22.8 yards on 58 kickoff returns and 4.8 yards on 28 punt returns over the last two seasons. Wieczorek, Flaherty and Silver also have experience returning kickoffs, while Wieczorek and Coffaro could factor in as punt returners.

“It is critical to have players with experience fielding kicks and transitioning into the return game,” said Gilmore. “Having guys like Kalif Raymond and Jake Wieczorek back is a luxury for us.”

SCHEDULE

The 2014 schedule looks to be challenging, as it includes six Patriot League games and six tough non-conference contests. This season will mark only the fourth time in school history the Crusaders will play 12 regular season games.

In the non-league portion of the slate, Holy Cross will play Central Connecticut and Morgan State at Fitton Field, and hit the road to face Albany, Brown, Dartmouth and Harvard.

“We open the season with two new opponents in Albany and Morgan State, and they both have new coaching staffs which presents us with an extra challenge,” said Gilmore. “And even though we played Central Connecticut last year, they have also have a new coaching staff. We will have to be ready for everything against those teams, without being sure about what they are going to do schematically.”

“Then we will face three tough games against Ivy League opponents. Harvard and Brown have traditionally been at the top of the Ivy League standings for the last 15 years, while Dartmouth has been improving and was only a few plays away from winning the championship last year. Those are going to be difficult games, especially with all three of them coming on the road.”

During the conference portion of the schedule, the Crusaders will face Bucknell, Fordham and Lehigh at home, while traveling to Colgate, Georgetown and Lafayette.

“In the Patriot League, there are very few years where you are going to face any weak opponents,” said Gilmore. “I do not remember many games we have played in the league in the last five years that have been easy. There is a lot of parity in the league, and I expect all the games to be closely contested.”

PRONUNCIATION GUIDE

Kenny Acquah	OCK-wuh	Jack Kutschke	CUTCH-key	Pat Restrepo	rest-REP-oh
Matt Bhaya	BUY-uh	Ryan Laughlin	LOCK-lin	Ryan Schnieber	SHNEE-ber
Ben Coffaro	cuh-FAR-oh	Nick McBeath	mick-BETH	Michael Shewchuk	SHOE-chuck
Ted Deily	DY-lee	Lucas Nikolaisen	nick-oh-LAY-son	Jayke Simsheuser	SIMS-how-zer
Matt Fava	FAH-vuh	Kobe Osei-Boaten	AH-see BOT-en	Jake Wieczorek	why-ZOR-ick
Rob Kosharekkuh-SHAR-eck	Pete Pujals	POO-yahls	John Zakrzewski	zuh-CHEV-ski
Jordan Kupec	KOO-peck	Diego Quintanar	QUINN-tuh-nar	Tyler Zeoli	zee-OH-lee

TWO-DEEP COMPARISON

2013 FINAL DEPTH CHART

(players returning in 2014 listed in bold italics)

Pos.	No.	Name	Ht.	Wt.	Yr.
OFFENSE					
LT	64	Kyle Pedretty	6-4	275	Sr.
	70	<i>Emanuel Mendoza</i>	6-5	318	Jr.
LG	66	Casey Bessemer	6-5	276	Sr.
	65	Jake Keller	6-3	277	Sr.
C	73	<i>Jay Knighton</i>	6-2	275	Jr.
	72	<i>Sam Ranieri</i>	6-3	276	So.
RG	63	<i>Ryan Schnieber</i>	6-4	303	Jr.
	79	Billy Lang	6-6	329	Sr.
RT	67	<i>Blake Berresford</i>	6-5	294	Jr.
	62	<i>Pat Restrepo</i>	6-4	276	Jr.
QB	6	<i>Peter Pujals</i>	6-2	185	Fr.
	4	<i>Ryan Laughlin</i>	6-2	198	Jr.
TB	31	<i>Gabe Guild</i>	5-11	190	Fr.
	20	Reggie Woods	5-10	217	Sr.
WR	84	<i>Tyler Artim</i>	5-11	177	Jr.
	82	<i>Jereme Murray</i>	6-1	170	Jr.
WR	7	<i>Kalif Raymond</i>	5-9	163	So.
	83	Jon Smith	6-3	195	Sr.
WR	3	<i>Mike Fess</i>	6-0	187	Sr.
	14	<i>Jake Wieczorek</i>	6-0	190	Fr.
WR	88	Nate Stanley	6-2	218	Sr.
	10	Kyle Toulouse	6-0	189	Sr.
DEFENSE					
DE	57	Daryl Howell	6-1	250	Sr.
	92	<i>Kobe Osei-Boaten</i>	6-1	236	So.
DT	74	<i>Mike Galantini</i>	6-3	269	So.
	51	Matthew Boyd	6-3	260	Sr.
DE	53	Gary Acquah	6-2	262	Sr.
	71	<i>Jacob Gonzales</i>	6-0	272	So.
OLB	43	Mike Tucker	6-2	243	Sr.
	94	<i>Dewayne Cameron</i>	6-4	233	So.
ILB	32	Roman SanDoval	5-10	216	Sr.
	46	<i>John Zakrzewski</i>	6-1	204	So.
ILB	35	<i>Tyler Zeoli</i>	6-1	212	Jr.
	41	<i>John Turner</i>	5-11	212	So.
OLB	27	George Sessoms	5-11	223	Sr.
	38	<i>Kyle Young</i>	6-0	200	Fr.
CB	36	<i>Ben Coffaro</i>	5-9	183	Jr.
	23	Andrew Zitnik	5-11	181	Sr.
SS	15	<i>Matt Bhaya</i>	6-0	187	So.
	24	Philip Gough	5-11	187	Sr.
FS	21	<i>Sam Jones</i>	6-0	186	Jr.
	26	<i>Logan Silver</i>	6-0	199	Jr.
CB	9	Irvin Scott	6-1	185	Sr.
	8	<i>Steven Martinez</i>	5-11	185	So.
SPECIAL TEAMS					
PK	37	John Macomber	5-11	206	Sr.
	47	<i>Connor Fitzgerald</i>	6-2	197	So.
P	37	John Macomber	5-11	206	Sr.
	47	<i>Connor Fitzgerald</i>	6-2	197	So.
KO	37	John Macomber	5-11	206	Sr.
	47	<i>Connor Fitzgerald</i>	6-2	197	So.
KR	7	<i>Kalif Raymond</i>	5-9	163	So.
	14	<i>Jake Wieczorek</i>	6-0	190	Fr.
PR	7	<i>Kalif Raymond</i>	5-9	163	So.
	14	<i>Jake Wieczorek</i>	6-0	190	Fr.
LSNP	50	<i>Matt Fava</i>	5-9	234	Jr.
	71	<i>Jacob Gonzales</i>	6-0	272	So.
HLD	4	<i>Ryan Laughlin</i>	6-2	198	Jr.
	26	<i>Logan Silver</i>	6-0	199	Jr.

2014 PRESEASON DEPTH CHART

(returning starters listed in bold italics)

Pos.	No.	Name	Ht.	Wt.	Yr.
OFFENSE					
LT	70	Emanuel Mendoza	6-5	310	Sr.
	61	Rob Kosharek	6-6	295	So.
LG	66	Nick Piker	6-5	297	So.
	76	Cain Lamper	6-4	291	Sr.
C	73	<i>Jay Knighton</i>	6-2	290	Sr.
	62	Pat Restrepo	6-4	290	Sr.
RG	63	<i>Ryan Schnieber</i>	6-4	305	Sr.
	75	George Griffin	6-4	320	So.
RT	67	<i>Blake Berresford</i>	6-5	298	Sr.
	65	James Murray	6-5	290	So.
QB	6	<i>Peter Pujals</i>	6-2	196	So.
	4	Ryan Laughlin	6-2	193	Sr.
TB	31	<i>Gabe Guild</i>	5-11	189	So.
	33	Brendan Flaherty	6-2	200	So.
FB/TE	48	Michael O'Dwyer	6-0	241	Sr.
	87	Lucas Nikolaisen	6-5	250	So.
WR	84	<i>Tyler Artim</i> **or**	5-11	182	Sr.
	7	<i>Kalif Raymond</i>	5-9	160	Jr.
WR	82	Jereme Murray	6-1	183	Sr.
	86	Shane Taylor	5-11	177	Sr.
WR	10	Jake Wieczorek	6-0	193	So.
	80	Zach Buzzard	5-11	187	Jr.
DEFENSE					
DE	54	Dean Doe	6-3	235	So.
	94	Dewayne Cameron	6-4	238	Jr.
DT	74	<i>Mike Galantini</i>	6-3	282	Jr.
	71	Jacob Gonzales	6-0	277	Jr.
DE	68	Richard Barber	6-2	252	Jr.
	92	Kobe Osei-Boaten	6-1	245	Jr.
OLB	59	Chase Ullman	6-2	234	Sr.
	49	Ryan Smith	6-4	220	Jr.
ILB	46	John Zakrzewski	6-1	220	Jr.
	95	Ryan Neumann	5-11	214	Sr.
ILB	35	<i>Tyler Zeoli</i>	6-1	214	Sr.
	41	John Turner	5-11	214	Jr.
OLB	38	Kyle Young	6-0	214	So.
	39	J.T. Frank	6-3	199	Jr.
CB	36	<i>Ben Coffaro</i>	5-9	190	Sr.
	1	Coan Calabrese	5-8	171	Jr.
SS	15	<i>Matt Bhaya</i>	6-0	190	Jr.
	26	Logan Silver	6-0	209	Sr.
FS	21	<i>Sam Jones</i>	6-0	189	Sr.
	40	Luke Ford	6-2	211	So.
CB	8	Steven Martinez	5-11	192	Jr.
	22	Dabness Atkins	5-7	166	Jr.
SPECIAL TEAMS					
PK	47	Connor Fitzgerald	6-2	198	Jr.
	37	Zane Wasp	6-0	172	So.
P	47	Connor Fitzgerald	6-2	198	Jr.
	37	Zane Wasp	6-0	172	So.
KO	47	Connor Fitzgerald	6-2	198	Jr.
	37	Zane Wasp	6-0	172	So.
KR	7	<i>Kalif Raymond</i>	5-9	160	Jr.
	10	Jake Wieczorek	6-0	193	So.
PR	7	<i>Kalif Raymond</i>	5-9	160	Jr.
	10	Jake Wieczorek	6-0	193	So.
LSNP	50	<i>Matt Fava</i>	5-9	229	Sr.
	71	Jacob Gonzales	6-0	277	Jr.
HLD	4	<i>Ryan Laughlin</i>	6-2	193	Sr.
	26	Logan Silver	6-0	209	Sr.

2014 NUMERICAL ROSTER

No.	Name	Yr.	Pos.	Ht.	Wt.	Hometown / High School
1	Coan Calabrese	Jr.	DB	5-8	171	Rockwall, Texas / Rockwall
2	Ronald Millhouse	So.	DB	5-9	164	Columbia, S.C. / Irmo
3	Diqvan Walker	Fr.	RB	5-10	180	Clearwater, Fla. / Clearwater Central Catholic
4	Ryan Laughlin	Sr.	QB	6-2	193	Glen Mills, Pa. / Cardinal O'Hara
5	Blaise Bell	Fr.	QB	6-3	190	Aurora, Ill. / Metea Valley
6	Peter Pujals	So.	QB	6-2	196	Glenview, Ill. / Loyola Academy
7	Kalif Raymond	Jr.	WR	5-9	160	Lawrenceville, Ga. / Greater Atlanta Christian
8	Steven Martinez	Jr.	DB	5-11	192	Dallas, Texas / Victoria East
9	Don Webber	Jr.	WR	5-11	195	Duxbury, Mass. / Duxbury
10	Jake Wieczorek	So.	WR	6-0	193	Cumming, Ga. / West Forsyth
11	Steven Elder	Sr.	QB	6-4	213	San Antonio, Texas / Alamo Heights
12	Ahmad Tyler	Fr.	WR	6-3	180	Kansas City, Kan. / Rockhurst (Mo.)
14	Andre Harton	Fr.	WR	5-10	165	Alpharetta, Ga. / Alpharetta
15	Matt Bhaya	Jr.	DB	6-0	190	Haddonfield, N.J. / Haddonfield Memorial
16	Parris Johnson	Sr.	DB	6-3	205	Irving, Texas / MacArthur
17	Michael Shewchuk	Sr.	WR	6-3	215	Chicago, Ill. / Taft
18	James McHale	Fr.	QB	6-3	205	Buchanan, N.Y. / Fordham Prep
19	Michael Reardon	Sr.	QB	6-2	207	Little Silver, N.J. / Red Bank Regional
20	Alim Muhammad	Fr.	DB	5-10	160	St. Louis, Mo. / Mary Institute & St. Louis Country Day
21	Sam Jones	Sr.	DB	6-0	189	Canal Winchester, Ohio / Canal Winchester
22	Dabness Atkins	Jr.	DB	5-7	166	Long Beach, Calif. / Polytechnic
23	Mike McCaffrey	Fr.	DB	5-9	185	Winchester, Mass. / Buckingham Browne & Nichols
24	Brett Laurie	Fr.	DB	5-11	185	Glenview, Ill. / Glenbrook South
26	Logan Silver	Sr.	DB	6-0	209	Eugene, Ore. / Marist Catholic
27	Chase Stratton	Fr.	DB	5-11	185	Alpharetta, Ga. / Alpharetta
28	Julian Kaminoff	Jr.	DB	6-0	193	New Hope, Pa. / New Hope-Solebury
29	Diego Quintanar	Sr.	LB	5-10	205	Windermere, Fla. / West Orange
30	Kyle Robbins	Sr.	LB	6-0	207	Kinnelon, N.J. / Kinnelon
31	Gabe Guild	So.	RB	5-11	189	Overland Park, Kan. / Shawnee Mission South
32	Tim Smith	Fr.	RB	6-2	225	Dartmouth, Mass. / Dartmouth
33	Brendan Flaherty	So.	RB	6-2	200	Beverly, Mass. / Beverly
34	Alex Waked	Jr.	RB	5-11	201	Huntington Beach, Calif. / Marina
35	Tyler Zeoli	Sr.	LB	6-1	214	King of Prussia, Pa. / Upper Merion Area
36	Ben Coffaro	Sr.	DB	5-9	190	Cincinnati, Ohio / Elder
37	Zane Wasp	So.	PK	6-0	172	Port Washington, N.Y. / Chaminade
38	Kyle Young	So.	LB	6-0	214	Roxbury, N.J. / Roxbury
39	J.T. Frank	Jr.	LB	6-3	199	Roseville, Calif. / Jesuit
40	Luke Ford	So.	DB	6-2	211	Wilmette, Ill. / Loyola Academy
41	John Turner	Jr.	LB	5-11	214	Ridgefield, Conn. / Ridgefield
42	Dan Proano	Fr.	LB	6-2	220	Chicago, Ill. / Notre Dame College Prep
43	Nick McBeath	Fr.	LB	6-1	210	Miami, Fla. / Christopher Columbus
44	Andrew Mizzoni	Sr.	LB	6-4	224	Gloucester, Mass. / Gloucester
45	Lawton Ward	Fr.	LB	5-11	190	Marietta, Ga. / Marietta
46	John Zakrzewski	Jr.	LB	6-1	220	Traverse City, Mich. / St. Francis
47	Connor Fitzgerald	Jr.	PK/P	6-2	198	Bloomington, Ind. / Bloomington North
48	Michael O'Dwyer	Sr.	RB	6-0	241	Denver, Colo. / Regis Jesuit
49	Ryan Smith	Jr.	LB	6-4	220	Union, Ky. / Ryle

2014 NUMERICAL ROSTER

No.	Name	Yr.	Pos.	Ht.	Wt.	Hometown / High School
50	Matt Fava	Sr.	LS	5-9	229	Wayne, N.J. / Don Bosco Prep
51	Bradni Black	Fr.	DL	6-4	250	Ridgewood, N.J. / Bergen Catholic
52	Patrick Stewart	Fr.	DL	6-0	250	Potomac, Md. / Georgetown Prep
54	Dean Doe	So.	DL	6-3	235	Burke, Va. / Lake Braddock
55	Aaron Lewis	Sr.	OL	6-2	224	Richmond, Va. / Hermitage
56	Phil Zobrest	Fr.	LB	6-5	235	Alden, N.Y. / Alden
57	Clint Jackman	Jr.	OL	6-4	256	Dublin, Calif. / Dublin
58	Shane Thompson	Sr.	LB	6-1	227	Long Valley, N.J. / West Morris Central
59	Chase Ullman	Sr.	LB	6-2	234	Fort Lauderdale, Fla. / Pine Crest
61	Rob Kosharek	So.	OL	6-6	295	Duxbury, Mass. / Duxbury
62	Pat Restrepo	Sr.	OL	6-4	290	Chester Springs, Pa. / Downingtown East
63	Ryan Schnieber	Sr.	OL	6-4	305	Cincinnati, Ohio / St. Xavier
64	Jordan Kupec	Fr.	DL	6-4	265	Yardville, N.J. / Steinert
65	James Murray	So.	OL	6-5	290	Wilmette, Ill. / Loyola Academy
66	Nick Piker	So.	OL	6-5	297	Westmont, Ill. / Hinsdale Central
67	Blake Berresford	Sr.	OL	6-5	298	Montoursville, Pa. / Montoursville Area
68	Richard Barber	Jr.	DL	6-2	252	Wadsworth, Ill. / Lake Forest Academy
70	Emanuel Mendoza	Sr.	OL	6-6	310	Bronx, N.Y. / Cardinal Hayes
71	Jacob Gonzales	Jr.	DL	6-0	277	Austin, Texas / L.C. Anderson
72	Sam Ranieri	Jr.	OL	6-3	295	Orlando, Fla. / Dr. Phillips
73	Jay Knighton	Sr.	OL	6-2	290	Pottstown, Pa. / Hill
74	Mike Galantini	Jr.	DL	6-3	282	Jessup, Pa. / Valley View
75	George Griffin	So.	OL	6-4	320	Warrington, Pa. / Archbishop Wood
76	Cain Lamper	Sr.	OL	6-4	291	Muncy, Pa. / Muncy
77	Daniel Bernard	Fr.	DL	6-3	315	Coral Springs, Fla. / North Broward Prep
78	Hunter Hudgins	So.	OL	6-5	292	Renton, Wash. / Eastside Catholic
79	Charlie Steele	Fr.	OL	6-8	303	Melrose, Mass. / Melrose
80	Zach Buzzard	Jr.	WR	5-11	187	Scottsdale, Ariz. / Chaparral
81	Alex Bledsoe	Fr.	WR	6-2	175	Alexandria, Va. / T.C. Williams
82	Jereme Murray	Sr.	WR	6-1	183	State College, Pa. / State College Area
83	Darius Lacy	Fr.	WR	5-11	170	St. Petersburg, Fla. / Northeast
84	Tyler Artim	Sr.	WR	5-11	182	Whitehall, Pa. / Whitehall
85	Andrew Rhodes	Jr.	PK	5-11	192	St. Louis, Mo. / St. Louis Priory
86	Shane Taylor	Sr.	WR	5-11	177	St. Paul, Minn. / Concordia Academy
87	Lucas Nikolaisen	So.	TE	6-5	250	St. Louis, Mo. / De Smet Jesuit
88	Jayke Simsheuser	Fr.	TE	6-4	250	Lee's Summit, Mo. / Rockhurst
89	Matt Millett	Fr.	WR	6-2	195	Marblehead, Mass. / Marblehead
90	Jack Kutschke	Fr.	DL	6-5	250	Lake Forest, Ill. / Lake Forest
92	Kobe Osei-Boaten	Jr.	DL	6-1	245	Lewisville, Texas / Lewisville
94	Dewayne Cameron	Jr.	DL	6-4	238	Tamarac, Fla. / Pine Crest
95	Ryan Neumann	Sr.	LB	5-11	214	Saddle River, N.J. / St. Joseph Regional
96	Kenny Acquah	Jr.	LB	6-0	216	Bronx, N.Y. / Mount St. Michael Academy
97	Mark McGuire	So.	TE	6-3	213	Woburn, Mass. / Boston College
98	Will McGrail	Fr.	P	6-5	215	Ho-Ho-Kus, N.J. / Don Bosco Prep
99	Ted Deily	Sr.	TE	6-3	215	Harrisburg, Pa. / Bishop McDevitt
	Charlie Murphy	Sr.	LB	6-1	230	Old Mill Creek, Ill. / Lake Forest

Head Coach: Tom Gilmore; **Defensive Coordinator / Secondary:** Mike Kashurba; **Offensive Coordinator / Quarterbacks:** Andy McKenzie; **Running Backs / Special Teams:** Cazzie Kosciolk; **Linebackers:** Roderick Plummer; **Defensive Line:** Tom Radulski; **Offensive Line:** Bill Samko; **Wide Receivers:** Matt Fanning; **Outside Linebackers:** Alex Bresner; **Tight Ends:** Steve Cully; **Assistant Secondary:** TBA.

2014 ALPHABETICAL ROSTER

No.	Name	Yr.	Pos.	Ht.	Wt.	Hometown / High School
96	Kenny Acquah	Jr.	LB	6-0	216	Bronx, N.Y. / Mount St. Michael Academy
84	Tyler Artim	Sr.	WR	5-11	182	Whitehall, Pa. / Whitehall
22	Dabness Atkins	Jr.	DB	5-7	166	Long Beach, Calif. / Polytechnic
68	Richard Barber	Jr.	DL	6-2	252	Wadsworth, Ill. / Lake Forest Academy
5	Blaise Bell	Fr.	QB	6-3	190	Aurora, Ill. / Metea Valley
77	Daniel Bernard	Fr.	DL	6-3	315	Coral Springs, Fla. / North Broward Prep
67	Blake Berresford	Sr.	OL	6-5	298	Montoursville, Pa. / Montoursville Area
15	Matt Bhaya	Jr.	DB	6-0	190	Haddonfield, N.J. / Haddonfield Memorial
51	Bradni Black	Fr.	DL	6-4	250	Ridgewood, N.J. / Bergen Catholic
81	Alex Bledsoe	Fr.	WR	6-2	175	Alexandria, Va. / T.C. Williams
80	Zach Buzzard	Jr.	WR	5-11	187	Scottsdale, Ariz. / Chaparral
1	Coan Calabrese	Jr.	DB	5-8	171	Rockwall, Texas / Rockwall
94	Dewayne Cameron	Jr.	DL	6-4	238	Tamarac, Fla. / Pine Crest
36	Ben Coffaro	Sr.	DB	5-9	190	Cincinnati, Ohio / Elder
99	Ted Deily	Sr.	TE	6-3	215	Harrisburg, Pa. / Bishop McDevitt
54	Dean Doe	So.	DL	6-3	235	Burke, Va. / Lake Braddock
11	Steven Elder	Sr.	QB	6-4	213	San Antonio, Texas / Alamo Heights
50	Matt Fava	Sr.	LS	5-9	229	Wayne, N.J. / Don Bosco Prep
47	Connor Fitzgerald	Jr.	PK/P	6-2	198	Bloomington, Ind. / Bloomington North
33	Brendan Flaherty	So.	RB	6-2	200	Beverly, Mass. / Beverly
40	Luke Ford	So.	DB	6-2	211	Wilmette, Ill. / Loyola Academy
39	J.T. Frank	Jr.	LB	6-3	199	Roseville, Calif. / Jesuit
74	Mike Galantini	Jr.	DL	6-3	282	Jessup, Pa. / Valley View
71	Jacob Gonzales	Jr.	DL	6-0	277	Austin, Texas / L.C. Anderson
75	George Griffin	So.	OL	6-4	320	Warrington, Pa. / Archbishop Wood
31	Gabe Guild	So.	RB	5-11	189	Overland Park, Kan. / Shawnee Mission South
14	Andre Harton	Fr.	WR	5-10	165	Alpharetta, Ga. / Alpharetta
78	Hunter Hudgins	So.	OL	6-5	292	Renton, Wash. / Eastside Catholic
57	Clint Jackman	Jr.	OL	6-4	256	Dublin, Calif. / Dublin
16	Parris Johnson	Sr.	DB	6-3	205	Irving, Texas / MacArthur
21	Sam Jones	Sr.	DB	6-0	189	Canal Winchester, Ohio / Canal Winchester
28	Julian Kaminoff	Jr.	DB	6-0	193	New Hope, Pa. / New Hope-Solebury
73	Jay Knighton	Sr.	OL	6-2	290	Pottstown, Pa. / Hill
61	Rob Kosharek	So.	OL	6-6	295	Duxbury, Mass. / Duxbury
64	Jordan Kupec	Fr.	DL	6-4	265	Yardville, N.J. / Steinert
90	Jack Kutschke	Fr.	DL	6-5	250	Lake Forest, Ill. / Lake Forest
83	Darrius Lacy	Fr.	WR	5-11	170	St. Petersburg, Fla. / Northeast
76	Cain Lamper	Sr.	OL	6-4	291	Muncy, Pa. / Muncy
4	Ryan Laughlin	Sr.	QB	6-2	193	Glen Mills, Pa. / Cardinal O'Hara
24	Brett Laurie	Fr.	DB	5-11	185	Glenview, Ill. / Glenbrook South
55	Aaron Lewis	Sr.	OL	6-2	224	Richmond, Va. / Hermitage
8	Steven Martinez	Jr.	DB	5-11	192	Dallas, Texas / Victoria East
43	Nick McBeath	Fr.	LB	6-1	210	Miami, Fla. / Christopher Columbus
23	Mike McCaffrey	Fr.	DB	5-9	185	Winchester, Mass. / Buckingham Browne & Nichols
98	Will McGrail	Fr.	P	6-5	215	Ho-Ho-Kus, N.J. / Don Bosco Prep
97	Mark McGuire	So.	TE	6-3	213	Woburn, Mass. / Boston College
18	James McHale	Fr.	QB	6-3	205	Buchanan, N.Y. / Fordham Prep
70	Emanuel Mendoza	Sr.	OL	6-6	310	Bronx, N.Y. / Cardinal Hayes

2014 ALPHABETICAL ROSTER

No.	Name	Yr.	Pos.	Ht.	Wt.	Hometown / High School
89	Matt Millett	Fr.	WR	6-2	195	Marblehead, Mass. / Marblehead
2	Ronald Millhouse	So.	DB	5-9	164	Columbia, S.C. / Irmo
44	Andrew Mizzoni	Sr.	LB	6-4	224	Gloucester, Mass. / Gloucester
20	Alim Muhammad	Fr.	DB	5-10	160	St. Louis, Mo. / Mary Institute & St. Louis Country Day
	Charlie Murphy	Sr.	LB	6-1	230	Old Mill Creek, Ill. / Lake Forest
65	James Murray	So.	OL	6-5	290	Wilmette, Ill. / Loyola Academy
82	Jereme Murray	Sr.	WR	6-1	183	State College, Pa. / State College Area
95	Ryan Neumann	Sr.	LB	5-11	214	Saddle River, N.J. / St. Joseph Regional
87	Lucas Nikolaisen	So.	TE	6-5	250	St. Louis, Mo. / De Smet Jesuit
48	Michael O'Dwyer	Sr.	RB	6-0	241	Denver, Colo. / Regis Jesuit
92	Kobe Osei-Boaten	Jr.	DL	6-1	245	Lewisville, Texas / Lewisville
66	Nick Piker	So.	OL	6-5	297	Westmont, Ill. / Hinsdale Central
42	Dan Proano	Fr.	LB	6-2	220	Chicago, Ill. / Notre Dame College Prep
6	Peter Pujals	So.	QB	6-2	196	Glenview, Ill. / Loyola Academy
29	Diego Quintanar	Sr.	LB	5-10	205	Windermere, Fla. / West Orange
72	Sam Ranieri	Jr.	OL	6-3	295	Orlando, Fla. / Dr. Phillips
7	Kalif Raymond	Jr.	WR	5-9	160	Lawrenceville, Ga. / Greater Atlanta Christian
19	Michael Reardon	Sr.	QB	6-2	207	Little Silver, N.J. / Red Bank Regional
62	Pat Restrepo	Sr.	OL	6-4	290	Chester Springs, Pa. / Downingtown East
85	Andrew Rhodes	Jr.	PK	5-11	192	St. Louis, Mo. / St. Louis Priory
30	Kyle Robbins	Sr.	LB	6-0	207	Kinnelon, N.J. / Kinnelon
63	Ryan Schnieber	Sr.	OL	6-4	305	Cincinnati, Ohio / St. Xavier
17	Michael Shewchuk	Sr.	WR	6-3	215	Chicago, Ill. / Taft
26	Logan Silver	Sr.	DB	6-0	209	Eugene, Ore. / Marist Catholic
88	Jayke Simsheuser	Fr.	TE	6-4	250	Lee's Summit, Mo. / Rockhurst
49	Ryan Smith	Jr.	LB	6-4	220	Union, Ky. / Ryle
32	Tim Smith	Fr.	RB	6-2	225	Dartmouth, Mass. / Dartmouth
79	Charlie Steele	Fr.	OL	6-8	303	Melrose, Mass. / Melrose
52	Patrick Stewart	Fr.	DL	6-0	250	Potomac, Md. / Georgetown Prep
27	Chase Stratton	Fr.	DB	5-11	185	Alpharetta, Ga. / Alpharetta
86	Shane Taylor	Sr.	WR	5-11	177	St. Paul, Minn. / Concordia Academy
58	Shane Thompson	Sr.	LB	6-1	227	Long Valley, N.J. / West Morris Central
41	John Turner	Jr.	LB	5-11	214	Ridgefield, Conn. / Ridgefield
12	Ahmad Tyler	Fr.	WR	6-3	180	Kansas City, Kan. / Rockhurst (Mo.)
59	Chase Ullman	Sr.	LB	6-2	234	Fort Lauderdale, Fla. / Pine Crest
34	Alex Waked	Jr.	RB	5-11	201	Huntington Beach, Calif. / Marina
3	Diqvan Walker	Fr.	RB	5-10	180	Clearwater, Fla. / Clearwater Central Catholic
45	Lawton Ward	Fr.	LB	5-11	190	Marietta, Ga. / Marietta
37	Zane Wasp	So.	PK	6-0	172	Port Washington, N.Y. / Chaminade
9	Don Webber	Jr.	WR	5-11	195	Duxbury, Mass. / Duxbury
10	Jake Wieczorek	So.	WR	6-0	193	Cumming, Ga. / West Forsyth
38	Kyle Young	So.	LB	6-0	214	Roxbury, N.J. / Roxbury
46	John Zakrzewski	Jr.	LB	6-1	220	Traverse City, Mich. / St. Francis
35	Tyler Zeoli	Sr.	LB	6-1	214	King of Prussia, Pa. / Upper Merion Area
56	Phil Zobrest	Fr.	LB	6-5	235	Alden, N.Y. / Alden

Head Coach: Tom Gilmore; **Defensive Coordinator / Secondary:** Mike Kashurba; **Offensive Coordinator / Quarterbacks:** Andy McKenzie; **Running Backs / Special Teams:** Cazzie Kosciolk; **Linebackers:** Roderick Plummer; **Defensive Line:** Tom Radulski; **Offensive Line:** Bill Samko; **Wide Receivers:** Matt Fanning; **Outside Linebackers:** Alex Bresner; **Tight Ends:** Steve Cully; **Assistant Secondary:** TBA.

COACHING STAFF



TOM GILMORE HEAD COACH

Tom Gilmore is in his 11th season as the head football coach at the College of the Holy Cross in 2014. The Crusaders stand 47-43 overall (29-19 in the Patriot League) during the last eight seasons under Gilmore's leadership, and are one of the most successful programs in the conference during that time frame. He has also coached three-time Patriot League Offensive Player of the Year and three-time Walter Payton Award finalist Dominic Randolph, and owns a career record

of 56-56 during his time at Holy Cross.

The Crusaders finished with an overall mark of 3-9 during the 2013 season, after going 2-9 in 2012. Eleven of Holy Cross' 18 losses during the last two years have come by seven points or less, while the 2012 regular season schedule was ranked as the hardest in the nation according to the NCAA. The Crusaders earned eight spots on the All-Patriot League teams in 2012, while three players were honored in 2013.

During the 2011 season, Gilmore's squad posted an overall record of 6-5 and a 4-2 mark in the Patriot League. The Crusaders led the conference in passing defense (195.2 yards/game), while standing second in total offense (400.9 yards/game), passing offense (268.0 yards/game), pass efficiency (129.4 rating), pass efficiency defense (115.7 rating) and net punting (35.7 yards/punt). Holy Cross placed 12 players on the All-Patriot League team, with five of them earning first team honors.

In 2010, Gilmore led the Crusaders to an overall record of 6-5, including a 4-2 mark against Patriot League foes. As a team, Holy Cross led the league in kickoff returns (24.1 yards/return) and punt returns (15.9 yards/return), while standing third in scoring offense (22.6), passing offense (224.0 yards/game) and net punting (34.3 yards/punt). Eleven different Crusaders earned All-Patriot League honors at the conclusion of the season, including six first team selections.

During the 2009 campaign, Gilmore led Holy Cross to its first Patriot League championship since 1991, with an overall mark of 9-3 and a 5-1 record in conference play. The Crusaders also advanced to the NCAA Playoffs for only the second time in school history, suffering a narrow 38-28 road loss to eventual national champion Villanova in the first round. Gilmore's 2009 team led the Patriot League in scoring offense

GILMORE'S COACHING FILE

<i>Years</i>	<i>School</i>	<i>Position</i>
1986	Pennsylvania	Assistant Defensive Line Coach
1987-1989	Columbia	Defensive Line Coach
1990-1991	Pennsylvania	Offensive Line Coach
1992-1995	Dartmouth	Offensive Line Coach
1996	Dartmouth	Linebackers Coach
1997-1999	Dartmouth	Defensive Coordinator
2000-2003	Lehigh	Defensive Coordinator
2004-2014	Holy Cross	Head Coach

(32.2 points/game), net punting (35.0 yards/punt) and punt returns (9.5 yards/return), while ranking fourth in the nation in passing offense (314.9 yards/game) and sixth in total offense (433.6 yards/game).

At the conclusion of the 2009 campaign, two of Gilmore's players were named All-Americans, while the Crusaders totaled 15 All-Patriot League selections and four spots on the All-New England team. In addition, he was named the Patriot League Coach of the Year and the New England Coach of the Year, and was a finalist for the Eddie Robinson Award and the Liberty Mutual Coach of the Year award.

In 2008, Gilmore's Crusaders posted an overall record of 7-4 and finished second in the Patriot League with a 5-1 conference record. Holy Cross led the league in scoring offense (34.4 points/game), passing offense (348.9 yards/game) and total offense (455.4 yards/game), while ranking first in the nation in first downs (25.9 first downs/game). In 2008, Gilmore had 11 players named All-Patriot League and four players selected All-New England.

During the 2007 campaign, Gilmore led Holy Cross to an overall mark of 7-4, while placing second in the Patriot League at 4-2. The Crusaders led the conference in total offense (463.4 yards/game), scoring offense (35.9 points/game), passing offense (335.2 yards/game), turnover margin (+1.0 turnovers/game) and pass efficiency (140.0 rating), while standing second in pass defense (183.8 yards/game) and pass efficiency defense (117.0 rating). Seven of Gilmore's players earned All-Conference honors in 2007, with wide receiver Ryan Maher being selected a first team All-American.

In 2006, Gilmore was named the Patriot League Coach of the Year, after his squad posted an overall record of 7-4, while finishing just a game out of first place in the conference at 4-2. The Crusaders nearly tied for the league title, as they suffered a one-point loss at Colgate in the season finale. Holy Cross also led the Patriot League in several statistical categories: total offense (384.4 yards per game), passing offense (271.5 yards per game), pass efficiency defense (108.4 rating), first downs (239) and third down conversions (46.3 percent). In addition, seven of Gilmore's players earned All-League honors.

During the 2005 campaign, Gilmore led the Crusaders to an overall record of 6-5 and a fourth place finish in the Patriot League with a 3-3 mark in conference games. In addition, Gilmore's team posted a 13-10 road victory over 10th-ranked Lehigh, good for the school's first win against a ranked opponent since the 2000 season. Following the conclusion of the 2005 campaign, seven Crusaders earned All-Patriot League honors, with tailback / kick returner Steve Silva being named a consensus first team All-American, and earning National Special Teams Player of the Year honors from Don Hansen's National Weekly Football Gazette. Gilmore's 2005 team also led the Patriot League in turnover margin (+1.0 turnovers per game), kickoff returns (23.4 yards per return), punt returns

GILMORE'S COACHING RECORD

<i>Year</i>	<i>School</i>	<i>Overall Record</i>	<i>League Record</i>	<i>League Place</i>
2004	Holy Cross	3-8	1-5	6th
2005	Holy Cross	6-5	3-3	4th
2006	Holy Cross	7-4	4-2	3rd
2007	Holy Cross	7-4	4-2	2nd
2008	Holy Cross	7-4	5-1	2nd
2009	Holy Cross	9-3	5-1	1st
2010	Holy Cross	6-5	4-2	2nd
2011	Holy Cross	6-5	4-2	2nd
2012	Holy Cross	2-9	2-4	4th
2013	Holy Cross	3-9	1-5	6th
	Career Totals	56-56	33-27	

COACHING STAFF

GILMORE VS. ALL OPPONENTS

<i>Opponent</i>	<i>W</i>	<i>L</i>	<i>PF</i>	<i>PA</i>
<i>Brown</i>	<i>4</i>	<i>3</i>	<i>206</i>	<i>192</i>
<i>Bucknell</i>	<i>8</i>	<i>2</i>	<i>315</i>	<i>201</i>
Bryant	0	1	16	17
<i>Central Connecticut</i>	<i>1</i>	<i>0</i>	<i>52</i>	<i>21</i>
<i>Colgate</i>	<i>4</i>	<i>6</i>	<i>272</i>	<i>283</i>
<i>Dartmouth</i>	<i>8</i>	<i>2</i>	<i>280</i>	<i>177</i>
Delaware	0	1	23	35
Duquesne	0	1	7	31
<i>Fordham</i>	<i>5</i>	<i>5</i>	<i>322</i>	<i>275</i>
<i>Georgetown</i>	<i>7</i>	<i>3</i>	<i>276</i>	<i>132</i>
<i>Harvard</i>	<i>3</i>	<i>7</i>	<i>191</i>	<i>319</i>
Howard	1	0	38	7
<i>Lafayette</i>	<i>5</i>	<i>5</i>	<i>257</i>	<i>330</i>
<i>Lehigh</i>	<i>4</i>	<i>6</i>	<i>238</i>	<i>249</i>
Marist	2	0	71	13
Massachusetts	0	4	95	140
Monmouth	0	1	14	21
New Hampshire	0	2	49	77
Northeastern	1	1	56	45
Sacred Heart	2	0	108	42
San Diego	0	1	31	37
Towson	0	1	7	49
Villanova	0	1	28	38
Wagner	0	1	30	31
Yale	1	2	67	88
<i>Career Totals</i>	<i>56</i>	<i>56</i>	<i>3049</i>	<i>2850</i>
<i>Average Points</i>			<i>27.2</i>	<i>25.4</i>

Bold italics indicate 2014 opponents.

(16.0 yards per return) and red zone efficiency (scoring 90.5 percent of the time).

In 2004, Gilmore's first Holy Cross squad finished with an overall record of 3-8, rebounding from an 0-5 start to finish 3-3 in their final six games. The Crusaders tripled the team's win total from the year prior to his arrival, and finished among the Patriot League leaders in both kickoff returns (first, 23.7 yards per return) and passing offense (second, 207.3 yards per game).

Gilmore was introduced as the 27th head football coach in Holy Cross history on January 8, 2004, after serving as defensive coordinator at Lehigh University for the previous four seasons. During his time with the Mountain Hawks, he helped lead the team to an overall record of 39-9, two undefeated regular seasons, two Patriot League championships and two trips to the NCAA Division I-AA playoffs. Gilmore also helped Lehigh to first round playoff victories in both 2000 and 2001, with the Mountain Hawks winning the 2001 Lambert Cup.

In 2003, he shaped the Lehigh defense into one of the top defenses in all of Division I-AA football. The Mountain Hawks were ranked at the top of the Patriot League in several categories, including scoring defense (first, 16.8 points per game), sacks (first, 34 for a loss of 177 yards), rushing defense (second, 126.2 yards per game), total defense (second, 304.9 yards per game) and pass defense (third, 178.7 yards per game). Lehigh

also led the conference and ranked among the national leaders in first downs allowed (just 16 per game) and third down defense (23.8 percent conversions allowed).

In 2001, Gilmore was named the American Football Coaches Association Assistant Coach of the Year, after molding a young and inexperienced defense into a unit that allowed just 15.8 points and 86.6 rushing yards per game. The Mountain Hawks ranked fifth in the nation in rushing yards allowed and 12th in the nation in points allowed that season. Lehigh also ranked 19th in the nation in total defense (295.0) and fifth in turnover margin (+1.30). Three of his players were named to the 2001 All-Patriot League team, including Patriot League Defensive Player of the Year Abdul Byron.

In his first season at the helm of the Lehigh defense, Gilmore helped the Mountain Hawks rank sixth in the nation in scoring defense (14.5 points per game), and fifth in both rushing defense (98.0 yards per game) and turnover margin (+1.45 per game). In addition, the team ranked fourth in the nation in interceptions (22) and scored five defensive touchdowns.

Prior to his time at Lehigh, Gilmore coached at Dartmouth College for eight seasons. While at Dartmouth, he served as offensive line coach, linebackers coach and defensive coordinator. He helped the Big Green to two Ivy League titles, and in the 1996 season, Dartmouth finished the year ranked 17th in the nation after posting a perfect 10-0 mark. Gilmore also helped Dartmouth to a 22-game unbeaten streak from 1995-1997, which still ranks as the third-longest unbeaten streak in Division I-AA history. In addition, Gilmore coached a team of Ivy League All-Stars to a victory in the 1996 Epsom Ivy Bowl in Osaka, Japan.

As Dartmouth's defensive coordinator during the 1997 season, he led one of the best defensive units in the school's recent history. The Big Green ranked second in the nation in rushing defense, allowing just 77.3 yards per game and 2.3 yards per carry. Dartmouth also allowed just 16.5 points per game in 1997, while recording 40 quarterback sacks, 57 tackles for loss and 17 interceptions in 10 games. Gilmore's defense also scored four touchdowns that season, two of which were game-winning scores.

Gilmore began his coaching career as an assistant defensive line coach at the University of Pennsylvania in 1986. From 1987-1989 he served as the defensive line and outside linebackers coach at Columbia, before returning to Penn in 1990. He coached the Quakers offensive line for two seasons before heading north to Dartmouth.

An Academic All-American at the University of Pennsylvania, Gilmore graduated in 1986 with a bachelor's degree in computer mathematics. He helped lead the Quakers to four consecutive Ivy League titles, while earning All-America honors during his junior and senior years. As a senior in 1985, Gilmore received the Asa S. Bushnell Cup as the Ivy League Player of the Year, and he remains one of only two linemen to have ever claimed the award. He also earned the George A. Munger Award as the team's Most Valuable Player, and the Class of 1917 Award as Penn's top scholar athlete.

During his playing days, Gilmore set school career records for both quarterback sacks and tackles for loss, while being named National Player of the Week by *Sports Illustrated* following the final game of his career against Dartmouth. He was also named one of 11 National Scholar Athletes by the National Football Foundation and College Hall of Fame in 1985. After graduating from Penn, Gilmore signed with the British Columbia Lions of the Canadian Football League, where he played that summer at outside linebacker.

Born September 25, 1964, Gilmore and his wife, Joan, reside in Shrewsbury, Mass., with their two children, Sarah and John.

COACHING STAFF



ANDY MCKENZIE **OFFENSIVE COORDINATOR**

Andy McKenzie is in his seventh year on Tom Gilmore's coaching staff in 2014, and his fourth season as offensive coordinator. McKenzie has served as the quarterbacks coach throughout his time with the Crusaders, and continues to coach the quarterbacks along with his duties as offensive coordinator.

In 2011, McKenzie directed a Holy Cross offense which averaged 400.9 total yards per game, with five All-Patriot League selections. He was previously instrumental in

the development of 2008 and 2009 Patriot League Offensive Player of the Year Dominic Randolph, and helped the team to the 2009 Patriot League championship.

McKenzie came to the Crusaders after spending six seasons as the offensive coordinator and quarterbacks coach at Allegheny College. During his time at Allegheny, McKenzie helped lead the Gators to the 2003 North Coast Athletic Conference title and a trip to the NCAA Division III Playoffs, with a perfect 7-0 mark in league games. His 2003 offense set 17 school records, while in 2006 his offense posted 2,505 passing yards, the second-most in school history. McKenzie's offenses featured a number of standout players during his six seasons at Allegheny, including running back Mario Tarquinio (3,187 rushing yards from 2003-2006) and quarterback Jimmy Savage (5,181 passing yards from 2003-2006).

Prior to his time with the Gators, McKenzie spent two seasons as the quarterbacks coach and recruiting coordinator and Williams College, where he was also an assistant baseball coach. He was also an assistant coach at Northeastern University from 1997-2000, working with the wide receivers for three seasons and the secondary for one year. In addition, McKenzie served as Northeastern's recruiting coordinator during his last two years with the Huskies.

McKenzie earned his bachelor's degree in English from Allegheny College in 1996, and went on to earn a master's degree in Exercise Science and Health Promotion from California (Pa.) University in 2006. During his undergraduate days at Allegheny, he was a three-year letterwinner at wide receiver, earning first team All-North Coast Athletic Conference honors in 1993 and 1994.

McKenzie and his wife, Salwa, have one son (Braeden) and one daughter (Yasmine).



MIKE KASHURBA **DEFENSIVE COORDINATOR**

Mike Kashurba is in his first year on the Crusader coaching staff in 2014, serving as the defensive coordinator and secondary coach.

Kashurba joined the Crusaders after serving as the defensive passing game coordinator and safeties coach at Bucknell University from 2012-2013. During his time with the Bison, Kashurba helped to develop one of the top defenses in the Patriot League. During the 2013 season, Bucknell led the conference in both scoring defense (21.9 points per game)

and total defense (324.5 yards per game). The Bison also led the Patriot League in total defense (347.5 yards per game) during Kashurba's first year on the staff in 2012.

Prior to his time at Bucknell, Kashurba was an assistant coach at Allegheny College for nine seasons, serving as the defensive coordinator for his final six years. During his time at Allegheny, he coached 21 All-North Coast Athletic Conference selections, while the defense stood among the conference leaders in virtually every statistical category. He also spent one year as an assistant coach at Mansfield University in 2002.

During his days as an undergraduate, Kashurba was a two-sport star at Grove City College. He played both quarterback and defensive back for the football team, earning All-President's Athletic Conference honors in 1998 and 1999. Kashurba also played shortstop on the baseball team, serving as team captain for two seasons.

Kashurba is a 2002 graduate of Grove City with a bachelor's degree in business and communications and a minor in political science. He went on to receive a master's degree in exercise science and health promotion from California (Pa.) University in 2011.



CAZZIE KOSCIOLEK **RUNNING BACKS /** **SPECIAL TEAMS COORDINATOR**

Cazzie Kosciolk is in his eighth year on Tom Gilmore's coaching staff in 2014. Kosciolk will be in his seventh season as the special teams coordinator this year, and will also coach the running backs after leading the wide receivers for the previous six seasons.

During the 2010 campaign, Kosciolk's special teams unit ranked first in the Patriot League in kickoff returns (24.1 yards / return),

punt returns (15.9 yards / return) and kickoff coverage (42.2 net yards / kickoff). A number of his wide receivers have also enjoyed successful careers, including Holy Cross' all-time leading receiver Mike Fess, who was named All-Patriot League in both 2011 and 2013. Other wide outs to earn All-Conference honors under Kosciolk's direction include Gerald Mistretta (2011), Bill Edger (2010), Freddie Santana (2009 and 2010), Luke Chmielinski (2009) and Jon Brock (2008).

Kosciolk has also coached a number of talented return men on special teams, including a pair of All-New England selections in Brett McDermott (2008) and Kalif Raymond (2012). Kosciolk previously served as the Crusaders' running backs coach in 2007.

Kosciolk came to Holy Cross from Newberry (S.C.) College, where he served as the offensive coordinator and offensive line coach during the 2006 season. He helped lead the Indians to an 11-2 record in 2006, including the first NCAA playoff appearance and victory in school history. His offense averaged 392.3 yards and 30.7 points per game, and ranked second in the nation with a 158.1 pass efficiency rating.

Kosciolk also worked at Newberry during the 2005 season, as the offensive line coach. He previously served as the offensive coordinator and quarterbacks coach at Fort Scott (Kan.) Community College in 2004. From 2002-2003, Kosciolk was the offensive line coach at Hofstra University. He began his coaching career at the University of New Haven, where he served as the offensive line and wide receivers coach.

Kosciolk is a 1997 graduate of Boston University, where he was a two-year letterwinner at quarterback. He was a member of the 1993 Yankee Conference championship team, and played on squads which made two trips to the NCAA Division I-AA playoffs. He went on to play his fifth year at the University of New Haven in 1997, leading the Chargers to an overall record of 13-2 and a trip to the NCAA Division II championship game. Kosciolk was named a first team All-American following the 1997 season,

COACHING STAFF

and finished third in the voting for the Harlon Hill Trophy as the Division II Player of the Year. He was inducted into the New Haven Athletics Hall of Fame in 2008.

A native of Summit Hill, Pa., Kosciulek and his wife, Christy, have two sons (Owen and Max).



RODERICK PLUMMER **LINEBACKERS**

Roderick Plummer is in his first season on Tom Gilmore's coaching staff in 2014, serving as the linebackers coach. Plummer, who has 20 years of coaching experience at the collegiate level, joined the Crusaders after spending the previous two seasons at the University of Massachusetts.

During the 2012 and 2013 campaigns, Plummer was the running backs coach at UMass, in addition to serving as special teams coordinator in 2012. He played a key role for

the Minutemen in helping the program transition to the Mid-American Conference and the football bowl subdivision.

Prior to his time at UMass, Plummer was the running backs coach and special teams coordinator at Yale from 2009-2011. His other coaching stops include time at Cornell (2004-2006), Florida A&M (2008), Hampton (1997-1998), Idaho (2007), James Madison (1996), Kutztown (1994-1995 and 2002-2003), Michigan State (1999-2000) and Wayne State (2001). Plummer helped lead Hampton to back-to-back Mid-Eastern Athletic Conference championships in 1997 and 1998, and was on the staff of the Michigan State team which won the Citrus Bowl following the 1999 season. He also had National Football League coaching fellowships with Philadelphia, Jacksonville, San Francisco and Cleveland.

A number of Plummer's former players have either been drafted or signed free agent contracts in the National Football League, including T.J. Conley (Idaho), Michael Cox (UMass), LeRoy Vann (Florida A&M) and Bryan Walters (Cornell).

A native of Oakland, Calif., Plummer is a 1993 graduate of Washington State University, where he was a four-year letterwinner and starting linebacker for the Cougars. In 2002, he was inducted into the St. Mary's College High School Athletic Hall of Fame.



TOM RADULSKI **DEFENSIVE LINE**

Tom Radulski is in his fourth season as a member of the Holy Cross coaching staff in 2014, and his first year as the defensive line coach. Radulski spent the previous three years leading the linebackers, and in 2011 he coached a pair of All-Patriot League selections in C.J. Martin and Ricky Otis.

Radulski came to Holy Cross after spending 11 seasons as the defensive coordinator at Bowdoin College. During his time at Bowdoin, he coached both the linebackers and the secondary,

in addition to serving as the team's director of football operations. In addition, Radulski was an assistant softball coach during his first three years at Bowdoin, and an assistant men's lacrosse coach in his final eight seasons at the school.

Prior to his time at Bowdoin, Radulski served as the head coach at Sacred Heart from 1997-1999. He led the team during its transition from Division II to the Division I-AA level. Radulski was previously the head coach at UMass-Lowell from 1993-1996, where he took a part-time club football program to the Division II level.

From 1989-1992, Radulski was the defensive coordinator at Columbia. During the 1989 season, he worked alongside current Holy Cross head coach Tom Gilmore, who was then serving as the Lions' defensive line coach.

Radulski's other coaching stops include time at Allegheny College, Colby College, Hamilton College and New Hampshire.

Radulski earned his bachelor's degree in history from New Hampshire in 1979, and went on to earn a master's degree in public administration from New Hampshire in 1984.



BILL SAMKO **OFFENSIVE LINE**

Bill Samko is in his fourth season on Tom Gilmore's coaching staff in 2014, and his third year as the offensive line coach. He has placed a player on the All-Patriot League teams in each of the last two years, with Sean Whited being honored in 2012 and Kyle Pedretty being recognized in 2013. During the 2011 campaign, Samko was a volunteer assistant coach working with the offense.

Samko joined the Crusaders after spending 17 seasons as the head coach at Tufts University from 1994-2010. He won 57 games during his time at Tufts, and is tied for second on the school's all-time list for coaching victories. Samko was previously the head coach at the University of the South in Sewanee, Tenn., from 1987-1993, going 35-27-1 while winning a pair of Southern Collegiate Athletic Conference titles and twice being named the SCAC Coach of the Year. He also spent time as an assistant coach at Yale from 1981-1986, after beginning his career as an assistant coach at Tufts from 1974-1980.

Samko is a 1973 graduate from the University of Connecticut, where he played football and baseball. A native of Worcester, Samko graduated from Worcester Academy in 1969.

COACHING STAFF



MATT FANNING **WIDE RECEIVERS / RECRUITING** **& VIDEO COORDINATOR**

Matt Fanning is in the fourth year of his second stint on Tom Gilmore's coaching staff in 2014. He serves as the team's recruiting coordinator and video coordinator, and will also coach the wide receivers this season.

From 2011-2013, Fanning served as the team's running back's coach. In 2013, he helped the Crusaders total 1,860 rushing yards as a team, their highest total since running for

1,927 yards in 1991.

Fanning returned to Holy Cross from Boston College, where he was a graduate assistant coach during the 2009 and 2010 seasons. During his two years with the Eagles, he helped the team to an overall record of 15-11 and a pair of bowl game appearances.

Fanning previously served as Holy Cross' running backs coach in 2008. During the 2008 season, he helped lead the team to an overall record of 7-4 and a 5-1 mark in the Patriot League, with tailback Mike Kielt earning second team All-Patriot League honors.

A 2007 Holy Cross graduate, Fanning earned two letters as a wide receiver for the Crusaders. During his senior season in 2006, Fanning ranked fourth on the team in receiving with 35 catches for 475 yards and four touchdowns. He was also the team's top punt returner, averaging 10.4 yards on 20 returns. Following the 2006 season, Fanning received both the Msgr. George S. L. Connor Award and the Daniel Allen Sportsmanship Award. He was also selected to the Patriot League Academic Honor Roll as a junior in 2005.

Fanning earned a master's degree in administrative studies from Boston College in 2010.



ALEX BRESNER **OUTSIDE LINEBACKERS**

Alex Bresner is in his first year as a member of the Holy Cross football coaching staff in 2014, serving as the outside linebackers coach.

Bresner joined the Crusaders after spending two years as the defensive line coach at Allegheny College. He previously served as the defensive line coach at King's College in 2011, and was the assistant defensive line coach at East Stroudsburg University in 2010.

A 2010 graduate of Salisbury University with a bachelor's degree in physical education, Bresner was a four-year letterwinner and two-year starter for the Sea Gulls along the defensive line. A team captain during his senior season, he helped lead Salisbury to an overall record of 29-15 during his collegiate career, including a trip to the 2007 NCAA playoffs. Bresner was named second team All-Atlantic Central Football Conference as a senior, and was a three-time Academic All-Conference selection.

Following his time at Salisbury, Bresner went on to earn a master's degree in sports management from East Stroudsburg.



STEVE CULLY **TIGHT ENDS**

Steve Cully is in his first year as the tight ends coach on Tom Gilmore's staff in 2014. He previously assisted the Holy Cross coaching staff during the 2012 and 2013 seasons.

Prior to his time at Holy Cross, Cully served as the tight ends coach at Dartmouth in 2011, helping the Big Green tie for second place in the Ivy League with their first winning record in conference play (4-3) since 2003. He was also the tight ends coach at Colgate in 2010, as the Raiders went 7-4 overall.

A 2008 graduate of the University of Connecticut with a bachelor's degree in sociology, Cully was a three-year starter for the Huskies on the offensive line and earned second team All-Independent honors as a senior. He went on to play professionally in NFL Europe and the Arena Football League.



JEFF FRANKLIN **ASSISTANT SECONDARY**

Jeff Franklin is in his first year as the assistant secondary coach on Tom Gilmore's staff in 2014. He joined the Crusaders after spending the previous two seasons on the coaching staff at Bridgton Academy.

During his time at Bridgton Academy, Franklin served as the secondary coach and special teams coordinator in 2012, before taking over as the defensive coordinator and secondary coach in 2013. In addition, he served as the school's interim head coach in

the spring of 2014.

Prior to his stint at Bridgton Academy, Franklin coached internationally with the Milano Daemons (Milan, Italy) and the Minas Locomotivas (Belo Horizonte, Brasil). He also spent two seasons working with the club football team at Wright State University in 2009 and 2010, and was the secondary coach at Central State (Ohio) University in the spring of 2009.

Franklin is a 2009 graduate of Central State with a bachelor's degree in business administration. He earned first team All-America honors as a senior in 2008, after leading all of Division II with eight interceptions. Franklin also played two years with the Cincinnati Commandos of the Continental Indoor Football League, helping the team to an overall record of 23-1 and two league championships. In addition, he won a gold medal with Team USA at the 2011 International Federation of American Football world championship.

PLAYER PROFILES



KENNY ACQUAH
JUNIOR • 6-0 • 216
LINEBACKER
BRONX, N.Y.

MOUNT ST. MICHAEL ACADEMY
AS A SOPHOMORE IN 2013:

- Missed the entire season due to injury.

AS A FRESHMAN IN 2012:

- Saw action in six games as a backup linebacker and on special teams.

HIGH SCHOOL:

- Played for head coach Mario Valentini at

Mount St. Michael Academy.

- Served as team captain during his senior season.
- Earned All-New York Catholic Football League honors in 2011.
- Selected first team All-Bronx and second team All-City by the *New York Daily News* and the *New York Post* as a senior.
- Totaled 146 tackles during his high school career, in addition to rushing for 1,227 yards on offense.
- Member of National Honor Society.

PERSONAL:

- Son of William and Vera Acquah.
- Has one brother, Gary, who played football at Holy Cross from 2010-2013.
- Majoring in Philosophy.



TYLER ARTIM
SENIOR • 5-11 • 182
WIDE RECEIVER
WHITEHALL, PA.
WHITEHALL H.S.

AS A JUNIOR IN 2013:

- Played in 11 games at wide receiver, starting six times.
- Ranked fourth on the team with 25 receptions for 289 yards and three touchdowns.
- Made four catches for a season-best 71 yards and a touchdown at Bryant.

- Caught four passes for 28 yards against Harvard.
- Totaled three receptions for 54 yards and a score in the win at Bucknell.
- Had two catches for 27 yards and a touchdown against Lafayette.
- Posted three receptions for 35 yards against Towson.
- Made three catches for 24 yards in the victory at Dartmouth.

AS A SOPHOMORE IN 2012:

- Saw action in seven games at wide out.
- Caught six passes for 52 yards on the year.
- Posted a season-best three catches for 30 yards at Wagner.
- Had two receptions for 12 yards against New Hampshire in the season opener.
- Caught one pass for 10 yards against Fordham.

AS A FRESHMAN IN 2011:

- Played in one game, seeing action as a backup wide receiver against Massachusetts.

HIGH SCHOOL:

- Played for head coach Tony Trisciani at Whitehall High School.
- Served as team captain during his senior season.

- Earned Class AAAA first team All-State honors in 2010.
- Named first team All-Lehigh Valley Conference as both a wide receiver and a cornerback.
- Team finished as the district runner-up in 2010, and won the conference championship in 2009.
- Caught 65 passes for 827 yards during his senior year, setting school records in both categories.
- Finished his high school career as Whitehall's all-time leader with 137 catches, 1,757 receiving yards and 17 touchdown receptions.
- Also lettered in track.

PERSONAL:

- Son of David and April Artim.
- Has one brother (Travis) and two sisters (Meghann and Alexandra).
- Brother, Travis, played football at Lehigh.
- Majoring in Economics.

ARTIM'S RECEIVING STATISTICS

YEAR	GP-GS	REC	YARDS	AVG	TD	LONG
2012	7-0	6	52	8.7	0	17
2013	11-6	25	289	11.6	3	29
TOTAL	18-6	31	341	11.0	3	29

ARTIM'S RUSHING STATISTICS

YEAR	GP-GS	ATT	YARDS	AVG	TD	LONG
2012	7-0	0	0	0.0	0	0
2013	11-6	1	6	6.0	0	6
TOTAL	18-6	1	6	6.0	0	6



DABNESS ATKINS
JUNIOR • 5-7 • 166
DEFENSIVE BACK
LONG BEACH, CALIF.
POLYTECHNIC H.S.

AS A SOPHOMORE IN 2013:

- Saw action in 10 games at cornerback, starting three times.
- Totaled 31 tackles on the season, including 24 solo stops.
- Had an interception, two pass breakups and one tackle in the victory at Bucknell.

- Made a season-high eight tackles at Fordham.
- Recorded five tackles in the victory at Dartmouth.
- Tallied four tackles in the Georgetown game.
- Posted three solo tackles and one pass breakup against Harvard.
- Named to the Patriot League Academic Honor Roll.

AS A FRESHMAN IN 2012:

- Missed the entire season due to injury.
- Selected to the Patriot League Academic Honor Roll.

HOLY CROSS TRACK & FIELD:

- Competed in sprints during the 2013-2014 season.
- Had top times of 7.43 seconds in the 60-meter dash and 25.27 seconds in the 200-meter dash.

HIGH SCHOOL:

- Played for head coach Raul Laura at Polytechnic High School.
- Served as team captain during his junior and senior seasons.
- Earned first team All-Moore League honors as a senior, after being a second team selection as a junior.

PLAYER PROFILES

- Totaled 135 tackles, three interceptions, two forced fumbles, four blocked field goals and 16 pass breakups during his high school career.

PERSONAL:

- Son of Meghan Windsor.
- Majoring in Sociology.

ATKINS' DEFENSIVE STATISTICS

YEAR	GP-GS	UT	AT	TT	SACK	TFL	INT	PBU
2013	10-3	24	7	31	0-0	0-0	1-10	3



RICHARD BARBER
JUNIOR • 6-2 • 252
DEFENSIVE LINEMAN
WADSWORTH, ILL.

LAKE FOREST ACADEMY
AS A SOPHOMORE IN 2013:

- Saw action in nine games as a backup defensive lineman.
- Made three tackles on the season.
- Had tackles against Bucknell, Georgetown and Lehigh.

AS A FRESHMAN IN 2012:

- Did not see any varsity action.

HIGH SCHOOL:

- Played for head coach Ted Stewart at Lake Forest Academy in Lake Forest, Ill.
- Served as team captain during his senior season.
- Earned first team All-Chicago Catholic League honors as a senior.
- Also lettered in volleyball.

PERSONAL:

- Son of Tim and Betty Barber.
- Has two sisters (Ashley and Jamie).
- Majoring in Economics.

BARBER'S DEFENSIVE STATISTICS

YEAR	GP-GS	UT	AT	TT	SACK	TFL	INT	PBU
2013	9-0	2	1	3	0-0	0-0	0-0	0



BLAISE BELL
FRESHMAN • 6-3 • 190
QUARTERBACK
AURORA, ILL.

METEA VALLEY H.S.
HIGH SCHOOL:

- Played for head coach Ben Kleinhans at Metea Valley High School in Aurora, Ill.
- Served as team captain during his senior season.
- A two-time All-Conference selection.
- Threw for over 2,800 yards during his high school career.

school career.

- Set school single-game, single-season and career records for passing yards.
- Named Academic All-Conference as a senior.

PERSONAL:

- Son of Kevin and Airraca Bell.
- Father played football at Nicholls State University.
- Has two sisters (Kayla and Jazmine).
- Has not yet declared a major.



DANIEL BERNARD
FRESHMAN • 6-3 • 315
DEFENSIVE LINEMAN
CORAL SPRINGS, FLA.
NORTH BROWARD PREP

SCHOOL

HIGH SCHOOL:


- Played for head coach Roland Nottage at North Broward Preparatory School in Coconut Creek, Fla.
- Named honorable mention All-Broward County by the *Fort Lauderdale Sun Sentinel*

in 2013.

- Selected to play in the Miami-Dade vs. Broward All-Star Game as a senior.
- Made 48 total tackles with five quarterback sacks and nine tackles for loss in 2013.
- Finished his high school career with 62 total tackles and 12 tackles for loss.
- Named his team's Most Outstanding Defensive Lineman as a senior.

PERSONAL:

- Son of Daniel and Marcia Bernard.
- Has one brother (Kurt).
- Has not yet declared a major.



BLAKE BERRESFORD
SENIOR • 6-5 • 298
OFFENSIVE LINEMAN
MONTOURSVILLE, PA.
MONTOURSVILLE AREA H.S.

AS A JUNIOR IN 2013:

- Played in 11 games on the year, starting 10 times at right tackle.
- Key part of an offensive line which paved the way for Holy Cross to average 27.0 points, 155.0 rushing yards and 395.3 total yards per game on the season.

- Helped the Crusaders to finish with 1,860 rushing yards as a team, their highest total since running for 1,927 yards in 1991.

AS A SOPHOMORE IN 2012:

- Started 10 games at right tackle.
- Helped lead an offensive line which allowed the Crusaders to average 21.2 points and 343.5 total yards per game.

AS A REDSHIRT FRESHMAN IN 2011:

- Played in three games at right tackle.
- Earned starts against Bucknell, Georgetown and Lehigh.
- Part of an offensive line which allowed Holy Cross to average 22.9 points and 400.9 total yards per game.

PLAYER PROFILES

AS A FRESHMAN IN 2010:

- Missed the entire season due to injury, and received a medical redshirt.

HIGH SCHOOL:

- Played for head coach Jim Bergen at Montoursville Area High School.
- Served as team captain during his senior season.
- Earned All-Pennsylvania Heartland Conference honors as an offensive lineman, defensive lineman and punter.
- Selected first team All-State as a punter.
- Also lettered in basketball and track, serving as team captain in basketball.
- A district qualifier in both the shot put and the discus.

PERSONAL:

- Son of John and Ann Berresford.
- Has one brother (Bryce).
- Majoring in History.



MATT BHAYA JUNIOR • CAPTAIN • 6-0 • 190

**DEFENSIVE BACK
HADDONFIELD, N.J.
HADDONFIELD MEMORIAL H.S.**

AS A SOPHOMORE IN 2013:

- Started all 12 games at strong safety.
- Received the Davitt Award as the team's top defensive back.
- Ranked second on the team with 71 total tackles, including 65 solo stops and two tackles for loss.

- Had a team-high nine pass breakups.
- Tied for the team lead with two interceptions.
- Led the team in tackles twice on the season, while also reaching double-figures in tackles two times.
- Finished the season ranked fifth in the Patriot League in passes defended and 17th in total tackles.
- Totaled 10 tackles with an interception and a pass breakup during the victory at Bucknell.
- Recorded 10 tackles and a pass breakup in the win at Dartmouth.
- Led the team with seven tackles, three pass breakups and an interception at Bryant.
- Posted a team-high seven solo tackles at Lehigh.
- Made six solo tackles and recovered a fumble at Fordham.
- Named to the Patriot League Academic Honor Roll.

AS A FRESHMAN IN 2012:

- Played in all 11 games, as a backup safety and on special teams.
- Made eight total tackles on the season, including five solo stops.
- Recorded a season-best four tackles during the season-ending victory at Georgetown.
- Posted two tackles against Fordham.
- Also made tackles in the Bucknell and Lafayette games.
- Selected to the Patriot League Academic Honor Roll.

HIGH SCHOOL:

- Played for head coach Frank DeLano at Haddonfield Memorial High School.
- Served as team captain during his senior season.
- Earned first team All-Colonial Conference honors in 2010 and 2011.
- Twice named first team All-Group II by the *Camden Courier-Post*.
- Selected first team All-South Jersey by the *Camden Courier-Post*.

- Named Special Teams Player of the Year by the Touchdown Club of South Jersey.
- Team posted an overall record of 32-4 during his three years on the varsity.
- Also lettered in baseball, serving as team captain during his senior year.
- Member of National Honor Society.

PERSONAL:

- Son of Kash and Gail Bhaya.
- Mother played field hockey at Trenton State College.
- Has one brother, Phillip, who played football at Princeton University from 2010-2013.
- Majoring in Economics.

BHAYA'S DEFENSIVE STATISTICS

YEAR	GP-GS	UT	AT	TT	SACK	TFL	INT	PBU
2012	11-0	5	3	8	0-0	0-0	0-0	0
2013	12-12	65	6	71	0-0	2-3	2-26	9
TOTAL	23-12	70	9	79	0-0	2-3	2-26	9



BRADNI BLACK FRESHMAN • 6-4 • 250

**DEFENSIVE LINEMAN
RIDGWOOD, N.J.
BERGEN CATHOLIC H.S.**

HIGH SCHOOL:

- Spent one postgraduate year at the Taft School in Watertown, Conn., playing for head coach Tyler Whitley.
- Made 33 total tackles and received All-Housatonic League honors during his only season at Taft, in addition to serving as team

captain.

- Previously played for head coach Nunzio Campenile at Bergen Catholic High School in Oradell, N.J.
- Helped Bergen Catholic to an overall record of 16-5 during his junior and senior seasons.
- Also a member of the tennis team and the track and field team at Bergen Catholic.
- Served as team captain in tennis, in addition to earning first team All-Conference honors.

PERSONAL:

- Son of Brent Black and Anna Wilkins-Castle.
- Has one sister (Saville).
- Has not yet declared a major.

PLAYER PROFILES



ALEX BLEDSOE
FRESHMAN • 6-2 • 175
WIDE RECEIVER

ALEXANDRIA, VA.
T.C. WILLIAMS H.S.
HIGH SCHOOL:

- Played for head coach Dennis Randolph at T.C. Williams High School in Alexandria, Va.
- Caught 15 passes for 203 yards and a touchdown during his senior season, after totaling 20 receptions for 164 yards and two

scores in his junior year.

- Helped lead team to an overall record of 7-4 and a state playoff appearance during his senior season.

PERSONAL:

- Has not yet declared a major.



ZACH BUZZARD
JUNIOR • 5-11 • 187
WIDE RECEIVER
SCOTTSDALE, ARIZ.
CHAPARRAL H.S.

AS A SOPHOMORE IN 2013:

- Played in two games on the season.
- Caught one pass for five yards against Towson.
- Also saw action against Bryant.

AS A FRESHMAN IN 2012:

- Did not see any varsity action.

- Selected to the Patriot League Academic Honor Roll.

HIGH SCHOOL:

- Played for head coach Charlie Ragle at Chaparral High School.
- Earned second team All-Section II honors.
- Helped lead team to three straight state championships.
- Intercepted a pass late in the 2011 state championship game to seal the victory for Chaparral.
- Had 70 career receptions for 1,045 yards and 17 touchdowns during his collegiate career.
- Also competed for Xtreme Gymnastics, qualifying for the 2008 Junior Olympic National Championship.
- Member of National Spanish Honor Society.

PERSONAL:

- Son of Gunnar and Wendy Buzzard.
- Has one brother (Garrett).
- Majoring in Economics.

BUZZARD'S RECEIVING STATISTICS

YEAR	GP-GS	REC	YARDS	AVG	TD	LONG
2013	2-0	1	5	5.0	0	5



COAN CALABRESE
JUNIOR • 5-8 • 171
DEFENSIVE BACK
ROCKWALL, TEXAS
ROCKWALL H.S.

AS A SOPHOMORE IN 2013:

- Played in seven games on the year, as a backup cornerback and on special teams.
- Made one solo tackle against Towson.
- Also saw action against Bryant, Central Connecticut, Dartmouth, Georgetown, Harvard and Monmouth.

- Named to the Patriot League Academic Honor Roll.

AS A FRESHMAN IN 2012:

- Did not see any varsity action.
- Selected to the Patriot League Academic Honor Roll.

HIGH SCHOOL:

- Played for head coach Scott Smith at Rockwall High School.
- Earned first team All-District honors in 2011, in addition to being chosen as his team's MVP.
- Served as team captain during his senior season.
- Selected to the Texas High School Coaches Association Academic All-State team as a senior.
- Totaled 91 tackles, four interceptions, two forced fumbles and 17 pass breakups during his high school career.
- Had 511 career receiving yards and four touchdowns on offense.
- Also a member of the varsity track team.

PERSONAL:

- Son of Paul and Corinna Calabrese.
- Has two brothers (Cameron and Colin).
- Majoring in Economics.

CALABRESE'S DEFENSIVE STATISTICS

YEAR	GP-GS	UT	AT	TT	SACK	TFL	INT	PBU
2013	7-0	1	0	1	0-0	0-0	0-0	0



DEWAYNE CAMERON
JUNIOR • 6-4 • 238
DEFENSIVE LINEMAN
TAMARAC, FLA.
PINE CREST SCHOOL

AS A SOPHOMORE IN 2013:

- Saw action in 11 games on the year with four starts, as a defensive end and outside linebacker.
- Totaled 18 tackles on the season, including 16 solo stops, two quarterback sacks and four tackles for loss.

- Made a season-high four tackles with a 12-yard sack against Harvard.
- Posted two tackles with one quarterback sack against Lafayette.
- Tallied two solo tackles and a tackle for loss against Colgate.
- Had two tackles and one tackle for loss against Towson.

AS A FRESHMAN IN 2012:

- Played in the first two games of the season along the defensive line, before missing the remainder of the year due to injury.

PLAYER PROFILES

- Saw action against New Hampshire and Brown.

HIGH SCHOOL:

- Played for head coach Jim Pletcher at the Pine Crest School in Fort Lauderdale, Fla.
- Named honorable mention All-Broward County by the *Miami Herald* and the *Fort Lauderdale Sun Sentinel*.
- Selected to play in the Broward-Beach Bowl all-star game.
- Totaled 65 tackles, seven quarterback sacks and 17 tackles for loss during his senior season.
- Also a member of the varsity weightlifting team, placing third in the sectional meet.

PERSONAL:

- Son of Desmond and Keron Cameron.
- Has two brothers (Desmond and Duran).
- Majoring in Psychology.

CAMERON'S DEFENSIVE STATISTICS

YEAR	GP-GS	UT	AT	TT	SACK	TFL	INT	PBU
2013	11-4	16	2	18	2-13	4-16	0-0	0



BEN COFFARO

SENIOR • 5-9 • 190
DEFENSIVE BACK
CINCINNATI, OHIO
ELDER H.S.

AS A JUNIOR IN 2013:

- Played in all 12 games at cornerback, starting the final 11 contests of the season.
- Ranked fifth on the team with 49 tackles on the season, including 41 solo stops and one tackle for loss.
- Tied for the team-lead with two

interceptions, in addition to breaking up four passes.

- Ranked 15th in the Patriot League in passes defended and 46th in total tackles.
- Had six solo tackles, an interception and two pass breakups at Bryant.
- Made five solo tackles, to go along with an interception and a pass breakup against Harvard.
- Recorded six tackles during the Fordham game.
- Posted five tackles at Lehigh and in the victory at Dartmouth.
- Tallied four tackles against Towson, Bucknell and Lafayette.

AS A SOPHOMORE IN 2012:

- Saw action in all 11 games at cornerback, starting 10 times.
- Ranked fifth on the team with 50 total tackles, including 39 solo stops and two tackles for loss.
- Also posted two interceptions and two pass breakups on the season.
- Finished the year 38th in the Patriot League in total tackles.
- Totaled six tackles and an interception against Brown.
- Had six tackles, a tackle for loss and a pass breakup against Fordham.
- Recorded six total tackles during the Wagner game.
- Made three tackles and intercepted a pass in the victory over Bucknell.
- Posted five tackles against both Harvard and Lafayette.
- Totaled four tackles against Dartmouth, Colgate and Georgetown.

AS A FRESHMAN IN 2011:

- Played in 10 games as a backup cornerback and on special teams.
- Totaled seven tackles, one interception, two pass breakups and one blocked punt on the season.

- Returned nine kickoffs for 225 yards, good for an average of 25.0 yards per return.

- Earned Patriot League Rookie of the Week honors following the Lafayette game, after recording three kickoff returns for 80 yards, two tackles, a pass breakup and a game-clinching interception in the final minute.
- Had a season-best four tackles and a pass breakup in the victory at Fordham, while returning two kickoffs for 47 yards.
- Made one tackle in the win over Colgate.
- Had a season-long 40-yard kickoff return against Georgetown.
- Selected to the Patriot League Academic Honor Roll.

HIGH SCHOOL:

- Played for head coach Doug Ramsey at Elder High School.
- Served as team captain during his senior season.
- A second team All-State selection in both 2009 and 2010.
- Twice named first team All-Greater Catholic League.
- Team won the Greater Catholic League championship and finished as the state runner-up in 2008, and also claimed the district title in 2009.
- Caught 80 passes for 876 yards and five touchdowns during his senior season, as a wide receiver and running back.
- Finished his high school career with 4,417 all-purpose yards, including 2,374 rushing yards.
- Set a school record for the longest kickoff return (99 yards).
- Also lettered in baseball.

PERSONAL:

- Son of John and Joanne Coffaro.
- Has one brother (Sam) and one sister (Lauren).
- Majoring in Political Science.

COFFARO'S DEFENSIVE STATISTICS

YEAR	GP-GS	UT	AT	TT	SACK	TFL	INT	PBU
2011	10-0	6	1	7	0-0	0-0	1-0	2
2012	11-10	39	11	50	0-0	2-4	2-0	2
2013	12-11	41	8	49	0-0	1-1	2-42	4
TOTAL	33-21	86	20	105	0-0	3-5	5-42	8



TED DEILY

SENIOR • 6-3 • 215
TIGHT END
HARRISBURG, PA.
BISHOP McDEVITT H.S.

AS A JUNIOR IN 2013:

- Did not appear in any games.

AS A SOPHOMORE IN 2012:

- Saw action in four games as a backup tight end and on special teams.
- Played against New Hampshire, Brown, Dartmouth and Harvard.

- Selected to the Patriot League Academic Honor Roll.

AS A FRESHMAN IN 2011:

- Played in three games as a backup tight end and on special teams.
- Saw action against Massachusetts, Colgate and Dartmouth.

HIGH SCHOOL:

- Played for head coach Jeff Weachter at Bishop McDevitt High School.
- Caught seven passes for 152 yards and a touchdown during his senior year.
- Helped lead team to the district championship and a state runner-up finish in 2010.

PLAYER PROFILES

- Also lettered in baseball, earning first team All-Mid Penn Conference honors.
- Finished the 2010 baseball season with a .469 batting average.

PERSONAL:

- Son of Michael Deily and Johnna Kopecky.
- Has one brother (Sam).
- Enrolled in the Center for Interdisciplinary and Special Studies.



DEAN DOE
SOPHOMORE • 6-3 • 235
DEFENSIVE LINEMAN
BURKE, VA.
LAKE BRADDOCK H.S.

AS A FRESHMAN IN 2013:

- Appeared in three games on the season as a backup defensive lineman.
- Played against Bucknell, Colgate and Harvard.
- Selected to the Patriot League Academic Honor Roll.

HIGH SCHOOL:

- Played for head coach Jim Poythress at Lake Braddock Secondary School in Burke, Va.
- Earned first team All-District and honorable mention All-Region honors.
- Helped lead team to an overall record of 8-3 during his senior season.
- Also helped the team to Patriot District championships in both 2011 and 2012.
- Invited to play in the Semper Fidelus All-American Bowl, the National Underclassmen All-American Bowl and the Chesapeake Bowl.

PERSONAL:

- Majoring in Accounting.



STEVEN ELDER
SENIOR • 6-4 • 213
QUARTERBACK
SAN ANTONIO, TEXAS
ALAMO HEIGHTS H.S.

AS A JUNIOR IN 2013:

- Saw action in three games at quarterback, starting once.
- Missed the majority of the season due to injury.
- Completed 28 of 53 passes on the year for 349 yards with one touchdown.

- Threw for a season-high 309 yards and one score at Bryant, hitting on 23 of 41 attempts.
- Connected on five of 12 passes for 40 yards against Monmouth.
- Rushed once for six yards in the victory at Dartmouth.
- Selected to the Patriot League Academic Honor Roll.

AS A SOPHOMORE IN 2012:

- Played in seven games at quarterback, earning five starts, after missing the first four games of the year due to injury.
- Hit on 106 of 173 passes for 1,281 yards on the season, with seven touchdowns and six interceptions.

- Completed 61.3 percent of his passes on the year, good for the 10th-best single-season completion percentage in school history.
- Also rushed 51 times for 72 yards and two touchdowns.
- Connected on 24 of 39 passes for 313 yards and two touchdowns at Colgate, in addition to rushing 15 times for 42 yards and two scores.
- Completed 16 of 25 passes for 234 yards and a touchdown at Wagner, while running the ball seven times for 31 yards.
- Connected on 19 of 35 attempts for 205 yards against Bucknell.
- Hit on 12 of 17 passes for 133 yards and two scores against Lehigh.

AS A FRESHMAN IN 2011:

- Did not see any varsity action.

HIGH SCHOOL:

- Played for head coach Don Byrd at Alamo Heights High School.
- Served as team captain during his senior season.
- Earned first team All-District honors as a senior, in addition to being named the district's offensive MVP.
- Selected first team Academic All-State in 2010.
- Completed 180 of 293 passes for 2,467 yards and 28 touchdowns as a senior, while rushing for 278 yards on 86 carries.
- Hit on 203 of 331 passes for 2,735 yards during his high school career, with 32 touchdowns and just three interceptions.
- Also lettered in basketball, earning second team All-District honors.
- Member of National Honor Society.

PERSONAL:

- Son of Steve and Allison Elder.
- Has two brothers (James and Quentin) and one sister (Amanda).
- Majoring in Economics and History.

ELDER'S PASSING STATISTICS

YEAR	GP-GS	COMP-ATT	INT	PCT	YARDS	TD	LONG
2012	7-5	106-173	6	61.3	1281	7	63
2013	3-1	28-53	3	52.8	349	1	48
TOTAL	10-6	134-226	9	59.3	1630	8	63

ELDER'S RUSHING STATISTICS

YEAR	GP-GS	ATT	YARDS	AVG	TD	LONG
2012	7-5	51	72	1.4	2	14
2013	3-1	16	-11	-0.7	0	8
TOTAL	10-6	67	61	0.9	2	14



MATT FAVA
SENIOR • 5-9 • 229
LONG SNAPPER
WAYNE, N.J.
DON BOSCO PREP H.S.

AS A JUNIOR IN 2013:

- Played in all 12 games as the team's top long snapper.
- Accurate on 100 percent of his snaps over the course of the season.
- Made one tackle on punt coverage against Towson.

- Selected to the Patriot League Academic Honor Roll.

AS A SOPHOMORE IN 2012:

- Played in all 11 games as the team's top long snapper.
- Accurate on 100 percent of his snaps over the course of the season.

PLAYER PROFILES

- Part of a Holy Cross special teams unit which did not allow any blocked field goals or extra points, while giving up only one blocked punt.

- Made one tackle on punt coverage in the victory over Georgetown.

AS A FRESHMAN IN 2011:

- Appeared in all 11 games as the team's top long snapper.
- Selected to the *College Sports Journal* National All-Freshman team.
- Accurate on 98.9 percent of his snaps over the course of the season.
- Part of a Holy Cross special teams unit which did not allow any punts or field goals to be blocked all year.

HIGH SCHOOL:

- Played for head coach Greg Toal at Don Bosco Preparatory High School.
- Served as the special teams captain during his senior season, as the long snapper.
- Helped team win three straight state championships in 2008, 2009 and 2010.
- Team also won the national championship in 2009.
- Lettered in wrestling, helping the team win 2010 state championship.
- Member of National Honor Society.

PERSONAL:

- Son of Ralph and Lisa Fava.
- Has one sister (Shannon).
- Majoring in History.



CONNOR FITZGERALD JUNIOR • 6-2 • 198

**PLACEKICKER / PUNTER
BLOOMINGTON, IND.**

**BLOOMINGTON NORTH H.S.
AS A SOPHOMORE IN 2013:**

- Played in three games on the season.
- Scored four points on the year, hitting four of five extra point attempts.
- Connected on all three of his extra points at Fordham.
- Made one of two extra points at Lehigh.

AS A FRESHMAN IN 2012:

- Saw action in one game on the season.
- Punted once for 35 yards in the victory over Georgetown.

HIGH SCHOOL:

- Played for head coach Scott Bless at Bloomington High School North.
- Received first team All-State honors from both the Associated Press and the Indiana Football Coaches Association.
- A four-time All-Area selection as a placekicker, while earning All-Area honors three times as a punter.
- Holds Bloomington North career records with 25 field goals made and 149 extra points made.
- Also set school single-season records with 10 field goals made (2011) and 45 extra points made (2009).
- Averaged 40.8 yards per punt and 59.0 yards per kickoff during his senior year.
- Member of National Honor Society.

PERSONAL:

- Son of John and Melanie Fitzgerald.
- Has one sister (Jacquelyn).
- Majoring in Economics and Accounting.

FITZGERALD'S PLACEKICKING STATISTICS

YEAR	GP-GS	1-29	30-39	40+	FG-A	PCT	LG	XP-A	PTS
2012	1-0	0-0	0-0	0-0	0-0	0.0	0	0-0	0
2013	3-0	0-0	0-0	0-0	0-0	0.0	0	4-5	4
TOTAL	4-0	0-0	0-0	0-0	0-0	0.0	0	4-5	4

FITZGERALD'S PUNTING STATISTICS

YEAR	GP-GS	NO	YARDS	AVG	LONG	IN20
2012	1-0	1	35	35.0	35	0
2013	3-0	0	0	0.0	0	0
TOTAL	4-0	1	35	35.0	35	0



BRENDAN FLAHERTY SOPHOMORE • 6-2 • 200 RUNNING BACK BEVERLY, MASS. BEVERLY H.S.

AS A FRESHMAN IN 2013:

- Saw action in seven games at tailback.
- Rushed 13 times for 63 yards and one touchdown on the season, while catching two passes for 23 yards.
- Carried five times for a season-high 27 yards and a touchdown during the victory at

Central Connecticut.

- Ran four times for 17 yards against Georgetown.
- Caught a pass for 21 yards against Lafayette.

HIGH SCHOOL:

- Played for head coach Dan Bauer at Beverly High School in Beverly, Mass.
- Served as team captain during his senior season.
- Earned All-State honors as a senior.
- Named the Northeast Conference MVP in 2012, after earning All-Northeast Conference honors in 2010 and 2011.
- Chosen to the *Boston Globe* and *Boston Herald* All-Scholastic teams.
- Helped lead the Panthers to a 13-0 overall record and the Division 2A state championship as a senior.
- Team also won the Division 3 state championship in 2010.
- Carried the ball 160 times for 1,496 yards and 18 touchdowns as a senior, in addition to catching 10 passes for 236 yards and four scores.
- Finished his career with 3,503 yards and 41 touchdowns on 423 carries, to go along with 38 receptions for 719 yards and 14 scores.
- Set school career records for points scored (380) and touchdowns (61).
- Also lettered in both lacrosse and track.
- Member of National Honor Society.

PERSONAL:

- Son of Tim and Anne Flaherty.
- Has two brothers (Bryan and Kevin) and one sister (Mary Cate).
- Father was a member of the football and track teams at Northeastern.
- Mother played basketball at Canisius.
- Has not yet declared a major.

FLAHERTY'S RUSHING STATISTICS

YEAR	GP-GS	ATT	YARDS	AVG	TD	LONG
2013	7-0	13	63	4.8	1	9

PLAYER PROFILES

FLAHERTY'S RECEIVING STATISTICS

YEAR	GP-GS	REC	YARDS	AVG	TD	LONG
2013	7-0	2	23	11.5	0	21



LUKE FORD
SOPHOMORE • 6-2 • 211
DEFENSIVE BACK
WILMETTE, ILL.
LOYOLA ACADEMY H.S.

AS A FRESHMAN IN 2013:

- Saw action in 11 games at free safety and on special teams, earning his first career start against Lafayette.
- Totaled seven tackles on the season.
- Tallied a seven-yard sack against Harvard.
- Had three solo tackles against Lafayette.

- Made two solo tackles in the victory at Central Connecticut.
- Selected to the Patriot League Academic Honor Roll.

HIGH SCHOOL:

- Played for head coach John Holacek at Loyola Academy in Wilmette, Ill.
- Totaled 85 tackles, four tackles for loss, four interceptions and 10 pass breakups as a senior, in addition to catching 35 passes for 582 yards and 11 touchdowns on offense.
- Recorded 88 tackles, five tackles for loss, two interceptions and eight pass breakups in junior year.
- Helped lead team to the state championship game in 2011, and a semifinal appearance in 2012.
- Member of National Honor Society.

PERSONAL:

- Majoring in Economics.

FORD'S DEFENSIVE STATISTICS

YEAR	GP-GS	UT	AT	TT	SACK	TFL	INT	PBU
2013	11-1	7	0	7	1-7	1-7	0-0	0



J.T. FRANK
JUNIOR • 6-3 • 199
LINEBACKER
ROSEVILLE, CALIF.
JESUIT H.S.

AS A SOPHOMORE IN 2013:

- Played in 10 games on the season, as an outside linebacker and on special teams.
- Made one tackle in the win at Bucknell.
- Selected to the Patriot League Academic Honor Roll.

AS A FRESHMAN IN 2012:

- Did not see any varsity action.

HIGH SCHOOL:

- Played for head coach Dan Carmazzi at Jesuit High School in Carmichael, Calif.
- Earned first team All-League honors as a senior.
- Totaled 162 tackles and seven interceptions during his high school career.

- Also lettered in both basketball and track.
- Won the 2010 league title in the long jump, while helping the track team to the 2010 state championship.
- Member of National Honor Society.

PERSONAL:

- Son of John and Carol Frank.
- Has two sisters (Rachel and Nicole).
- Majoring in Economics.

FRANK'S DEFENSIVE STATISTICS

YEAR	GP-GS	UT	AT	TT	SACK	TFL	INT	PBU
2013	10-0	0	1	1	0-0	0-0	0-0	0



MIKE GALANTINI
JUNIOR • 6-3 • 282
DEFENSIVE LINEMAN
JESSUP, PA.
VALLEY VIEW H.S.

AS A SOPHOMORE IN 2013:

- Saw action in all 12 games along the defensive line, starting eight times.
- Totaled 25 tackles on the year, including 21 solo stops, three tackles for loss and one quarterback sack.
- Recorded a season-high five solo tackles

against Towson.

- Tallied a quarterback sack for eight yards against Harvard.
- Posted three tackles with a tackle for loss vs. Lafayette and Fordham.
- Made two solo tackles and recovered a fumble against Monmouth.

AS A FRESHMAN IN 2012:

- Played in all 11 games on the season, earning four starts.
- Made 30 tackles on the season, including three quarterback sacks.
- His 30 tackles were the most of all freshmen on the team.
- Had a season-high six tackles with one sack at Lafayette.
- Totaled four tackles against both New Hampshire and Lehigh.
- Posted three tackles and a sack against both Harvard and Bucknell.

HIGH SCHOOL:

- Played for head coach George Howanitz at Valley View High School in Archbald, Pa.
- Named first team All-State as a senior.
- A three-time Lackawanna League All-Star.
- Totaled 150 tackles, 15 quarterback sacks and 17 tackles for loss during his high school career.
- Earned Lackawanna League All-Star honors for the wrestling team.
- Also lettered in track and field, where he was a two-time district qualifier in the throws.
- Served as team captain in both football and wrestling.
- Member of National Honor Society.

PERSONAL:

- Son of Anne Galantini.
- Has two brothers (Joseph and Anthony) and one sister (Kristen).
- Brother, Joseph, played football at the University of Rochester.
- Sister, Kristen, played basketball at Lackawanna College.
- Majoring in Political Science.

PLAYER PROFILES

GALANTINI'S DEFENSIVE STATISTICS

YEAR	GP-GS	UT	AT	TT	SACK	TFL	INT	PBU
2012	11-4	19	11	30	3-9	3-9	0-0	1
2013	12-8	21	4	25	1-8	3-11	0-0	0
TOTAL	23-12	40	15	55	4-17	6-20	0-0	1



JACOB GONZALES

JUNIOR • 6-0 • 277

DEFENSIVE LINEMAN

AUSTIN, TEXAS

L.C. ANDERSON H.S.

ASA SOPHOMORE IN 2013:

- Played in nine games as a backup defensive lineman and on special teams.
- Made three tackles on the year.
- Recorded tackles against Bucknell, Central Connecticut and Lafayette.

ASA FRESHMAN IN 2012:

- Saw action in five games as a backup defensive lineman.
- Played against New Hampshire, Dartmouth, Harvard, Fordham and Georgetown.
- Made one tackle against New Hampshire.
- Selected to the Patriot League Academic Honor Roll.

HIGH SCHOOL:

- Played for head coach Bill Ramzinsky at L.C. Anderson High School.
- Served as team captain during his senior season.
- An honorable mention selection to the Texas Association Press 5A All-State team.
- Earned second team Academic All-State honors.
- Two-time selection to the Texas 15-5A All-District first team.
- Also lettered in track and field, where he was a regional qualifier in the shot put.

PERSONAL:

- Son of Tony and Virginia Gonzales.
- Has one brother (Anthony) and one sister (Alexandria).
- Father played basketball at Schreiner College in Kerrville, Texas.
- Brother, Anthony, is a senior offensive lineman on the football team at the U.S. Merchant Marine Academy.
- Majoring in Economics and Accounting.

GONZALES' DEFENSIVE STATISTICS

YEAR	GP-GS	UT	AT	TT	SACK	TFL	INT	PBU
2012	5-0	0	1	1	0-0	0-0	0-0	0
2013	9-0	1	2	3	0-0	0-0	0-0	0
TOTAL	14-0	1	3	4	0-0	0-0	0-0	0



GEORGE GRIFFIN

SOPHOMORE • 6-4 • 320

OFFENSIVE LINEMAN

WARRINGTON, PA.

ARCHBISHOP WOOD H.S.

ASA FRESHMAN IN 2013:

- Did not see any game action.
- HIGH SCHOOL:**
- Played for head coach Steve Devlin at Archbishop Wood High School in Warminster, Pa.
 - Named first team All-Catholic League and

first team All-City as a senior.

- Helped lead the Vikings to the 2011 state championship and the 2012 Eastern state championship.
- Also helped the team win three straight Catholic League and district championships.
- Named the team's Lineman of the Year in 2012.
- Selected to play in the Big 33 Classic All-Star Game.

PERSONAL:

- Son of Deborah and George Griffin, Sr.
- Has one brother (Patrick) and two sisters (Allyson and Jackie).
- Majoring in Accounting.



GABE GUILD

SOPHOMORE • 5-11 • 189

RUNNING BACK

OVERLAND PARK, KAN.

SHAWNEE MISSION SOUTH H.S.

ASA FRESHMAN IN 2013:

- Played in nine games at tailback, starting eight times.
- Led the team in rushing with 496 yards and five touchdowns on 101 carries.
- Also caught 20 passes for 201 yards and another score.

- Finished the season ranked seventh in the Patriot League in rushing.
- Ran 23 times for a season-best 142 yards and two scores vs. Lafayette.
- Had a season-high seven receptions for 98 yards and eight carries for 12 yards at Bryant, to earn Patriot League Rookie of the Week honors.
- Rushed eight times for 60 yards and two touchdowns at Lehigh.
- Carried 15 times for 68 yards and a score against Colgate.
- Had 78 yards on 13 carries and two catches for 24 yards at Fordham.
- Rushed seven times for 39 yards and caught a 39-yard touchdown pass during the victory at Central Connecticut.
- Selected to the Patriot League Academic Honor Roll.

HIGH SCHOOL:

- Played for head coach Ryan Lonergan at Shawnee Mission South High School in Shawnee Mission, Kan.
- Served as team captain during his senior season.
- A two-time first team All-State and All-Sunflower League selection.
- Earned second team All-Metro Kansas City area honors twice.
- Rushed 211 times for 1,470 yards and 12 touchdowns during his senior season.
- Carried the ball 199 times for 1,641 yards and 12 scores as a junior.

PLAYER PROFILES

- Set a school single-game record by rushing for 342 yards against Shawnee Mission Northwest in 2011.

PERSONAL:

- Majoring in Accounting.

GUILD'S RUSHING STATISTICS

YEAR	GP-GS	ATT	YARDS	AVG	TD	LONG
2013	9-8	101	496	4.9	5	48

GUILD'S RECEIVING STATISTICS

YEAR	GP-GS	REC	YARDS	AVG	TD	LONG
2013	9-8	20	210	10.5	1	48



ANDRE HARTON
FRESHMAN • 5-10 • 165
WIDE RECEIVER
ALPHARETTA, GA.
ALPHARETTA H.S.

- HIGH SCHOOL:**
- Played for head coach Jason Dukes at Alpharetta High School in Alpharetta, Ga.
 - Served as team captain during his senior season.
 - Earned first team All-Region 6-AAAAAA honors as a senior.

- Named second team All-North Fulton by the *Alpharetta Revue & News*.
- Caught 53 passes for 1,102 yards and 11 touchdowns during his high school career.
- Helped lead team to two Region 6-AAAAAA championships.
- Also lettered in track and field, setting a school record in the high jump (6'4").

PERSONAL:

- Son of Nevin and Andrea Harton.
- Has one brother (Nevin) and two sisters (Abriana and Nebrina).
- Brother, Nevin, is a sophomore on the football team at Mercer.
- Sister, Abriana, played basketball at Spelman College.
- Has not yet declared a major.



HUNTER HUDGINS
SOPHOMORE • 6-5 • 292
OFFENSIVE LINEMAN
RENTON, WASH.
EASTSIDE CATHOLIC H.S.

- AS A FRESHMAN IN 2013:**
- Did not see any game action.
- HIGH SCHOOL:**
- Played for head coach Jeremy Thielbahr at Eastside Catholic High School in Sammamish, Wash.
 - Earned All-Metro League honors during

- both his junior and senior seasons.
- Received the team's Big Man of the Year award.
- Helped lead the Crusaders to a 13-1 record, the Metro League title and a state championship game appearance as a senior.
- Also earned three letters in basketball.

PERSONAL:

- Has not yet declared a major.



CLINT JACKMAN
JUNIOR • 6-4 • 256
OFFENSIVE LINEMAN
DUBLIN, CALIF.
DUBLIN H.S.

- AS A SOPHOMORE IN 2013:**
- Did not appear in any games.
 - Named to the Patriot League Academic Honor Roll.
- AS A FRESHMAN IN 2012:**
- Did not see any varsity action.
 - Selected to the Patriot League Academic

Honor Roll.
HIGH SCHOOL:

- Played for head coach John Wade at Dublin High School.
- Served as team captain during his junior and senior seasons.
- Earned All-Diablo Foothill Athletic League honors in 2010 and 2011.
- Recorded seven fumble recoveries and a safety during his senior year.
- Helped lead team to the 2011 North Coast Section Division II semifinals.

PERSONAL:

- Son of Bradley and Shari Jackman.
- Has one brother (Clark) and one sister (Callan).
- Father played football at the University of California-Berkeley.
- Majoring in Psychology.



PARRIS JOHNSON
SENIOR • 6-3 • 205
DEFENSIVE BACK
IRVING, TEXAS
MACARTHUR H.S.

- AS A JUNIOR IN 2013:**
- Saw action in six games, as a backup safety and on special teams.
 - Totaled 13 tackles on the season.
 - Made a season-high five solo tackles in the victory at Central Connecticut.
 - Had three tackles in the win at Dartmouth.

- Tallied three tackles and one pass breakup against Monmouth.
- AS A SOPHOMORE IN 2012:**
- Did not appear in any games.
- AS A FRESHMAN IN 2011:**
- Played in five games as a reserve defensive back and on special teams.
 - Made one solo tackle on kickoff coverage at New Hampshire.
- HIGH SCHOOL:**
- Played for head coach Brian Basil at MacArthur High School.
 - Served as team captain during his senior season.
 - A two-time All-District selection.
 - Helped lead team to a state playoff appearance during his junior year.
 - Recorded 90 tackles, a forced fumble, a fumble recovery, an interception and two blocked field goals during his senior season.

PLAYER PROFILES

- Finished his high school career with 210 total tackles, three interceptions, four forced fumbles and three fumble recoveries.

PERSONAL:

- Son of Christopher Benoit and Janiene Johnson.
- Has one brother (Christopher) and four sisters (Brandi, Christiauna, Destiny and Miracle).
- Majoring in Psychology and History.

JOHNSON'S DEFENSIVE STATISTICS

YEAR	GP-GS	UT	AT	TT	SACK	TFL	INT	PBU
2011	5-0	1	0	1	0-0	0-0	0-0	0
2013	6-0	11	2	13	0-0	0-0	0-0	1
TOTAL	11-0	12	2	14	0-0	0-0	0-0	1



SAM JONES
SENIOR • 6-0 • 189

DEFENSIVE BACK
CANAL WINCHESTER, OHIO
CANAL WINCHESTER H.S.

AS A JUNIOR IN 2013:

- Played in seven games at free safety with six starts.
- Missed five games due to injury.
- Received Capital One first team Academic All-District honors.
- Named Academic All-Patriot League.

- Totaled 34 tackles on the season, including 31 solo stops, one quarterback sack and three tackles for loss.
- Made a season-high eight solo tackles at Fordham, in addition to breaking up a pass.
- Posted a team-best seven solo tackles at Bryant, including a quarterback sack and three tackles for loss.
- Recorded five tackles against both Monmouth and Towson.
- Had two tackles and a fumble recovery against Georgetown.
- Chosen to the Patriot League Academic Honor Roll.

AS A SOPHOMORE IN 2012:

- Saw action in all 11 games at cornerback, starting nine times.
- Earned Capital One first team Academic All-District honors.
- Selected to the Academic All-Patriot League team.
- Totaled 31 tackles and three pass breakups on the season.
- Had five tackles and a pass breakup against Harvard.
- Recorded five tackles against both Colgate and Lafayette.
- Registered four tackles and a pass breakup against Fordham.
- Made four tackles against Brown.
- Named to the Patriot League Academic Honor Roll.

AS A FRESHMAN IN 2011:

- Played in four games as a reserve defensive back and on special teams.
- Made two solo tackles on kickoff coverage during the win at Fordham.
- Selected to the Patriot League Academic Honor Roll.

HIGH SCHOOL:

- Played for head coach Phil Mauro at Canal Winchester High School.
- Served as team captain during his senior season.
- Selected first team All Mid-State League and second team All-District as a senior.
- Named first team All-County by the *Lancaster Eagle-Gazette*.
- Helped lead team to the league championship during his senior season.

- Recorded 84 tackles and two interceptions in 2010, while totaling 1,180 all-purpose yards and 14 touchdowns.
- Finished his high school career with over 160 tackles, four interceptions and 15 total touchdowns.
- Also lettered in basketball, leading team to a league championship as a senior.
- Served as the secretary of National Honor Society.

PERSONAL:

- Son of Christopher and Christine Jones.
- Has two brothers (Ian and Danny).
- Father played football at Ohio Wesleyan.
- Majoring in Political Science.

JONES' DEFENSIVE STATISTICS

YEAR	GP-GS	UT	AT	TT	SACK	TFL	INT	PBU
2011	4-0	2	0	2	0-0	0-0	0-0	0
2012	11-9	19	12	31	0-0	0-0	0-0	3
2013	7-6	31	3	34	1-3	3-9	0-0	1
TOTAL	22-15	52	15	67	1-3	3-9	0-0	4



JULIAN KAMINOFF
JUNIOR • 6-0 • 193
DEFENSIVE BACK
NEW HOPE, PA.
NEW HOPE-SOLEBURY H.S.

AS A SOPHOMORE IN 2013:

- Attended the College of Charleston, but did not compete in varsity athletics.

AS A FRESHMAN IN 2012:

- Spent the 2012 season at the University of Massachusetts, where he was redshirted.

HIGH SCHOOL:

- Played for head coach Jim DiTulio at New Hope-Solebury High School in New Hope, Pa.
- Served as team captain during his senior season.
- Earned first team All-Conference honors during his junior and senior seasons.
- A two-time team Most Valuable Player.
- Also a member of the varsity lacrosse team.

PERSONAL:

- Son of Rick and Andrea Kaminoff.
- Father played tennis at Boston University.
- Has three sisters (Perri, Nikki and Mia).
- Has not yet declared a major.

PLAYER PROFILES



JAY KNIGHTON
SENIOR • 6-2 • 290
OFFENSIVE LINEMAN
POTTSTOWN, PA.
HILL SCHOOL

AS A JUNIOR IN 2013:

- Started all 12 games at center.
- Key part of an offensive line which paved the way for Holy Cross to average 27.0 points, 155.0 rushing yards and 395.3 total yards per game on the season.
- Helped the Crusaders to finish with 1,860

rushing yards as a team, their highest total since running for 1,927 yards in 1991.

- Selected to the Patriot League Academic Honor Roll.

AS A SOPHOMORE IN 2012:

- Saw action in nine games on the season, starting six times.
- Played both right guard and left guard.
- Helped lead an offensive line which allowed the Crusaders to average 21.2 points and 343.5 total yards per game.

AS A REDSHIRT FRESHMAN IN 2011:

- Played in nine games on the year with one start.
- Saw action at both guard and center.
- Started at left guard against Lafayette.
- Part of an offensive line which allowed Holy Cross to average 22.9 points and 400.9 total yards per game.

AS A FRESHMAN IN 2010:

- Missed the entire season due to injury, and received a medical redshirt.

HIGH SCHOOL:

- Played for head coach Marty Vollmuth at the Hill School.
- Served as team captain during his junior and senior seasons.
- Named the Mid-Atlantic Prep League Defensive Player of the Year in 2009.
- Earned All Mid-Atlantic Prep League honors on both offense and defense.
- Totaled 70 tackles, nine sacks and three forced fumbles as a senior.
- Helped lead his team to the 2009 Mid-Atlantic Prep League championship.
- Also a member of the baseball and wrestling teams.
- Two-time captain of the wrestling team.

PERSONAL:

- Son of Jeff and Carole Knighton.
- Has two brothers (Hunter and Hayden) and one sister (Savannah).
- Majoring in History.



ROB KOSHAREK
SOPHOMORE • 6-6 • 295
OFFENSIVE LINEMAN
DUXBURY, MASS.
DUXBURY H.S.

AS A FRESHMAN IN 2013:

- Did not see any game action.

HIGH SCHOOL:

- Played for head coach Dave Maimaron at Duxbury High School in Duxbury, Mass.

- Named All-State by the Massachusetts High School Football Coaches Association and ESPN Boston.
- Earned All-Scholastic honors from the *Boston Herald* and the *Quincy Patriot Ledger*.

- A two-time Patriot League All-Star.

- Helped lead team to perfect 13-0 records and Super Bowl titles in both 2011 and 2012.

- Team also won three straight Patriot League championships.

- Earned three letters in basketball, serving as team captain as a senior and helping the squad to the 2011 Patriot League title.

- Member of National Honor Society.

PERSONAL:

- Son of Paul and Barbara Kosharek.

- Has one brother (Alex).

- Has not yet declared a major.



JORDAN KUPEC
FRESHMAN • 6-4 • 265
DEFENSIVE LINEMAN
YARDVILLE, N.J.
STEINERT H.S.

HIGH SCHOOL:

- Played for head coach Daniel Caruso at Steinert High School in Hamilton, N.J.
- Named the 12th Man Touchdown Club's Defensive Lineman of the Week, following a 21-0 victory over West Windsor-Plainsboro South in 2013.

- Member of National Honor Society.

PERSONAL:

- Son of Miroslav and Jana Kupec.

- Has one sister (Veronika).

- Has not yet declared a major.



JACK KUTSCHKE
FRESHMAN • 6-5 • 250
DEFENSIVE LINEMAN
LAKE FOREST, ILL.
LAKE FOREST H.S.

HIGH SCHOOL:

- Played for head coach Chuck Spagnoli at Lake Forest High School in Lake Forest, Ill.
- Served as team captain during senior year.
- Received 2013 Class 6A All-State and Academic All-State honors from the Illinois High School Football Coaches Association.

- A two-time All-North Suburban Conference Lake Division selection.
- Helped lead team to conference title as a sophomore, the Class 6A state semifinals as a junior, and the Class 6A state quarterfinals as a senior.

- Also a member of the Lake Forest ice hockey team.

- Member of National Honor Society.

PERSONAL:

- Son of Ed and Sue Kutschke.

- Father played football at Holy Cross from 1982-1985.

- Uncle, Frank Kutschke, played football at Holy Cross from 1983-1986.

PLAYER PROFILES

- Has one brother (Tommy) and one sister (Carly).
- Brother, Tommy, is a sophomore on the football team at Brown.
- Has not yet declared a major.



DARRIUS LACY
FRESHMAN • 5-11 • 170
WIDE RECEIVER
ST. PETERSBURG, FLA.
NORTHEAST H.S.
HIGH SCHOOL:

- Played for head coach Mike Jalazo at Northeast High School in St. Petersburg, Fla.
- Served as team captain during his senior season.
- Caught 20 passes for 305 yards and four

touchdowns in 2013, after finishing with 25 catches for 390 yards and three scores in 2012.

- Named his team's Top Offensive Receiver and Special Teams MVP as a senior.
- Also a member of the track team at Northeast.

PERSONAL:

- Son of Ollie Barbery and Regina Lacy.
- Has four brothers (Franklin, Joshua, Marcus and Saveon) and three sisters (Tierra, Ollieyah and Vonessa).
- Has not yet declared a major.



CAIN LAMPER
SENIOR • 6-4 • 291
OFFENSIVE LINEMAN
MUNCY, PA.
MUNCY H.S.
AS A JUNIOR IN 2013:

- Did not make any game appearances.
- Named to the Patriot League Academic Honor Roll.

AS A SOPHOMORE IN 2012:

- Did not appear in any games.
- Selected to the Patriot League Academic

Honor Roll.

AS A FRESHMAN IN 2011:

- Did not see any varsity action.

HIGH SCHOOL:

- Played for coach Scott McLean at Muncy Junior-Senior High School.
- Served as team captain during his senior season.
- Earned All-State honors as a senior.
- Twice named the Northern Tier League Lineman of the Year.
- Named first team All-Heartland Athletic Conference in 2009 and All-Eastern Pennsylvania in 2010.
- A two-time selection to the *Williamsport Sun-Gazette* All-Star team.
- Led team to the 2010 Northern Tier League championship.
- Member of National Honor Society.

PERSONAL:

- Son of Duane and Heather Lamper.
- Majoring in Political Science.



RYAN LAUGHLIN
SENIOR • 6-2 • 193
QUARTERBACK
GLEN MILLS, PA.
CARDINAL O'HARA H.S.
AS A JUNIOR IN 2013:

- Played in all 12 games, starting three times at quarterback.
- Hit on 23 of 48 passes for 274 yards and four touchdowns on the season.
- Rushed 28 times for 114 yards and a score.
- Completed seven of 14 passes for 103

yards and three touchdowns in the victory at Central Connecticut, in addition to rushing 15 times for a season-best 64 yards and another score.

- Threw for a season-high 149 yards and a touchdown against Towson.
- Also served as the holder on field goals and extra points.

AS A SOPHOMORE IN 2012:

- Saw action in all 11 games, earning four starts at quarterback.
- Completed 81 of 132 passes on the season for 752 yards and six touchdowns with only one interception.
- Rushed 42 times for 144 yards and a score.
- Completed 61.4 percent of his passes on the year, good for the ninth-best single-season completion percentage in school history.
- Ranked fifth in the Patriot League in pass efficiency, sixth in passing yards and eighth in total offense.
- Connected on 18 of 28 passes for 223 yards and three touchdowns against Fordham, while rushing four times for 36 yards and a score.
- Hit on 17 of 27 attempts for 203 yards and two touchdowns vs. Lehigh.
- Completed 12 of 15 passes for 85 yards and a score in the victory over Georgetown, in addition to rushing for a season-high 45 yards.
- His completion percentage of .800 against Georgetown was the seventh-best single-game mark in school history.
- Connected on 21 of 30 attempts for 106 yards against Dartmouth.

AS A FRESHMAN IN 2011:

- Did not see any varsity action.

HIGH SCHOOL:

- Played for head coach Dan Alego at Cardinal O'Hara High School.
- Served as team captain during his senior season.
- Selected as the 2010 Philadelphia Catholic League AAA Offensive Player of the Year as a senior.
- Earned first team All-Delco and first team All-Southeastern Pennsylvania honors in 2010.
- Named first team All-Philadelphia Catholic League as a senior, after being a second team selection as a junior.
- Completed 97 of 159 passes for a school single-season record 1,664 yards and 17 touchdowns in his senior year.
- Totaled 2,711 passing yards and 32 touchdowns, while hitting on 168 of 301 attempts over the course of his high school career.
- Selected to play in the 2010 Chesapeake Bowl All-Star game.
- Also played one year of basketball.

PERSONAL:

- Son of Chuck and Cindi Laughlin.
- Has two brothers (Brandon and Austin).
- Majoring in Economics.

PLAYER PROFILES

LAUGHLIN'S PASSING STATISTICS

YEAR	GP-GS	COMP-ATT	INT	PCT	YARDS	TD	LONG
2012	11-4	81-132	1	61.4	752	6	64
2013	12-3	23-48	2	47.9	274	4	39
TOTAL	23-7	104-180	3	57.8	1026	10	64

LAUGHLIN'S RUSHING STATISTICS

YEAR	GP-GS	ATT	YARDS	AVG	TD	LONG
2012	11-4	42	144	3.4	1	27
2013	12-3	28	114	4.1	1	11
TOTAL	23-7	70	258	3.7	2	27



BRETT LAURIE
FRESHMAN • 5-11 • 185
DEFENSIVE BACK
GLENVIEW, ILL.
GLENBROOK SOUTH H.S.
HIGH SCHOOL:

- Played for head coach Mike Noll at Glenbrook South High School in Glenview, Ill.
- Served as team captain during his junior and senior seasons.
- Received Class 8A All-State honors from the Illinois High School Football Coaches

Association in 2013.

- Named the Central Suburban League South Division Offensive Player of the Year as a senior, in addition to being a two-time All-Conference selection.
- Rushed for 1,013 yards and 12 touchdowns during his senior season.
- Finished his high school career with 1,862 rushing yards, 923 receiving yards, 3,532 all-purpose yards, 34 total touchdowns, 69 tackles and four interceptions.

PERSONAL:

- Son of Ty and Kay Laurie.
- Has one brother (Chad).
- Has not yet declared a major.



AARON LEWIS
SENIOR • 6-2 • 224
OFFENSIVE LINEMAN
RICHMOND, VA.
HERMITAGE H.S.
ASA JUNIOR IN 2013:

- Saw action in six games as a tight end.
- Earned his first career start at Bucknell.
- Also played against Bryant, Central Connecticut, Dartmouth, Georgetown and Towson.

ASA SOPHOMORE IN 2012:

- Did not see any varsity action.

AS A FRESHMAN IN 2011:

- Played in one game as a backup defensive lineman, seeing action at New Hampshire.

HIGH SCHOOL:

- Played for head coach Patrick Kane at Hermitage High School.
- Served as team captain during his senior season.
- Earned first team All-State, first team All-Region and first team All-Metro honors as a senior.
- Named second team All-State, second team All-Region and second team All-Metro following his junior year.
- Received the West Point Leadership Award as a junior.
- Team finished as the state runner-up and won the Central Region championship during his senior year.

PERSONAL:

- Son of Robert and Robin Lewis.
- Has two brothers (Kendall and Christian) and one sister (Sydney).
- Father ran track at the University of Pennsylvania.
- Majoring in Sociology.



STEVEN MARTINEZ
JUNIOR • 5-11 • 192
DEFENSIVE BACK
DALLAS, TEXAS
VICTORIA EAST H.S.
ASA SOPHOMORE IN 2013:

- Saw action in 11 games at cornerback, earning one start.
- Totaled 27 tackles on the season, including 25 solo stops and three tackles for loss.
- Also posted one interception and two pass breakups.

- Recorded a team-high eight solo tackles, two tackles for loss and two pass breakups against Georgetown in his first career start.
- Tallied four tackles, one tackle for loss and an interception in the victory at Bucknell.
- Totaled five solo tackles at Lehigh.
- Made three tackles against both Central Connecticut and Fordham.

ASA FRESHMAN IN 2012:

- Missed the entire season due to injury.
- Selected to the Patriot League Academic Honor Roll.

HOLY CROSS TRACK & FIELD:

- Competed in jumps and sprints during the 2013-2014 season.
- Placed eighth in the triple jump at the Patriot League indoor championship (13.93 meters) and 15th in the long jump (5.93 meters).
- Came in 15th in the triple jump at the New England indoor championship (13.65 meters).
- Had top marks of 13.93 meters in the triple jump, 6.02 meters in the long jump and 7.49 seconds in the 60-meter dash.

HIGH SCHOOL:

- Spent one postgraduate year at the Loomis Chaffee School in Windsor, Conn., playing for head coach Chuck Reid.
- Previously played for head coach Mickey Finley at Victoria East High School in Victoria, Texas.
- Earned second team All-District honors, in addition to being an Academic All-State selection.
- Served as team captain at both Victoria East and Loomis Chaffee.
- Also a member of the varsity track and field team, earning All-Region honors in the triple jump.

PLAYER PROFILES

PERSONAL:

- Son of Sylvia Martinez.
- Has five brothers (Mario, Demond, Nivory, Malik and Elijah) and two sisters (Claudia and Mia).
- Majoring in Psychology.

MARTINEZ'S DEFENSIVE STATISTICS

YEAR	GP-GS	UT	AT	TT	SACK	TFL	INT	PBU
2013	11-1	25	2	27	0-0	3-5	1-15	2



NICK McBEATH FRESHMAN • 6-1 • 210

LINEBACKER

MIAMI, FLA.

**CHRISTOPHER COLUMBUS H.S.
HIGH SCHOOL:**

- Played for head coach Chris Merritt at Christopher Columbus High School in Miami, Fla.
- Served as team captain during his junior and senior seasons.
- Named All-State and All-County.

- Totaled 78 tackles, seven quarterback sacks, five forced fumbles and five fumble recoveries as a senior.

PERSONAL:

- Son of Chris McBeath and Denise Roig.
- Has two brothers (Anthony and Stephen) and two sisters (Jasmine and Angelia).
- Has not yet declared a major.



MIKE McCAFFREY FRESHMAN • 5-9 • 185

DEFENSIVE BACK

WINCHESTER, MASS.

**BUCKINGHAM BROWNE & NICHOLS
HIGH SCHOOL:**

- Played for head coach John Papas at Buckingham Browne & Nichols School in Cambridge, Mass.
- Served as team captain during his senior season.
- Received first team All-Independent

School League honors as a senior.

- Also lettered in lacrosse.

PERSONAL:

- Son of Jim and Gina McCaffrey.
- Father played basketball at Holy Cross from 1984-1986, and was inducted into the Holy Cross Varsity Club Hall of Fame in 1992.
- Has one brother (James) and one sister (Stephanie).
- Brother, James, is a fifth-year senior on the football team at Boston College.
- Sister, Stephanie, is a senior on the women's soccer team at Boston College.
- Has not yet declared a major.



WILL McGRAIL FRESHMAN • 6-5 • 215 PUNTER

**Ho-Ho-Kus, N.J.
DON BOSCO PREP H.S.
HIGH SCHOOL:**

- Played for head coach Greg Toal at Don Bosco Preparatory High School in Ramsey, N.J.
- Named first team All-Suburban, second team All-League and second team All-County as a senior.

- Helped team win a state championship in 2011 and a league title in 2013.

- Also lettered in basketball.

- Member of National Honor Society.

PERSONAL:

- Son of Brian and Marian McGrail.
- Has one brother (Brendan).
- Has not yet declared a major.



MARK McGUIRE SOPHOMORE • 6-3 • 213

TIGHT END

WOBURN, MASS.

**BOSTON COLLEGE H.S.
AS A FRESHMAN IN 2013:**

- Did not appear in any games.
- Selected to the Patriot League Academic Honor Roll.

HIGH SCHOOL:

- Played for head coach Joe Gaff at Boston College High School in Boston, Mass.

- Served as team captain during his senior season.

- Received Catholic Conference All-Star honors as a senior.

- Helped team to a 10-3 overall record and a Super Bowl title in 2011.

PERSONAL:

- Son of Mark and Bonnie McGuire.
- Has two brothers (Ryan and Tyler) and one sister (Natalie).
- Brother, Ryan, played tight end at Holy Cross from 2004-2008, and was named the 2008 Patriot League Scholar-Athlete of the Year.
- Has not yet declared a major.

PLAYER PROFILES



JAMES McHALE
FRESHMAN • 6-3 • 205

QUARTERBACK
BUCHANAN, N.Y.
FORDHAM PREP SCHOOL

HIGH SCHOOL:

- Played for head coach Pete Gorynski at Fordham Preparatory School in the Bronx, N.Y.
- Served as team captain during senior year.
- The first four-year letterman in school history.

- A two-time All-Catholic High School Football League selection.
- Completed 508 of 677 passes for 4,544 yards and 33 touchdowns during his high school career.
- Helped lead team to the 2011 Catholic High School Football League championship.
- Also lettered in basketball.

PERSONAL:

- Son of James and Jennifer McHale.
- Father was a member of the wrestling team at Cornell.
- Has two brothers (Liam and Aidan).
- Has not yet declared a major.



EMANUEL MENDOZA
SENIOR • 6-6 • 310

OFFENSIVE LINEMAN
BRONX, N.Y.

CARDINAL HAYES H.S.

AS A REDSHIRT JUNIOR IN 2013:

- Saw action in six games along the offensive line, starting twice.
- Earned starts at left tackle against Fordham and Lehigh.
- Also played against Central Connecticut, Georgetown, Harvard and Towson.

- Part of an offensive line which allowed Holy Cross to average 27.0 points, 155.0 rushing yards and 395.3 total yards per game on the season.
- Chosen to the Patriot League Academic Honor Roll.

AS A JUNIOR IN 2012:

- Missed the entire season due to injury, and received a medical redshirt.
- Named to the Patriot League Academic Honor Roll.

AS A SOPHOMORE IN 2011:

- Played in seven games as a backup offensive lineman.
- Part of an offensive line which allowed Holy Cross to average 22.9 points and 400.9 total yards per game.

AS A FRESHMAN IN 2010:

- Did not see any varsity action.
- Selected to the Patriot League Academic Honor Roll.

HIGH SCHOOL:

- Played at for head coach C.J. O'Neill at Cardinal Hayes High School.
- Helped lead Cardinal Hayes to an 8-2 record in 2009, and the 2008 Turkey Bowl championship.
- Nominated for the New York State High School Football Classic.
- Also lettered in both basketball and track.

- Placed third in the Catholic High School Athletic Association championship meet in both the shot put and the discus two years in a row.

PERSONAL:

- Son of Oneida Mendoza.
- Enrolled in the Center for Interdisciplinary and Special Studies.



MATT MILLETT
FRESHMAN • 6-2 • 195

WIDE RECEIVER
MARBLEHEAD, MASS.
MARBLEHEAD H.S.

HIGH SCHOOL:

- Played for head coach Jim Rudloff at Marblehead High School in Marblehead, Mass.
- Named All-Northeastern Conference as a senior.
- Selected to the 2013 *Lynn Daily Item* and

Salem News All-Star teams.

- Threw for 1,604 yards and 18 touchdowns during his senior year.
- Helped lead his team to two Northeastern Conference titles.
- Also lettered in basketball and lacrosse.

PERSONAL:

- Son of C.J. and Lissa Millett.
- Father played football at Holy Cross from 1982-1985.
- Mother was an All-America swimmer at Bowdoin College.
- Has three brothers (Will, Bo and Dewey).
- Has not yet declared a major.



RONALD MILLHOUSE
SOPHOMORE • 5-9 • 164

DEFENSIVE BACK
COLUMBIA, S.C.
IRMO H.S.

AS A FRESHMAN IN 2013:

- Did not appear in any games.

HIGH SCHOOL:

- Played for head coach Bob Hanna at Irmo High School in Lexington, S.C.
- Earned All-Region honors at cornerback during his senior season.

- Recorded 18 tackles, three interceptions and five pass breakups as a senior.

- Totaled 37 tackles, two interceptions, a pass breakup and a forced fumble during his junior year.

- Helped lead team to the 2012 region championship.

- Also lettered in track.

PERSONAL:

- Majoring in Psychology.

PLAYER PROFILES



ANDREW MIZZONI
SENIOR • 6-4 • 224
LINEBACKER
GLOUCESTER, MASS.
GLOUCESTER H.S.

AS A JUNIOR IN 2013:

- Played in four games as a reserve linebacker.
- Made two tackles on the season.
- Recorded a sack against Lafayette.
- Posted one solo tackle at Fordham.

AS A SOPHOMORE IN 2012:

- Saw action in six games as a backup linebacker and on special teams.
- Made two tackles on the season.
- Had a sack for three yards during the victory over Georgetown.
- Posted one solo tackle against Lehigh.

AS A FRESHMAN IN 2011:

- Played in four games as a reserve defensive lineman.
- Had 10-yard sack against Georgetown.
- Made one solo tackle at Fordham.
- Also played in the contests at Lehigh and against Dartmouth.

HIGH SCHOOL:

- Played for head coach Paul Ingram at Gloucester High School.
- Served as team captain during his senior season.
- A two-way starter as both an offensive and defensive lineman.
- Earned Northeast Conference All-Star honors following his junior and senior years.
- Helped lead the team to the Division I state championship in 2009 and 2010, with perfect 13-0 records both years.
- Team posted an overall record of 50-2 during his four-year high school career, with a school-record 26-game winning streak from 2009-2010.
- Also lettered in both lacrosse and track.
- Member of National Honor Society.

PERSONAL:

- Son of Steven and Annmarie Mizzoni.
- Has one sister (Nicole).
- Majoring in Economics.

MIZZONI'S DEFENSIVE STATISTICS

YEAR	GP-GS	UT	AT	TT	SACK	TFL	INT	PBU
2011	4-0	2	0	2	1-10	1-10	0-0	0
2012	6-0	1	1	2	1-3	1-3	0-0	0
2013	4-0	2	0	2	1-3	1-3	0-0	0
TOTAL	14-0	5	1	6	3-16	3-16	0-0	0



ALIM MUHAMMAD
FRESHMAN • 5-10 • 160
DEFENSIVE BACK
St. Louis, Mo.

MARY INSTITUTE & ST. LOUIS COUNTRY DAY
HIGH SCHOOL:

- Played for head coach Josh Smith at Mary Institute and St. Louis Country Day School in St. Louis, Mo.
- Served as team captain during senior year.

- A two-time All-Conference selection.
- Received All-State, All-Metro and All-District honors as a senior.
- Helped lead the team to conference and district titles in 2011, while finishing as the state runner-up.
- Also lettered in basketball.

PERSONAL:

- Son of Debra Colquitt, and Aziz and Melanie Muhammad.
- Father played basketball at Lincoln University.
- Has one brother (Amir) and one sister (Jala).
- Has not yet declared a major.



CHARLIE MURPHY
SENIOR • 6-1 • 230
LINEBACKER
OLD MILL CREEK, ILL.
LAKE FOREST H.S.

AS A JUNIOR IN 2013:

- Missed the entire season due to injury.
- Selected to the Patriot League Academic Honor Roll.

AS A SOPHOMORE IN 2012:

- Played in one game as a backup defensive lineman.

- Made two tackles against Dartmouth.

AS A FRESHMAN IN 2011:

- Did not see any varsity action.

HIGH SCHOOL:

- Played one postgraduate year for head coach Bill Glennon at Phillips Exeter Academy in Exeter, N.H.
- Earned honorable mention All-New England honors at Exeter.
- Previously played for head coach Chuck Spagnoli at Lake Forest High School.
- Named honorable mention All-North Suburban Conference as a senior.
- Recorded 112 total tackles during his junior year, when he helped lead the team to a state playoff appearance.
- Totaled 21 tackles for loss during his high school career.

PERSONAL:

- Son of Sean Murphy and Linda Leffingwell.
- Has two brothers (Tempel and William) and three sisters (Meghan, Isabel and Caroline).
- Majoring in Political Science.

MURPHY'S DEFENSIVE STATISTICS

YEAR	GP-GS	UT	AT	TT	SACK	TFL	INT	PBU
2012	1-0	1	1	2	0-0	0-0	0-0	0

PLAYER PROFILES



JAMES MURRAY
SOPHOMORE • 6-5 • 290
OFFENSIVE LINEMAN
WILMETTE, ILL.

LOYOLA ACADEMY
AS A FRESHMAN IN 2013:

- Did not appear in any games.
- Selected to the Patriot League Academic Honor Roll.

HIGH SCHOOL:

- Played for head coach John Holacek at Loyola Academy in Wilmette, Ill.

- Earned second team All-Chicago Catholic League honors as a senior.
- Helped lead team to the state championship game in 2011 and a semifinal appearance in 2012.
- Selected to the Academic All-Chicago Catholic League team.

PERSONAL:

- Has not yet declared a major.



JEREME MURRAY
SENIOR • 6-1 • 183
WIDE RECEIVER
STATE COLLEGE, PA.
STATE COLLEGE AREA H.S.

AS A JUNIOR IN 2013:

- Played in 10 games as a backup wide receiver and on special teams.
- Caught one pass for 22 yards during the victory at Bucknell.
- Made one tackle and forced a fumble on kickoff coverage against Lafayette.

- Tallied a tackle on kickoff coverage against Colgate.
- Named to the Patriot League Academic Honor Roll.

AS A SOPHOMORE IN 2012:

- Saw action in 10 games at wide receiver, earning two starts.
- Caught 12 passes for 141 yards on the year.
- Posted a season-best four receptions for 74 yards against Fordham.
- Made three catches for 30 yards during the New Hampshire game.
- Caught two passes for 20 yards at Wagner.
- Had one reception against Bucknell, Lehigh and Georgetown.
- Selected to the Patriot League Academic Honor Roll.

AS A FRESHMAN IN 2011:

- Did not see any varsity action.

HOLY CROSS TRACK & FIELD:

- Competed in sprints during the 2013-2014 season.
- In the 60-meter dash, placed 13th at the Patriot League indoor championship (7.20 seconds) and 24th at the New England indoor championship (7.20 seconds).
- Had top times of 6.72 seconds in the 55-meter dash, 7.20 seconds in the 60-meter dash and 24.21 seconds in the 200-meter dash.

HIGH SCHOOL:

- Played for head coach Al Wolski at State College Area High School.
- Received the Kevin Dare Scholarship Award and the Rock Solid Award.
- Helped lead team to three straight district titles from 2008-2010.
- Team finished second in the state in 2009 and advanced to the state quarterfinals in 2010.

- Totaled 201 rushing yards, 330 receiving yards and 227 kickoff return yards during his high school career.
- Also lettered in track.
- Member of National Honor Society.

PERSONAL:

- Son of Jerry and Suzanne Murray.
- Has two sisters (Maura and Jessica).
- Father played baseball at Indiana (Pa.) University.
- Majoring in Physics.

MURRAY'S RECEIVING STATISTICS

YEAR	GP-GS	REC	YARDS	AVG	TD	LONG
2012	10-2	12	141	11.8	0	24
2013	10-0	1	22	22.0	0	22
TOTAL	20-2	13	163	12.5	0	24



RYAN NEUMANN
SENIOR • 5-11 • 214
LINEBACKER
SADDLE RIVER, N.J.
ST. JOSEPH REGIONAL H.S.

AS A JUNIOR IN 2013:

- Played in four games as a reserve linebacker and on special teams.
- Blocked a punt against Georgetown.
- Selected to the Patriot League Academic Honor Roll.

AS A SOPHOMORE IN 2012:

- Saw action in five games as a backup linebacker and on special teams.

AS A FRESHMAN IN 2011:

- Did not see any varsity action.

HIGH SCHOOL:

- Played for head coach Tony Karcich at St. Joseph Regional High School.
- Served as team captain during his senior season.
- Twice named first team All-League and second team All-County.
- Earned All-County honors from the *Bergen Record* and All-Conference honors from the *Newark Star-Ledger*.
- Recorded 74 tackles, seven quarterback sacks and 11 tackles for loss during his senior year.
- Finished his high school career with 125 total tackles, 12 quarterback sacks and 20 tackles for loss.
- Also lettered in lacrosse, and played club rugby for the Bergen Barbarians.
- Member of National Honor Society.

PERSONAL:

- Son of Thomas and GERALYN Neumann.
- Father played football at Muhlenberg College.
- Has two sisters (Allie and Emily).
- Sister, Allie, is a freshman on the Holy Cross women's soccer team.
- Majoring in Economics.

PLAYER PROFILES



LUCAS NIKOLAISEN
SOPHOMORE • 6-5 • 250
TIGHT END
ST. LOUIS, Mo.
DE SMET JESUIT H.S.

AS A FRESHMAN IN 2013:

- Saw action in 11 games at tight end, making four starts.
- Made a tackle following an interception against Georgetown.
- A key blocker who helped Holy Cross average 27.0 points, 155.0 rushing yards and

395.3 total yards per game on the season.

HIGH SCHOOL:

- Played for head coach Pat Mahoney at De Smet Jesuit High School in St. Louis, Mo.
- Earned first team All-Metro Catholic Conference honors in both 2011 and 2012.
- Caught 17 passes for 302 yards and two touchdowns during his senior season.
- Totaled 19 receptions for 275 yards and two scores as a junior.
- Helped lead team to an overall record of 9-4 and a trip to the state semifinals in 2012.

PERSONAL:

- Has not yet declared a major.



MICHAEL O'DWYER
SENIOR • CAPTAIN • 6-0 • 241
RUNNING BACK
DENVER, COLO.
REGIS JESUIT H.S.

AS A JUNIOR IN 2013:

- Saw action in 11 games as a fullback and tight end, starting four times.
- Received the team's Unsung Hero Award, as the player who supported the squad spiritually, emotionally and physically for the good of the team.

- Rushed once for three yards against Towson.
- A key blocker who helped Holy Cross average 27.0 points, 155.0 rushing yards and 395.3 total yards per game on the season.

AS A SOPHOMORE IN 2012:

- Played in all 11 games at fullback, earning three starts.
- Caught four passes for 18 yards.
- Posted a season-high three receptions for 15 yards against Dartmouth.
- Had one catch for three yards at Lafayette.
- Made a tackle on punt coverage during the victory at Georgetown.

AS A FRESHMAN IN 2011:

- Did not see any varsity action.
- Selected to the Patriot League Academic Honor Roll.

HIGH SCHOOL:

- Played for head coach Mark Nolan at Regis Jesuit High School.
- Served as team captain during his junior and senior seasons.
- Earned honorable mention All-State honors as a senior.
- A three-time All-Continental League and Academic All-State selection.

- Recorded 195 tackles with 13 tackles for loss and three forced fumbles at linebacker during his senior year.
 - Finished his high school career with 381 total tackles.
 - Team advanced to the Class AAAAA state finals in 2010, after making it to the quarterfinals in 2009.
 - Also lettered in swimming, where he helped lead the team to two state championships.
 - Member of National Honor Society.
- PERSONAL:**
- Son of Ronny and Debbie O'Dwyer.
 - Has two brothers (Christian and Ronny).
 - Majoring in Economics.

O'DWYER'S RUSHING STATISTICS

YEAR	GP-GS	ATT	YARDS	AVG	TD	LONG
2012	11-3	0	0	0.0	0	0
2013	11-4	1	3	3.0	0	3
TOTAL	22-7	1	3	3.0	0	3

O'DWYER'S RECEIVING STATISTICS

YEAR	GP-GS	REC	YARDS	AVG	TD	LONG
2012	11-3	4	18	4.5	0	8
2013	11-4	0	0	0.0	0	0
TOTAL	22-7	4	18	4.5	0	8



KOBE OSEI-BOATEN
JUNIOR • 6-1 • 245
DEFENSIVE LINEMAN
LEWISVILLE, TEXAS
LEWISVILLE H.S.

AS A SOPHOMORE IN 2013:

- Saw action in six games as a reserve defensive lineman.
- Made seven tackles on the season, including two quarterback sacks.
- Tallied a season-high three tackles with one quarterback sack against Lafayette.

- Registered a quarterback sack in the Bryant game.
- Also had tackles against Central Connecticut, Fordham and Monmouth.

AS A FRESHMAN IN 2012:

- Played in 10 games along the defensive line, earning two starts.
- Totaled 14 tackles on the season, including one sack and two tackles for loss.
- Recorded a season-high four tackles against Lehigh.
- Posted three tackles and a sack during the victory at Georgetown.
- Made three tackles with one tackle for loss against Fordham.
- Had two tackles during the Lafayette game.

HIGH SCHOOL:

- Played for head coach Dick Olin at Lewisville High School.
- Served as team captain during his senior season.
- A two-time All-District selection.
- Also a member of the varsity basketball team.

PERSONAL:

- Son of Joyce Asamoah.
- Has two sisters (Akosua and Nya).
- Majoring in History.

PLAYER PROFILES

OSEI-BOATEN'S DEFENSIVE STATISTICS

YEAR	GP-GS	UT	AT	TT	SACK	TFL	INT	PBU
2012	10-2	8	6	14	1-9	2-10	0-0	0
2013	6-0	5	2	7	2-11	2-11	0-0	0
TOTAL	16-2	13	8	21	3-20	4-21	0-0	0



NICK PIKER
SOPHOMORE • 6-5 • 297
OFFENSIVE LINEMAN
WESTMONT, ILL.

HINSDALE CENTRAL H.S.

AS A FRESHMAN IN 2013:

- Did not appear in any games.
- HOLY CROSS TRACK & FIELD:**
- Competed in the shot put during the 2013-2014 season.
- In the shot put, placed ninth at the Patriot League indoor championship (14.72 meters)

and 18th at the New England indoor championship (14.04 meters).

HIGH SCHOOL:

- Played for head coach Rich Tarka at Hinsdale (Ill.) Central High School.
- Received All-Area honors as a senior, after allowing no sacks all year.
- Helped lead the Red Devils to an overall record of 7-3 and a state play-off appearance during his senior season.
- Also lettered in track and field, twice being named the team's MVP.
- A five-time conference champion in the shot put and the discus.
- School record holder in the discus (182'8").

PERSONAL:

- Son of Gilbert and Barbara Piker.
- Has one brother (Vince).
- Has not yet declared a major.



DAN PROANO
FRESHMAN • 6-2 • 220
LINEBACKER

CHICAGO, ILL.

NOTRE DAME COLLEGE PREP HIGH SCHOOL:

- Played for head coach Michael Hennessey at Notre Dame College Preparatory School in Niles, Ill.
- Served as team captain during his junior and senior seasons.
- Totaled 207 tackles, 29 tackles for loss, 10

forced fumbles, five fumble recoveries, five quarterback sacks and three interceptions during his high school career.

- Named All-East Suburban Catholic Conference as a senior.
- Received Class 8A Academic All-State honors from the Illinois High School Football Coaches Association in 2013.
- Also a member of the varsity track and field team.
- Member of National Honor Society.

PERSONAL:

- Son of Frank and Maria Proano.
- Has one brother (Cristian).
- Has not yet declared a major.



PETER PUJALS
SOPHOMORE • CAPTAIN • 6-2 • 196
QUARTERBACK
GLENVIEW, ILL.
LOYOLA ACADEMY

AS A FRESHMAN IN 2013:

- Enters the season as Holy Cross' all-time leader in career completion percentage (63.6 percent), while standing fourth in pass efficiency rating (134.8), minimum 300 passes.

AS A FRESHMAN IN 2013:

- Played in 10 games at quarterback, starting the final eight contests of the season.

- Selected as the Patriot League Rookie of the Year.
- Placed eighth in the voting for the Jerry Rice Award, as the nation's top freshman.

- Received the Davitt Award as the team's top offensive back.
- Named the Patriot League Rookie of the Week a conference-record five straight times, from Sept. 21-Oct. 19.

- Completed 211 of 332 passes on the season for 2,261 yards and 19 touchdowns, while ranking second on the team in rushing with 136 carries for 469 yards and eight scores.

- Broke the Holy Cross freshman records for completions, pass attempts, passing yards, yards of total offense (2,730) and touchdowns responsible for (27), while tying the freshman mark for touchdown passes.

- Placed fourth on the school single-season list for completion percentage (63.6 percent); seventh in touchdowns responsible for; ninth for completions and yards of total offense; and 10th for touchdown passes and pass efficiency rating (134.8).

- Ranked second in the Patriot League in passing yards and total offense, while standing third in pass efficiency and 10th in rushing yards.

- Stood 13th in the nation in points responsible for, 17th in total offense, 20th in completions, 28th in passing yards and 46th in pass efficiency.

- Hit on 25 of 37 passes for 20 yards and two touchdowns in the win at Dartmouth, while rushing 17 times for a season-high 125 yards and two scores, to earn Sports Network National Freshman of the Week honors.

- Connected on 19 of 29 attempts for 298 yards and three touchdowns in the victory at Bucknell, in addition to running 13 times for 80 yards and three scores, to win the Gridiron Club of Greater Boston Gold Helmet.

- His six touchdowns accounted for in the Bucknell game tied for the second-best single-game mark in school history.

- Completed 33 of 50 passes for season highs of 345 yards and four touchdowns against Harvard.

- His four touchdown passes vs. Harvard tied for the eighth-best single-game mark in school history, while his 33 completions tied for ninth.

HIGH SCHOOL:

- Played for head John Holacek at Loyola Academy in Wilmette, Ill.
- Served as team captain during his senior season.

- Named the 2012 Chicago Catholic League Offensive Player of the Year.
- Earned All-State honors from the Illinois Coaches Association and the *Chicago Tribune* as a senior.

- Helped lead team to the state championship game in 2011, and semifinal appearances in 2010 and 2012.

PLAYER PROFILES

- Also lettered in basketball, serving as team captain in his senior year.
- Earned Academic All-Chicago Catholic League honors three times in football and twice in basketball.

PERSONAL:

- Son of Pedro and Catherine Pujals.
- Has two brothers (James and William).
- Majoring in Psychology.

PUJALS' PASSING STATISTICS

YEAR	GP-GS	COMP-ATT	INT	PCT	YARDS	TD	LONG
2013	10-8	211-332	8	63.6	2261	19	45

PUJALS' RUSHING STATISTICS

YEAR	GP-GS	ATT	YARDS	AVG	TD	LONG
2013	10-8	136	469	3.4	8	58



DIEGO QUINTANAR
SENIOR • 5-10 • 205

LINEBACKER

WINDERMERE, FLA.

WEST ORANGE H.S.

AS A JUNIOR IN 2013:

- Saw action in four games, as a backup cornerback and on special teams.
- Played against Bryant, Central Connecticut, Monmouth and Towson.
- Selected to the Patriot League Academic Honor Roll.

AS A SOPHOMORE IN 2012:

- Played in nine games at cornerback, earning one start (at Lafayette).
- Totaled 18 tackles on the year, with one tackle for loss and three pass breakups.
- Made a season-high five tackles against both Harvard and Lafayette.
- Posted two solo tackles and two pass breakups against Dartmouth.
- Had two tackles against New Hampshire, with one tackle for loss.
- Recorded two solo tackles during the victory over Bucknell.

AS A FRESHMAN IN 2011:

- Saw action in one game, playing on special teams against UMass.

HIGH SCHOOL:

- Played for head coach George Petree at West Orange High School in Winter Garden, Fla.
- Served as team captain during both his junior and senior seasons.
- Member of National Honor Society.

PERSONAL:

- Son of David and Maria Quintanar.
- Has one brother (Rodrigo) and one sister (Sofia).
- Brother, Rodrigo, played football at Univesidad Anahuac in Mexico.
- Enrolled in the Center for Interdisciplinary and Special Studies.

QUINTANAR'S DEFENSIVE STATISTICS

YEAR	GP-GS	UT	AT	TT	SACK	TFL	INT	PBU
2011	1-0	0	0	0	0-0	0-0	0-0	0
2012	9-1	16	2	18	0-0	1-1	0-0	3
2013	4-0	0	0	0	0-0	0-0	0-0	0
TOTAL	14-1	16	2	18	0-0	1-1	0-0	3



SAM RANIERI
JUNIOR • 6-3 • 295

OFFENSIVE LINEMAN

ORLANDO, FLA.

DR. PHILLIPS H.S.

AS A SOPHOMORE IN 2013:

- Saw action in seven games as a reserve offensive lineman, playing in the final seven contests of the season.

AS A FRESHMAN IN 2012:

- Did not see any varsity action.

HIGH SCHOOL:

- Played for head coach Rodney Wells at Dr. Phillips High School.
- Served as team captain during his senior season.
- Selected to play in the 2011 Central Florida All-Star game.
- Team reached the state finals in 2010, and was a regional semifinalist in 2008, 2009 and 2011.

PERSONAL:

- Son of William and Suzanne Ranieri.
- Has one brother (Nicolas).
- Majoring in Chemistry.



KALIF RAYMOND
JUNIOR • 5-9 • 160

WIDE RECEIVER

LAWRENCEVILLE, GA.

GREATER ATLANTA CHRISTIAN SCHOOL

- Enters the season ranked fourth all-time at Holy Cross in career kickoff returns (58) and career kickoff return yards (1,325), sixth in career all-purpose yards per game (96.2) and seventh in career kickoff return average (22.8).

AS A SOPHOMORE IN 2013:

- Saw action in 10 games at wide receiver, starting five times.
- Ranked third on the team with 42 receptions for 400 yards and three touchdowns, while rushing 16 times for 67 yards and a score.
- Led the team with 26 kickoff returns for 548 yards (21.1 avg.), in addition to returning nine punts for 32 yards.
- Finished the season with a team-best 1,047 all-purpose yards.
- Placed sixth on the school single-season list for kickoff returns and seventh for kickoff return yards.
- Ranked sixth in the Patriot League in kickoff return average and all-purpose yards, and ninth in receptions.
- Finished the season 72nd in the nation in all-purpose yards and 77th in kickoff return average.
- Totaled a season-high 206 all-purpose yards in the victory at Bucknell, including four receptions for 73 yards and a touchdown.
- Caught seven passes for 56 yards and a score in the win at Dartmouth.
- Posted seven receptions for 57 yards at Fordham.
- Had seven catches for 55 yards at Lehigh.
- Recorded 148 all-purpose yards against Colgate, with six receptions for 33 yards and a touchdown.

AS A FRESHMAN IN 2012:

- Played in 10 games on the year, mostly as a kickoff and punt returner.
- Selected first team All-Patriot League.

PLAYER PROFILES

- Chosen to the New England Football Writers All-Star team.
- Earned All-Eastern College Athletic Conference honors.
- Named to the *College Sports Journal* National All-Freshman team.
- Returned 32 kickoffs for 777 yards (24.3 avg.) and a touchdown on the year, in addition to bringing back 19 punts for 101 yards (5.3 avg.).
- Placed second on the school single-season list for kickoff return yards.
- Led the Patriot League in kickoff returns, while standing seventh in punt returns and eighth in all-purpose yards.
- Ranked 35th in the nation in kickoff returns and 51st in punt returns.
- Had three kickoff returns for 112 yards at Lafayette, including an 80-yard return for a touchdown.
- Named Patriot League Rookie of the Week after the Harvard game, for returning eight kickoffs for 156 yards and two punts for 35 yards.
- Brought back eight kickoffs for 178 yards at Colgate.
- Set a new Holy Cross single-game record with eight kickoff returns against both Harvard and Colgate.
- Placed third and eighth on the Holy Cross single-game list for kickoff return yards, with his games against Colgate (178) and Harvard (156).

HIGH SCHOOL:

- Played for head coach Tim Cokely at the Greater Atlanta Christian School in Norcross, Ga.
- Served as team captain during senior year.
- Caught 30 passes for 511 yards and nine touchdowns during his high school career.
- Also a member of the varsity track and wrestling teams.
- Member of the 4x100-meter relay team that set a school record with a time of 42.92 seconds in 2011.
- The 2009 Area champion and 2008 County champion in wrestling.

PERSONAL:

- Son of Eric Raymond and Kim Ly.
- Has one brother (Mason) and two sisters (Sydea and Madison).
- Majoring in Economics.

RAYMOND'S RECEIVING STATISTICS

YEAR	GP-GS	REC	YARDS	AVG	TD	LONG
2012	10-0	0	0	0.0	0	0
2013	10-5	42	400	9.5	3	37
TOTAL	20-5	42	400	9.5	3	37

RAYMOND'S RUSHING STATISTICS

YEAR	GP-GS	ATT	YARDS	AVG	TD	LONG
2012	10-0	0	0	0.0	0	0
2013	10-5	16	67	4.2	1	13
TOTAL	20-5	16	67	4.2	1	13



MICHAEL REARDON

SENIOR • 6-2 • 207

QUARTERBACK

LITTLE SILVER, N.J.

RED BANK REGIONAL H.S.

AS A JUNIOR IN 2013:

- Did not make any game appearances.

AS A SOPHOMORE IN 2012:

- Did not appear in any games.
- Selected to the Patriot League Academic Honor Roll.

AS A FRESHMAN IN 2011:

- Did not see any varsity action.

HIGH SCHOOL:

- Attended Red Bank Regional High School in Little Silver, N.J.
- Earned Academic All-Shore Conference honors.

PERSONAL:

- Majoring in Economics.



PAT RESTREPO

SENIOR • 6-4 • 290

OFFENSIVE LINEMAN

CHESTER SPRINGS, PA.

DOWNINGTOWN EAST H.S.

AS A JUNIOR IN 2013:

- Saw action in four games as a backup offensive lineman.
- Played against Bryant, Bucknell, Central Connecticut and Georgetown.
- Selected to the Patriot League Academic Honor Roll.

AS A SOPHOMORE IN 2012:

- Played in nine games along the offensive line, earning two starts.
- Started at left tackle against Dartmouth, and at right tackle vs. Harvard.
- Part of an offensive line which allowed the Crusaders to average 21.2 points and 343.5 total yards per game on the season.

AS A FRESHMAN IN 2011:

- Did not see any varsity action.

HIGH SCHOOL:

- Played for head coach Mike Matta at Downingtown East High School.
- Served as team captain during his senior season.
- A second team All-State selection as a senior.
- Named first team All-Conference in 2010, after being a second team selection in 2009.
- Selected first team All-Area and first team All-Southeastern Pennsylvania following senior year.
- Helped lead team to three straight Ches-Mont League championships, with trips to the 2009 district semifinals and 2010 district quarterfinals.
- Member of National Honor Society.

PERSONAL:

- Son of John and Mary Beth Restrepo.
- Has three brothers (Clark, Lucas and Ross).
- Majoring in Political Science.



ANDREW RHODES

JUNIOR • 5-11 • 192

PLACEKICKER

ST. LOUIS, Mo.

ST. LOUIS PRIORY H.S.

AS A SOPHOMORE IN 2013:

- Did not appear in any games.
- Selected to the Patriot League Academic Honor Roll.

AS A FRESHMAN IN 2012:

- Played for the Holy Cross men's soccer team.

PLAYER PROFILES

HOLY CROSS SOCCER:

- Played in 15 games with eight starts during the 2012 season.
- Tallied four points in 2012 with one goal and two assists.
- Named to the 2012 Patriot League Academic Honor Roll.

HIGH SCHOOL:

- Played one season of varsity football for head coach Marty Combs at the St. Louis Priory School.
- Received honorable mention All-League honors in 2011.
- Also a member of the varsity soccer, basketball and track teams.
- Captain on the soccer team as a senior.
- Named first team All-League and All-State in soccer as a senior, while being selected as the Missouri Class 2 Offensive Player of the Year.
- Finished high school soccer career with 55 goals and 19 assists.
- Soccer team went 27-0 during his senior year, winning the Missouri Class 2 state championship and finishing the year 13th nationally in the ESPN Powerade Fab 50 rankings.

PERSONAL:

- Son of James and Mary Rhodes.
- Has one sister (Mary Clare) and two brothers (Matthew and John).
- Majoring in Economics.



KYLE ROBBINS SENIOR • 6-0 • 207

**LINEBACKER
KINNELON, N.J.
KINNELON H.S.**

AS A JUNIOR IN 2013:

- Saw action in four contests as a reserve tailback and on special teams.
- Carried the ball twice for five yards during the victory at Bucknell.

AS A SOPHOMORE IN 2012:

- Played in nine games, as a backup

linebacker and on special teams.

- Made two tackles on the season.
- Had one solo tackle at Colgate.
- Recorded a tackle at Georgetown.

AS A FRESHMAN IN 2011:

- Did not see any varsity action.

HIGH SCHOOL:

- Played for head coach Kevin White at Kinnelon High School.
- Served as team captain during his senior season.
- Named third team All-State and second team All-County as a senior.
- Earned first team All-Northwest New Jersey Athletic Conference honors in 2010, after being a second team selection in 2009.
- Rushed for 1,500 yards on 168 carries during his senior year.
- Totaled over 3,000 rushing yards and 35 touchdowns during his high school career.
- Set a school record by rushing for 187 yards on six carries in a single quarter.

PERSONAL:

- Son of William and Ann Lisa Robbins.
- Has two brothers (Sean and Jake).
- Majoring in Economics.

ROBBINS' DEFENSIVE STATISTICS

YEAR	GP-GS	UT	AT	TT	SACK	TFL	INT	PBU
2012	9-0	1	1	2	0-0	0-0	0-0	0
2013	4-0	0	0	0	0-0	0-0	0-0	0
TOTAL	13-0	1	1	2	0-0	0-0	0-0	0



RYAN SCHNIEBER SENIOR • 6-4 • 305

**OFFENSIVE LINEMAN
CINCINNATI, OHIO
ST. XAVIER H.S.**

AS A JUNIOR IN 2013:

- Started all 12 games at right guard.
- Key part of an offensive line which paved the way for Holy Cross to average 27.0 points, 155.0 rushing yards and 395.3 total yards per game on the season.
- Helped the Crusaders to finish with 1,860

rushing yards as a team, their highest total since running for 1,927 yards in 1991.

AS A SOPHOMORE IN 2012:

- Missed the entire season due to injury.
- Selected to the Patriot League Academic Honor Roll.

AS A FRESHMAN IN 2011:


- Did not see any varsity action.

HIGH SCHOOL:

- Played for head coach Steve Specht at St. Xavier High School.
- Team won the Greater Catholic League South championship and the city championship in 2009, while finishing as a regional semifinalist.
- Also lettered in track and field, throwing the shot put and the discus.
- Helped lead the track and field team to a district championship.

PERSONAL:

- Son of Mark and Ginny Schnieber.
- Has two brothers (Matt and Tim) and one sister (Sarah).
- Sister, Sarah, was a member of the swimming team at Duquesne.
- Majoring in Political Science.



MICHAEL SHEWCHUK SENIOR • 6-3 • 215

**WIDE RECEIVER
CHICAGO, ILL.
TAFT H.S.**

AS A JUNIOR IN 2013:

- Played in one game as a backup quarter-back, seeing action at Central Connecticut.
- Chosen to the Patriot League Academic Honor Roll.
- Received the team's Coaches Award, as the player who showed outstanding effort for the

good of the squad in weekly preparations throughout the season.

AS A SOPHOMORE IN 2012:

- Did not appear in any games.
- Named to the Patriot League Academic Honor Roll.

PLAYER PROFILES

AS A FRESHMAN IN 2011:

- Did not see any varsity action.
- Selected to the Patriot League Academic Honor Roll.

HIGH SCHOOL:

- Played for head coach Matthew Walsh at Taft High School.
- Earned All-Conference honors in both 2009 and 2010.
- Selected All-City as a senior.
- Completed 69 of 143 passes for 1,029 yards and 12 touchdowns in 2010, while rushing for 212 yards and eight scores on 39 attempts.
- Hit on 139 of 287 career pass attempts for 2,182 yards and 28 scores.
- Led team to state playoffs during his junior and senior seasons.
- Named the *Chicago Sun-Times* Football Star of the Week in 2009, after throwing for 275 yards and three touchdowns in a win over Gage Park.
- Also lettered in baseball, helping lead team to the school's first-ever regional championship in 2009.
- Member of National Honor Society.

PERSONAL:

- Son of Todd and Vita Shewchuk.
- Has one sister (Julianna).
- Majoring in English.



LOGAN SILVER SENIOR • 6-0 • 209

DEFENSIVE BACK
EUGENE, ORE.
MARIST CATHOLIC H.S.

AS A JUNIOR IN 2013:

- Played in all 12 games at free safety, starting five times.
- Ranked fourth on the team with 51 tackles on the season, including 43 solo stops and one tackle for loss.
- Stood 41st in the Patriot League in tackles.

- Led the team with a season-high 11 tackles in the win at Bucknell.
- Made nine tackles and broke up a pass in the victory at Dartmouth.
- Recorded six solo tackles against Harvard.
- Totaled six tackles against Lafayette and four tackles against Towson.
- Finished with three tackles and a pass breakup in the victory at Central Connecticut.

AS A SOPHOMORE IN 2012:

- Started 10 games at free safety.
- Totaled 36 tackles on the season, with one sack, two tackles for loss, two interceptions and two pass breakups.
- Ranked eighth in the Patriot League in passes defended and 10th in interceptions.
- Finished the season 92nd in the nation in passes defended.
- Recorded four tackles and an interception in the victory over Bucknell.
- Totaled two solo tackles, a quarterback sack, an interception and two pass breakups during the Dartmouth game.
- Posted five tackles and two pass breakups against New Hampshire.
- Made five solo tackles with one tackle for loss at Colgate.
- Broke up two passes and made one solo tackle against Lehigh.
- Had four tackles against Brown, Harvard and Georgetown.

AS A FRESHMAN IN 2011:

- Played in six games, as a reserve defensive back and on special teams.
- Returned a kickoff for 19 yards during the victory over Fordham.
- Had a nine-yard kickoff return in the win over Dartmouth.

HIGH SCHOOL:

- Played for head coach Frank Geske at Marist Catholic High School.
- Served as team captain during his senior season.
- Named the Offensive Player of the Year in the state of Oregon in 2010.
- A two-time first team All-State and first team All-Conference selection.
- As a quarterback, totaled 2,876 passing yards, 1,911 rushing yards and 66 touchdowns as a senior.
- Helped lead team to state championships in 2007 and 2009, and a state runner-up finish in 2010.
- Also lettered in baseball and track, earning first team All-Conference honors in both sports.
- Member of National Honor Society.

PERSONAL:

- Son of Shelly Silver.
- Has three sisters (Morgan, Karson and Brittan).
- Majoring in Spanish.

SILVER'S DEFENSIVE STATISTICS

YEAR	GP-GS	UT	AT	TT	SACK	TFL	INT	PBU
2011	6-0	0	0	0	0-0	0-0	0-0	0
2012	10-10	28	8	36	1-8	2-11	2-16	6
2013	12-5	43	8	51	0-0	1-2	0-0	2
TOTAL	28-15	71	16	87	1-8	3-13	2-16	8



JAYKE SIMSHEUSER FRESHMAN • 6-4 • 250

TIGHT END
LEE'S SUMMIT, Mo.
ROCKHURST H.S.

HIGH SCHOOL:

- Played for head coach Tony Severino at Rockhurst High School in Kansas City, Mo.
- Served as team captain during his senior season.
- Named to the 810 Varsity Elite 81 first team.

- Helped lead team to two district championships (2011 and 2012) and one sectional title (2011).

- Also a member of the varsity basketball and track and field teams.

PERSONAL:

- Son of John and Molly Simsheuser.
- Has one brother (Ty).
- Has not yet declared a major.



RYAN SMITH JUNIOR • 6-4 • 220

LINEBACKER
UNION, KY.
RYLE H.S.

AS A SOPHOMORE IN 2013:

- Played in 10 games as a reserve linebacker and on special teams.
- Made five tackles on the season.
- Had tackles against Central Connecticut, Dartmouth, Harvard, Bucknell and Lehigh.

PLAYER PROFILES

- Selected to the Patriot League Academic Honor Roll.
- AS A FRESHMAN IN 2012:**
- Saw action in two games, as a backup linebacker and on special teams.
- Played against New Hampshire and Brown.

HIGH SCHOOL:

- Played for head coach Bryson Warner at Ryle High School.
- Named the Northern Kentucky Athletic Conference Player of the Year as a senior.
- Earned first team All-Star honors from the Northern Kentucky Coaches Association.
- Totaled 74 tackles, three forced fumbles and three interceptions during his senior year, while catching 25 passes for 563 yards and four touchdowns on offense.
- Also lettered in basketball.
- Served as captain of the football and basketball teams in senior year.

PERSONAL:

- Son of Michael and Donnaly Smith.
- Has one brother (Grant) and one sister (Carly).
- Father played both baseball and basketball at Siena Heights University, and was inducted into the school's Athletic Hall of Fame in 2004.
- Majoring in Political Science.

SMITH'S DEFENSIVE STATISTICS

YEAR	GP-GS	UT	AT	TT	SACK	TFL	INT	PBU
2012	2-0	0	0	0	0-0	0-0	0-0	0
2013	10-0	4	1	5	0-0	0-0	0-0	0
TOTAL	12-0	4	1	5	0-0	0-0	0-0	0



TIM SMITH
FRESHMAN • 6-2 • 225
RUNNING BACK
DARTMOUTH, MASS.
DARTMOUTH H.S.
HIGH SCHOOL:

- Played for head coach Richard White at Dartmouth High School in Dartmouth, Mass.
- Served as team captain during his senior season.
- A two-time Old Colony League All-Star.

- Named a *New Bedford Standard-Times* second team All-Star in 2013.
- Also lettered in both indoor and outdoor track and field.

PERSONAL:

- Son of Mark and Kim Smith.
- Father was on the track and field team at the University of Michigan.
- Has three brothers (Brendan, Cooper and William) and one sister (Katherine).
- Brother, Brendan, is a junior on the football team at the Massachusetts Maritime Academy.
- Grandfather, Jack McCarthy, played baseball at Holy Cross from 1965-1967.
- Has not yet declared a major.



CHARLIE STEELE
FRESHMAN • 6-8 • 303
OFFENSIVE LINEMAN
MELROSE, MASS.
MELROSE H.S.
HIGH SCHOOL:

- Spent one postgraduate year at Suffield Academy in Suffield, Conn., playing for head coach Drew Gamere.
- Helped lead Suffield to a perfect 9-0 record and the 2013 Colonial League title.
- Previously played for head coach Tim

Morris at Melrose High School in Melrose, Mass.

- Played basketball at both Suffield and Melrose.
- Also a thrower on the track and field team at Melrose.

PERSONAL:

- Son of Peter and Heidi Steele.
- Has one sister (Anna).
- Has not yet declared a major.



PATRICK STEWART
FRESHMAN • 6-0 • 250
DEFENSIVE LINEMAN
POTOMAC, MD.
GEORGETOWN PREP SCHOOL
HIGH SCHOOL:

- Played for head coach Dan Paro at Georgetown Preparatory School in North Bethesda, Md.
- Served as team captain during his senior season.
- Received third team All-State honors.

- Selected second team All-*Gazette* for Montgomery County in 2013.
- Also served as captain of the wrestling team.

PERSONAL:

- Son of Bruce and Laretta Stewart.
- Mother and father both graduated from Holy Cross.
- Has two brothers (Connor and Riley) and one sister (Cate).
- Has not yet declared a major.



CHASE STRATTON
FRESHMAN • 5-11 • 185
DEFENSIVE BACK
ALPHARETTA, GA.
ALPHARETTA H.S.
HIGH SCHOOL:

- Played for head coach Jason Dukes at Alpharetta High School in Alpharetta, Ga.
- Served as team captain during his senior season.
- Earned first team All-Region 6-AAAAAA honors as a senior.

- Named All-North Fulton by both the *Atlanta Journal Constitution* and the *Alpharetta Revue & News*.

PLAYER PROFILES

- Totaled 44 solo tackles, two forced fumbles, two fumble recoveries and a team-high three interceptions as a senior.
- Helped lead team to two Region 6-AAAAAA championships.
- Also lettered in baseball.

PERSONAL:

- Son of Todd and JoWren Stratton.
- Has one sister (Addison) and one brother (Sam).
- Has not yet declared a major.



SHANE TAYLOR
SENIOR • 5-11 • 177
WIDE RECEIVER
ST. PAUL, MINN.

CONCORDIA ACADEMY
AS A JUNIOR IN 2013:

- Saw action in eight games as a reserve wide receiver and on special teams.

AS A SOPHOMORE IN 2012:

- Played in three games as a backup wide receiver and on special teams.
- Had one kickoff return against Dartmouth.

- Also played in the New Hampshire and Harvard games.

AS A FRESHMAN IN 2011:

- Did not see any varsity action.

HIGH SCHOOL:

- Played for head coach Brian Brown at Concordia Academy.
- Earned first team All-State honors as a senior, after being an honorable mention All-State selection as a junior.
- A two-time first team All-Conference selection.
- Led the state of Minnesota with 1,160 receiving yards as a senior, in addition to totaling 59 catches and 13 touchdowns.
- Finished his high school career with 114 receptions for 1,916 yards and 21 touchdowns.
- Also lettered in basketball, twice earning first team All-Conference honors.
- Served as team captain during his senior season.

PERSONAL:

- Son of Keith and Mary Taylor.
- Has three brothers (Andre, Julius and Aaron).
- Father ran track at Lawrence University.
- Brother, Aaron Stecker, played football at Western Illinois University and in the National Football League for 10 seasons.
- Brother, Andre Taylor, played football at the University of St. Thomas.
- Brother, Julius Stecker, played basketball at Wisconsin-Fox Valley.
- Majoring in Political Science.



SHANE THOMPSON
SENIOR • 6-1 • 227
LINEBACKER
LONG VALLEY, N.J.
WEST MORRIS CENTRAL H.S.

AS A JUNIOR IN 2013:

- Did not make any game appearances.

AS A SOPHOMORE IN 2012:

- Did not appear in any games.

AS A FRESHMAN IN 2011:

- Did not see any varsity action.

HIGH SCHOOL:

- Played for head coach Kevin Hennelly at West Morris Central High School.
- Served as team captain during senior year.
- Helped lead the team to the state championship in 2009, along with state semifinal appearances in 2008 and 2010.
- A two-time first team All-State Group III selection.
- Named first team All-County and first team All-Area in 2009 and 2010.
- Totaled 102 tackles, three forced fumbles and two pass breakups during his senior year.
- Set a school single-season record with 132 tackles as a junior.
- Finished his high school career with 243 tackles, in addition to rushing for 2,197 yards as a fullback.
- Also lettered in baseball, earning All-Conference honors.

PERSONAL:

- Son of Craig and Debbie Thompson.
- Has one brother (Connor) and two sisters (Amanda and Emily).
- Father played football at the College of New Jersey.
- Majoring in History.



JOHN TURNER
JUNIOR • 5-11 • 214
LINEBACKER
RIDGEFIELD, CONN.
RIDGEFIELD H.S.

AS A SOPHOMORE IN 2013:

- Saw action in 10 games as a reserve linebacker and on special teams.

- Totaled four tackles on the season.

- Made tackles against Bryant, Central Connecticut, Harvard and Lafayette.

AS A FRESHMAN IN 2012:

- Did not see any varsity action.

HIGH SCHOOL:

- Played for head coach Kevin Callahan at Ridgefield High School.
- Served as team captain during senior year.
- Named first team All-Fairfield County Interscholastic Athletic Conference in both 2010 and 2011.
- Totaled 142 tackles, five quarterback sacks and four interceptions during his high school career.
- Also rushed for 1,126 career yards and 15 touchdowns on offense.

PERSONAL:

- Son of John and Kate Turner.
- Has two brothers (James and Michael) and one sister (Anna).

PLAYER PROFILES

- Father was a member of the swimming team at both the University of Massachusetts and the University of Kentucky.
- Mother was a member of the swimming team at UMass.
- Majoring in Economics.

TURNER'S DEFENSIVE STATISTICS

YEAR	GP-GS	UT	AT	TT	SACK	TFL	INT	PBU
2013	10-0	3	1	4	0-0	0-0	0-0	0



AHMAD TYLER

FRESHMAN • 6-3 • 180

WIDE RECEIVER
KANSAS CITY, KAN.
ROCKHURST (Mo.) H.S.

HIGH SCHOOL:

- Played for head coach Tony Severino at Rockhurst High School in Kansas City, Mo.
- Helped team to a perfect 14-0 record and a state championship during his freshman season.
- Later helped lead the team to two district

championships (2011 and 2012) and one sectional title (2011).

- Also a member of the varsity basketball and track and field teams.

PERSONAL:

- Son of Sean Tyler and Tamara Nelson.
- Father played football at Langston University.
- Has one sister (Anissa).
- Has not yet declared a major.



CHASE ULLMAN

SENIOR • 6-2 • 234

LINEBACKER
FORT LAUDERDALE, FLA.
PINE CREST SCHOOL

AS A JUNIOR IN 2013:

- Saw action in all 12 games at outside linebacker, starting three times.
- Totaled 13 tackles on the season, including 10 solo stops and one quarterback sack.
- Recorded a season-best five tackles during the victory at Central Connecticut.

- Made a pair of tackles in the win at Bucknell.
- Registered a nine-yard quarterback sack against Harvard.
- Tallied a tackle and a pass breakup against Monmouth.
- Made one tackle and blocked a punt against Lafayette.
- Had one tackle and a 14-yard kickoff return at Fordham.

AS A SOPHOMORE IN 2012:

- Played in 11 games at outside linebacker, earning six starts.
- Totaled 19 tackles on the season, including 13 solo stops and one sack.
- Posted a season-best six total tackles against New Hampshire.
- Recorded three total tackles at Colgate.
- Made two solo tackles with one quarterback sack against Fordham.
- Also had two tackles against Brown, Dartmouth and Harvard.

AS A FRESHMAN IN 2011:

- Did not see any varsity action.

HIGH SCHOOL:

- Played for head coach Jim Pletcher at Pine Crest School.
- Served as team captain during senior year.
- Earned second team All-County honors.
- Totaled 150 tackles and eight quarterback sacks over the course of his high school career.
- Also lettered in lacrosse, earning second team All-County and second team All-League honors.
- Helped lead lacrosse team to three district runner-up finishes.

PERSONAL:

- Majoring in Economics.

ULLMAN'S DEFENSIVE STATISTICS

YEAR	GP-GS	UT	AT	TT	SACK	TFL	INT	PBU
2012	11-6	13	6	19	1-9	1-9	0-0	0
2013	12-3	10	3	13	1-9	1-9	0-0	1
TOTAL	23-9	23	9	32	2-18	2-18	0-0	1



ALEX WAKED

JUNIOR • 5-11 • 201

RUNNING BACK
HUNTINGTON BEACH, CALIF.
MARINA H.S.

AS A SOPHOMORE IN 2013:

- Did not appear in any games.

AS A FRESHMAN IN 2012:

- Played in three games on special teams.
- Saw action against Lehigh, Wagner and Georgetown.

HIGH SCHOOL:

- Played for head coach George Pascoe at Marina High School.
- Served as team captain during his senior season.
- A two-time All-Sunset League selection.
- Chosen as one of the Top 10 Running Backs to Watch in Orange County in 2011.
- Rushed for 2,083 yards on 418 carries during his high school career, while totaling 20 touchdowns.
- Also a member of the varsity basketball team.

PERSONAL:

- Son of Joseph and Diane Waked.
- Has one brother (Joseph) and two sisters (Christina and Courtney).
- Has not yet declared a major.



DIQUAN WALKER

FRESHMAN • 5-10 • 180

RUNNING BACK
CLEARWATER, FLA.
CENTRAL CATHOLIC H.S.

HIGH SCHOOL:

- Played for head coach John Davis at Clearwater Central Catholic High School in Clearwater, Fla.
- Served as team captain during his senior season.
- A two-time All-Pinellas County selection.

PLAYER PROFILES

- Rushed for 2,276 yards and 30 touchdowns during his high school career, while totaling 2,595 all-purpose yards.
- Led team to a state runner-up finish as a senior, and the state semifinals as a junior.
- Also a captain of the track and field team, placing first in the region and second in the state in the long jump.

PERSONAL:

- Son of Shekina Walker.
- Has one brother (Darius) and one sister (Kyaundra).
- Brother, Darius Daniels, is a senior on the football team at Assumption.
- Has not yet declared a major.



LAWTON WARD
FRESHMAN • 5-11 • 190
LINEBACKER
MARIETTA, GA.
MARIETTA H.S.
HIGH SCHOOL:

- Played for head coach Scott Burton at Marietta High School in Marietta, Ga.
- Served as team captain during his sophomore, junior and senior seasons.
- A two-time second team All-Region selection.

- Totaled 220 tackles, nine quarterback sacks, three fumble recoveries and four interceptions during his high school career.
- Set a school record by returning an interception 99 yards for a touchdown against South Cobb in 2013.
- Also a member of the varsity wrestling team.

PERSONAL:

- Son of Ann Brevard Ward, and Tim and Pandy Ward.
- Father played football at the University of West Alabama.
- Has four brothers (Stephen, Andrew, John and Will) and two sisters (Brevard and Sarah Grace).
- Has not yet declared a major.



ZANE WASP
SOPHOMORE • 6-0 • 172
PLACEKICKER
PORT WASHINGTON, N.Y.
CHAMINADE H.S.
AS A FRESHMAN IN 2013:

- Did not appear in any games.

HIGH SCHOOL:

- Played for head coach Stephen Boyd at Chaminade High School in Mineola, N.Y.
- Selected to the 2012 Kicking World High School All-America team.

- Received first team All-Long Island and All-Nassau County honors from *Newsday*.
- Earned first team All-Metro honors from MSG Varsity.
- Named All-Borough by the *New York Daily News*.
- Scored 61 points during his senior year, hitting five of eight field goals and 44 of 46 extra points.

- Also averaged 65 yards on kickoffs, with touchbacks on 70 percent of his kicks.
- Helped lead team to the 2012 state championship, kicking a 33-yard field goal with 47.6 seconds remaining in the title game to defeat St. Anthony's 17-16.
- Played for the Long Island All-Stars in the 2013 Empire Challenge.
- Member of National Honor Society.

PERSONAL:

- Son of Kevin Wasp and Maureen Going.
- Has one brother (Declan) and one sister (Madeleine).
- Has not yet declared a major.



DON WEBBER
JUNIOR • 5-11 • 195
WIDE RECEIVER
DUXBURY, MASS.
DUXBURY H.S.
AS A SOPHOMORE IN 2013:

- Missed the entire season due to injury.
- AS A FRESHMAN IN 2012:**
- Did not see any varsity action.

HIGH SCHOOL:


- Played for head coach Dave Maimaron at Duxbury High School.

- Served as team captain during senior year.
- A two-time All-Scholastic selection by the *Boston Globe*, *Boston Herald* and *Quincy Patriot-Ledger*.
- Earned All-Patriot League honors in both 2010 and 2011.
- Helped lead team to three state championships in his four years on the varsity, with a 26-game winning streak and an overall record of 48-3.
- Set Duxbury career records with 106 receptions for 1754 yards and 21 touchdowns.
- Broke the school single-season records with 52 catches (2010), 921 receiving yards (2010) and 11 touchdown receptions (2011).
- Also a sprinter on the track team, earning All-Patriot League honors.
- Member of National Honor Society.

PERSONAL:

- Son of Don and Lisa Webber.
- Has one brother (Max).
- Father played basketball at the United States Military Academy, and was a member of the U.S. national handball team.
- Majoring in English.

PLAYER PROFILES



JAKE WIECZOREK
SOPHOMORE • 6-0 • 193
WIDE RECEIVER
CUMMING, GA.
WEST FORSYTH H.S.

AS A FRESHMAN IN 2013:

- Saw action in all 12 games as a wide receiver and kickoff returner.
- Caught 12 passes for 215 yards and two touchdowns on the season.
- Brought back 16 kickoffs for 320 yards, good for an average of 20.0 yards per return.

- Also rushed twice for 13 yards and returned two punts for 23 yards.
- Ranked seventh in the Patriot League and 85th in the nation in kickoff return average.
- Tallied two receptions for 42 yards and a touchdown in the win at Dartmouth, while totaling a season-best 114 all-purpose yards.
- Had a season-high three catches for 40 yards against Harvard.
- Caught a 12-yard touchdown pass in the Georgetown game.
- Returned six kickoffs for 109 yards against Towson, to tie for fifth place on the school single-game list for kickoff returns.
- Selected to the Patriot League Academic Honor Roll.

HIGH SCHOOL:

- Played for head coach Frank Hepler at West Forsyth High School in Cumming, Ga.
- Served as team captain during senior year.
- Named second team All-State in 2011.
- Selected as the 2011 County Offensive Player of the Year.
- A two-time first team All-County and first team All-Region selection.
- Caught 46 passes for 893 yards and eight touchdowns during his senior year, in addition to rushing 127 times for 1,195 yards and 13 scores.
- Also lettered in track and field, serving as team captain.
- Member of National Honor Society.

PERSONAL:

- Son of Jason Wieczorek and Claire Smith.
- Has one brother (Christopher) and one sister (Hillary).
- Has not yet declared a major.

WIECZOREK'S RECEIVING STATISTICS

YEAR	GP-GS	REC	YARDS	AVG	TD	LONG
2013	12-0	12	215	17.9	2	45

WIECZOREK'S RUSHING STATISTICS

YEAR	GP-GS	ATT	YARDS	AVG	TD	LONG
2013	12-0	3	13	4.3	0	8



KYLE YOUNG
SOPHOMORE • 6-0 • 214
LINEBACKER
ROXBURY, N.J.
ROXBURY H.S.

AS A FRESHMAN IN 2013:

- Played in 11 games at outside linebacker, starting four times.
- Totaled 32 tackles on the season, including 25 solo stops and one tackle for loss.
- Also recorded one interception and two forced fumbles on the year.

- Ranked fourth in the Patriot League in forced fumbles.
- Recorded five tackles in the win at Dartmouth, with one tackle for loss and two forced fumbles, to earn Patriot League Defensive Player of the Week and USA Football National Rookie of the Week honors.
- Led the team with a season-best 10 tackles in the victory at Central Connecticut, and was named the Patriot League Rookie of the Week.
- Made two tackles and returned an interception 79 yards for a touchdown during the win at Bucknell.
- Tallied five tackles against Harvard.
- Totaled four solo tackles in the Fordham game.

HIGH SCHOOL:

- Played for head coach Cosmo Lorusso at Roxbury High School in Succasunna, N.J.
- Served as team captain during senior year.
- Received first team All-Area, first team All-Conference and second team All-County honors as a senior.
- Totaled 51 tackles during his senior year, in addition to rushing for 625 yards and nine touchdowns on offense.
- Helped lead team to an 11-1 overall record and the state championship as a senior.
- Named second team All-Conference in sophomore and junior seasons.
- Also lettered in both baseball and track.
- Earned first team All-Morris County honors in track, and set a new school record in the 55-meter dash (6.72 seconds).

PERSONAL:

- Son of Kevin and Jackie Young.
- Has one brother (Connor) and one sister (Kelsey).
- Majoring in Mathematics.

YOUNG'S DEFENSIVE STATISTICS

YEAR	GP-GS	UT	AT	TT	SACK	TFL	INT	PBU
2013	11-4	25	7	32	0-0	1-1	1-79	0

PLAYER PROFILES



JOHN ZAKRZEWSKI
JUNIOR • 6-1 • 220
LINEBACKER

TRAVERSE CITY, MICH.
ST. FRANCIS H.S.

AS A SOPHOMORE IN 2013:

- Played in all 12 games as a reserve inside linebacker and on special teams.
- Totaled 20 tackles on the year, including 19 solo stops and one tackle for loss.
- Made four solo tackles and broke up a pass in the Harvard game.

- Tallied four solo tackles against Lafayette.
- Had three tackles and a fumble recovery in the victory at Dartmouth.
- Recorded three tackles at Fordham, with a seven-yard tackle for loss.
- Made two tackles in the wins over Central Connecticut and Bucknell.

AS A FRESHMAN IN 2012:

- Saw action in four games on special teams.
- Played against Fordham, Lehigh, Wagner and Georgetown.

HIGH SCHOOL:

- Spent one postgraduate year at the Taft School in Watertown, Conn., playing for head coach Panos Voulgaris.
- Helped lead Taft to an undefeated season and the Class A New England Prep School championship in 2011.
- Previously played for head coach Greg Vaughan at St. Francis High School.
- Served as team captain during his senior season.
- Named All-State by the *Detroit Free Press* and *Detroit News* in 2010.
- Earned All-Lake Michigan Conference honors as a senior.
- Helped lead St. Francis to state championships in 2008 and 2009.
- Totaled 125 tackles during his high school career.
- Had 1,344 career rushing yards and 352 career receiving yards on offense, while scoring 25 touchdowns.
- Also a member of the varsity track and basketball teams.
- Member of National Honor Society.

PERSONAL:

- Son of Tim and Helen Zakrzewski.
- Has one brother (Matt) and one sister (Krysta).
- Brother, Matt, played football at Indiana.
- Majoring in Chemistry.

ZAKRZEWSKI'S DEFENSIVE STATISTICS

YEAR	GP-GS	UT	AT	TT	SACK	TFL	INT	PBU
2012	4-0	0	0	0	0-0	0-0	0-0	0
2013	12-0	19	1	20	0-0	1-7	0-0	1
TOTAL	16-0	19	1	20	0-0	1-7	0-0	1



TYLER ZEOLI
SENIOR • 6-1 • 214
LINEBACKER

KING OF PRUSSIA, PA.
UPPER MERION AREA H.S.

AS A JUNIOR IN 2013:

- Started all 12 games at inside linebacker.
- Ranked third on the team with 67 total tackles, including 53 solo stops, one quarterback sack and three tackles for loss.
- Led team with three forced fumbles, and tied for the team-lead with two interceptions.

- Ranked second in Patriot League and 28th in nation in forced fumbles.
- Also finished 23rd in the Patriot League in total tackles.
- Tallied a season-high eight tackles with an interception and a forced fumble in the Fordham game.

- Led the team with seven tackles and one interception against Colgate.
- Made seven tackles in the victory at Central Connecticut, with a quarterback sack, two tackles for loss and a forced fumble.
- Had seven solo tackles and forced a fumble against Georgetown.
- Recorded seven tackles and a pass breakup against Monmouth.
- Finished with seven tackles in the Towson game.
- Chosen to the Patriot League Academic Honor Roll.

AS A REDSHIRT SOPHOMORE IN 2012:

- Played in all 11 games at outside linebacker and defensive end.
- Totaled 15 tackles on the season, with one tackle for loss.
- Posted a season-high four total tackles against both Lehigh and Wagner.
- Had three solo tackles and one tackle for loss against New Hampshire.
- Made two tackles in the victory over Bucknell.
- Also had tackles against Harvard and Colgate.

AS A SOPHOMORE IN 2011:

- Started the season-opener against UMass at outside linebacker, before missing the remainder of the season due to injury.
- Received a medical redshirt.
- Named to the Patriot League Academic Honor Roll.

AS A FRESHMAN IN 2010:

- Played in seven games as a backup linebacker and on special teams.
- Selected to the Patriot League Academic Honor Roll.

HIGH SCHOOL:

- Played for head coach Joe Powell at Upper Merion Area High School.
- Served as team captain during his senior season.
- Earned first team All-Suburban One League honors as a senior, after being a second team selection as a junior.
- Totaled 94 tackles, three tackles for loss, two forced fumbles and two fumble recoveries during his senior season.
- Also lettered in lacrosse, serving as team captain for two years.
- A two-time All-Suburban One League selection in lacrosse.
- Member of National Honor Society.

PERSONAL:

- Son of Charles and Joanne Zeoli.
- Has two brothers (Zachary and Jeff) and one sister (Vanessa).
- Sister, Vanessa, played softball at Millersville University.
- Majoring in Psychology.

PLAYER PROFILES

ZEOLI'S DEFENSIVE STATISTICS

YEAR	GP-GS	UT	AT	TT	SACK	TFL	INT	PBU
2010	7-0	0	0	0	0-0	0-0	0-0	0
2011	1-0	0	0	0	0-0	0-0	0-0	0
2012	11-0	10	5	15	0-0	1-2	0-0	0
2013	12-12	53	14	67	1-14	3-19	2-4	1
TOTAL	31-12	63	19	82	1-14	4-21	2-4	1



PHIL ZOBREST

FRESHMAN • 6-5 • 235

LINEBACKER

ALDEN, N.Y.

ALDEN H.S.

HIGH SCHOOL:

- Played for head coach Rob Currin at Alden High School in Alden, N.Y.
- Served as team captain during his senior season.
- Helped lead team to two league championships and a section title.

- Totaled 109 tackles and 14 quarterback sacks during his high school career, including 64 tackles and nine sacks in his senior season.
- Also a member of the varsity track and field team.

PERSONAL:

- Son of Lawrence and Brenda Zobrest.
- Has one brother (Nathan).
- Has not yet declared a major.

2013 FINAL STATISTICS

GAME-BY-GAME RESULTS (3-9 OVERALL, 1-5 PATRIOT LEAGUE)

Date	Opponent	W/L	Score	Overall	
				Record	Attend
Aug. 31	at Bryant	L	16-17	0-1	4,817
Sep. 7	#5 TOWSON	L	7-49	0-2	6,281
Sep. 14	at Central Connecticut	W	52-21	1-2	5,122
Sep. 21	MONMOUTH	L	14-21	1-3	8,223
Sep. 28	at Dartmouth	W	31-28	2-3	9,227
Oct. 5	HARVARD (3OT)	L	35-41	2-4	8,276
Oct. 12	at Bucknell *	W	51-27	3-4	2,815
Oct. 19	COLGATE *	L	24-28	3-5	6,882
Oct. 26	LAFAYETTE *	L	23-41	3-6	9,184
Nov. 2	at #9 Fordham *	L	30-32	3-7	7,846
Nov. 9	at #21 Lehigh *	L	20-34	3-8	6,745
Nov. 23	GEORGETOWN *	L	21-28	3-9	2,478

Home games listed in ALL CAPS

* Patriot League games

SCORING BY QUARTERS

Team	1st	2nd	3rd	4th	OT	—	Total
Holy Cross	74	78	79	79	14	—	324
Opponents	83	118	82	64	20	—	367

ATTENDANCE FIGURES

Overall Totals	77,896	Overall Average	6,491
Patriot League Totals	35,950	Patriot League Average	5,992
Home Totals	41,324	Home Average	6,887
Away Totals	36,572	Away Average	6,095

FINAL PATRIOT LEAGUE STANDINGS

School	Patriot League			Overall		
	W	L	Pct.	W	L	Pct.
1. Fordham (NCAA)	5	1	.833	12	2	.857
Lafayette (NCAA)	5	1	.833	5	7	.417
3. Lehigh	3	3	.500	8	3	.727
Bucknell	3	3	.500	6	5	.545
Colgate	3	3	.500	4	8	.333
6. Holy Cross	1	5	.167	3	9	.250
Georgetown	1	5	.167	2	9	.182

TEAM STATISTICS

	HOLY CROSS	OPPONENTS
SCORING	324	367
Points Per Game	27.0	30.6
FIRST DOWNS	274	286
Rushing	114	119
Passing	146	150
Penalty	14	17
RUSHING YARDAGE	1860	2286
Yards Gained Rushing	2130	2497
Yards Lost Rushing	270	211
Rushing Attempts	456	489
Average Per Rush	4.1	4.7
Average Per Game	155.0	190.5
Touchdowns Rushing	17	24
PASSING YARDAGE	2884	3103
Comp.-Att.-Int.	262-434-13	240-368-9
Average Per Pass	6.6	8.4
Average Per Catch	11.0	12.9
Average Per Game	240.3	258.6
Touchdowns Passing	24	24
TOTAL OFFENSE	4744	5389
Total Plays	890	857
Average Per Play	5.3	6.3
Average Per Game	395.3	449.1
KICK RETURNS: NO.-YARDS	52-1021	32-649
PUNT RETURNS: NO.-YARDS	14-141	17-103
INT. RETURNS: NO.-YARDS	9-176	13-162
KICK RETURN AVERAGE	19.6	20.3
PUNT RETURN AVERAGE	10.1	6.1
INTERCEPTION RETURN AVERAGE	19.6	12.5
FUMBLES-LOST	16-12	16-10
PENALTIES-YARDS	65-521	69-551
Average Per Game	43.4	45.9
PUNTS-YARDS	52-2079	49-1770
Average Per Punt	40.0	36.1
Net Punt Average	36.5	31.6
KICKOFFS-YARDS	55-3406	64-3649
Average Per Kick	61.9	57.0
Net Kick Average	40.6	37.2
TIME OF POSSESSION/GAME	28:41	31:19
3RD-DOWN CONVERSIONS	80/172	83/165
3rd-Down Percentage	47%	50%
4TH-DOWN CONVERSIONS	15/25	13/21
4th-Down Percentage	60%	62%
SACKS BY-YARDS	17-110	29-170
MISCELLANEOUS YARDS	0	17
TOUCHDOWNS SCORED	44	51
FIELD GOALS-ATTEMPTS	7-10	4-8
ON-SIDE KICKS	0-6	0-0
RED-ZONE SCORES	38-47	36-43
Red-Zone Percentage	81%	84%
RED-ZONE TOUCHDOWNS	32-47	34-43
Red-Zone Touchdown Percentage	68%	79%
PAT-ATTEMPTS	39-44	45-48
PAT Kick Percentage	89%	94%

2013 FINAL STATISTICS

INDIVIDUAL STATISTICS

Rushing										Punt Returns					
<i>GP-GS</i>	<i>Att</i>	<i>Gain</i>	<i>Loss</i>	<i>Net</i>	<i>Avg</i>	<i>TD</i>	<i>Long</i>	<i>Avg/G</i>	<i>No.</i>	<i>Yds</i>	<i>Avg</i>	<i>TD</i>	<i>Long</i>		
Gabe Guild	9-8	101	533	37	496	4.9	5	48	55.1	Kalif Raymond	9	32	3.6	0	9
Peter Pujals	10-8	136	624	155	469	3.4	8	58	46.9	Kyle Toulouse	3	86	28.7	1	77
Elad Covaliu	9-1	61	293	3	290	4.8	1	24	32.2	Jake Wieczorek	2	23	11.5	0	14
Reggie Woods	11-3	58	293	7	286	4.9	0	23	26.0	Holy Cross	14	141	10.1	1	77
Ryan Laughlin	12-3	28	116	2	114	4.1	1	11	9.5	Opponents	17	103	6.1	0	15
Kalif Raymond	10-5	16	71	4	67	4.2	1	13	6.7	Interceptions					
Brendan Flaherty	7-0	13	63	0	63	4.8	1	9	9.0	<i>No.</i>	<i>Yds</i>	<i>Avg</i>	<i>TD</i>	<i>Long</i>	
Mike Fess	12-11	9	56	0	56	6.2	0	11	4.7	Ben Coffaro	2	42	21.0	0	42
John Macomber	12-0	1	14	0	14	14.0	0	14	1.2	Matt Bhaya	2	26	13.0	0	24
Jake Wieczorek	12-0	3	13	0	13	4.3	0	8	1.1	Tyler Zeoli	2	4	2.0	0	4
Casey Bessemer	12-12	0	9	0	9	0.0	0	0	0.8	Kyle Young	1	79	79.0	1	79
Tyler Artim	11-6	1	6	0	6	6.0	0	6	0.5	Steven Martinez	1	15	15.0	0	15
Kyle Robbins	4-0	2	5	0	5	2.5	0	4	1.2	Dabness Atkins	1	10	10.0	0	10
Michael O'Dwyer	11-4	1	3	0	3	3.0	0	3	0.3	Holy Cross	9	176	19.6	1	79
Steven Elder	3-1	16	31	42	-11	-0.7	0	8	-3.7	Opponents	13	162	12.5	2	90
Team	12-0	10	0	20	-20	-2.0	0	0	-1.7	Kickoff Returns					
Holy Cross	12-12	456	2130	270	1860	4.1	17	58	155.0	<i>No.</i>	<i>Yds</i>	<i>Avg</i>	<i>TD</i>	<i>Long</i>	
Opponents	12-12	489	2497	211	2286	4.7	24	82	190.5	Kalif Raymond	26	548	21.1	0	38
Passing										Fumble Returns					
<i>GP-GS</i>	<i>Effic</i>	<i>Cmp-Att-Int</i>		<i>Pct</i>	<i>Yds</i>	<i>TD</i>	<i>Long</i>	<i>Avg/G</i>	<i>No.</i>	<i>Yds</i>	<i>Avg</i>	<i>TD</i>	<i>Long</i>		
Peter Pujals	10-8	134.83	211-332-8		63.6	2261	19	45	226.1	Roman SanDoval	1	11	11.0	1	11
Steven Elder	3-1	103.05	28-53-3		52.8	349	1	48	116.3	George Sessoms	1	11	11.0	0	11
Ryan Laughlin	12-3	115.03	23-48-2		47.9	274	4	39	22.8	Gary Acquah	1	1	1.0	0	1
Team	12-0	0.00	0-1-0		0.0	0	0	0	0.0	Holy Cross	3	23	7.7	1	11
Holy Cross	12-12	128.45	262-434-13		60.4	2884	24	48	240.3	Opponents	1	4	4.0	1	4
Opponents	12-12	152.68	240-368-9		65.2	3103	24	68	258.6						
Receiving															
<i>GP-GS</i>	<i>No.</i>	<i>Yds</i>	<i>Avg</i>	<i>TD</i>	<i>Long</i>	<i>Avg/G</i>									
Mike Fess	12-11	75	893	11.9	9	39	74.4								
Nate Stanley	12-12	44	474	10.8	3	26	39.5								
Kalif Raymond	10-5	42	400	9.5	3	37	40.0								
Tyler Artim	11-6	25	289	11.6	3	29	26.3								
Kyle Toulouse	6-4	22	235	10.7	1	26	39.2								
Gabe Guild	9-8	20	210	10.5	1	48	23.3								
Jake Wieczorek	12-0	12	215	17.9	2	45	17.9								
Elad Covaliu	9-1	10	66	6.6	1	16	7.3								
Jon Smith	8-1	6	56	9.3	1	20	7.0								
Brendan Flaherty	7-0	2	23	11.5	0	21	3.3								
Jereme Murray	10-0	1	22	22.0	0	22	2.2								
Zach Buzzard	2-0	1	5	5.0	0	5	2.5								
Reggie Woods	11-3	1	4	4.0	0	4	0.4								
Peter Pujals	10-8	1	-8	-8.0	0	0	-0.8								
Holy Cross	12-12	262	2884	11.0	24	48	240.3								
Opponents	12-12	240	3103	12.9	24	68	258.6								

2013 FINAL STATISTICS

INDIVIDUAL STATISTICS

Scoring	TD	FGs	PAT				DXP	Saf	Pts
			Kick	Rush	Rcv	Pass			
John Macomber	0	7-10	35-39	0-0	0	0-0	0	0	56
Mike Fess	9	0-0	0-0	0-0	0	0-0	0	0	54
Peter Pujals	8	0-0	0-0	0-0	0	0-0	0	0	48
Gabe Guild	6	0-0	0-0	0-0	0	0-0	0	0	36
Kalif Raymond	4	0-0	0-0	0-0	0	0-0	0	0	24
Tyler Artim	3	0-0	0-0	0-0	0	0-0	0	0	18
Nate Stanley	3	0-0	0-0	0-0	0	0-0	0	0	18
Elad Covaliu	2	0-0	0-0	0-0	0	0-0	0	0	12
Kyle Toulouse	2	0-0	0-0	0-0	0	0-0	0	0	12
Jake Wieczorek	2	0-0	0-0	0-0	0	0-0	0	0	12
Brendan Flaherty	1	0-0	0-0	0-0	0	0-0	0	0	6
Ryan Laughlin	1	0-0	0-0	0-0	0	0-0	0	0	6
Roman SanDoval	1	0-0	0-0	0-0	0	0-0	0	0	6
Jon Smith	1	0-0	0-0	0-0	0	0-0	0	0	6
Kyle Young	1	0-0	0-0	0-0	0	0-0	0	0	6
Connor Fitzgerald	0	0-0	4-5	0-0	0	0-0	0	0	4
Holy Cross	44	7-10	39-44	0-0	0	0-0	0	0	324
Opponents	51	4-8	45-48	2-2	0	0-0	0	0	367

All-Purpose	G	Rush	Rec	PR	KR	IR	FR	Tot	Avg/G
Kalif Raymond	10	67	400	32	548	0	0	1047	104.7
Mike Fess	12	56	893	0	0	0	0	949	79.1
Gabe Guild	9	496	210	0	0	0	0	706	78.4
Jake Wieczorek	12	13	215	23	320	0	0	571	47.6
Nate Stanley	12	0	474	0	0	0	0	474	39.5
Peter Pujals	10	469	-8	0	0	0	0	461	46.1
Kyle Toulouse	6	0	235	86	108	0	0	429	71.5
Elad Covaliu	9	290	66	0	0	0	0	356	39.6
Tyler Artim	11	6	289	0	0	0	0	295	26.8
Reggie Woods	11	286	4	0	0	0	0	290	26.4
Ryan Laughlin	12	114	0	0	0	0	0	114	9.5
Brendan Flaherty	7	63	23	0	14	0	0	100	14.3
Kyle Young	11	0	0	0	0	79	0	79	7.2
Jon Smith	8	0	56	0	0	0	0	56	7.0
Ben Coffaro	12	0	0	0	0	42	0	42	3.5
George Sessoms	8	0	0	0	17	0	11	28	3.5
Matt Bhaya	12	0	0	0	0	26	0	26	2.2
Jereme Murray	10	0	22	0	0	0	0	22	2.2
Steven Martinez	11	0	0	0	0	15	0	15	1.4
Chase Ullman	12	0	0	0	14	0	0	14	1.2
John Macomber	12	14	0	0	0	0	0	14	1.2
Roman SanDoval	12	0	0	0	0	0	11	11	0.9
Dabness Atkins	10	0	0	0	0	10	0	10	1.0
Casey Bessemer	12	9	0	0	0	0	0	9	0.8
Kyle Robbins	4	5	0	0	0	0	0	5	1.2
Zach Buzzard	2	0	5	0	0	0	0	5	2.5
Tyler Zeoli	12	0	0	0	0	4	0	4	0.3
Michael O'Dwyer	11	3	0	0	0	0	0	3	0.3
Gary Acquah	12	0	0	0	0	0	1	1	0.1
James Lizotte	12	0	0	0	1	0	0	1	0.1
John Zakrzewski	12	0	0	0	-1	0	0	-1	-0.1
Steven Elder	3	-11	0	0	0	0	0	-11	-3.7
Team	12	-20	0	0	0	0	0	-20	-1.7
Holy Cross	12	1860	2884	141	1021	176	23	6105	508.8
Opponents	12	2286	3103	103	649	162	4	6307	525.6

Total Offense	G	Plays	Rush	Pass	Total	Avg/G
Peter Pujals	10	468	469	2261	2730	273.0
Gabe Guild	9	101	496	0	496	55.1
Ryan Laughlin	12	76	114	274	388	32.3
Steven Elder	3	69	-11	349	338	112.7
Elad Covaliu	9	61	290	0	290	32.2
Reggie Woods	11	58	286	0	286	26.0
Kalif Raymond	10	16	67	0	67	6.7
Brendan Flaherty	7	13	63	0	63	9.0
Mike Fess	12	9	56	0	56	4.7
John Macomber	12	1	14	0	14	1.2
Jake Wieczorek	12	3	13	0	13	1.1
Casey Bessemer	12	0	9	0	9	0.8
Tyler Artim	11	1	6	0	6	0.5
Kyle Robbins	4	2	5	0	5	1.2
Michael O'Dwyer	11	1	3	0	3	0.3
Team	12	11	-20	0	-20	-1.7
Holy Cross	12	890	1860	2884	4744	395.3
Opponents	12	857	2286	3103	5389	449.1

Field Goals	FG-A	Pct	1-29	30-39	40-49	50+	Lg	Blk
John Macomber	7-10	70.0	3-3	3-4	1-3	0-0	46	1
Holy Cross	7-10	70.0	3-3	3-4	1-3	0-0	46	1
Opponents	4-8	50.0	1-2	3-4	0-1	0-1	39	0

Field Goal Sequence	Holy Cross	Opponents
Bryant	(28),43	(30)
Towson	—	33
Central Connecticut	(37)	—
Monmouth	—	—
Dartmouth	(23)	44
Harvard	45	—
Bucknell	(20),30	—
Colgate	(37)	—
Lafayette	(33)	—
Fordham	(46)	22,(39)
Lehigh	—	—
Georgetown	—	52,(29),(39)

Numbers in (parentheses) indicate field goal was made.

Punting	No.	Yds	Avg	Long	TB	FC	I20	Blkd
John Macomber	51	2079	40.8	63	4	14	14	1
Team	1	0	0.0	0	0	0	0	0
Holy Cross	52	2079	40.0	63	4	14	14	1
Opponents	49	1770	36.1	53	4	12	14	2

Kickoffs	No.	Yds	Avg	TB	OB	Retn	Net	YdLn
John Macomber	55	3406	61.9	21	2	—	—	—
Holy Cross	55	3406	61.9	21	2	649	40.6	24
Opponents	64	3649	57.0	10	2	1021	37.2	27

2013 FINAL STATISTICS

DEFENSIVE STATISTICS

Name	GP-GS	Tackles				No-Yds	Pass Def			Fumbles		Blkd	
		Solo	Assist	Total	ForLoss		Int-Yds	BrUp	QBH	Rcv-Yds	FF	Kick	Saf
32 Roman SanDoval	12-10	67	13	80	2-2	0-0	0-0	2	0	1-11	0	0	0
15 Matt Bhaya	12-12	65	6	71	2-3	0-0	2-26	9	0	1-0	0	0	0
35 Tyler Zeoli	12-12	53	14	67	3-19	1-14	2-4	1	0	0-0	3	0	0
26 Logan Silver	12-5	43	8	51	1-2	0-0	0-0	2	0	0-0	0	0	0
36 Ben Coffaro	12-11	41	8	49	1-1	0-0	2-42	4	0	0-0	0	0	0
53 Gary Acquah	12-12	28	17	45	2-8	1-6	0-0	0	0	1-1	1	0	0
9 Irvin Scott	10-6	33	6	39	0-0	0-0	0-0	3	0	0-0	0	1	0
34 Scotty O'Donoghue	7-2	25	10	35	0-0	0-0	0-0	0	0	1-0	0	0	0
21 Sam Jones	7-6	31	3	34	3-9	1-3	0-0	1	3	1-0	0	0	0
57 Daryl Howell	12-12	28	5	33	5-19	4-16	0-0	0	0	1-0	1	0	0
38 Kyle Young	11-4	25	7	32	1-1	0-0	1-79	0	0	0-0	2	0	0
22 Dabness Atkins	10-3	24	7	31	0-0	0-0	1-10	3	0	0-0	0	0	0
23 Andrew Zitnik	11-3	28	0	28	1-1	0-0	0-0	0	0	0-0	2	0	0
8 Steven Martinez	11-1	25	2	27	3-5	0-0	1-15	2	0	0-0	0	0	0
27 George Sessoms	8-7	25	1	26	1-3	0-0	0-0	0	0	1-11	0	0	0
74 Mike Galantini	12-8	21	4	25	3-11	1-8	0-0	0	0	1-0	0	0	0
51 Matthew Boyd	11-4	19	2	21	3-8	1-6	0-0	0	0	0-0	0	1	0
46 John Zakrzewski	12-0	19	1	20	1-7	0-0	0-0	1	1	1-0	0	0	0
94 Dewayne Cameron	11-4	16	2	18	4-16	2-13	0-0	0	0	0-0	0	0	0
16 Parris Johnson	6-0	11	2	13	0-0	0-0	0-0	1	0	0-0	0	0	0
59 Chase Ullman	12-3	10	3	13	1-9	1-9	0-0	1	0	0-0	0	1	0
43 Mike Tucker	8-5	8	3	11	3-15	2-14	0-0	0	0	1-0	0	0	0
40 Luke Ford	11-1	7	0	7	1-7	1-7	0-0	0	0	0-0	0	0	0
92 Kobe Osei-Boaten	6-0	5	2	7	1-11	2-11	0-0	0	0	0-0	0	0	0
45 Pete Anastasio	11-1	5	1	6	0-0	0-0	0-0	0	0	0-0	0	0	0
49 Ryan Smith	10-0	4	1	5	0-0	0-0	0-0	0	0	0-0	0	0	0
41 John Turner	10-0	3	1	4	0-0	0-0	0-0	0	0	0-0	0	0	0
68 Richard Barber	9-0	2	1	3	0-0	0-0	0-0	0	0	0-0	0	0	0
71 Jacob Gonzales	9-0	1	2	3	0-0	0-0	0-0	0	0	0-0	0	0	0
12 James Lizotte	12-0	2	0	2	0-0	0-0	0-0	0	0	0-0	0	0	0
82 Jereme Murray	10-0	2	0	2	0-0	0-0	0-0	0	0	0-0	1	0	0
44 Andrew Mizzoni	4-0	2	0	2	1-3	1-3	0-0	0	0	0-0	0	0	0
66 Casey Bessemer	12-12	1	0	1	0-0	0-0	0-0	0	0	0-0	0	0	0
3 Mike Fess	12-11	1	0	1	0-0	0-0	0-0	0	0	0-0	0	0	0
14 Jake Wiczorek	12-0	1	0	1	0-0	0-0	0-0	0	0	0-0	0	0	0
87 Lucas Nikolaisen	11-4	1	0	1	0-0	0-0	0-0	0	0	0-0	0	0	0
6 Peter Pujals	10-8	1	0	1	0-0	0-0	0-0	0	0	0-0	0	0	0
1 Coan Calabrese	7-0	1	0	1	0-0	0-0	0-0	0	0	0-0	0	0	0
50 Matt Fava	12-0	0	1	1	0-0	0-0	0-0	0	0	0-0	0	0	0
39 J.T. Frank	10-0	0	1	1	0-0	0-0	0-0	0	0	0-0	0	0	0
95 Ryan Neumann	4-0	0	0	0	0-0	0-0	0-0	0	0	0-0	0	1	0
Holy Cross	12-12	684	134	818	43-160	17-110	9-176	30	4	10-23	10	4	0
Opponents	12-12	683	139	822	63.0-273	29-170	13-162	39	13	12-4	11	2	0

2013 FINAL STATISTICS

2013 GAME-BY-GAME STARTERS

Offense	LT	LG	C	RG	RT	QB	TB	TE	WR	WR	WR
Bryant	Pedretty	Bessemer	Knighton	Schnieber	Berresford	Elder	Guild	Artim (wr)	Toulouse	Fess	Stanley
Towson	Pedretty	Bessemer	Knighton	Schnieber	Berresford	Laughlin	Guild	Nikolaisen	J. Smith	Fess	Stanley
CCSU	Pedretty	Bessemer	Knighton	Schnieber	Berresford	Laughlin	Guild	O'Dwyer	Artim	Fess	Stanley
Monmouth	Pedretty	Bessemer	Knighton	Schnieber	Berresford	Laughlin	Woods	Artim (wr)	Raymond	Fess	Stanley
Dartmouth	Pedretty	Bessemer	Knighton	Schnieber	Berresford	Pujals	Woods	O'Dwyer	Artim	Fess	Stanley
Harvard	Pedretty	Bessemer	Knighton	Schnieber	Berresford	Pujals	Woods	Nikolaisen	Raymond	Fess	Stanley
Bucknell	Pedretty	Bessemer	Knighton	Schnieber	Berresford	Pujals	Covaliu	Lewis	Artim	Fess	Stanley
Colgate	Pedretty	Bessemer	Knighton	Schnieber	Berresford	Pujals	Guild	Artim (wr)	Raymond	Fess	Stanley
Lafayette	Pedretty	Bessemer	Knighton	Schnieber	Berresford	Pujals	Guild	O'Dwyer	Raymond	Fess	Stanley
Fordham	Mendoza	Bessemer	Knighton	Schnieber	Pedretty	Pujals	Guild	Nikolaisen	O'Dwyer (te)	Toulouse	Stanley
Lehigh	Mendoza	Bessemer	Knighton	Schnieber	Pedretty	Pujals	Guild	Toulouse (wr)	Raymond	Fess	Stanley
Georgetown	Pedretty	Bessemer	Knighton	Schnieber	Berresford	Pujals	Guild	Nikolaisen	Toulouse	Fess	Stanley

Defense	DE	DT	DE	LB	LB	LB	LB	CB	SS	FS	CB
Bryant	Howell	Boyd	G. Acquah	Tucker	SanDoval	Zeoli	Sessoms	Zitnik	Bhaya	Jones	Scott
Towson	Howell	Boyd	G. Acquah	Tucker	SanDoval	Zeoli	Sessoms	Coffaro	Bhaya	Jones	Scott
CCSU	Howell	G. Acquah	Galantini	Ullman	SanDoval	Zeoli	Young	Coffaro	Bhaya	Silver	Scott
Monmouth	Howell	G. Acquah	Galantini	Ullman	SanDoval	Zeoli	Anastasio	Coffaro	Bhaya	Jones	Scott
Dartmouth	Howell	G. Acquah	Galantini	Ullman	SanDoval	Zeoli	Young	Coffaro	Bhaya	Silver	Zitnik
Harvard	Howell	Boyd	G. Acquah	Cameron	O'Donoghue	Zeoli	Young	Coffaro	Bhaya	Silver	Zitnik
Bucknell	Howell	Galantini	G. Acquah	Cameron	O'Donoghue	Zeoli	Young	Coffaro	Bhaya	Silver	Atkins
Colgate	Howell	Galantini	G. Acquah	Cameron	SanDoval	Zeoli	Sessoms	Coffaro	Bhaya	Silver	Scott
Lafayette	Howell	Galantini	G. Acquah	Cameron	SanDoval	Zeoli	Sessoms	Coffaro	Bhaya	Ford	Scott
Fordham	Howell	Boyd	G. Acquah	Tucker	SanDoval	Zeoli	Sessoms	Coffaro	Bhaya	Jones	Atkins
Lehigh	Howell	Galantini	G. Acquah	Tucker	SanDoval	Zeoli	Sessoms	Coffaro	Bhaya	Jones	Atkins
Georgetown	Howell	Galantini	G. Acquah	Tucker	SanDoval	Zeoli	Sessoms	Coffaro	Bhaya	Jones	Martinez

LONGEST HOLY CROSS PLAYS IN 2013

RUSHING

58 yds	Peter Pujals at Dartmouth, 9/28 (TD, 4th qtr)
48 yds	Gabe Guild at Lehigh, 11/9 (TD, 1st qtr)
35 yds	Peter Pujals at Fordham, 11/2 (1st qtr)
30 yds	Gabe Guild vs. Lafayette, 10/26 (2nd qtr)
27 yds	Peter Pujals at Bucknell, 10/12 (3rd qtr)
25 yds	Gabe Guild vs. Colgate, 10/19 (1st qtr)
24 yds	Elad Covaliu at Bucknell, 10/12 (1st qtr)
23 yds	Reggie Woods at Central Connecticut, 9/14 (3rd qtr)
19 yds	Reggie Woods vs. Colgate, 10/19 (1st qtr)
18 yds	Peter Pujals at Dartmouth, 9/28 (3rd qtr)
18 yds	Peter Pujals vs. Colgate, 10/19 (2nd qtr)

KICKOFF RETURNS

42 yds	Kyle Toulouse at Lehigh, 11/9 (3rd qtr)
39 yds	Jake Wieczorek vs. Towson, 9/7 (2nd qtr)
39 yds	Jake Wieczorek at Fordham, 11/2 (3rd qtr)
37 yds	Kalif Raymond vs. Georgetown, 1/23 (3rd qtr)
36 yds	Kalif Raymond at Bucknell, 10/12 (3rd qtr)

PUNT RETURNS

77 yds	Kyle Toulouse at Bryant, 8/31 (TD, 1st qtr)
14 yds	Jake Wieczorek at Bryant, 8/31 (4th qtr)
11 yds	Kyle Toulouse at Bryant, 8/31 (3rd qtr)

INTERCEPTION RETURNS

79 yds	Kyle Young at Bucknell, 10/12 (TD, 1st qtr)
42 yds	Ben Coffaro vs. Harvard, 10/5 (1st qtr)
24 yds	Matt Bhaya at Bucknell, 10/12 (3rd qtr)
15 yds	Steven Martinez at Bucknell, 10/12 (4th qtr)
10 yds	Dabness Atkins at Bucknell, 10/12 (1st qtr)

PASSING

48 yds	Steven Elder to Gabe Guild at Bryant, 8/31 (3rd qtr)
45 yds	Peter Pujals to Jake Wieczorek at Bucknell, 10/12 (2nd qtr)
39 yds	Ryan Laughlin to Gabe Guild at Central Conn., 9/14 (TD, 1st qtr)
39 yds	Peter Pujals to Mike Fess at Fordham, 11/2 (2nd qtr)
37 yds	Peter Pujals to Kalif Raymond vs. Lafayette, 10/26 (1st qtr)
37 yds	Peter Pujals to Mike Fess vs. Lafayette, 10/26 (4th qtr)
37 yds	Peter Pujals to Mike Fess at Fordham, 11/2 (TD, 2nd qtr)
35 yds	Peter Pujals to Mike Fess at Dartmouth, 9/28 (3rd qtr)
33 yds	Peter Pujals to Jake Wieczorek at Dartmouth, 9/28 (TD, 3rd qtr)
33 yds	Peter Pujals to Mike Fess at Dartmouth, 9/28 (4th qtr)
31 yds	Ryan Laughlin to Mike Fess vs. Towson, 9/7 (TD, 1st qtr)
30 yds	Peter Pujals to Kalif Raymond at Bucknell, 10/12 (3rd qtr)
29 yds	Peter Pujals to Mike Fess at Dartmouth, 9/28 (2nd qtr)
29 yds	Peter Pujals to Tyler Artim at Bucknell, 10/12 (3rd qtr)
26 yds	Peter Pujals to Nate Stanley at Lehigh, 11/9 (4th qtr)
26 yds	Peter Pujals to Kyle Toulouse vs. Georgetown, 1/23 (4th qtr)

FIELD GOALS

46 yds	John Macomber at Fordham, 11/2 (2nd qtr)
37 yds	John Macomber at Central Connecticut, 9/14 (3rd qtr)
37 yds	John Macomber vs. Colgate, 10/19 (3rd qtr)
33 yds	John Macomber vs. Lafayette, 10/26 (1st qtr)

PUNTS

63 yds	John Macomber at Central Connecticut, 9/14 (2nd qtr)
55 yds	John Macomber vs. Monmouth, 9/21 (1st qtr)
54 yds	John Macomber at Bryant, 8/31 (1st qtr)
54 yds	John Macomber vs. Towson, 9/7 (1st qtr)
53 yds	John Macomber at Bryant, 8/31 (2nd qtr)
53 yds	John Macomber at Fordham, 11/2 (1st qtr)

2013 GAME-BY-GAME RECAPS

Game #1 • Bryant 17, Holy Cross 16 August 31, 2013 • Smithfield, R.I.

Bryant's Tom Alberti kicked a 30-yard field goal with 38 seconds remaining in the fourth quarter, to lift the Bulldogs to a 17-16 victory over Holy Cross at Bulldog Stadium on Aug. 31, 2013. Bryant held a 476-306 advantage in yards of total offense on the afternoon. The Bulldogs rushed for 153 yards on 43 carries, while holding Holy Cross to -3 rushing yards on 24 attempts. The Crusaders also committed four turnovers on the day, while Bryant gave the ball away only twice. Holy Cross opened the scoring at the 11:23-mark of the first quarter, when Kyle Toulouse returned a punt 77 yards for a touchdown. The Bulldogs responded later in the quarter with a 17-yard touchdown pass from Mike Westerhaus to Jose Depadua to claim a 7-6 lead. Bryant would add a 30-yard scoring strike from Westerhaus to Chad Ward in the second quarter, to take a 14-6 lead at halftime. Early in the second half, Tyler Artim caught a 16-yard touchdown pass from Steven Elder to make the score 14-13. The Crusaders then reclaimed the lead later in the third quarter on a 28-yard field goal by John Macomber. The score would remain the same until late in the fourth quarter, when Alberti kicked the game-winning field goal to put the Bulldogs back in front. Holy Cross was able to drive to the Bryant 26-yard line on its last possession, but Macomber's 43-yard field goal attempt was wide left on the final play of the game. Gabe Guild led the Crusader offense with seven receptions for 98 yards and eight carries for 12 yards, while Artim added four receptions for 71 yards and a score. Matt Bhaya totaled seven tackles, an interception and three pass breakups for the Holy Cross defense, and Ben Coffaro finished with six tackles, an interception and two pass breakups.

Scoring Summary	1st	2nd	3rd	4th	—	Total
Holy Cross	6	0	10	0	—	16
Bryant	7	7	0	3	—	17

1st	11:23	HC—Toulouse 77 punt return (Macomber kick failed)
	0:17	BU—Depadua 17 pass from Westerhaus (Alberti kick)
2nd	10:34	BU—Ward 30 pass from Westerhaus (Alberti kick)
3rd	10:31	HC—Artim 16 pass from Elder (Macomber kick)
	2:10	HC—Macomber 28 field goal
4th	0:38	BU—Alberti 30 field goal

Team Statistics	Holy Cross	Bryant
First Downs	17	21
Rushing Yards	-3	164
Passing Yards	309	323
Total Offense	306	487
Comp-Att-Int	23-41-3	21-40-2
Fumbles / Lost	1 / 1	1 / 0
Penalties / Yards	9 / 69	9 / 91
Punts / Average	6 / 44.7	6 / 37.7
Punt Returns	4-111	2-4
Kickoff Returns	2-44	3-45
Time of Possession	24:32	35:28

Individual Statistics

HC Rushing: Guild (8-12-0), Laughlin (1-1-0), Covaliu (1-(-1)-0), Elder (14-(-15)-0); **BU Rushing:** McCray (23-117-0), Canevari (9-42-0), Perry (4-7-0), Westerhaus (7-(-13)-0).

HC Passing: Elder (23-41-309-1-3); **BU Passing:** Westerhaus (21-39-323-2-2).

HC Receiving: Guild (7-98-0), Stanley (6-75-0), Artim (4-71-1), Fess (4-48-0), J. Smith (2-17-0); **BU Receiving:** Harris (6-127-0), Depadua (5-75-1), Ward (4-63-1), Perry (2-22-0), Lavin (1-17-0), DeShields (1-8-0), McCray (1-6-0), McIntyre (1-5-0).

Game #2 • #5 Towson 49, Holy Cross 7 September 7, 2013 • Worcester, Mass.

Towson tailback Terrance West carried the ball 17 times for 121 yards and two touchdowns, to lead the fifth-ranked Tigers to a 49-7 victory over Holy Cross at Fitton Field. Ryan Laughlin completed 14 of 30 attempts on the afternoon for 149 yards and a touchdown, with Mike Fess catching six passes for 81 yards and a score. Gabe Guild also had a solid game, rushing 14 times for 59 yards and making two receptions for 21 yards. Towson opened the scoring at the 8:55-mark of the first quarter on a 16-yard touchdown pass from Peter Athens to James Oboh. The Crusaders responded with a 31-yard scoring strike from Laughlin to Fess, tying the game at 7-7. A 33-yard touchdown pass from Athens to Leon Kinnard put the Tigers back in front later in the first quarter, then a one-yard scoring run by West made the score 21-7 with 5:14 left in the second quarter. Holy Cross drove deep into Towson territory on its next possession, before Thomas Bradley intercepted a pass and returned it 90 yards for a touchdown, giving the Tigers a 28-7 halftime lead. Towson would put the game away with three more rushing touchdowns in the second half, from West (three yards), Athens (24 yards) and Brian Dowling (eight yards). The Tigers totaled 525 yards of total offense and 27 first downs in the game, while the Crusaders were held to just 263 total yards and 16 first downs. Holy Cross also committed the only two turnovers of the day. Roman SanDoval led the Crusaders defense with eight tackles, one tackle for loss and one pass breakup, while Gary Acquah added eight tackles.

Scoring Summary	1st	2nd	3rd	4th	—	Total
Towson	14	14	14	7	—	49
Holy Cross	7	0	0	0	—	7

1st	8:55	TU—Oboh 16 pass from Athens (Evangelista kick)
	6:58	HC—Fess 31 pass from Laughlin (Macomber kick)
	5:53	TU—Kinnard 33 pass from Athens (Evangelista kick)
2nd	5:14	TU—West 1 run (Evangelista kick)
	1:43	TU—Bradley 90 interception return (Evangelista kick)
3rd	8:45	TU—West 3 run (Evangelista kick)
	0:06	TU—Athens 24 run (Evangelista kick)
4th	4:27	TU—Dowling 8 run (Evangelista kick)

Team Statistics	Towson	Holy Cross
First Downs	27	16
Rushing Yards	286	114
Passing Yards	239	149
Total Offense	525	263
Comp-Att-Int	18-24-0	15-32-2
Fumbles / Lost	2 / 0	0 / 0
Penalties / Yards	5 / 30	4 / 49
Punts / Average	1 / 23.0	6 / 37.7
Punt Returns	2-(-1)	0-0
Kickoff Returns	1-30	7-123
Time of Possession	36:03	23:57

Individual Statistics

TU Rushing: West (17-121-2), Phifer (9-40-0), DePaola (7-36-0), Athens (4-30-1), Frazier (4-32-0), Dowling (3-14-1), Joseph (2-13-0), Holder (1-3-0), Berney (1-1-0), Team (1-(-1)-0); **HC Rushing:** Guild (14-59-0), Laughlin (8-35-0), Pujals (3-13-0), Woods (3-4-0), O'Dwyer (1-3-0).

TU Passing: Athens (17-23-232-2-0), Frazier (1-1-7-0-0); **HC Passing:** Laughlin (14-30-149-1-2), Pujals (1-2-0-0-0).

TU Receiving: Kinnard (4-59-1), Joseph (4-29-0), Wilkins (3-103-0), Dowling (3-15-0), Phifer (2-10-0), Oboh (1-16-1), Scott (1-7-0); **HC Receiving:** Fess (6-81-1), Artim (3-35-0), Guild (2-21-0), Buzzard (1-5-0), Woods (1-4-0), J. Smith (1-3-0), Covaliu (1-0-0).

2013 GAME-BY-GAME RECAPS

Game #3 • Holy Cross 52, Central Connecticut 21 September 14, 2013 • New Britain, Conn.

Reggie Woods carried the ball 24 times for 153 yards, to lead Holy Cross to a 52-21 victory over Central Connecticut at Arute Field. Holy Cross opened the scoring at the 10:56-mark of the first quarter on a 39-yard touchdown pass from Laughlin to Gabe Guild, before Central Connecticut came back with a two-yard scoring run by Rob Hollomon to tie the game at 7-7. The Crusaders regained the lead midway through the second quarter on a four-yard run by Brendan Flaherty, then the Blue Devils tied the score at 14-14 on a 68-yard scoring strike from Nick SanGiacomo to Aaron Bernardino. Holy Cross pulled back in front on a 14-yard touchdown pass from Laughlin to Mike Fess with 19 seconds left in the second quarter, and led 21-14 at halftime. Early in the third quarter, Laughlin found Fess again for a 17-yard score to put the Crusaders up by 14 points. Central Connecticut responded with a five-yard touchdown run by Hollomon, before John Macomber kicked a 37-yard field goal to push the Holy Cross lead back to 10 points. On the Blue Devils' next play from scrimmage, Tyler Zeoli forced a fumble which was recovered by Roman SanDoval and returned 11 yards for a touchdown, making the score 38-21. In the fourth quarter, the Crusaders concluded the scoring with a two-yard run by Laughlin and a 15-yard rush from Elad Covaliu. Kyle Young led the Holy Cross defense with 10 total tackles.

Scoring Summary	1st	2nd	3rd	4th	—	Total
Holy Cross	7	14	17	14	—	52
Central Conn.	7	7	7	0	—	21

1st	10:56	HC—Guild 39 pass from Laughlin (Macomber kick)
	5:39	CC—Hollomon 2 run (Calitri kick)
2nd	7:30	HC—Flaherty 4 run (Macomber kick)
	2:52	CC—Bernardino 68 pass from SanGiacomo (Calitri kick)
	0:19	HC—Fess 14 pass from Laughlin (Macomber kick)
3rd	10:21	HC—Fess 17 pass from Laughlin (Macomber kick)
	6:00	CC—Hollomon 5 run (Calitri kick)
	0:52	HC—Macomber 37 field goal
	0:38	HC—SanDoval 11 fumble return (Macomber kick)
4th	11:58	HC—Laughlin 2 run (Macomber kick)
	1:58	HC—Covaliu 15 run (Macomber kick)

Team Statistics	Holy Cross	Central Conn.
First Downs	33	18
Rushing Yards	419	162
Passing Yards	103	184
Total Offense	522	346
Comp-Att-Int	7-14-0	13-23-0
Fumbles / Lost	1 / 0	2 / 2
Penalties / Yards	7 / 57	2 / 11
Punts / Average	2 / 54.5	5 / 32.6
Punt Returns	1-7	0-0
Kickoff Returns	4-60	8-175
Time of Possession	33:59	26:01

Individual Statistics

HC Rushing: Woods (24-153-0), Covaliu (11-91-1), Laughlin (15-64-1), Guild (7-37-0), Flaherty (5-27-1), Raymond (4-24-0), Fess (2-14-0), Artim (1-6-0), Bessemer (0-9-0), Team (3-(-6)-0); **CC Rushing:** Hollomon (23-145-2), Lee (9-28-0), Linares (1-(-1)-0), SanGiacomo (3-(-9)-0), Team (1-(-1)-0).

HC Passing: Laughlin (7-14-103-3-0); **CC Passing:** SanGiacomo (11-20-165-1-0), Clements (2-3-19-0-0).

HC Receiving: Fess (5-63-2), Guild (1-39-1), Raymond (1-1-0); **CC Receiving:** Bacarella (4-47-0), Jones (2-25-0), Braddock (2-10-0), Bernardino (1-68-1), Hollomon (1-11-0), Hebert (1-10-0), Lee (1-8-0), Benzing (1-5-0).

Game #4 • Monmouth 21, Holy Cross 14 September 21, 2013 • Worcester, Mass.

Monmouth tailbacks Julian Hayes and Kwabena Asante both rushed for over 100 yards, as the Hawks posted a 21-14 victory over Holy Cross at Fitton Field. Hayes carried the ball 28 times for 130 yards and a touchdown, while Asante ran 24 times for 118 yards and a score. Both teams struggled to move the ball for most of the first half, until Monmouth drove 84 yards on 12 plays in the second quarter to claim a 7-0 lead on a 17-yard touchdown pass from Brandon Hill to Lamar Davenport with just 46 seconds left before halftime. The Hawks increased their lead to 14-0 midway through the third quarter on a 12-yard scoring run by Hayes. Holy Cross moved the ball into Monmouth territory on its next possession, before Tevryn Brandon intercepted a pass by Peter Pujals at the three-yard line. The Hawks then drove 97 yards on 15 plays, with Asante scoring on a 14-yard run to make the score 21-0. The Crusaders put their first points on the board when Pujals threw a 15-yard touchdown pass to Mike Fess with 4:25 remaining in the fourth quarter. After a bad snap on a punt attempt on Monmouth's next possession, Holy Cross took over at the Hawks' 43-yard line with 2:47 left to play. Pujals then hit Elad Covaliu with a 16-yard scoring strike with 1:23 remaining, and the Crusaders trailed by only seven points. But the Hawks recovered the ensuing onside kick, and were able to run out the clock to hold on for the victory. Pujals completed 12 of 19 passes for 129 yards and two touchdowns on the evening, in addition to leading the team in rushing with 22 yards on nine carries. Fess led Holy Cross' receivers with five catches for 47 yards and a score. On the defensive side of the ball, Roman SanDoval made a game-high 11 tackles for the Crusaders, while Gary Acquah added nine tackles.

Scoring Summary	1st	2nd	3rd	4th	—	Total
Monmouth	0	7	7	7	—	21
Holy Cross	0	0	0	14	—	14

2nd	0:46	MU—Davenport 17 pass from Hill (Spillane kick)
3rd	5:28	MU—Hayes 12 run (Spillane kick)
4th	8:07	MU—Asante 14 run (Spillane kick)
	4:25	HC—Fess 15 pass from Pujals (Macomber kick)
	1:23	HC—Covaliu 16 pass from Pujals (Macomber kick)

Team Statistics	Monmouth	Holy Cross
First Downs	24	13
Rushing Yards	224	55
Passing Yards	139	191
Total Offense	363	246
Comp-Att-Int	12-22-0	19-35-1
Fumbles / Lost	2 / 1	1 / 1
Penalties / Yards	4 / 45	4 / 22
Punts / Average	6 / 36.8	8 / 40.2
Punt Returns	1-3	1-7
Kickoff Returns	0-0	2-41
Time of Possession	37:35	22:25

Individual Statistics

MU Rushing: Hayes (28-130-1), Asante (24-118-1), Hill (1-(-2)-0), Team (2-(-9)-0), Mohr (1-(-13)-0); **HC Rushing:** Pujals (9-22-0), Covaliu (4-18-0), Fess (2-9-0), Laughlin (3-6-0), Raymond (2-2-0), Woods (4-0-0), Elder (1-(-2)-0).

MU Passing: Hill (12-22-139-1-0); **HC Passing:** Pujals (12-19-129-2-1), Elder (5-12-40-0-0), Laughlin (2-4-22-0-0).

MU Receiving: Davenport (3-42-1), Richards (3-39-0), Sterling (2-27-0), Phillips (2-15-0), Fabel (1-15-0), Hayes (1-1-0); **HC Receiving:** Fess (5-47-1), Stanley (4-38-0), Raymond (4-36-0), Wiczorek (2-34-0), Covaliu (2-26-1), Artim (2-10-0).

2013 GAME-BY-GAME RECAPS

Game #5 • Holy Cross 31, Dartmouth 28 September 28, 2013 • Hanover, N.H.

John Macomber kicked a 23-yard field goal with 51 seconds remaining in the fourth quarter, to break a 28-28 tie and lift the Crusaders to a 31-28 victory over Dartmouth at Memorial Field. Peter Pujals led the Holy Cross offense by completing 25 of 37 passes for 290 yards and two touchdowns, in addition to rushing 17 times for 125 yards and two scores. Dartmouth opened the scoring at the 3:14-mark of the first quarter with a seven-yard touchdown pass from Dalyn Williams to Kyle Bramble. The Big Green then increased its lead to 14-0 in the second quarter on a one-yard scoring run by Dominick Pierre. The Crusaders put their first points on the board with just seven seconds left before halftime, when Pujals hit Kalif Raymond with a 20-yard touchdown pass. Holy Cross then tied up the game early in the third quarter on a one-yard sneak by Pujals. Dartmouth pulled back in front with a 24-yard scoring strike from Williams to Bo Patterson, before a 33-yard touchdown pass from Pujals to Jake Wieczorek made the score 21-21. The Big Green took the lead one more time when Williams and Patterson hooked up against for a 31-yard score late in the third quarter, but four plays later Pujals ran 58 yards for a touchdown to tie the game at 28-28. Riley Lyons missed a 44-yard field goal on Dartmouth's next possession, then after an exchange of punts, the Crusaders drove 67 yards in 14 plays to set up Macomber's game-winning field goal. Mike Fess led all receivers with nine catches for 138 yards on the night. Roman SanDoval totaled 12 tackles for the Holy Cross defense.

Scoring Summary	1st	2nd	3rd	4th	—	Total
Holy Cross	0	7	14	10	—	31
Dartmouth	7	7	14	0	—	28

1st	3:14	DC—Bramble 7 pass from D. Williams (Lyons kick)
2nd	8:35	DC—Pierre 1 run (Lyons kick)
	0:07	HC—Raymond 20 pass from Pujals (Macomber kick)
3rd	11:21	HC—Pujals 1 run (Macomber kick)
	7:26	DC—Patterson 24 pass from D. Williams (Lyons kick)
	3:42	HC—Wieczorek 33 pass from Pujals (Macomber kick)
	0:46	DC—Patterson 31 pass from D. Williams (Lyons kick)
4th	14:22	HC—Pujals 58 run (Macomber kick)
	0:51	HC—Macomber 23 field goal

Team Statistics	Holy Cross	Dartmouth
First Downs	23	27
Rushing Yards	235	223
Passing Yards	290	273
Total Offense	525	496
Comp-Att-Int	25-37-0	21-35-0
Fumbles / Lost	0 / 0	3 / 2
Penalties / Yards	5 / 31	5 / 35
Punts / Average	6 / 40.5	5 / 39.2
Punt Returns	1-(-1)	4-31
Kickoff Returns	5-117	4-80
Time of Possession	30:50	29:10

Individual Statistics

HC Rushing: Pujals (17-125-2), Covaliu (16-64-0), Raymond (3-24-0), Woods (3-12-0), Elder (1-6-0), Fess (1-5-0), Wieczorek (1-2-0), Team (2-(-3)-0); **DC Rushing:** Pierre (18-124-1), D. Williams (19-87-0), V. Williams (1-13-0), Team (1-(-1)-0).

HC Passing: Pujals (25-37-290-2-0); **DC Passing:** D. Williams (21-35-273-3-0).

HC Receiving: Fess (9-138-0), Raymond (7-56-1), Artim (3-24-0), Wieczorek (2-42-1), Covaliu (2-17-0), Stanley (2-13-0); **DC Receiving:** Patterson (5-78-2), V. Williams (5-77-0), McManus (4-30-0), Storey (2-24-0), Grove (1-17-0), Marcoux (1-17-0), Pierre (1-16-0), Bramble (1-7-1), Robbins (1-7-0).

Game #6 • Harvard 41, Holy Cross 35 (3OT) October 5, 2013 • Worcester, Mass.

Harvard's Paul Stanton scored on a game-ending 17 yard run in the third overtime, to lift the Crimson to a 41-35 win over Holy Cross at Fitton Field on Homecoming weekend. Stanton finished with 103 yards and two touchdowns on 21 carries, and received the Johnny Turco Memorial Trophy as the MVP of the Crusaders' Homecoming game. Harvard opened the scoring on a 12-yard run by Andrew Casten, before a six-yard scoring strike from Peter Pujals to Mike Fess made it 7-7 at halftime. After the Crimson pulled back in front on a four-yard fumble return for a touchdown by Eric Medes, a 22-yard scoring pass from Pujals to Nate Stanley tied the game at 14-14. The Crusaders claimed the lead with 3:11 left in the fourth quarter, when Pujals hit Jon Smith with a 20-yard touchdown pass. But Harvard came back with a 10-yard scoring strike from Conner Hempel to Cameron Brate with 38 seconds to go. Holy Cross opened overtime with a seven-yard touchdown pass from Pujals to Fess. Hempel found Tyler Ott from three yards out to knot up the score, before Stanton opened the second overtime with a one-yard scoring run to put Harvard back in front. Kalif Raymond then had a five-yard touchdown run to tie the game at 35-35. The Crusaders were unable to move the ball in the third overtime, before missing a 45-yard field goal. Stanton then scored to end the game.

Scoring Summary	1st	2nd	3rd	4th	OT	—	Total
Harvard	7	0	7	7	20	—	41
Holy Cross	0	7	7	7	14	—	35

1st	4:31	HU—Casten 12 run (Mothander kick)
2nd	6:23	HC—Fess 6 pass from Pujals (Macomber kick)
3rd	11:10	HU—Medes 4 fumble return (Mothander kick)
	5:35	HC—Stanley 22 pass from Pujals (Macomber kick)
4th	3:11	HC—J. Smith 20 pass from Pujals (Macomber kick)
	0:38	HU—Brate 10 pass from Hempel (Mothander kick)
OT	—	HC—Fess 7 pass from Pujals (Macomber kick)
	—	HU—Ott 3 pass from Hempel (Mothander kick)
	—	HU—Stanton 1 run (Mothander kick)
	—	HC—Raymond 5 run (Macomber kick)
	—	HU—Stanton 17 run (no PAT attempt)

Team Statistics	Harvard	Holy Cross
First Downs	19	31
Rushing Yards	131	116
Passing Yards	211	345
Total Offense	342	461
Comp-Att-Int	22-35-1	33-50-0
Fumbles / Lost	0 / 0	4 / 4
Penalties / Yards	7 / 61	4 / 31
Punts / Average	8 / 42.0	5 / 29.4
Punt Returns	2-39	1-6
Kickoff Returns	3-54	1-19
Time of Possession	24:59	35:01

Individual Statistics

HU Rushing: Stanton (21-103-2), Casten (1-12-1), Hempel (8-9-0), Fischer (1-7-0), S. Smith (1-6-0), Pruneau (5-(-4)-0), Team (1-(-2)-0); **HC Rushing:** Covaliu (17-59-0), Raymond (3-17-1), Macomber (1-14-0), Guild (2-13-0), Woods (2-7-0), Pujals (21-7-0), Fess (1-0-0), Team (1-(-1)-0).

HU Passing: Hempel (14-25-162-2-1), Pruneau (8-10-49-0-0); **HC Passing:** Pujals (33-50-345-4-0).

HU Receiving: Stanton (5-55-0), Fischer (5-36-0), S. Smith (3-31-0), Zorn (3-21-0), Berg (2-45-0), Brate (2-18-1), Ott (2-5-1); **HC Receiving:** Fess (11-117-2), Stanley (5-74-1), Covaliu (5-23-0), Artim (4-28-0), Wieczorek (3-40-0), Raymond (3-34-0), J. Smith (2-29-1).

2013 GAME-BY-GAME RECAPS

Game #7 • Holy Cross 51, Bucknell 27 October 12, 2013 • Lewisburg, Pa.

Peter Pujals accounted for 378 yards of total offense and six touchdowns, to lead Holy Cross to a 51-27 victory over Bucknell at Christy Mathewson-Memorial Stadium. The Crusaders opened the game by jumping out to a quick 14-0 lead on a 79-yard interception return for a touchdown by Kyle Young and a seven-yard scoring run by Pujals. The Bison responded with a 42-yard touchdown pass from R.J. Nitti to Will Carter, before John Macomber kicked a 20-yard field goal to put the Crusaders up 17-7. Pujals scored his second touchdown on a six-yard run early in the second quarter, and Holy Cross led 24-7. Bucknell came back with a one-yard scoring run by C.J. Williams, then Pujals threw a five-yard touchdown pass to Nate Stanley to make the score 30-14. The Bison were able to add a 20-yard touchdown pass from Nitti to Kyle Sullivan just before halftime, and the Crusaders were up 30-21 at the break. Holy Cross opened the third quarter with a 10-yard scoring run by Pujals to make it 37-21. Following a 14-yard Bucknell touchdown pass from Nitti to Williams, Pujals hit Kalif Raymond for a 14-yard score to put the Crusaders up 44-27. Early in the fourth quarter, Pujals tossed a 13-yard touchdown pass to Tyler Artim to conclude the scoring. Matt Bhaya led the Crusader defense with 10 tackles, an interception and a pass breakup.

Scoring Summary	1st	2nd	3rd	4th	—	Total
Holy Cross	17	13	14	7	—	51
Bucknell	7	14	6	0	—	27

1st	11:57	HC—Young 79 interception return (Macomber kick)
	10:40	HC—Pujals 7 run (Macomber kick)
	7:40	BU—Carter 42 pass from Nitti (Maurer kick)
	2:28	HC—Macomber 20 field goal
2nd	14:04	HC—Pujals 6 run (Macomber kick)
	10:34	BU—Williams 1 run (Maurer kick)
	5:32	HC—Stanley 5 pass from Pujals (Macomber kick failed)
	0:49	BU—Sullivan 20 pass from Nitti (Maurer kick)
3rd	11:03	HC—Pujals 10 run (Macomber kick)
	7:41	BU—Williams 15 pass from Nitti (Maurer kick blocked)
	3:19	HC—Raymond 14 pass from Pujals (Macomber kick)
4th	14:18	HC—Artim 13 pass from Pujals (Macomber kick)

Team Statistics	Holy Cross	Bucknell
First Downs	25	19
Rushing Yards	216	152
Passing Yards	298	271
Total Offense	514	423
Comp-Att-Int	19-30-0	20-39-4
Fumbles / Lost	2 / 2	1 / 1
Penalties / Yards	4 / 21	5 / 34
Punts / Average	1 / 41.0	3 / 39.7
Punt Returns	2-11	0-0
Kickoff Returns	4-122	5-124
Time of Possession	30:09	29:51

Individual Statistics

HC Rushing: Pujals (13-80-3), Covaliu (11-59-0), Woods (13-52-0), Wieczorek (2-11-0), Laughlin (1-8-0), Fess (1-7-0), Robbins (2-5-0), Raymond (1-0-0), Team (2-(-6)-0); **BU Rushing:** Williams (19-104-1), DelMauro (11-48-0).

HC Passing: Pujals (19-29-298-3-0), Team (0-1-0-0-0); **BU Passing:** Nitti (20-39-271-3-4).

HC Receiving: Stanley (5-46-1), Raymond (4-73-1), Fess (4-51-0), Artim (3-54-1), Wieczorek (1-45-0), Murray (1-22-0), J. Smith (1-7-0); **BU Receiving:** Brake (8-129-0), Carter (7-74-1), Sullivan (2-24-1), Lebo (1-24-0), Williams (1-14-1), Friend (1-6-0).

Game #8 • Colgate 28, Holy Cross 24 October 19, 2013 • Worcester, Mass.

Colgate's Gavin McCarney threw a 31-yard touchdown pass to Brian Lalli with 59 seconds remaining in the fourth quarter, to lift the Raiders to a 28-24 victory over Holy Cross at Fitton Field on Oct. 19, 2013. Peter Pujals hit on 25 of 40 passes for 232 yards and one touchdown, in addition to rushing for 55 yards and a score on 14 carries. Gabe Guild added 68 rushing yards and a touchdown on 15 carries, while Nate Stanley finished with six catches for 61 yards. The Holy Cross defense was led by Tyler Zeoli with seven tackles and an interception. The Crusaders opened the scoring at the 8:33-mark of the first quarter on a one-yard touchdown run by Pujals. The Raiders responded with a five-yard scoring run by McCarney on their next possession, then claimed a 14-7 lead early in the second quarter on a 10-yard touchdown pass from McCarney to John Maddaluna. Holy Cross came back with a one-yard scoring run by Guild, tying the game at 14-14 heading into the locker room. In the third quarter, John Macomber put the Crusaders back in front with a 37-yard field goal. Pujals then connected with Kalif Raymond for six-yard touchdown, and Holy Cross led 24-14 heading into the fourth quarter. A one-yard touchdown run by Ed Pavalko made the score 24-21, before the Crusaders drove deep into Colgate territory on their next possession. But on second and goal from the five-yard line, Mike Armiento intercepted a pass in the end zone to give the Raiders life. Six plays later, McCarney found Lalli for the game-winning touchdown.

Scoring Summary	1st	2nd	3rd	4th	—	Total
Colgate	7	7	0	14	—	28
Holy Cross	7	7	10	0	—	24

1st	8:33	HC—Pujals 1 run (Macomber kick)
	5:39	CU—McCarney 5 run (Bowman kick)
2nd	10:19	CU—Maddaluna 10 pass from McCarney (Bowman kick)
	1:14	HC—Guild 1 run (Macomber kick)
3rd	10:23	HC—Macomber 37 field goal
	0:12	HC—Raymond 6 pass from Pujals (Macomber kick)
4th	10:22	CU—Pavalko 1 run (Bowman kick)
	0:59	CU—Lalli 31 pass from McCarney (Bowman kick)

Team Statistics	Colgate	Holy Cross
First Downs	23	25
Rushing Yards	177	173
Passing Yards	241	232
Total Offense	418	405
Comp-Att-Int	18-23-1	25-40-1
Fumbles / Lost	1 / 1	1 / 1
Penalties / Yards	3 / 30	3 / 40
Punts / Average	1 / 33.0	1 / 45.0
Punt Returns	1-0	0-0
Kickoff Returns	2-32	5-115
Time of Possession	28:10	31:50

Individual Statistics

CU Rushing: McCarney (8-71-1), DeCicco (10-57-0), Russell (10-42-0), Pavalko (3-11-1), Team (1-(-4)-0); **HC Rushing:** Guild (15-68-1), Pujals (14-55-1), Woods (5-30-0), Fess (1-11-0), Flaherty (2-9-0), Covaliu (1-0-0).

CU Passing: McCarney (18-23-241-2-1); **HC Passing:** Pujals (25-40-232-1-1).

CU Receiving: Cason (6-123), Lalli (4-49-1), Quazza (2-21-0), Maddaluna (2-19-1), DeCicco (2-11-0), O'Connell (1-9-0), Russell (1-9-0); **HC Receiving:** Stanley (6-61-0), Raymond (6-33-1), Toulouse (5-53-0), Fess (3-40-0), Artim (2-15-0), Guild (2-6-0), Wieczorek (1-24-0).

2013 GAME-BY-GAME RECAPS

Game #9 • Lafayette 41, Holy Cross 23 October 26, 2013 • Worcester, Mass.

Lafayette's Drew Reed hit on 21 of 22 passes for 283 yards and five touchdowns, to lead the Leopards to a 41-23 victory over Holy Cross at Fitton Field. Following the contest, Reed received the Dr. Edward N. Anderson Award as the Most Valuable Player of the Crusaders' Family Weekend game. Gabe Guild led the Holy Cross offense by carrying the ball 23 times for a career-high 142 yards and two touchdowns. Peter Pujals completed 20 of 36 passes for 222 yards and one score, while Mike Fess finished the day with a team-best six receptions for 63 yards. Lafayette opened the scoring at the 8:19-mark of the first quarter on a 30-yard touchdown pass from Reed to Ross Scheuerman. A 33-yard field goal by John Macomber made the score 6-3 at the end of the first quarter. Reed threw a pair of touchdown passes for Mark Ross in the second quarter, allowing the Leopards to build a 20-3 lead. Tyler Robinson then intercepted a pass after the ball was deflected at the line of scrimmage, and returned it 41 yards for a touchdown to make the score 27-3. Pujals threw a 16-yard scoring strike to Tyler Artim later in the quarter, and Lafayette led 27-10 at halftime. Scheuerman caught a 20-yard touchdown pass from Reed in the third quarter, then Reed and Ross hooked up for a 31-yard score early in the fourth quarter, giving the Leopards a 41-10 advantage. Guild would add a pair of touchdown runs for the Crusaders, from nine yards and two yards, to conclude the scoring. Irvin Scott led the Holy Cross defense with seven tackles, while Logan Silver added six tackles.

Scoring Summary	1st	2nd	3rd	4th	—	Total
Lafayette	6	21	7	7	—	41
Holy Cross	3	7	0	13	—	23

1st	8:19	LC—Scheuerman 30 pass from Reed (Gralish kick blocked)
	3:11	HC—Macomber 33 field goal
2nd	13:43	LC—Ross 29 pass from Reed (Gralish kick)
	4:55	LC—Ross 12 pass from Reed (Gralish kick)
	3:24	LC—Robinson 41 interception return (Gralish kick)
	1:17	HC—Artim 16 pass from Pujals (Macomber kick)
3rd	9:56	LC—Scheuerman 20 pass from Reed (Gralish kick)
4th	10:42	LC—Ross 31 pass from Reed (Gralish kick)
	8:21	HC—Guild 9 run (Macomber kick failed)
	0:49	HC—Guild 2 run (Macomber kick)

Team Statistics	Lafayette	Holy Cross
First Downs	23	28
Rushing Yards	130	196
Passing Yards	283	222
Total Offense	413	418
Comp-Att-Int	21-22-0	20-36-2
Fumbles / Lost	1 / 0	1 / 0
Penalties / Yards	9 / 77	7 / 61
Punts / Average	3 / 20.0	2 / 36.5
Punt Returns	1-7	0-0
Kickoff Returns	1-6	5-51
Time of Possession	32:36	27:24

Individual Statistics

LC Rushing: Scheuerman (14-49-0), Kessel (9-46-0), Irving (6-20-0), Reed (6-17-0), Team (2-(-2)-0); **HC Rushing:** Guild (23-142-2), Pujals (13-55-0), Raymond (2-(-1)-0).

LC Passing: Reed (21-22-283-5-0); **HC Passing:** Pujals (20-36-222-1-2).

LC Receiving: Ross (8-151-3), Scheuerman (4-67-2), Duncan (3-14-0), Hall (2-19-0), Dixon (2-18-0), Creahan (1-16-0), Crawford (1-(-2)-0); **HC Receiving:** Fess (6-63-0), Toulouse (5-42-0), Stanley (3-23-0), Artim (2-27-1), Guild (2-9-0), Raymond (1-37-0), Flaherty (1-21-0).

Game #10 • #9 Fordham 32, Holy Cross 30 November 2, 2013 • Bronx, N.Y.

Mike Fess caught seven passes for 94 yards and a touchdown, but Holy Cross was defeated by No. 9 Fordham 32-30 at Jack Coffey Field. Fess also broke the all-time school record for career receptions with 3:59 remaining in the second quarter. Peter Pujals completed 23 of 38 attempts for 238 yards and three touchdowns on the day, in addition to rushing for 88 yards and a score on 18 carries. Michael Nebrich led the Rams by completing 39 of 49 passes for a school-record 524 yards and a touchdown. Holy Cross opened the scoring at the 2:46-mark of the first quarter on a five-yard touchdown run by Pujals. Fordham came back with an 11-yard scoring run by Carlton Koonce, to pull in front 7-6. The Crusaders regained the lead early in the second quarter, when Pujals threw a 24-yard touchdown pass to Kyle Toulouse. John Macomber then booted a 46-yard field goal, and Pujals connected with Fess on a 37-yard scoring strike to give Holy Cross a 23-7 lead. But Nebrich ran 10 yards for a score with just 12 seconds left before halftime, making the score 23-14. Early in the third quarter, Nebrich scored on a seven-yard run to cut the Crusaders' lead to 23-21. The Rams then regained the lead on the first play of the fourth quarter, with a 26-yard touchdown pass from Nebrich to Brian Wetzal. Michael Marando added a 39-yard field goal for Fordham to make it a two-possession game, before Holy Cross concluded the scoring with a five-yard touchdown pass from Pujals to Nate Stanley. Roman SanDoval led the Crusader defense with nine tackles.

Scoring Summary	1st	2nd	3rd	4th	—	Total
Holy Cross	6	17	0	7	—	30
Fordham	7	7	7	11	—	32

1st	2:46	HC—Pujals 5 run (Macomber kick failed)
	0:16	FU—Koonce 11 run (Marando kick)
2nd	13:21	HC—Toulouse 24 pass from Pujals (Fitzgerald kick)
	7:47	HC—Macomber 46 field goal
	2:13	HC—Fess 37 pass from Pujals (Fitzgerald kick)
	0:12	FU—Nebrich 10 run (Marando kick)
3rd	8:01	FU—Nebrich 7 run (Marando kick)
4th	14:53	FU—Wetzal 26 pass from Nebrich (Light rush)
	4:05	FU—Marando 39 field goal
	1:39	HC—Stanely 5 pass from Pujals (Fitzgerald kick)

Team Statistics	Holy Cross	Fordham
First Downs	23	39
Rushing Yards	189	176
Passing Yards	238	524
Total Offense	427	700
Comp-Att-Int	23-38-1	39-50-1
Fumbles / Lost	1 / 0	2 / 2
Penalties / Yards	7 / 45	6 / 45
Punts / Average	4 / 44.8	1 / 42.0
Punt Returns	0-0	1-1
Kickoff Returns	6-120	2-28
Time of Possession	28:40	31:20

Individual Statistics

HC Rushing: Pujals (18-88-1), Guild (13-78-0), Woods (2-15-0), Fess (1-10-0), Team (1-(-2)-0); **FU Rushing:** Koonce (28-146-1), Nebrich (10-32-2), Team (1-(-2)-0).

HC Passing: Pujals (23-38-238-3-1); **FU Passing:** Nebrich (39-49-524-1-1).

HC Receiving: Fess (7-94-1), Raymond (7-57-0), Toulouse (4-62-1), Guild (2-24-0), Stanley (2-9-1), Pujals (1-(-8)-0); **FU Receiving:** Ajala (12-189-0), Wetzal (8-83-1), T. Jones (6-120-0), M. Jones (5-53-0), Light (5-41-0), Koonce (3-38-0).

2013 GAME-BY-GAME RECAPS

Game #11 • #21 Lehigh 34, Holy Cross 20 November 9, 2013 • Bethlehem, Pa.

Gabe Guild scored two touchdowns, but Holy Cross was defeated by No. 21 Lehigh 34-20 at Goodman Stadium. Guild carried the ball eight times for 60 yards and two scores, in addition to catching a pass for six yards. Peter Pujals completed 30 of 42 passes for 269 yards and one touchdown on the day, while Nate Stanley had seven receptions for 90 yards. The Mountain Hawks were led by Keith Sherman, who rushed 20 times for 166 yards and a score, while catching two passes for 30 yards and two more touchdowns. Lehigh opened the scoring at the 10:50-mark of the first quarter on a two-yard touchdown run by Matt McHale. Holy Cross tied the score at 7-7 on a 48-yard scoring run by Guild. Sherman ran 60 yards for a touchdown for the Mountain Hawks early in the second quarter, before Guild scored his second touchdown of the day on a two-yard run to tie the game at 13-13. But Nick Shafnisky added a five-yard scoring run and a 19-yard touchdown pass to Sherman late in the quarter, giving Lehigh a 27-13 halftime lead. Shafnisky connected with Sherman on a 11-yard scoring strike in the third quarter to give Lehigh a 34-13 lead. Pujals threw a 25-yard touchdown pass to Mike Fess to make the score 34-20, but neither team would score again as the Mountain Hawks held on for the victory. Fess finished the game with eight catches for 62 yards and a score, to become the seventh player in Patriot League history with 200 career receptions. Roman SanDoval and Matt Bhaya totaled seven tackles each to lead the Crusader defense.

Scoring Summary	1st	2nd	3rd	4th	—	Total
Holy Cross	7	6	7	0	—	20
Lehigh	7	20	7	0	—	34

1st	10:50	LU—McHale 2 run (Pandy kick)
	3:07	HC—Guild 48 run (Fitzgerald kick)
2nd	12:37	LU—Sherman 60 run (Pandy kick failed)
	7:07	HC—Guild 2 run (Fitzgerald kick failed)
	2:26	LU—Shafnisky 5 run (Pandy kick)
	0:13	LU—Sherman 19 pass from Shafnisky (Pandy kick)
3rd	5:21	LU—Sherman 11 pass from Shafnisky (Pandy kick)
	3:25	HC—Fess 24 pass from Pujals (Macomber kick)

Team Statistics	Holy Cross	Lehigh
First Downs	21	26
Rushing Yards	91	260
Passing Yards	269	188
Total Offense	360	448
Comp-Att-Int	30-42-1	16-24-0
Fumbles / Lost	2 / 1	0 / 0
Penalties / Yards	5 / 33	5 / 38
Punts / Average	5 / 35.6	5 / 39.8
Punt Returns	2-1	1-11
Kickoff Returns	5-97	2-46
Time of Possession	28:57	31:03

Individual Statistics

HC Rushing: Guild (8-60-2), Pujals (14-23-0), Flaherty (2-10-0), Raymond (1-1-0), Woods (1-(-1)-0), Team (1-(-2)-0); **LU Rushing:** Sherman (20-166-1), Shafnisky (13-55-1), McHale (5-31-0), Farrell (4-9-0), Hayden (1-(-1)-0).

HC Passing: Pujals (30-42-269-1-1); **LU Passing:** Shafnisky (11-12-136-2-0), McHale (5-12-52-0-0).

HC Receiving: Fess (8-62-1), Stanley (7-90-0), Raymond (7-55-0), Toulouse (3-24-0), Wiecek (2-18-0), Artim (1-12-0), Guild (1-6-0), Flaherty (1-2-0); **LU Receiving:** Kurfis (5-74-0), Gaul (3-33-0), Coyle (3-29-0), Sherman (2-30-2), Parris (2-18-0), Hayden (1-4-0).

Game #12 • Georgetown 28, Holy Cross 21 November 23, 2013 • Worcester, Mass.

Mike Fess caught seven passes for 89 yards and a touchdown, but Holy Cross was defeated by Georgetown 28-21 at Fitton Field. The Crusaders opened the scoring at the 11:54-mark of the first quarter on a one-yard touchdown run by Peter Pujals. The Hoyas tied the game at 7-7 on a five-yard scoring run by Joel Kimpela, before Pujals threw a 19-yard touchdown pass to Fess, giving Holy Cross a 14-7 lead at the end of the first quarter. Georgetown made the score 14-14 in the second quarter on a one-yard scoring run by Kyle Nolan, then took a 20-14 lead in the third quarter on a pair of field goals by Matt MacZura (from 29 and 39 yards). The Crusaders had a chance to regain the lead early in the fourth quarter, before fumbling on the Hoyas' two-yard line. Georgetown would later make the score 28-14 when Nolan ran 82 yards for a touchdown with 1:57 left to play. Holy Cross responded with a 12-yard scoring strike from Pujals to Jake Wiecek, but the Hoyas recovered the ensuing onside kick and were able to run out the clock. Pujals completed 23 of 39 passes on the day for 238 yards and two touchdowns. Nolan led Georgetown by hitting on 19 of 32 passes for 227 yards, while rushing 18 times for 143 yards. For the Crusader defense, Steven Martinez totaled eight tackles, two tackles for loss and two pass breakups, while Tyler Zeoli added seven tackles with a forced fumble.

Scoring Summary	1st	2nd	3rd	4th	—	Total
Georgetown	7	7	6	8	—	28
Holy Cross	14	0	0	7	—	21

1st	11:54	HC—Pujals 1 run (Macomber kick)
	5:16	GU—Kimpela 5 run (MacZura kick)
	1:25	HC—Fess 19 pass from Pujals (Macomber kick)
2nd	5:20	GU—Nolan 1 run (MacZura kick)
3rd	9:55	GU—MacZura 29 field goal
	1:17	GU—MacZura 39 field goal
4th	1:57	GU—Nolan 82 run (Campanella rush)
	0:47	HC—Wiecek 12 pass from Pujals (Macomber kick)

Team Statistics	Georgetown	Holy Cross
First Downs	20	91
Rushing Yards	212	59
Passing Yards	227	238
Total Offense	439	297
Comp-Att-Int	19-32-0	23-39-2
Fumbles / Lost	1 / 1	2 / 2
Penalties / Yards	9 / 65	6 / 62
Punts / Average	5 / 30.4	6 / 41.3
Punt Returns	2-8	2-(-1)
Kickoff Returns	1-29	6-112
Time of Possession	33:34	26:26

Individual Statistics

GU Rushing: Nolan (18-143-2), Campanella (12-58-0), Kimpela (10-24-1), Claytor (2-7-0), Williams (1-(-11)-0), Team (3-(-9)-0); **HC Rushing:** Guild (11-27-0), Flaherty (4-17-0), Woods (1-14-0), Pujals (14-1-1).

GU Passing: Nolan (19-32-227-0-0); **HC Passing:** Pujals (23-39-238-2-2).

GU Receiving: Wilke (7-121-0), Hill (3-41-0), Claytor (3-15-0), DeCicco (2-24-0), Owusu (2-15-0), Sprotte (2-11-0); **HC Receiving:** Fess (7-89-1), Toulouse (5-54-0), Stanley (4-45-0), Guild (3-7-0), Raymond (2-18-0), Artim (1-13-0), Wiecek (1-12-1).

2013 HONORS & AWARDS

GARY ACQUAH

Team Captain

PETE ANASTASIO

NFF Hampshire Honor Society
Patriot League Academic Honor Roll

DABNESS ATKINS

Patriot League Academic Honor Roll

MATT BHAYA

Patriot League Academic Honor Roll

COAN CALABRESE

Patriot League Academic Honor Roll

JACK DALY

NFF Hampshire Honor Society
Patriot League Academic Honor Roll

DEAN DOE

Patriot League Academic Honor Roll

STEVEN ELDER

Patriot League Academic Honor Roll

MATT FAVA

Patriot League Academic Honor Roll

MIKE FESS

All-Patriot League (Second Team)
FCS Athletic Directors Academic All-Star Team
NFF Hampshire Honor Society
Academic All-Patriot League
Patriot League Academic Honor Roll
Team Captain

LUKE FORD

Patriot League Academic Honor Roll

J.T. FRANK

Patriot League Academic Honor Roll

PHILIP GOUGH

NFF Hampshire Honor Society
Patriot League Academic Honor Roll

GABE GUILD

Patriot League Academic Honor Roll
Patriot League Rookie of the Week (8/31)

CLINT JACKMAN

Patriot League Academic Honor Roll

SAM JONES

Capital One Academic All-District (First Team)
Academic All-Patriot League
Patriot League Academic Honor Roll

JAY KNIGHTON

Patriot League Academic Honor Roll

CAIN LAMPER

Patriot League Academic Honor Roll

MAX LIBRIZZI

NFF Hampshire Honor Society
Patriot League Academic Honor Roll

JOHN MACOMBER

All-Patriot League (Second Team)
New England Football Writers All-Star Team
William V. Campbell Trophy Semifinalist
NFF Hampshire Honor Society
Academic All-Patriot League
Patriot League Academic Honor Roll
CFPA National Punter of the Week (11/2)
Patriot League Special Teams Player of the Week (9/28)

MARK MCGUIRE

Patriot League Academic Honor Roll

EMANUEL MENDOZA

Patriot League Academic Honor Roll

CHARLIE MURPHY

Patriot League Academic Honor Roll

JAMES MURRAY

Patriot League Academic Honor Roll

JEREME MURRAY

Patriot League Academic Honor Roll

RYAN NEUMANN

Patriot League Academic Honor Roll

SCOTTY O'DONOGHUE

NFF Hampshire Honor Society
Patriot League Academic Honor Roll

KYLE PEDRETTY

All-Patriot League (Second Team)

PETER PUJALS

Jerry Rice Award Finalist
Patriot League Rookie of the Year
Sports Network National Freshman of the Week (9/28)
Gridiron Club of Greater Boston Gold Helmet (10/12)
Patriot League Rookie of the Week
(9/21, 9/28, 10/5, 10/12, 10/19)

DIEGO QUINTANAR

Patriot League Academic Honor Roll

PAT RESTREPO

Patriot League Academic Honor Roll

ANDREW RHODES

Patriot League Academic Honor Roll

GEORGE SESSOMS

Patriot League Academic Honor Roll

MICHAEL SHEWCHUK

Patriot League Academic Honor Roll

JON SMITH

NFF Hampshire Honor Society
Patriot League Academic Honor Roll

RYAN SMITH

Patriot League Academic Honor Roll

KYLE TOULOUSE

Patriot League Academic Honor Roll
CFPA National Punt Returner of the Week (8/31)
Patriot League Special Teams Player of the Week (8/31)

MIKE TUCKER

NFF Hampshire Honor Society
Patriot League Academic Honor Roll

JAKE WIECZOREK

Patriot League Academic Honor Roll

REGGIE WOODS

Patriot League Academic Honor Roll

KYLE YOUNG

USA Football National Rookie of the Week (9/28)
Patriot League Defensive Player of the Week (9/28)
Patriot League Rookie of the Week (9/14)

TYLER ZEOLI

Patriot League Academic Honor Roll

ANDREW ZITNIK

NFF Hampshire Honor Society

INDIVIDUAL RECORDS

RUSHING RECORDS

MOST YARDS GAINED

Play: 94, Joe Wilson (Boston Univ., 1970)
 Game: 337, Gill Fenerty (Columbia, 1983)
 Season: 1465, Jerome Fuller (1991)
 Career: 3680, Gill Fenerty (1983-1985)

MOST CARRIES

Game: 37, Gill Fenerty (Delaware, 1985)
 Season: 266, Andy Clivio (1982)
 266, Jerome Fuller (1991)
 Career: 710, Joe Segreti (1987-1990)

MOST YARDS PER CARRY

Game: 18.7, Gill Fenerty (Columbia, 1983)
 Season: 6.3, Gill Fenerty (1983)
 Career: 5.8, Gill Fenerty (1983-1985)

MOST YARDS PER GAME

Season: 136.8, Gill Fenerty (1985)
 Career: 118.7, Gill Fenerty (1983-1985)

MOST TOUCHDOWNS

Game: 6, Gill Fenerty (Columbia, 1983)
 Season: 16, Joe Segreti (1988)
 Career: 37, Joe Segreti (1987-1990)

MOST 100-YARD GAMES

Season: 9, Jerome Fuller (1991)
 Career: 20, Joe Segreti (1987-1990)
 Consec.: 7, Gill Fenerty (1984)

MOST 200-YARD GAMES

Season: 3, Gill Fenerty (1985)
 Career: 4, Gill Fenerty (1983-1985)

TOP RUSHING PERFORMANCES

MOST YARDS GAINED

Single Play:

- 94 Joe Wilson (Boston Univ., 1970)
- 81 Jack Lentz (Richmond, 1964)
- 78 Andy Fitzpatrick (UMass, 1993)
- 76 Gill Fenerty (Colgate, 1984)
- 74 Frank Nealon (Syracuse, 1974)
- 74 Terrance Gass (Lehigh, 2007)
- 73 Gill Fenerty (Boston Univ., 1983)
- 72 Jerome Fuller (Villanova, 1989)
- 70 Dave Hohl (Boston Univ., 1955)

Single Game:

- 337 Gill Fenerty (Columbia, 1983)
- 274 Joe Wilson (Rutgers, 1972)
- 239 Joe Segreti (Dartmouth, 1990)
- 230 Gill Fenerty (Colgate, 1985)
- 228 Stan Kozlowski (Coast Guard, 1943)
- 214 Joe Segreti (Lehigh, 1988)
- 209 Gill Fenerty (Harvard, 1985)
- 207 Jerome Fuller (UMass, 1991)
- 204 Gill Fenerty (Delaware, 1985)
- 201 Steve Silva (Bucknell, 2005)

Single Season:

- 1465 Jerome Fuller (1991)
- 1368 Gill Fenerty (1985)
- 1211 Gill Fenerty (1984)
- 1187 Joe Segreti (1988)
- 1143 Joe Segreti (1990)
- 1101 Gill Fenerty (1983)
- 1099 Joe Segreti (1989)
- 1073 Andy Clivio (1982)
- 973 Joe Wilson (1971)
- 913 Steve Silva (2005)

Career:

- 3680 Gill Fenerty (1983-1985)
- 3461 Joe Segreti (1987-1990)
- 2646 Steve Silva (2001-2005)
- 2447 Jerome Fuller (1988-1991)
- 2350 Joe Wilson (1970-1972)
- 2167 Steve Hunt (1974-1977)
- 2132 J.R. Walz (1994-1998)
- 1833 Mark Covington (1980-1982)
- 1816 Steve Buchanan (1971-1973)
- 1783 Andy Clivio (1979-1982)

MOST CARRIES

Single Game:

- 37 Gill Fenerty (Delaware, 1985)
- 35 Steve Hunt (Colgate, 1975)
- 35 Gill Fenerty (Colgate, 1985)
- 35 Joe Segreti (Dartmouth, 1990)
- 34 Joe Wilson (Rutgers, 1972)
- 34 Joe Segreti (Brown, 1988)
- 33 J.R. Walz (Lafayette, 1994)
- 33 Steve Silva (Bucknell, 2005)
- 32 Stan Kozlowski (U.S. Sub Base, 1945)
- 32 Joe Segreti (Dartmouth, 1988)
- 32 J.R. Walz (Fordham, 1994)

Single Season:

- 266 Andy Clivio (1982)
- 266 Jerome Fuller (1991)
- 247 Gill Fenerty (1985)
- 244 Joe Segreti (1988)
- 233 Joe Segreti (1989)
- 228 Joe Segreti (1990)
- 210 Gill Fenerty (1984)
- 209 Mark Covington (1981)
- 205 Stan Kozlowski (1945)
- 200 J.R. Walz (1994)

Career:

- 710 Joe Segreti (1987-1990)
- 632 Gill Fenerty (1983-1985)
- 615 Steve Silva (2001-2005)
- 528 J.R. Walz (1994-1998)
- 522 Steve Hunt (1974-1977)
- 508 Mark Covington (1980-1982)
- 462 Joe Wilson (1970-1972)
- 440 Andy Clivio (1979-1982)
- 438 Jerome Fuller (1988-1991)
- 436 Larry Ewald (1976-1979)

MOST YARDS PER CARRY

Single Game (minimum 10 carries):

- 18.7 Gill Fenerty (Columbia, 1983)
- 11.3 Gordie Lockbaum (Harvard, 1986)
- 10.9 Brian Doherty (Rhode Island, 1976)
- 10.8 John Turco (Marquette, 1951)
- 10.5 Joe Wilson (Boston Univ., 1971)
- 10.4 Terrance Gass (Bucknell, 2007)
- 10.3 Jack Lentz (Buffalo, 1964)
- 10.2 Mel Massucco (Colgate, 1951)
- 10.2 Eddie Houghton (Fordham, 2011)

Single Season (minimum 100 carries):

- 6.3 Gill Fenerty (1983)
- 6.2 Brian Doherty (1976)
- 5.8 Gill Fenerty (1984)
- 5.7 Gordie Lockbaum (1986)
- 5.6 Mike Kielt (2008)
- 5.6 Terrance Gass (2007)
- 5.5 Gill Fenerty (1985)
- 5.5 Tom Kelleher (1987)
- 5.5 Jerome Fuller (1991)
- 5.5 Joe Wilson (1971)

Career (minimum 200 carries):

- 5.8 Gill Fenerty (1983-1985)
- 5.6 Jerome Fuller (1988-1991)
- 5.4 Gordie Lockbaum (1984-1987)
- 5.1 Joe Wilson (1970-1972)
- 5.0 Mike Kielt (2005-2008)
- 5.0 Brian Doherty (1976-1979)
- 4.9 Joe Segreti (1987-1990)
- 4.7 Terrance Gass (2005-2008)
- 4.7 Eddie Houghton (2009-2012)
- 4.6 Tom Kelleher (1983-1987)

INDIVIDUAL RECORDS

MOST YARDS PER GAME

Single Season:

1. 136.8 Gill Fenerty (1985)
2. 133.2 Jerome Fuller (1991)
3. 110.1 Gill Fenerty (1983)
4. 110.1 Gill Fenerty (1984)
5. 107.9 Joe Segreti (1988)
6. 103.9 Joe Segreti (1990)
7. 99.9 Joe Segreti (1989)
8. 97.5 Andy Clivio (1982)
9. 97.3 Joe Wilson (1971)
10. 91.3 Steve Silva (2005)

Career:

1. 118.7 Gill Fenerty (1983-1985)
2. 92.1 Stan Kozlowski (1943-1945)
3. 86.5 Joe Segreti (1987-1990)
4. 75.8 Joe Wilson (1970-1972)
5. 74.3 Jack Lentz (1964-1966)
6. 69.9 Jerome Fuller (1988-1991)
7. 63.0 Steve Silva (2001-2005)
8. 58.6 Steve Buchanan (1971-1973)
9. 55.5 Mark Covington (1980-1982)
10. 53.3 Mel Massucco (1949-1951)

MOST TOUCHDOWNS

Single Game:

1. 6 Gill Fenerty (Columbia, 1983)
2. 5 John Kenney (Worcester Tech, 1898)
3. 4 Gordie Lockbaum (Dartmouth, 1986)
4. Joe Segreti (Lehigh, 1988)
4. Joe Segreti (Brown, 1988)
4. Steve Silva (Bucknell, 2005)

Single Season:

1. 16 Joe Segreti (1988)
2. 15 Gill Fenerty (1983)
3. 14 Gordie Lockbaum (1986)
4. 13 Gordie Lockbaum (1987)
5. 12 Pat McCarthy (1962)
- 12 Joe Segreti (1989)
- 12 Jerome Fuller (1991)
8. 11 Mark Covington (1981)
- 11 Tom Kelleher (1987)
- 11 Steve Silva (2005)

Career:

1. 37 Joe Segreti (1987-1990)
2. 33 Steve Silva (2001-2005)
3. 27 Gill Fenerty (1983-1985)
- 27 Gordie Lockbaum (1984-1987)
5. 25 Pat McCarthy (1960-1962)
6. 23 Chuck Doyle (1982-1985)
7. 22 Joe Wilson (1970-1972)
8. 20 Mark Covington (1980-1982)
- 20 Pete Muldoon (1981-1984)
10. 18 Brian Doherty (1976-1979)
- 18 Tom Kelleher (1983-1987)
- 18 Brian Hall (1999-2002)
- 18 Mike Kielt (2005-2008)

MOST 100-YARD GAMES

Single Season:

1. 9 Jerome Fuller (1991)
2. 7 Gill Fenerty (1984)
- 7 Joe Segreti (1989)
- 7 Joe Segreti (1990)
5. 6 Andy Clivio (1982)
- 6 Gill Fenerty (1985)
- 6 Joe Segreti (1988)
8. 5 Gill Fenerty (1983)
- 5 Steve Silva (2005)

Career:

1. 20 Joe Segreti (1987-1990)
2. 18 Gill Fenerty (1983-1985)
3. 10 Joe Wilson (1970-1972)
4. 9 Jerome Fuller (1988-1991)
5. 8 Steve Silva (2001-2005)
6. 7 Jack Lentz (1964-1966)
- 7 Steve Buchanan (1971-1973)
- 7 J.R. Walz (1994-1998)
9. 6 Andy Clivio (1979-1982)

Consecutive:

1. 7 Gill Fenerty (1984)
2. 5 Joe Segreti (1990)
- 5 Jerome Fuller (1991)
4. 4 Andy Clivio (1982)
- 4 Joe Segreti (1988)

PASSING RECORDS

MOST YARDS GAINED

- Play: 99, Colin Clapton to Eddie Jenkins (Boston University, 1970)
- Game: 449, Tom Ciaccio (Villanova, 1989)
- Season: 3838, Dominic Randolph (2008)
- Career: 13455, Dominic Randolph (2006-2009)

MOST ATTEMPTS

- Game: 63, Dominic Randolph (Yale, 2008)
- Season: 520, Dominic Randolph (2008)
- Career: 1786, Dominic Randolph (2006-2009)

MOST COMPLETIONS

- Game: 41, Dominic Randolph (Yale, 2008)
41, Dominic Randolph (Brown, 2008)
- Season: 340, Dominic Randolph (2008)
- Career: 1131, Dominic Randolph (2006-2009)

MOST YARDS PER ATTEMPT

- Season: 9.2, Jeff Wiley (1987)
- Career: 8.0, Jeff Wiley (1985-1988)

MOST YARDS PER COMPLETION

- Season: 17.8, Ken Komodzinski (1959)
- Career: 17.0, Tom Greene (1956-1958)

MOST YARDS PER GAME

- Season: 348.9, Dominic Randolph (2008)
- Career: 312.9, Dominic Randolph (2006-2009)

HIGHEST COMPLETION PERCENT

- Game: 90.0, Phil O'Neil (UConn, 1968)
- Season: 66.2, Jeff Wiley (1987)
- Career: **63.6, Peter Pujals (2013-present)**

MOST TOUCHDOWNS

- Game: 7, Jeff Wiley (Lehigh, 1987)
- Season: 34, Jeff Wiley (1987)
- 34, Dominic Randolph (2008)
- 34, Dominic Randolph (2009)
- Career: 117, Dominic Randolph (2006-2009)

HIGHEST PASS EFFICIENCY RATING

- Season: 163.0, Jeff Wiley (1987)
- Career: 143.1, Dominic Randolph (2006-2009)

MOST INTERCEPTIONS

- Game: 5, Jack Stephens (Marquette, 1955)
- 5, Dave Boisture (Villanova, 1980)
- 5, Peter Muldoon (Harvard, 1982)
- 5, Tom Ciaccio (Army, 1990)
- Season: 23, Peter Vaas (1973)
- Career: 63, Jeff Wiley (1985-1988)

MOST 300-YARD GAMES

- Season: 8, Dominic Randolph (2008)
- Career: 24, Dominic Randolph (2006-2009)
- Consec.: 9, Dominic Randolph (2008-2009)

MOST 400-YARD GAMES

- Season: 3, Dominic Randolph (2008)
- Career: 7, Dominic Randolph (2006-2009)

INDIVIDUAL RECORDS

TOP PASSING PERFORMANCES

Most Yards Gained

Single Play:

- 99 Colin Clapton (Boston U., 1970)
- 95 Tom Ciaccio (Bucknell, 1991)
- 91 Jeff Wiley (Bucknell, 1987)
- 86 Erreick Stewart (Fordham, 2000)
- 85 Brian Hall (St. Mary's, 1999)
- 84 Tom Ciaccio (Brown, 1991)
- 78 Dave Boisture (1980)
- 77 John O'Neil (Sacred Heart, 2005)
- 76 Mike Cunnion (Buffalo, 1964)
- 75 Mike Cunnion (Richmond, 1964)
- 75 Jeff Wiley (Harvard, 1987)
- 75 Tom Ciaccio (Harvard, 1990)
- 75 Dominic Randolph (Colgate, 2008)

Single Game:

- 449 Tom Ciaccio (Villanova, 1989)
- 441 Dominic Randolph (Colgate, 2007)
- 438 Jeff Wiley (Massachusetts, 1987)
- 430 Dominic Randolph (Brown, 2008)
- 422 Dominic Randolph (Lafayette, 2008)
- 416 Brian Hall (Lafayette, 2001)
- 414 Jeff Wiley (Lehigh, 1987)
- 414 Dominic Randolph (Georgetown, 2009)
- 412 Ryan Taggart (New Hampshire, 2011)
- 411 Dominic Randolph (Brown, 2009)

Single Season:

- 3838 Dominic Randolph (2008)
- 3776 Dominic Randolph (2009)
- 3677 Jeff Wiley (1987)
- 3604 Dominic Randolph (2007)
- 3010 Tom Ciaccio (1991)
- 2982 Tom Ciaccio (1989)
- 2948 Ryan Taggart (2011)
- 2611 Tom Ciaccio (1990)
- 2573 Jeff Wiley (1988)
- 2573 John O'Neil (2003)

Career:

- 13445 Dominic Randolph (2006-2009)
- 9698 Jeff Wiley (1985-1988)
- 8603 Tom Ciaccio (1988-1991)
- 6670 John O'Neil (2002-2005)
- 5721 Brian Hall (1999-2002)
- 4850 Ryan Taggart (2008-2011)
- 4801 Peter Muldoon (1981-1984)
- 4074 Charlie Maloy (1950-1952)
- 3859 Brion Stapp (1994-1997)
- 3289 Pat McCarthy (1960-1962)

Most Attempts

Single Game:

- 63 Dominic Randolph (Yale, 2008)
- 62 Dominic Randolph (UMass, 2007)
- 59 Dominic Randolph (Fordham, 2008)
- 58 Ryan Taggart (Bucknell, 2011)
- 57 Ryan Taggart (New Hampshire, 2011)
- 56 Charlie Maloy (Quantico Marines, 1952)
- 56 Dominic Randolph (Georgetown, 2009)
- 55 Dominic Randolph (Harvard, 2007)
- 54 Dominic Randolph (Brown, 2008)
- 53 Jeff Wiley (Harvard, 1988)
- 53 Dominic Randolph (Lehigh, 2006)
- 53 Dominic Randolph (Fordham, 2007)
- 53 Dominic Randolph (Brown, 2009)

Single Season:

- 520 Dominic Randolph (2008)
- 485 Dominic Randolph (2009)
- 482 Dominic Randolph (2007)
- 430 Ryan Taggart (2011)
- 400 Jeff Wiley (1987)
- 385 Tom Ciaccio (1991)
- 373 John O'Neil (2003)
- 363 Tom Ciaccio (1989)
- 356 John O'Neil (2004)
- 345 Brian Hall (2002)

Career:

- 1786 Dominic Randolph (2006-2009)
- 1208 Jeff Wiley (1985-1988)
- 1073 Tom Ciaccio (1988-1991)
- 1067 John O'Neil (2002-2005)
- 889 Brian Hall (1999-2002)
- 749 Ryan Taggart (2008-2011)
- 689 Charlie Maloy (1950-1952)
- 681 Brion Stapp (1994-1997)
- 616 Pete Muldoon (1981-1984)
- 533 Dan Boland (1995-1998)

Most Completions

Single Game:

- 41 Dominic Randolph (Yale, 2008)
- 41 Dominic Randolph (Brown, 2008)
- 40 Ryan Taggart (New Hampshire, 2011)
- 38 Dominic Randolph (Bucknell, 2008)
- 38 Dominic Randolph (Brown, 2009)
- 36 Dominic Randolph (Georgetown, 2009)
- 35 Dominic Randolph (Fordham, 2008)
- 34 Dominic Randolph (Lafayette, 2006)
- 33 Dominic Randolph (Dartmouth, 2008)
- 33 Kevin Watson (New Hampshire, 2012)
- 33 Peter Pujals (Harvard, 2013)**

Single Season:

- 340 Dominic Randolph (2008)
- 310 Dominic Randolph (2009)
- 297 Dominic Randolph (2007)
- 268 Ryan Taggart (2011)
- 265 Jeff Wiley (1987)
- 232 Tom Ciaccio (1991)
- 230 Tom Ciaccio (1989)
- 215 John O'Neil (2003)
- 211 Peter Pujals (2013)**
- 203 Jeff Wiley (1988)

Career:

- 1131 Dominic Randolph (2006-2009)
- 723 Jeff Wiley (1985-1988)
- 658 Tom Ciaccio (1988-1991)
- 596 John O'Neil (2002-2005)
- 503 Brian Hall (1999-2002)
- 455 Ryan Taggart (2008-2011)
- 348 Brion Stapp (1994-1997)
- 339 Peter Muldoon (1981-1984)
- 306 Charlie Maloy (1950-1952)
- 274 Dan Boland (1995-1998)

Highest Completion Percent

Single Game (minimum 10 attempts):

- 90.0 Phil O'Neil (Connecticut, 1968)
- 85.7 Tom Ciaccio (Northeastern, 1989)
- 85.7 John O'Neil (Lehigh, 2004)
- 82.6 Brian McSharry (Northeastern, 2006)
- 81.3 Brian Hall (Dartmouth, 2001)
- 81.2 Ryan Taggart (Colgate, 2011)
- 80.0 Ryan Laughlin (Georgetown, 2012)**
- 78.4 Dominic Randolph (Brown, 2007)
- 77.8 Tom Ciaccio (Lehigh, 1989)
- 77.6 Dominic Randolph (Bucknell, 2008)

Single Season (minimum 100 attempts):

- 66.2 Jeff Wiley (1987)
- 65.4 Dominic Randolph (2008)
- 63.9 Dominic Randolph (2009)
- 63.6 Peter Pujals (2013)**
- 63.4 Tom Ciaccio (1989)
- 62.3 Ryan Taggart (2011)
- 61.6 Dominic Randolph (2007)
- 61.5 Dominic Randolph (2006)
- 61.4 Ryan Laughlin (2012)**
- 61.3 Steven Elder (2012)**

INDIVIDUAL RECORDS

Career (minimum 300 attempts):

1. **63.6** Peter Pujals (2013-present)
2. 63.3 Dominic Randolph (2006-2009)
3. 61.3 Tom Ciaccio (1988-1991)
4. 60.7 Ryan Taggart (2008-2011)
5. 59.9 Jeff Wiley (1985-1988)
6. 56.6 Brian Hall (1999-2002)
7. 55.9 John O'Neil (2002-2005)
8. 55.0 Peter Muldoon (1981-1984)
9. 51.4 Dan Boland (1995-1998)
10. 51.1 Brion Stapp (1995-1997)

MOST TOUCHDOWNS

Single Game:

1. 7 Jeff Wiley (Lehigh, 1987)
2. 6 Dominic Randolph (Brown, 2007)
3. 5 Peter Vaas (Temple, 1973)
- 5 Brian Hall (Dartmouth, 2001)
- 5 Brian Hall (Lafayette, 2001)
- 5 Dominic Randolph (Fordham, 2008)
- 5 Dominic Randolph (Northeastern, 2009)
8. 4 Jim Hobin (Harvard, 1934)
- 4 Charlie Moloy (Brown, 1950)
- 4 Jeff Wiley (three times)
- 4 Tom Ciaccio (seven times)
- 4 Brian Hall (two times)
- 4 John O'Neil (two times)
- 4 Dominic Randolph (eight times)
- 4 **Peter Pujals (Harvard, 2013)**

Single Season:

1. 34 Jeff Wiley (1987)
- 34 Dominic Randolph (2008)
- 34 Dominic Randolph (2009)
4. 30 Dominic Randolph (2007)
5. 25 Tom Ciaccio (1991)
6. 24 Tom Ciaccio (1990)
7. 23 Tom Ciaccio (1989)
8. 20 Brian Hall (2001)
- 20 Brian Hall (2002)
10. 19 John O'Neil (2003)
- 19 Dominic Randolph (2006)
- 19 **Peter Pujals (2013)**

Career:

1. 117 Dominic Randolph (2006-2009)
2. 72 Tom Ciaccio (1988-1991)
3. 71 Jeff Wiley (1985-1988)
4. 54 John O'Neil (2002-2005)
5. 48 Brian Hall (1999-2002)
6. 34 Charlie Maloy (1950-1952)
7. 31 Ryan Taggart (2008-2011)
8. 25 Peter Muldoon (1981-1984)
9. 23 Pat McCarthy (1960-1962)
10. 22 Brion Stapp (1995-1997)

HIGHEST PASS EFFICIENCY RATING

Single Season (minimum 100 attempts):

1. 163.0 Jeff Wiley (1987)
2. 146.3 Dominic Randolph (2009)
3. 145.6 Tom Ciaccio (1989)
4. 144.0 Tom Ciaccio (1990)
5. 142.4 Dominic Randolph (2008)
6. 141.6 Dominic Randolph (2007)
7. 141.3 Dominic Randolph (2006)
8. 138.0 Tom Ciaccio (1991)
9. 135.5 Pete Muldoon (1984)
10. **134.8** Peter Pujals (2013)

Career (minimum 300 attempts):

1. 143.1 Dominic Randolph (2006-2009)
2. 142.2 Tom Ciaccio (1988-1991)
3. 136.3 Jeff Wiley (1985-1988)
4. **134.8** Peter Pujals (2013-present)
5. 125.1 Ryan Taggart (2008-2011)
6. 122.5 Pete Muldoon (1981-1984)
7. 122.2 Brian Hall (1999-2002)
8. 119.6 John O'Neil (2002-2005)
9. 107.6 Tom Greene (1956-1958)
10. 104.5 Dan Boland (1995-1998)

MOST 300-YARD GAMES

Single Season:

1. 8 Dominic Randolph (2008)
2. 7 Jeff Wiley (1987)
- 7 Dominic Randolph (2007)
4. 6 Dominic Randolph (2009)
5. 5 Tom Ciaccio (1991)
6. 4 Jeff Wiley (1988)
- 4 Tom Ciaccio (1989)
- 4 Ryan Taggart (2011)
9. 3 Tom Ciaccio (1990)

Career:

1. 24 Dominic Randolph (2006-2009)
2. 13 Jeff Wiley (1985-1988)
3. 12 Tom Ciaccio (1988-1991)
4. 4 Ryan Taggart (2008-2011)
5. 3 Brian Hall (1999-2002)

Consecutive:

1. 9 Dominic Randolph (2008-2009)
2. 4 Jeff Wiley (1987)
- 4 Tom Ciaccio (1991)
4. 3 Dominic Randolph (2007)

RECEIVING RECORDS

MOST RECEPTIONS

- Game: 15, Gordie Lockbaum (Villanova, 1987)
Season: 90, Ari Confesor (2003)
Career: 209, Mike Fess (2010-2013)

MOST YARDS GAINED

- Play: 99, Eddie Jenkins from Colin Clapton (Boston University, 1970)
Game: 216, Mark Roman (Brown, 1991)
Season: 1213, Ari Confesor (2003)
Career: 2352, Ari Confesor (2000-2003)

MOST YARDS PER RECEPTION

- Season: 22.3, Johnny Turco (1950)
Career: 19.7, Johnny Turco (1949-1951)

MOST RECEPTIONS PER GAME

- Season: 7.5, Ari Confesor (2003)
Career: 4.8, Mike Fess (2010-2013)

MOST TOUCHDOWNS

- Game: 4, Chris Summers (Lafayette, 1993)
4, Ari Confesor (Dartmouth, 2002)
Season: 13, Chris Summers (1993)
13, Jon Brock (2008)
Career: 22, Sean Gruber (2002-2005)

TOP RECEIVING PERFORMANCES

MOST RECEPTIONS

Single Game:

1. 15 Gordie Lockbaum (Villanova, 1987)
2. 13 Craig Cerretani (Boston College, 1976)
- 13 Ari Confesor (San Diego, 2003)
- 13 Kyle Toulouse (New Hampshire, 2011)
5. 12 Jeff Laboranti (Dartmouth, 1997)
- 12 Ari Confesor (Dartmouth, 2000)
- 12 Gerald Mistretta (Dartmouth, 2011)
8. 11 Dave Quehl (Boston Univ., 1975)
- 11 Wally Dembowski (Boston College, 1986)
- 11 Wally Dembowski (Colgate, 1987)
- 11 Wally Dembowski (Brown, 1987)
- 11 Mark Roman (Brown, 1991)
- 11 Chris Summers (Yale, 1993)
- 11 David Thompson (Fordham, 2000)
- 11 Ari Confesor (Colgate, 2003)
- 11 Ryan Maher (UMass, 2007)
- 11 Mike Fess (New Hampshire, 2011)
- 11 Mike Fess (Harvard, 2013)

Single Season:

1. 90 Ari Confesor (2003)
2. 80 Mike Fess (2012)
3. 78 Gordie Lockbaum (1987)
4. 75 Ryan Maher (2007)
- 75 Mike Fess (2013)
6. 69 Ryan Maher (2006)
7. 68 Chris Summers (1993)
8. 65 Wally Dembowski (1987)
9. 63 Dave Quehl (1975)
- 63 Luke Chmielinski (2009)

INDIVIDUAL RECORDS

Career:

- 209 Mike Fess (2010-2013)
- 190 Jeff Laboranti (1994-1997)
- 182 Ari Confesor (2000-2003)
- 158 Mark Gallagher (1987-1990)
- 154 Steve Silva (2001-2005)
- 148 Ryan Maher (2004-2007)
- 148 Gerald Mistretta (2009-2012)
- 144 Bobby Andrews (1995-1998)
- 138 Brett McDermott (2005-2008)
- 135 Gordie Lockbaum (1984-1987)

MOST YARDS GAINED

Single Play:

- 99 Eddie Jenkins (Boston U., 1970)
- 95 Mark Roman (Bucknell, 1991)
- 91 Rick Lane (Bucknell, 1987)
- 86 Steve Green (Fordham, 2000)
- 85 David Kasouf (St. Mary's, 1999)
- 84 Mark Roman (Brown, 1991)
- 78 John Ahern (1980)
- 77 Sean Gruber (Sacred Heart, 2005)
- 76 Bill Sexton (Buffalo, 1964)
- 75 Jim Marcellino (Richmond, 1964)
- 75 Gordie Lockbaum (Harvard, 1987)
- 75 Jack Lavalette (Harvard, 1990)
- 75 Jon Brock (Colgate, 2008)

Single Game:

- 216 Mark Roman (Brown, 1991)
- 211 David Kasouf (Fordham, 2002)
- 202 Mark Sheridan (Temple, 1973)
- 199 Ari Confesor (San Diego, 2003)
- 196 Gordie Lockbaum (Villanova, 1987)
- 170 Bill Cowley (Colgate, 1983)
- 169 Steve Green (Yale, 1999)
- 165 Ryan Maher (Lehigh, 2007)
- 164 David Kasouf (Colgate, 1999)
- 163 John Turco (Brown, 1950)
- 163 Dave Quehl (Boston Univ., 1974)
- 163 Dave Quehl (Furman, 1975)

Single Season:

- 1213 Ari Confesor (2003)
- 1152 Gordie Lockbaum (1987)
- 1057 Chris Summers (1993)
- 959 Dave Quehl (1975)
- 937 Mark Roman (1991)
- 927 Jon Brock (2008)
- 907 Ryan Maher (2007)
- 893 Mike Fess (2013)
- 860 Gordie Lockbaum (1986)
- 859 Michael Lewis (1989)

Career:

- 2352 Ari Confesor (2000-2003)
- 2274 Jeff Laboranti (1994-1997)
- 2239 Mark Gallagher (1987-1990)
- 2211 Mike Fess (2010-2013)
- 2012 Gordie Lockbaum (1984-1987)
- 1897 Gerald Mistretta (2009-2012)
- 1871 Sean Gruber (2002-2005)
- 1837 Dave Quehl (1973-1975)
- 1742 Ryan Maher (2004-2007)
- 1736 Brett McDermott (2005-2008)

MOST YARDS PER RECEPTION

Single Season (minimum 15 receptions):

- 22.3 Johnny Turco (1950)
- 22.1 Lee Hull (1985)
- 21.4 Bill Cowley (1984)
- 20.7 David Kasouf (1999)
- 20.5 Johnny Turco (1951)
- 20.1 Charles Pacunas (1959)
- 19.1 Dick Berardino (1957)
- 18.7 Mark Roman (1991)
- 18.6 Bernie Buzynski (1959)
- 18.4 Chuck Mullen (1975)

Career (minimum 40 receptions):

- 19.7 Johnny Turco (1949-1951)
- 18.7 Mark Roman (1989-1991)
- 17.4 Lee Hull (1984-1987)
- 16.9 Bill Cowley (1981-1984)
- 16.8 Michael Lewis (1987-1990)
- 16.8 Dave Stecchi (1956-1958)
- 16.7 John Ahern (1977-1980)
- 16.6 Tom Hennessey (1960-1962)
- 16.4 Al Snyder (1960-1962)
- 16.3 Rick Lane (1983-1987)

MOST TOUCHDOWNS

Single Game:

- 4 Chris Summers (Lafayette, 1993)
- 4 Ari Confesor (Dartmouth, 2002)
- 3 Johnny Turco (Brown, 1950)
- 3 Mark Sheridan (Temple, 1973)
- 3 Bill Cowley (Colgate, 1983)
- 3 Mark Roman (Bucknell, 1991)
- 3 Jeff Laboranti (Columbia, 1997)
- 3 David Thompson (Dartmouth, 2001)
- 3 David Thompson (Lafayette, 2001)
- 3 Ryan Maher (Brown, 2007)
- 3 Jon Brock (Fordham, 2008)
- 3 Freddie Santana (Fordham, 2009)

Single Season:

- 13 Chris Summers (1993)
- 13 Jon Brock (2008)
- 11 Mark Roman (1991)
- 10 Michael Lewis (1989)
- 10 Ryan Maher (2007)
- 9 Johnny Turco (1950)
- 9 Gordie Lockbaum (1987)
- 9 David Thompson (2001)
- 9 Ari Confesor (2002)
- 9 Ari Confesor (2003)
- 9 Sean Gruber (2005)
- 9 Mike Fess (2013)

Career:

- 22 Sean Gruber (2002-2005)
- 19 Ari Confesor (2000-2003)
- 18 Mark Gallagher (1987-1990)
- 18 Michael Lewis (1987-1990)
- 18 Jon Brock (2005-2008)
- 18 Gerald Mistretta (2009-2012)
- 17 Gordie Lockbaum (1984-1987)
- 17 Freddie Santana (2007-2010)
- 16 Chris Summers (1990-1993)
- 16 Brian Hopkins (1994-1997)
- 16 Ryan Maher (2004-2007)
- 16 Bill Edger (2007-2010)

SCORING RECORDS

MOST POINTS SCORED

- Game: 36, Gill Fenerty (Columbia, 1983)
36, Gordie Lockbaum (Dartmouth, 1986)
- Season: 132, Gordie Lockbaum (1986)
132, Gordie Lockbaum (1987)
- Career: 264, Gordie Lockbaum (1984-1987)
264, Joe Segreti (1987-1990)

MOST TOUCHDOWNS

- Game: 6, Gill Fenerty (Columbia, 1983)
6, Gordie Lockbaum (Dartmouth, 1986)
- Season: 22, Gordie Lockbaum (1986)
22, Gordie Lockbaum (1987)
- Career: 44, Gordie Lockbaum (1984-1987)
44, Joe Segreti (1987-1990)

MOST TWO-POINT CONVERSIONS

- Game: 2, Pat McCarthy (Dartmouth, 1960)
2, Pat McCarthy (Connecticut, 1960)
- Season: 6, Pat McCarthy (1960) *
- Career: 13, Pat McCarthy (1960-1962) *

MOST TWO-POINT PASSES

- Career: 19, Pat McCarthy (1960-1962) *

INDIVIDUAL RECORDS

TOP SCORING PERFORMANCES

Most Points Scored

Single Game:

- 36 Gill Fenerty (Columbia, 1983)
- 36 Gordie Lockbaum (Dartmouth, 1986)
- 30 Johnny Turco (Brown, 1950)
- 29 John Kenney (Worcester Tech, 1898)
- 24 John Provost (Brown, 1974)
- 24 Gordie Lockbaum (Bucknell, 1987)
- 24 Joe Segreti (Lehigh, 1988)
- 24 Joe Segreti (Brown, 1988)
- 24 Chris Summers (Lafayette, 1993)
- 24 Ari Confesor (Dartmouth, 2002)
- 24 Steve Silva (Sacred Heart, 2005)
- 24 Steve Silva (Bucknell, 2005)
- 24 Mike Kielt (Dartmouth, 2008)

Single Season:

- 132 Gordie Lockbaum (1986)
- 132 Gordie Lockbaum (1987)
- 120 Joe Segreti (1988)
- 102 Johnny Turco (1950)
- 90 Gill Fenerty (1983)
- 90 Steve Silva (2005)
- 86 Matt Partain (2007)
- 84 Jerome Fuller (1991)
- 84 Matt Partain (2008)
- 80 Pat McCarthy (1962)

Career:

- 264 Gordie Lockbaum (1984-1987)
- 264 Joe Segreti (1987-1990)
- 228 Steve Silva (2001-2005)
- 222 Tony Melink (1981-1984)
- 206 Mike DeSantis (2003-2006)
- 205 Anthony Pignio (1991-1994)
- 176 Pat McCarthy (1960-1962)
- 174 John Turco (1949-1951)
- 170 Matt Partain (2005-2008)
- 168 Gill Fenerty (1983-1985)

Most Touchdowns

Single Game:

- 6 Gill Fenerty (Columbia, 1983)
- 6 Gordie Lockbaum (Dartmouth, 1986)
- 5 John Kenney (Worcester Tech, 1898)
- 5 Johnny Turco (Brown, 1950)
- 4 John Provost (Brown, 1974)
- 4 Gordie Lockbaum (Bucknell, 1987)
- 4 Joe Segreti (Lehigh, 1988)
- 4 Joe Segreti (Brown, 1988)
- 4 Chris Summers (Lafayette, 1993)
- 4 Ari Confesor (Dartmouth, 2002)
- 4 Steve Silva (Sacred Heart, 2005)
- 4 Steve Silva (Bucknell, 2005)
- 4 Mike Kielt (Dartmouth, 2008)

Single Season:

- 22 Gordie Lockbaum (1986)
- 22 Gordie Lockbaum (1987)
- 20 Joe Segreti (1988)
- 17 Johnny Turco (1950)
- 15 Gill Fenerty (1983)
- 15 Steve Silva (2005)
- 14 Jerome Fuller (1991)
- 13 Tom Kelleher (1987)
- 13 Joe Segreti (1989)
- 13 Chris Summers (1993)
- 13 Jon Brock (2008)

Career:

- 44 Gordie Lockbaum (1984-1987)
- 44 Joe Segreti (1987-1990)
- 38 Steve Silva (2001-2005)
- 29 Johnny Turco (1949-1951)
- 28 Gill Fenerty (1983-1985)
- 25 Pat McCarthy (1960-1962)
- 24 Joe Wilson (1970-1972)
- 23 Stan Kozlowski (1943-1945)
- 23 Chuck Doyle (1983-1985)
- 23 Ari Confesor (2000-2003)
- 23 Sean Gruber (2002-2005)

Most Two-Point Conversions

Single Season:

- 6 Pat McCarthy (1960) *
- 4 Tom Greene (1958)
- 4 Bernard Buzyniski (1960)
- 4 Pat McCarthy (1962)

Career:

- 13 Pat McCarthy (1960-1962) *
- 5 Tom Hennessey (1960-1962)
- 5 Al Snyder (1960-1962)
- 5 David Thompson (2000-2001)
- 4 Tom Greene (1956-1958)
- 4 Bernard Buzyniski (1958-1960)

* NCAA Division I-A record

PLACEKICKING RECORDS

Most Field Goals Made

- Game: 5, Chris Vella (Army, 2002)
- Season: 12, Billy Young (1986)
- 12, Anthony Pignio (1994)
- 12, Chris Vella (2002)
- 12, Matt Partain (2007)
- 12, Matt Partain (2008)
- 12, John Macomber (2011)
- Career: 37, Anthony Pignio (1991-1994)
- Consec.: 9, Jerry Kelley (1972-1973)
- 9, Billy Young (1985-1986)
- 9, Mike DeSantis (2003-2004)

Most Field Goal Attempts

- Game: 5, Chris Vella (Army, 2002)
- Season: 21, Billy Young (1986)
- Career: 58, Anthony Pignio (1991-1994)

Highest Field Goal Percent

- Season: 85.7, Chris Vella (12-14, 2002)
- Career: 77.3, Rob Dornfried (17-22, 2007-2010)

Most PATs Made

- Game: 9, Scott Kania (Lehigh, 1987)
- Season: 59, Scott Kania (1987)
- Career: 134, Mike DeSantis (2003-2006)
- Consec.: 74, Matt Partain (2007-2008)

Most PAT Attempts

- Season: 67, Scott Kania (1987)
- Career: 146, Mike DeSantis (2003-2006)

Highest PAT Percent

- Game: 100.0, Scott Kania (9-9, Lehigh, 1987)
- Season: 100.0, Matt Partain (50-50, 2007)
- Career: 99.0, Matt Partain (98-99, 2005-2008)

Longest Field Goal

- Play: 49, Matt Partain (Dartmouth, 2007)

TOP PLACEKICKING PERFORMANCES

Most Field Goals Made

Single Game:

- 5 Chris Vella (Army, 2002)
- 3 Mike Kaminski (UMass, 1966)
- 3 Jerry Kelley (UMass, 1974)
- 3 Billy Young (Colgate, 1986)
- 3 Anthony Pignio (Dartmouth, 1991)
- 3 Anthony Pignio (Lafayette, 1994)
- 3 Dana Fiatarone (Columbia, 1996)
- 3 Mike DeSantis (Dartmouth, 2006)
- 3 John Macomber (Wagner, 2012)

Single Season:

- 12 Billy Young (1986)
- 12 Anthony Pignio (1994)
- 12 Chris Vella (2002)
- 12 Matt Partain (2007)
- 12 Matt Partain (2008)
- 12 John Macomber (2011)
- 11 Tony Melink (1984)
- 11 Jamie Gornell (1995)
- 10 Anthony Pignio (1992)
- 10 Rob Dornfried (2010)
- 10 John Macomber (2012)

INDIVIDUAL RECORDS

Career:

- 37 Anthony Pignio (1991-1994)
- 33 Tony Melink (1981-1984)
- 29 John Macomber (2010-2013)
- 24 Jerry Kelley (1972-1975)
- 24 Mike DeSantis (2003-2006)
- 24 Matt Partain (2005-2008)
- 21 Billy Young (1985-1986)
- 21 Dana Fiatarone (1995-1998)
- 17 Rob Dornfried (2007-2010)
- 14 Mike Kaminski (1965-1967)

Consecutive:

- 9 Jerry Kelley (1972-1973)
- 9 Billy Young (1985-1986)
- 9 Mike DeSantis (2003-2004)
- 7 Dana Fiatarone (1996)
- 7 Chris Vella (2002)
- 7 John Macomber (2011)
- 6 Mike DeSantis (2005-2006)
- 6 Matt Partain (2007)
- 5 Larry Lowery (1924-1926)
- 5 Chris Vella (2002)
- 5 Rob Dornfried (2010)
- 5 John Macomber (2012)
- 5 John Macomber (2012-2013)

Most PATs MADE

Single Game:

- 9 Scott Kania (Lehigh, 1987)
- 8 Tony Melink (Columbia, 1983)
- 8 Ryan Rolfert (Lafayette, 2001)
- 8 Mike DeSantis (Sacred Heart, 2005)
- 8 Matt Partain (Lehigh, 2007)
- 7 Ed Murphy (Boston College, 1942)
- 7 Sean Keegan (URI, 1988)
- 7 Sean Keegan (Northeastern, 1988)
- 7 Scott Kania (Brown, 1989)
- 7 Pat Kenny (Brown, 1990)
- 7 Rob Dornfried (Sacred Heart, 2009)
- 7 John Macomber (CCSU, 2013)

Single Season:

- 59 Scott Kania (1987)
- 50 Matt Partain (2007)
- 48 Matt Partain (2008)
- 46 Anthony Pignio (1991)
- 42 Scott Kania (1989)
- 40 Sean Keegan (1988)
- 40 Rob Dornfried (2009)
- 39 Mike DeSantis (2005)
- 38 Tony Melink (1983)
- 35 Pat Kenny (1990)
- 35 John Macomber (2013)

Career:

- 134 Mike DeSantis (2003-2006)
- 123 Tony Melink (1981-1984)
- 110 Scott Kania (1987-1990)
- 98 Matt Partain (2005-2008)
- 94 Anthony Pignio (1991-1994)
- 80 John Macomber (2010-2013)
- 72 John Felch (1949-1951)
- 71 Jerry Kelley (1972-1975)
- 67 Rob Dornfried (2007-2010)
- 58 Dana Fiatarone (1996-1998)

Consecutive:

- 74 Matt Partain (2007-2008)
- 58 Anthony Pignio (1991-1993)
- 40 Mike DeSantis (2003-2004)
- 35 Rob Dornfried (2009-2010)
- 33 Anthony Pignio (1993-1994)
- 32 Ryan Rolfert (2001-2002)
- 32 Mike DeSantis (2004-2005)
- 27 Billy Young (1985-1986)
- 26 Matt Michaud (1979-1980)
- 25 Tony Melink (1982-1983)
- 25 Dana Fiatarone (1996-1997)

HIGHEST PAT PERCENT

Single Game (minimum seven attempts):

- 100.0 Scott Kania (9-9, Lehigh, 1987)
- 100.0 Mike DeSantis (8-8, Sacred Heart, 2005)
- 100.0 Matt Partain (8-8, Lehigh, 2007)
- 100.0 Sean Keegan (7-7, URI, 1988)
- 100.0 Sean Keegan (7-7, Northeastern, 1988)
- 100.0 Scott Kania (7-7, Brown, 1989)
- 100.0 Pat Kenny (7-7, Brown, 1990)
- 100.0 Rob Dornfried (7-7, Sacred Heart, 2009)
- 100.0 John Macomber (7-7, CCSU, 2013)

Single Season (minimum 20 attempts):

- 100.0 Matt Partain (50-50, 2007)
- 100.0 Ryan Rolfert (29-29, 2001)
- 100.0 Dana Fiatarone (22-22, 1996)
- 98.0 Matt Partain (48-49, 2008)
- 97.6 Rob Dornfried (40-41, 2009)
- 97.4 Tony Melink (38-39, 1983)
- 96.7 Mike DeSantis (29-30, 2004)
- 96.4 Tony Melink (27-28, 1981)
- 96.2 John Macomber (25-26, 2012)
- 95.8 Jerry Kelley (23-24, 1973)

Career (minimum 40 attempts):

- 99.0 Matt Partain (98-99, 2005-2008)
- 95.9 Anthony Pignio (94-98, 1991-1994)
- 95.1 Dana Fiatarone (58-61, 1996-1998)
- 94.6 Tony Melink (123-130, 1981-1984)
- 93.0 Sean Keegan (40-43, 1988)
- 92.7 Billy Young (51-55, 1983-1986)
- 92.2 Jerry Kelley (71-77, 1972-1975)
- 91.8 Mike DeSantis (134-146, 2003-2006)
- 91.8 Rob Dornfried (67-73, 2007-2010)
- 90.2 Matt Michaud (46-51, 1977-1980)

LONGEST FIELD GOALS

Single Play:

- 49 Matt Partain (Dartmouth, 2007)
- 48 Billy Young (Lafayette, 1986)
- 47 Larry Lowrey (Bucknell, 1925)
- 46 Anthony Pignio (Bucknell, 1994)
- 46 Matt Partain (Brown, 2008)
- 46 John Macomber (Dartmouth, 2012)
- 46 John Macomber (Fordham, 2013)
- 45 Tony Melink (Massachusetts, 1983)
- 45 Tony Melink (Rhode Island, 1984)
- 45 Dana Fiatarone (Harvard, 1997)
- 44 Mike Kaminski (Boston Coll. 1966)
- 44 Mike Kaminski (Boston Coll. 1966)
- 44 Tony Melink (Massachusetts, 1981)
- 44 Tony Melink (Harvard, 1983)
- 44 Paul Tearson (UMass, 2011)

TOTAL OFFENSE RECORDS

MOST YARDS GAINED

- Game: 491, Tom Ciaccio (Villanova, 1989)
Season: 4256, Dominic Randolph (2009)
Career: 14240, Dominic Randolph (2006-2009)

MOST PLAYS

- Game: 73, Ryan Taggart (Bucknell, 2011)
Season: 598, Dominic Randolph (2009)
Career: 2064, Dominic Randolph (2006-2009)

MOST YARDS PER PLAY

- Season: 8.4, Jeff Wiley (1987)
Career: 7.1, Tom Ciaccio (1988-1991)

MOST YARDS PER GAME

- Season: 356.1, Dominic Randolph (2008)
Career: 331.2, Dominic Randolph (2006-2009)

TOUCHDOWNS RESPONSIBLE FOR

- Game: 7, Jeff Wiley (Lehigh, 1987)
Season: 41, Dominic Randolph (2009)
Career: 133, Dominic Randolph (2006-2009)

TOP TOTAL OFFENSE PERFORMANCES

MOST YARDS GAINED

Single Game:

- 491 Tom Ciaccio (Villanova, 1989)
- 473 Dominic Randolph (Colgate, 2007)
- 467 Ryan Taggart (New Hampshire, 2011)
- 458 Brian Hall (Lafayette, 2001)
- 449 Dominic Randolph (Brown, 2009)
- 441 Dominic Randolph (Brown, 2008)
- 431 Dominic Randolph (Lafayette, 2008)
- 431 Dominic Randolph (Georgetown, 2009)
- 428 Jeff Wiley (Massachusetts, 1987)
- 426 Ryan Taggart (Dartmouth, 2011)

INDIVIDUAL RECORDS

Single Season:

1. 4256 Dominic Randolph (2009)
2. 3917 Dominic Randolph (2008)
3. 3741 Dominic Randolph (2007)
4. 3722 Jeff Wiley (1987)
5. 3444 Ryan Taggart (2011)
6. 3199 Tom Ciaccio (1989)
7. 3132 Tom Ciaccio (1991)
8. 2735 Tom Ciaccio (1990)
9. **2730 Peter Pujals (2013)**
10. 2713 Jeff Wiley (1988)

Career:

1. 14240 Dominic Randolph (2006-2009)
2. 9877 Jeff Wiley (1985-1988)
3. 9066 Tom Ciaccio (1988-1991)
4. 7147 John O'Neil (2002-2005)
5. 6798 Brian Hall (1999-2002)
6. 5637 Ryan Taggart (2008-2011)
7. 5547 Peter Muldoon (1981-1984)
8. 4534 Pat McCarthy (1960-1962)
9. 4148 Charlie Maloy (1950-1952)
10. 3950 Brion Stapp (1995-1997)

TOUCHDOWNS RESPONSIBLE FOR

Single Game:

1. 7 Jeff Wiley (Lehigh, 1987)
2. 6 Gill Fenerty (Columbia, 1983)
- 6 Gordie Lockbaum (Dartmouth, 1986)
- 6 Brian Hall (Lafayette, 2001)
- 6 Steve Silva (Sacred Heart, 2005)
- 6 Dominic Randolph (Brown, 2007)
- 6 Dominic Randolph (Colgate, 2009)
- 6 **Peter Pujals (Bucknell, 2013)**

Single Season:

1. 41 Dominic Randolph (2009)
2. 38 Dominic Randolph (2008)
3. 34 Jeff Wiley (1987)
- 34 Dominic Randolph (2007)
5. 31 Tom Ciaccio (1989)
6. 29 Tom Ciaccio (1990)
7. 27 Tom Ciaccio (1991)
- 27 **Peter Pujals (2013)**
9. 24 Ryan Taggart (2011)
10. 23 Gordie Lockbaum (1987)
- 23 Brian Hall (2001)
- 23 Brian Hall (2002)

Career:

1. 133 Dominic Randolph (2006-2009)
2. 87 Tom Ciaccio (1988-1991)
3. 76 Jeff Wiley (1985-1988)
4. 66 Brian Hall (1999-2002)
5. 57 John O'Neil (2002-2005)
6. 51 Charlie Maloy (1950-1952)
7. 48 Pat McCarthy (1960-1962)
8. 45 Pete Muldoon (1981-1984)
- 45 Gordie Lockbaum (1984-1987)
10. 44 Joe Segreti (1987-1990)

ALL-PURPOSE YARD RECORDS

MOST YARDS GAINED

- Game: 353, Steve Silva (Dartmouth, 2005)
Season: 2173, Gordie Lockbaum (1986)
Career: 5370, Ari Confesor (2000-2003)

MOST YARDS PER GAME

- Season: 213.4, Steve Silva (2005)
Career: 157.7, Gill Fenerty (1983-1985)

TOP ALL-PURPOSE YARD PERFORMANCES

MOST YARDS GAINED

Single Game:

1. 353 Steve Silva (Dartmouth, 2005)
2. 337 Gill Fenerty (Columbia, 1983)
3. 327 Ari Confesor (Army, 2002)
4. 318 Ari Confesor (Harvard, 2002)
5. 309 Gill Fenerty (Harvard, 1985)
6. 296 Ari Confesor (San Diego, 2003)
7. 289 Gill Fenerty (Yale, 1985)
8. 274 Joe Wilson (Rutgers, 1972)
9. 270 Gordie Lockbaum (Bucknell, 1987)
10. 250 Steve Silva (Yale, 2005)

Single Season:

1. 2173 Gordie Lockbaum (1986)
2. 2134 Steve Silva (2005)
3. 2072 Ari Confesor (2003)
4. 2041 Gordie Lockbaum (1987)
5. 1997 Ari Confesor (2002)
6. 1970 Gill Fenerty (1985)
7. 1800 Jerome Fuller (1991)
8. 1663 Steve Silva (2004)
9. 1512 Gill Fenerty (1983)
10. 1460 Joe Segreti (1988)

Career:

1. 5370 Ari Confesor (2000-2003)
2. 5153 Steve Silva (2001-2005)
3. 4889 Gill Fenerty (1983-1985)
4. 4321 Gordie Lockbaum (1984-1987)
5. 4028 Joe Segreti (1987-1990)
6. 3501 Larry Ewald (1976-1979)
7. 3476 Mark Gallagher (1987-1990)
8. 3101 Gideon Akande (2002-2005)
9. 3057 Jerome Fuller (1988-1991)
10. 2834 J.R. Walz (1994-1998)

MOST YARDS PER GAME

Single Season:

1. 213.4 Steve Silva (2005)
2. 197.5 Gordie Lockbaum (1986)
3. 197.0 Gill Fenerty (1985)
4. 185.5 Gordie Lockbaum (1987)
5. 172.7 Ari Confesor (2003)
6. 166.4 Ari Confesor (2002)
7. 163.6 Jerome Fuller (1991)
8. 151.2 Gill Fenerty (1983)
9. 151.2 Steve Silva (2004)
10. 132.7 Joe Segreti (1988)

Career:

1. 157.7 Gill Fenerty (1983-1985)
2. 124.9 Ari Confesor (2000-2003)
3. 122.7 Steve Silva (2001-2005)
4. 105.4 Gordie Lockbaum (1984-1987)
5. 100.7 Joe Segreti (1987-1990)
6. **96.2 Kalif Raymond (2012-present)**
7. 92.3 Al Snyder (1960-1962)
8. 90.3 Tom Hennessey (1960-1962)
9. 90.1 John Turco (1949-1951)
10. 87.3 Jerome Fuller (1988-1991)

KICKOFF RETURN RECORDS

MOST RETURNS

- Game: **8, Kalif Raymond (Harvard, 2012)**
8, Kalif Raymond (Colgate, 2012)
Season: 33, Ari Confesor (2002)
Career: 103, Ari Confesor (2000-2003)

MOST YARDS GAINED

- Return: 100, Anthony Manfreda (Boston U., 1929)
Game: 212, Casey Gough (San Diego, 2004)
Season: 841, Ari Confesor (2002)
Career: 2267, Ari Confesor (2000-2003)

MOST YARDS PER RETURN

- Season: 30.8, Tom Hennessey (1960)
Career: 25.7, Brett McDermott (2005-2008)

MOST TOUCHDOWNS

- Season: 2, Tom Hennessey (1960)
Career: 2, Tom Hennessey (1960-1962)

INDIVIDUAL RECORDS

TOP KICKOFF RETURN PERFORMANCES

Most Returns

Single Game:

1. 8 **Kalif Raymond (Harvard, 2012)**
- 8 **Kalif Raymond (Colgate, 2012)**
3. 7 Gordie Lockbaum (Boston College, 1986)
- 7 Vernell Shaw (Lehigh, 1999)
5. 6 Fran Meagher (Boston College, 1970)
- 6 Jim Cook (Dartmouth, 1992)
- 6 Anthony Pignio (Penn, 1994)
- 6 Ari Confesor (Penn, 2001)
- 6 Ari Confesor (Lehigh, 2001)
- 6 Ari Confesor (Colgate, 2002)
- 6 Alex Johnson (Harvard, 2010)
- 6 **Jake Wiczorek (Towson, 2013)**

Single Season:

1. 33 Ari Confesor (2002)
2. 32 Ari Confesor (2001)
3. 31 Ari Confesor (2003)
- 31 Alex Johnson (2009)
5. 30 Casey Gough (2006)
6. 26 Larry Ewald (1977)
- 26 **Kalif Raymond (2013)**
8. 25 Fran Meagher (1972)
- 25 Josh Jenkins (2008)
10. 23 Anthony Pignio (1994)

Career:

1. 103 Ari Confesor (2000-2003)
2. 71 Larry Ewald (1976-1979)
3. 69 Casey Gough (2003-2007)
4. 58 **Kalif Raymond (2012-present)**
5. 50 Robert Sewell (1994-1997)
6. 49 Alex Johnson (2007-2010)
7. 48 Fran Meagher (1970-1972)
8. 45 Vernell Shaw (1998-2001)
9. 42 John Ahern (1977-1980)
10. 40 Gideon Akande (2002-2005)

Most Yards Gained

Single Play:

1. 100 Anthony Manfreda (Boston U., 1929)
2. 97 John Turco (Boston College, 1950)
- 97 John Ahern (Dartmouth, 1979)
4. 95 Ari Confesor (Army, 2002)
5. 93 Andrew Zitnik (Colgate, 2010)
6. 92 Casey Gough (San Diego, 2004)
7. 90 Robert Sewell (Lafayette, 1995)
8. 88 Brett McDermott (UMass, 2008)
9. 86 Brian Doherty (UHN, 1978)
10. 84 Joe Segreti (Rhode Island, 1988)
- 84 Steve Silva (Yale, 2005)
- 84 Casey Gough (Bucknell, 2005)

Single Game:

1. 212 Casey Gough (San Diego, 2004)
2. 209 Ari Confesor (Army, 2002)
3. 178 **Kalif Raymond (Colgate, 2012)**
4. 176 Fran Meagher (Boston College, 1972)
5. 173 Casey Gough (Bucknell, 2005)
6. 169 Johnny Turco (Boston College, 1960)
7. 158 Ari Confesor (Harvard, 2002)
8. 156 **Kalif Raymond (Harvard, 2012)**
9. 143 Brett McDermott (UMass, 2008)
10. 140 Andrew Zitnik (Colgate, 2010)

Single Season:

1. 841 Ari Confesor (2002)
2. 777 **Kalif Raymond (2012)**
3. 700 Ari Confesor (2003)
4. 686 Alex Johnson (2009)
5. 632 Casey Gough (2006)
6. 614 Ari Confesor (2001)
7. 548 **Kalif Raymond (2013)**
8. 534 Fran Meagher (1970)
9. 480 Anthony Pignio (1994)
10. 473 Gideon Akande (2004)

Career:

1. 2267 Ari Confesor (2000-2003)
2. 1742 Casey Gough (2003-2007)
3. 1381 Larry Ewald (1976-1979)
4. 1325 **Kalif Raymond (2012-present)**
5. 1143 Fran Meagher (1970-1972)
6. 1056 Alex Johnson (2007-2010)
7. 1033 Robert Sewell (1994-1997)
8. 895 John Ahern (1977-1980)
9. 847 Gideon Akande (2002-2005)
10. 837 Steve Silva (2001-2005)

Most Yards Per Return

Single Season (minimum 10 returns):

1. 30.8 Tom Hennessey (1960)
2. 29.1 Andrew Zitnik (2010)
3. 28.9 Casey Gough (2004)
4. 28.2 Fran Meagher (1972)
5. 27.4 Johnny Turco (1950)
6. 26.4 Brett McDermott (2008)
7. 26.1 Brian Flatley (1965)
8. 25.9 Steve Silva (2004)
9. 25.5 Ari Confesor (2002)
10. 24.8 Brett McDermott (2007)

Career (minimum 25 returns):

1. 25.7 Brett McDermott (2005-2008)
2. 25.2 Casey Gough (2003-2007)
3. 24.9 Tom Hennessey (1960-1962)
4. 24.6 Steve Silva (2001-2005)
5. 24.5 Andrew Zitnik (2010-2013)
6. 23.8 Fran Meagher (1970-1972)
7. 22.8 **Kalif Raymond (2012-present)**
8. 22.0 Ari Confesor (2000-2003)
9. 21.7 Gordie Lockbaum (1984-1987)
10. 21.6 Alex Johnson (2007-2010)

PUNT RETURN RECORDS

Most Returns

- Game: 9, Vernell Shaw (Towson, 2000)
Season: 44, Mark Gallagher (1990)
Career: 96, Mark Gallagher (1987-1990)

Most Yards Gained

- Return: 87, Steve Silva (Dartmouth, 2005)
Game: 167, Steve Silva (Dartmouth, 2005)
Season: 533, Tom Murphy (1951)
Career: 806, Mark Gallagher (1987-1990)

Most Yards Per Return

- Season: 21.3, Tom Murphy (1951)
Career: 18.2, John Provost (1972-1974)

Most Touchdowns

- Game: 2, Stan Kozlowski (Brown, 1943)
2, John Provost (Brown, 1974)
Season: 3, Tom Murphy (1951)
Career: 4, John Provost (1972-1974)

TOP PUNT RETURN PERFORMANCES

Most Returns

Single Game:

1. 9 Vernell Shaw (Towson, 2000)
2. 8 Stan Kozlowski (Dartmouth, 1943)
3. 7 Mark Gallagher (Harvard, 1990)
- 7 Mark Gallagher (Brown, 1990)
- 7 Jim Cook (Harvard, 1992)
6. 6 Vernell Shaw (Georgetown, 2000)
- 6 Ari Confesor (Towson, 2003)
- 6 Steve Silva (Dartmouth, 2005)

INDIVIDUAL RECORDS

Single Season:

1. 44 Mark Gallagher (1990)
2. 40 Stan Kozlowski (1943)
3. 35 Jim Cook (1992)
4. 32 Mike Morgan (1984)
5. 30 Jim Boyle (1981)
- 30 Tom Bestpitch (1998)
7. 29 Julio Fernandez (1986)
8. 28 Mark Gallagher (1989)
- 28 Vernell Shaw (2000)
- 28 Josh Jenkins (2007)

Career:

1. 96 Mark Gallagher (1987-1990)
2. 64 Tom Bestpitch (1996-1999)
- 64 Josh Jenkins (2007-2011)
4. 56 Julio Fernandez (1985-1988)
5. 55 Ari Confesor (2000-2003)
6. 52 Jim Boyle (1981-1983)
7. 50 Tom Murphy (1951-1953)
- 50 Jim Cook (1992-1994)
9. 48 Glenn Verrette (1976-1979)
10. 43 Bob Lawson (1966-1967)

MOST YARDS GAINED

Single Play:

1. 87 Steve Silva (Dartmouth, 2005)
2. 85 John Turco (Colgate, 1950)
- 85 John Provost (Brown, 1974)
- 85 Ari Confesor (Harvard, 2002)
- 85 Freddie Santana (Howard, 2010)
6. 77 Kyle Toulouse (Bryant, 2013)
7. 66 Steve Silva (Lehigh, 2005)
8. 62 Mark Gallagher (URI, 1988)
9. 57 Matt Fanning (Fordham, 2005)
10. 50 Ari Confesor (Georgetown, 2002)

Single Game:

1. 167 Steve Silva (Dartmouth, 2005)
2. 144 John Provost (Brown, 1974)
3. 124 John Turco (Colgate, 1950)
4. 112 Ari Confesor (Georgetown, 2002)
5. 107 Vernell Shaw (Towson, 2000)
6. 103 Ari Confesor (Harvard, 2002)

Single Season:

1. 533 Tom Murphy (1951)
2. 395 Steve Silva (2005)
3. 345 Mark Gallagher (1990)
4. 322 Ari Confesor (2002)
5. 293 Vernell Shaw (2000)
6. 281 Jim Cook (1992)
7. 268 Freddie Santana (2010)
8. 250 Mark Gallagher (1989)
9. 246 Tom Bestpitch (1998)
10. 238 John Provost (1974)
- 238 Michael Coleman (2001)

Career:

1. 806 Mark Gallagher (1987-1990)
2. 801 Tom Murphy (1951-1953)
3. 600 Ari Confesor (2000-2003)
4. 514 Tom Bestpitch (1996-1999)
5. 480 Steve Silva (2001-2005)
6. 447 Johnny Turco (1949-1951)
7. 432 Josh Jenkins (2007-2011)
8. 418 John Provost (1972-1974)
9. 395 Freddie Santana (2007-2010)
10. 380 Jim Cook (1992-1994)

MOST YARDS PER RETURN

Single Season (minimum 10 returns):

1. 21.3 Tom Murphy (1951)
2. 18.3 John Provost (1974)
3. 18.0 Steve Silva (2005)
4. 16.8 Freddie Santana (2010)
5. 16.0 John Turco (1951)
6. 15.5 Rohan Bradley (1973)
7. 14.6 Ari Confesor (2002)
8. 12.8 Bill Stachowski (1968)
9. 11.2 Gerry O'Leary (1952)
10. 11.1 Glenn Verrette (1979)

Career (minimum 20 returns):

1. 18.2 John Provost (1972-1974)
2. 17.1 Steve Silva (2001-2004)
3. 16.0 Tom Murphy (1951-1953)
4. 16.0 Johnny Turco (1949-1951)
5. 13.5 Pat Smith (1991-1994)
6. 12.6 Al Snyder (1960-1962)
7. 12.3 Freddie Santana (2007-2010)
8. 11.1 Matt Fanning (2003-2006)
9. 10.9 Ari Confesor (2000-2003)
10. 10.0 Vernell Shaw (1998-2001)

PUNTING RECORDS

MOST PUNTS

Game: 13, Rich Pelletier (Boston College, 1970)
Season: 79, Joe Repshis (1996)
Career: 226, Jeff Meader (1990-1993)

MOST PUNTING YARDS

Punt: 97, Jim Hobin (Temple, 1934)
Game: 521, Rich Pelletier (Boston College, 1970)
Season: 2950, Joe Repshis (1997)
Career: 8575, Jeff Meader (1990-1993)

MOST YARDS PER PUNT

Game: 48.3, Jeff Meader (UMass, 1991)
Season: 41.5, Mark Becker (1970)
Career: 40.8, John Macomber (2010-2013)

TOP PUNTING PERFORMANCES

MOST PUNTS

Single Game:

1. 13 Rich Pelletier (Boston College, 1970)
2. 12 Stan Kozlowski (Dartmouth, 1943)
- 12 Lou O'Donnell (Boston College, 1959)
- 12 Jack Leonard (Syracuse, 1968)

Single Season:

1. 79 Joe Repshis (1996)
2. 77 Tim Barry (1980)
3. 74 Jack Leonard (1968)
- 74 Joe Repshis (1997)
5. 71 Charlie Farrell (1965)
- 71 Bob Morton (1974)
7. 68 Pat McCarthy, Jr. (1983)
- 68 Jeff Meader (1993)
9. 67 Frank Traupman (1999)
10. 66 Bob Morton (1976)
- 66 Jeff Meader (1992)

Career:

1. 226 Jeff Meader (1990-1993)
2. 210 Tim Barry (1978-1981)
3. 198 Ryan McManaway (2003-2006)
4. 194 Frank Traupman (1997-2000)
5. 169 Bob Morton (1973-1977)
6. 153 Joe Repshis (1995-1998)
7. 140 Jack Leonard (1967-1969)
8. 138 Pat McCarthy, Jr. (1983-1985)
9. 124 Jack Phelps (1985-1988)
10. 123 Rich Pelletier (1970-1972)

MOST PUNTING YARDS

Single Play:

1. 97 Jim Hobin (Temple, 1934)
2. 80 Mark Becker (Army, 1970)
3. 77 Frank Traupman (Yale, 1999)
4. 73 Tim Barry (Dartmouth, 1981)
- 73 Ryan Rolfert (Bucknell, 2001)
- 73 Mike Holloway (Lafayette, 2007)
7. 70 Ryan Rolfert (Dartmouth 2001)
8. 69 Joe Repshis (Harvard, 1997)
9. 68 Don Lemieux (Brown, 2009)
10. 67 Jack Phelps (Boston College, 1986)

Single Game:

1. 521 Rich Pelletier (Boston College, 1970)
2. 427 Stan Kozlowski (Cornell, 1943)
3. 386 Walter Sheridan (Torpedo Raiders, 1944)
4. 373 Pat McCarthy, Jr. (Boston College, 1985)
5. 359 Don Lemieux (Georgetown, 2010)
6. 346 Jeff Meader (Dartmouth, 1993)
7. 341 Craig Cerratani (Furman, 1975)
8. 330 Jeff Meader (Princeton, 1993)
9. 328 Mike Holloway (UMass, 2007)

INDIVIDUAL RECORDS

Single Season:

1. 2950 Joe Repshis (1997)
2. 2889 Joe Repshis (1996)
3. 2721 Tim Barry (1980)
4. 2660 Jeff Meader (1993)
5. 2655 Frank Traupman (1999)
6. 2618 Jack Leonard (1968)
7. 2597 Pat McCarthy, Jr. (1983)
8. 2551 Frank Traupman (2000)
9. 2538 Charlie Farrell (1965)
10. 2533 John Macomber (2012)

Career:

1. 8575 Jeff Meader (1990-1993)
2. 7769 Tim Barry (1978-1981)
3. 7726 Frank Traupman (1998-2000)
4. 6886 Ryan McManaway (2003-2006)
5. 5839 Joe Repshis (1995-1998)
6. 5786 Bob Morton (1975-1979)
7. 5202 Pat McCarthy, Jr. (1983-1985)
8. 4793 Jack Leonard (1967-1969)
9. 4612 John Macomber (2010-2013)
10. 4574 Jack Phelps (1985-1988)

MOST YARDS PER PUNT

Single Game (minimum 5 punts):

1. 48.3 Jeff Meader (Massachusetts, 1991)
2. 48.3 Walter Sheridan (Torpedo Raiders, 1944)
3. 47.8 John Macomber (Lafayette, 2012)
4. 47.0 Don Lemieux (UMass, 2010)
5. 46.0 Frank Traupman (St. Mary's, 1999)
6. 45.6 Pat McCarthy, Jr. (Connecticut, 1983)
7. 45.4 Jeff Meader (Massachusetts, 1992)
8. 45.2 Frank Traupman (Lafayette, 2000)
9. 44.9 Don Lemieux (Georgetown, 2010)
10. 44.7 John Macomber (Bryant, 2013)

Single Season (minimum 20 punts):

1. 41.5 Mark Becker (1970)
2. 41.1 Frank Traupman (2000)
3. 41.1 Tim Barry (1978)
4. 40.9 John Macomber (2012)
5. 40.8 John Macomber (2013)
6. 40.6 Jeff Meader (1991)
7. 39.9 Joe Repshis (1997)
8. 39.8 Stan Kozlowski (1945)
9. 39.6 Frank Traupman (1999)
10. 39.4 Tim Barry (1981)

Career (minimum 60 punts):

1. 40.8 John Macomber (2010-2013)
2. 39.8 Frank Traupman (1997-2000)
3. 39.5 Stan Kozlowski (1943-1945)
4. 38.9 Mark Becker (1969-1971)
5. 38.9 Don Lemieux (2007-2010)
6. 38.2 Joe Repshis (1995-1998)
7. 37.9 Jeff Meader (1990-1993)
8. 37.7 Mike Holloway (2005-2008)
9. 37.7 Pat McCarthy, Jr. (1983-1985)
10. 37.3 Mel Massuco (1949-1951)

INTERCEPTION RECORDS

MOST PASSES INTERCEPTED

- Game: 4, Frank Burke (Fordham, 1947)
4, Mike Zinkiewicz (Marquette, 1952)
4, John Provost (Brown, 1974)
- Season: 11, Bill McGovern (1984)
- Career: 28, Dave Murphy (1986-1989)

MOST YARDS GAINED

- Return: 100, Ray Sullivan (Torpedo Raiders, 1944)
- Game: 127, Ray Sullivan (Torpedo Raiders, 1944)
- Season: 194, Ray Sullivan (1944)
- Career: 470, John Provost (1972-1974)

MOST TOUCHDOWNS

- Season: 2, Michael Blake (2000)
- Career: 2, Mike Guilfoile (1971-1973)
2, John Provost (1972-1974)
2, Glenn Verrette (1976-1979)
2, Michael Blake (1998-2001)

MOST PASS BREAKUPS

- Game: 4, Michael Wright (Dartmouth, 2009)
- Season: 17, Dave Murphy (1987)
17, Tom Bestpitch (1998)
- Career: 41, Vernell Shaw (1998-2001)

TOP INTERCEPTION PERFORMANCES

MOST PASSES INTERCEPTED

Single Game:

1. 4 Frank Burke (Fordham, 1947)
4 Mike Zinkiewicz (Marquette, 1952)
4 John Provost (Brown, 1974)
4. 3 Dave Shimshock (Colgate, 1982)
3 Gordie Lockbaum (Boston U., 1985)
3 Dave Murphy (Harvard, 1986)
3 Tom Estep (Colgate, 1987)
3 Kyle Mushaweh (Georgetown, 2008)

Single Season:

1. 11 Bill McGovern (1984)
2. 10 John Provost (1974)
3. 9 John Provost (1972)
9 Dave Murphy (1987)
5. 8 Mike Zinkiewicz (1952)
8 John Provost (1973)
8 Rob Porter (1982)
8. 7 Mike Jordan (1968)
7 Glenn Verrette (1978)
7 Dave Murphy (1986)
7 Dave Murphy (1988)

Career:

1. 28 Dave Murphy (1986-1989)
2. 27 John Provost (1972-1974)
3. 24 Bill McGovern (1981-1984)
4. 16 Rob Porter (1980-1983)
5. 15 Glenn Verrette (1976-1979)
6. 13 Tom Estep (1984-1987)
7. 12 Mike Jordan (1968-1970)
8. 11 Bob Kurcz (1966-1967)
11 Casey Gough (2003-2007)
10. 10 Chris Kovath (1988-1991)
10 Todd Araujo (1990-1991)

MOST YARDS GAINED

Single Season:

1. 194 Ray Sullivan (1944)
2. 175 John Provost (1972)
3. 164 Glenn Verrette (1978)
4. 157 John Provost (1974)
5. 138 John Provost (1973)
6. 121 Dave Murphy (1988)
7. 109 George Blair (1952)
8. 106 Tom Kelly (1966)
9. 105 Bob Kurcz (1967)
10. 104 Michael Wright (2009)

Career:

1. 470 John Provost (1972-1974)
2. 309 Dave Murphy (1986-1989)
3. 275 Glenn Verrette (1976-1979)
4. 201 Ray Sullivan (1944-1947)
5. 174 Jim Boyle (1981-1984)
6. 168 Bill McGovern (1981-1984)
7. 158 Bob Kurcz (1966-1967)
8. 126 Michael Wright (2006-2009)
9. 116 Chris Kovath (1988-1991)
10. 109 George Blair (1952-1953)

INDIVIDUAL RECORDS

MOST PASS BREAKUPS

Single Season:

1. 17 Dave Murphy (1987)
- 17 Tom Bestpitch (1998)
3. 16 Vernell Shaw (1999)
- 16 Vernell Shaw (2001)
5. 14 Chandler Fenner (2011)
6. 13 Byron Dixon (1987)
- 13 Michael Blake (2000)
- 13 Michael Wright (2009)
9. 12 Michael Wright (2008)
10. 11 Matt Morgan (1991)
- 11 Tom Bestpitch (1999)

Career:

1. 41 Vernell Shaw (1998-2001)
2. 33 Dave Murphy (1986-1989)
3. 30 Tom Bestpitch (1996-1999)
4. 26 Casey Gough (2003-2007)
- 26 Michael Wright (2006-2009)
6. 25 Bill McGovern (1981-1984)
7. 24 Tom Mannix (2009-2012)
8. 22 Byron Dixon (1984-1987)
- 22 Gary Bordelon (2000-2003)
10. 20 Chris Kovath (1988-1991)
- 20 Anthony DiMichele (2007-2010)

TACKLE RECORDS

MOST TOTAL TACKLES

- Game: 26, Craig Callahan (Army, 1990)
26, Rob Milanette (UMass, 1993)
- Season: 182, Rob McGovern (1988)
- Career: 447, Harry Flaherty (1980-1983)

MOST QUARTERBACK SACKS

- Season: 16, Andy Martin (1986)
16, Tom Smith (1988)
16, Peter Dankert (1991)
- Career: 34, Tom Smith (1985-1988)

MOST TACKLES FOR LOSS

- Season: 26, Joel Beck (1998)
- Career: 45, Tom Smith (1985-1988)
45, Corey Vincent (1988-1991)

TOP TACKLE PERFORMANCES

MOST TOTAL TACKLES

Single Game:

1. 26 Craig Callahan (Army, 1990)
- 26 Rob Milanette (UMass, 1993)
3. 25 Rob McGovern (Army, 1988)
4. 24 Rob McGovern (Army, 1987)
5. 23 Craig Callahan (Army, 1989)
- 23 David Streeter (UMass, 1993)
7. 22 Jerry McCabe (UMass, 1985)
- 22 Gordie Lockbaum (Army, 1986)
- 22 Rob McGovern (Lehigh, 1988)
- 22 Rob Milanette (Princeton, 1993)

Single Season:

1. 182 Rob McGovern (1988)
2. 178 Jerry McCabe (1985)
3. 167 Rob Milanette (1993)
4. 159 Craig Callahan (1990)
- 159 David Streeter (1995)
6. 157 Jerry McCabe (1986)
7. 152 Harry Flaherty (1983)
8. 150 Craig Callahan (1989)
9. 149 Rob McGovern (1987)
10. 144 Kevin Murphy (1984)

Career:

1. 447 Harry Flaherty (1980-1983)
2. 433 Rob McGovern (1985-1988)
3. 425 David Streeter (1993-1996)
4. 407 Rob Milanette (1991-1993)
5. 386 Jerry McCabe (1983-1986)
6. 327 Craig Callahan (1987-1990)
7. 319 Don Zelinski (1981-1984)
8. 318 Dave Murphy (1986-1989)
9. 317 Dan Adams (2003-2006)
10. 293 Chris Maruca (1986-1989)

MOST QUARTERBACK SACKS

Single Season:

1. 16 Andy Martin (1986)
- 16 Tom Smith (1988)
- 16 Peter Dankert (1991)
4. 12 Tom McDonald (1992)
5. 11 Ed Kutschke (1985)
- 11 Tom Smith (1987)
7. 10 Steve Raquet (1980)
- 10 Stefan Stration (1990)
- 10 Joel Beck (1998)
- 10 Sammy Siaki (2001)

Career:

1. 34 Tom Smith (1985-1988)
2. 25 Corey Vincent (1988-1991)
3. 24 Andy Martin (1984-1987)
4. 19 Steve Raquet (1980-1983)
- 19 David Puloka (1997-2000)
6. 18 Ed Kutschke (1983-1985)
7. 17 Peter Dankert (1989-1991)
8. 16 Stefan Stration (1987-1990)
- 16 Joel Beck (1996-1998)
10. 15 Tom McDonald (1989-1992)

MOST TACKLES FOR LOSS

Single Season:

1. 26 Joel Beck (1998)
2. 23 Peter Dankert (1991)
3. 21 David Streeter (1995)
- 21 Sammy Siaki (2001)
5. 20 Tom McDonald (1992)
6. 18 Andy Martin (1986)
- 18 Tom Smith (1988)
- 18 Corey Vincent (1991)
9. 17 Bill Hitchmoth (1992)
10. 16 Dominic Blue (1997)

Career:

1. 45 Tom Smith (1985-1988)
- 45 Corey Vincent (1988-1991)
3. 44 David Puloka (1997-2000)
4. 41 Joel Beck (1996-1998)
5. 36 Andy Martin (1984-1987)
6. 35 Dave Neilson (1982-1985)
- 35 David Streeter (1993-1996)
- 35 Kevin Szlagowski (1995-1998)
9. 32 Steve Raquet (1980-1983)
- 32 Tom McDonald (1989-1992)
- 32 Tavares Brewington (1996-1999)

YEAR-BY-YEAR LEADERS

RUSHING

Year	Name	Att	Yards	Avg	TD
1949	Paul Gallo	96	235	2.4	3
1950	Mel Massucco	152	723	4.7	5
1951	Mel Massucco	143	698	4.9	10
1952	Lou Hettinger	108	357	3.3	6
1953	Pete Biocca	97	337	3.4	1
1954	Lou Hettinger	81	365	4.5	1
1955	Dick Surette	69	286	4.1	0
1956	Dick Surette	53	168	3.1	2
1957	Dick Surette	70	216	3.1	1
1958	Joe Stagnone	59	223	3.8	3
1959	Dick Skinner	116	528	4.6	3
1960	Tom Hennessey	73	365	5.0	3
1961	Pat McCarthy	128	512	4.0	8
1962	Pat McCarthy	148	454	3.1	12
1963	Jim Marcellino	105	406	3.9	1
1964	Jack Lentz	146	802	5.5	6
1965	Earl Kirmser	93	303	3.3	2
1966	Jack Lentz	177	685	3.9	7
1967	Tim Hawkes	126	458	3.6	1
1968	Steve Jutras	161	642	4.0	7
1969	Steve Jutras	32	74	2.3	0
1970	Joe Wilson	102	492	4.8	6
1971	Joe Wilson	177	973	5.5	9
1972	Joe Wilson	183	885	4.8	7
1973	Steve Buchanan	183	849	4.6	4
1974	Steve Hunt	104	427	4.1	0
1975	Steve Hunt	173	688	4.0	2
1976	Brian Doherty	106	660	6.2	7
1977	Crocky Nangle	148	603	4.1	4
1978	Crocky Nangle	89	394	4.4	3
1979	Larry Ewald	160	614	3.9	4
1980	Mark Covington	152	516	3.4	4
1981	Mark Covington	209	763	3.7	11
1982	Andy Clivio	226	1073	4.0	5
1983	Gill Fenerty	175	1101	6.3	15
1984	Gill Fenerty	210	1211	5.7	5
1985	Gill Fenerty	247	1368	5.5	7
1986	Gordie Lockbaum	144	827	5.7	14
1987	Tom Kelleher	134	741	5.5	11
1988	Joe Segreti	244	1187	4.8	16
1989	Joe Segreti	233	1099	4.9	12
1990	Joe Segreti	228	1143	5.0	8
1991	Jerome Fuller	266	1465	5.5	12
1992	Eric Sampson	129	537	4.2	2
1993	Randy Trivers	89	280	3.1	0
1994	J.R. Walz	200	712	3.6	7
1995	J.R. Walz	131	520	4.0	3
1996	J.R. Walz	112	508	4.5	2
1997	Joe Chambers	80	360	4.5	1
1998	Joe Chambers	128	465	3.6	2
1999	Michael Gillis	112	441	3.9	3
2000	Calvin Souder	130	497	3.8	3
2001	Calvin Souder	119	533	4.5	5
2002	Gideon Akande	177	853	4.8	5
2003	Steve Silva	194	701	3.6	10
2004	Steve Silva	161	708	4.4	10
2005	Steve Silva	189	913	4.8	11
2006	Mike Kielt	108	524	4.9	6

2007	Terrance Gass	101	563	5.6	6
2008	Mike Kielt	107	599	5.6	4
2009	Dominic Randolph	113	480	4.2	7
2010	Sam Auffant	118	451	3.8	2
2011	Eddie Houghton	86	506	5.9	4
2012	Eddie Houghton	138	506	3.7	4
2013	<i>Gabe Guild</i>	101	496	4.9	5

PASSING

Year	Name	Att	Comp	Int	Pct	Yards	TD	Pass Eff
1949	Frank Matrango	93	29	8	31.1	437	4	67.64
1950	Charlie Maloy	242	106	19	43.8	1572	14	101.76
1951	Charlie Maloy	159	74	8	46.5	988	7	103.20
1952	Charlie Maloy	288	126	16	43.8	1514	13	91.69
1953	Bill Haley	63	26	7	41.3	446	4	94.67
1954	Jack Stephans	149	74	11	49.7	800	8	97.72
1955	Jack Stephans	89	35	12	39.3	554	5	83.19
1956	Bill Smithers	87	44	16	50.6	699	8	111.63
1957	Tom Greene	159	74	13	46.5	1297	11	121.54
1958	Tom Greene	137	59	13	43.1	976	4	93.56
1959	Ken Komodzinski	111	38	12	34.2	677	3	72.76
1960	Pat McCarthy	142	59	13	41.6	941	4	88.20
1961	Pat McCarthy	165	76	6	46.1	1081	11	115.82
1962	Pat McCarthy	194	85	15	43.8	1267	8	96.82
1963	Fran Coughlin	79	36	8	45.6	486	3	89.52
1964	Mike Cunnion	92	41	5	44.6	734	6	122.23
1965	Tom Tyler	70	29	4	41.4	357	1	77.55
1966	Jack Lentz	153	74	11	48.4	845	5	91.16
1967	Phil O'Neil	218	97	10	44.5	1378	10	103.56
1968	Phil O'Neil	157	79	11	50.3	1067	7	108.11
1969	Howie Burke	40	19	2	47.5	200	1	87.75
1970	Jerry Lamb	204	78	15	38.2	855	3	63.59
1971	Mickey Connolly	85	35	9	41.2	433	4	78.32
1972	Peter Vaas	111	47	11	42.3	637	5	85.59
1973	Peter Vaas	258	135	23	52.3	1631	13	104.23
1974	Bob Morton	188	101	15	53.7	1077	8	99.93
1975	Bob Martin	234	110	18	47.0	1486	7	94.84
1976	Bob Morton	161	68	14	42.2	797	2	70.53
1977	Peter Colombo	77	38	5	49.4	508	2	100.35
1978	Peter Colombo	212	103	19	48.6	1432	7	98.30
1979	Neil Solomon	144	70	9	48.6	1046	5	108.59
1980	Dave Boisture	262	113	15	43.1	1659	6	92.43
1981	Dave Boisture	178	92	9	51.7	1101	2	97.24
1982	Peter Muldoon	181	104	15	57.5	1380	5	114.04
1983	Peter Muldoon	217	117	10	53.9	1575	8	117.83
1984	Peter Muldoon	210	115	10	54.8	1784	12	135.46
1985	Jeff Wiley	157	76	11	48.4	984	5	97.55
1986	Jeff Wiley	310	179	19	57.7	2464	16	129.28
1987	Jeff Wiley	400	265	17	66.3	3677	34	163.02
1988	Jeff Wiley	341	203	16	59.5	2573	16	129.01
1989	Tom Ciaccio	363	230	14	63.4	2982	23	145.56
1990	Tom Ciaccio	324	196	14	60.5	2611	24	143.99
1991	Tom Ciaccio	385	232	18	60.3	3010	25	138.01
1992	Andy Fitzpatrick	196	87	9	44.4	972	4	83.60
1993	Dave Harrington	124	72	6	58.1	896	7	127.71
1994	Rob Callahan	202	112	11	55.4	1392	6	112.24
1995	Brion Stapp	219	95	14	43.4	1169	5	82.97
1996	Brion Stapp	248	135	7	54.4	1395	8	106.69
1997	Brion Stapp	214	118	4	55.1	1295	9	116.11
1998	Matt Kives	150	81	5	54.0	881	6	109.87

YEAR-BY-YEAR LEADERS

1999	Ryan Collar	215	112	10	52.1	1362	6	105.21
2000	Erreick Stewart	254	138	9	54.3	1498	11	111.08
2001	Brian Hall	272	158	6	58.1	1806	20	133.71
2002	Brian Hall	345	191	11	55.4	2279	20	123.60
2003	John O'Neil	373	215	10	57.6	2573	19	127.03
2004	John O'Neil	356	193	12	54.2	2022	18	111.87
2005	John O'Neil	336	187	7	55.7	2074	17	120.03
2006	Dominic Randolph	299	184	6	61.5	2237	19	141.34
2007	Dominic Randolph	482	297	8	61.6	3604	30	141.65
2008	Dominic Randolph	520	340	17	65.4	3838	34	142.42
2009	Dominic Randolph	485	310	15	63.9	3776	34	146.26
2010	Ryan Taggart	317	185	7	58.4	1899	14	118.84
2011	Ryan Taggart	430	268	7	62.3	2948	17	129.71
2012	Steven Elder	173	106	6	61.3	1281	7	129.89
2013	Peter Pujals	332	211	8	63.6	2261	19	134.83

RECEPTIONS

Year	Name	Rec	Yards	Avg	TD
1949	Tom Kelleher	16	261	16.3	3
1950	Tom McCann	35	438	12.5	2
1951	Tom McCann	33	446	13.5	1
1952	John Carroll	46	609	13.2	4
1953	Hank Lemire	15	204	13.6	2
1954	Bob Dee	25	236	9.1	2
1955	Carlin Lynch	23	290	12.6	2
1956	Dick Arcand	13	200	15.3	4
1957	Dick Berardino	22	420	19.0	4
1958	Dave Stecchi	19	331	17.4	2
1959	Bernie Buzyniski	17	317	18.6	1
1960	Dick Skinner	16	158	9.8	0
1961	Al Snyder	38	558	14.6	5
1962	Al Snyder	41	716	17.4	6
1963	Jim Marcellino	21	277	13.1	1
1964	Dick Kochansky	15	144	9.6	0
1965	Pete Kimener	21	221	10.5	0
1966	Pete Kimener	33	409	12.3	2
1967	Bob Neary	34	485	14.2	3
1968	Bob Neary	47	677	14.4	6
1969	Eddie Jenkins	8	70	8.8	0
1970	Jack VonOhlen	30	358	12.0	3
1971	Jack VonOhlen	16	260	16.2	2
1972	Joe Neary	20	251	12.6	1
1973	Mark Sheridan	46	703	15.3	5
1974	Dave Quehl	62	801	12.9	6
1975	Dave Quehl	63	959	15.2	5
1976	Craig Cerretani	39	445	11.4	1
1977	Pat Kelly	26	357	13.7	0
1978	Chuck Mullen	40	587	14.7	6
1979	Phil Johnson	46	662	14.4	3
1980	Brian Kelley	48	639	13.3	2
1981	Mike Redding	31	363	11.7	0
1982	Mike Redding	33	442	13.4	2
	Brian Kelley	33	393	11.9	1
1983	Bill Cowley	43	655	15.2	8
1984	Leo Carlin	36	632	17.5	4
1985	Leo Carlin	30	420	14.0	0
1986	Gordie Lockbaum	57	860	15.0	7
1987	Gordie Lockbaum	78	1152	14.7	9
1988	Mark Gallagher	47	727	15.4	6
1989	Michael Lewis	51	859	16.8	10

1990	Mark Gallagher	54	672	12.4	6
1991	Mark Roman	50	937	18.7	11
1992	Chris Summers	41	588	14.3	3
1993	Chris Summers	68	1057	15.5	13
1994	Shannon Splaine	45	532	11.8	0
1995	Jeff Laboranti	47	548	11.7	3
1996	Jeff Laboranti	54	631	11.7	2
1997	Jeff Laboranti	62	719	11.6	5
1998	Kendy Hall	28	383	13.7	2
	Bobby Andrews	28	246	8.8	2
1999	Michael Coleman	53	573	10.8	0
2000	David Thompson	50	594	11.9	5
2001	David Thompson	46	603	13.1	9
2002	Ari Confesor	57	721	12.6	9
2003	Ari Confesor	90	1213	13.5	9
2004	Steve Silva	60	507	8.4	1
2005	Steve Silva	54	364	6.7	1
2006	Ryan Maher	69	797	11.6	6
2007	Ryan Maher	75	907	12.1	10
2008	Jon Brock	60	927	15.4	13
2009	Luke Chmielinski	63	807	12.8	4
2010	Luke Chmielinski	45	421	9.4	2
2011	Gerald Mistretta	60	723	12.1	6
2012	Mike Fess	80	795	9.9	4
2013	Mike Fess	75	893	11.9	9

SCORING

Year	Name	TD	PAT	2PT	FG	Points
1949	Paul Gallo	4	0-0	0	0	24
1950	John Turco	17	0-0	0	0-0	102
1951	Mel Massuco	10	0-0	0	0-0	60
	John Turco	10	0-0	0	0-0	60
1952	Lou Hettinger	11	0-0	0	0-0	66
1953	Bill Haley	6	0-0	0	0-0	36
1954	Bob Rosmario	8	0-0	0	0-0	48
1955	Dale Hohl	5	12-16	0	0-0	42
1956	Dick Arcand	4	0-0	0	0-0	24
1957	Tom Greene	5	15-22	0	0-0	45
1958	Tom Greene	2	0-0	4	0-0	20
1959	Dick Skinner	3	0-0	0	0-0	18
1960	Pat McCarthy	5	0-0	6	0-0	42
1961	Pat McCarthy	8	0-0	3	0-0	54
1962	Pat McCarthy	12	0-0	4	0-0	80
1963	Fran Coughlin	2	0-0	1	0-0	14
	Jim Gravel	2	0-0	1	0-0	14
1964	Jim Marcellino	6	0-0	1	0-0	38
1965	Mike Kaminski	0	6-8	0	3-6	15
1966	Jack Lentz	7	0-0	0	0-0	42
1967	John Vrionis	7	0-0	0	0-0	42
1968	Steve Jutras	8	0-0	0	0-0	48
1969	Dan Harper	1	0-0	0	0-0	6
1970	Joe Wilson	7	0-0	1	0-0	44
1971	Joe Wilson	9	0-0	0	0-0	54
1972	Joe Wilson	8	0-0	0	0-0	48
1973	Steve Buchanan	7	0-0	0	0-0	42
1974	Jerry Kelley	0	21-22	0	7-13	42
1975	Dave Quehl	5	0-0	0	0-0	30
1976	Brian Doherty	8	0-0	1	0-0	50
1977	Crocky Nangle	4	0-0	1	0-0	26
1978	Brian Doherty	7	0-0	0	0-0	42

YEAR-BY-YEAR LEADERS

1979	Crocky Nangle	6	0-0	0	0-0	36
1980	Matt Michaud	0	14-16	0	4-6	26
1981	Mark Covington	11	0-0	0	0-0	66
1982	Tony Melink	0	25-27	0	8-15	49
1983	Gill Fenerty	15	0-0	0	0-0	90
1984	Tony Melink	0	33-36	0	11-18	66
1985	Gill Fenerty	8	0-0	0	0-0	48
1986	Gordie Lockbaum	22	0-0	0	0-0	132
1987	Gordie Lockbaum	22	0-0	0	0-0	132
1988	Joe Segreti	20	0-0	0	0-0	120
1989	Joe Segreti	13	0-0	0	0-0	78
1990	Joe Segreti	10	0-0	0	0-0	60
1991	Jerome Fuller	14	0-0	0	0-0	84
1992	Anthony Pignio	0	15-15	0	10-17	45
1993	Chris Summers	13	0-0	0	0-0	78
1994	Anthony Pignio	0	15-15	0	12-18	51
1995	Jamie Gornell	0	17-17	0	11-16	50
1996	Dana Fiatarone	0	22-22	0	9-12	49
1997	Dana Fiatarone	0	18-20	0	8-13	42
1998	Dana Fiatarone	0	18-19	0	4-14	30
1999	Brian Hall	7	0-0	0	0-0	42
2000	Michael Gillis	6	0-0	0	0-0	36
	David Thompson	5	0-0	3	0-0	36
2001	David Thompson	9	0-0	2	0-0	58
2002	Ari Confesor	12	0-0	0	0-0	72
2003	Ari Confesor	10	0-0	0	0-0	60
	Steve Silva	10	0-0	0	0-0	60
2004	Steve Silva	11	0-0	0	0-0	66
2005	Steve Silva	15	0-0	0	0-0	90
2006	Mike DeSantis	0	33-35	0	6-11	51
2007	Matt Partain	0	50-50	0	12-16	86
2008	Matt Partain	0	48-49	0	12-17	84
2009	Rob Dornfried	0	40-41	0	7-9	61
2010	Rob Dornfried	0	27-32	0	10-13	57
2011	John Macomber	0	20-26	0	12-15	56
2012	Gerald Mistretta	9	0-0	1	0-0	56
2013	John Macomber	0	35-39	0	7-10	56

TOTAL OFFENSE

Year	Name	Run	Pass	Total
1949	Paul Gallo	235	305	540
1950	Charlie Maloy	-17	1572	1555
1951	Charlie Maloy	16	988	1004
1952	Charlie Maloy	75	1514	1589
1953	Bill Haley	164	446	610
1954	Jack Stephans	-163	800	637
1955	Jack Stephans	99	554	653
1956	Bill Smithers	97	699	796
1957	Tom Greene	84	1297	1381
1958	Tom Greene	-37	976	939
1959	Ken Komodzinski	4	677	681
1960	Pat McCarthy	279	941	1220
1961	Pat McCarthy	512	1081	1593
1962	Pat McCarthy	454	1267	1721
1963	Fran Coughlin	31	486	517
1964	Jack Lentz	802	171	973
1965	Tom Tyler	-53	357	304
1966	Jack Lentz	685	845	1530
1967	Phil O'Neil	-209	1378	1169
1968	Phil O'Neil	-51	1067	1016

1969	Howie Burke	-7	200	193
1970	Colin Clapton	-5	604	599
1971	Joe Wilson	973	0	973
1972	Joe Wilson	885	0	885
1973	Peter Vaas	36	1631	1667
1974	Bob Morton	406	1077	1483
1975	Bob Martin	-88	1486	1398
1976	Bob Morton	459	797	1256
1977	Peter Colombo	102	508	610
1978	Peter Colombo	85	1432	1517
1979	Neil Solomon	-48	1046	998
1980	Dave Boisture	-49	1659	1610
1981	Dave Boisture	153	1101	1254
1982	Peter Muldoon	351	1380	1731
1983	Peter Muldoon	137	1575	1712
1984	Peter Muldoon	243	1784	2027
1985	Gill Fenerty	1368	0	1368
1986	Jeff Wiley	30	2464	2494
1987	Jeff Wiley	45	3677	3722
1988	Jeff Wiley	140	2573	2713
1989	Tom Ciaccio	217	2982	3199
1990	Tom Ciaccio	124	2611	2735
1991	Tom Ciaccio	122	3010	3132
1992	Andy Fitzpatrick	133	972	1105
1993	Andy Fitzpatrick	105	792	897
1994	Rob Callahan	119	1392	1511
1995	Brion Stapp	190	1169	1359
1996	Brion Stapp	-31	1395	1364
1997	Brion Stapp	-68	1295	1227
1998	Matt Kives	96	881	977
1999	Brian Hall	278	959	1237
2000	Erreick Stewart	212	1498	1710
2001	Brian Hall	121	1806	1927
2002	Brian Hall	336	2279	2615
2003	John O'Neil	135	2573	2708
2004	John O'Neil	198	2022	2220
2005	John O'Neil	144	2074	2218
2006	Dominic Randolph	89	2237	2326
2007	Dominic Randolph	137	3604	3741
2008	Dominic Randolph	79	3838	3917
2009	Dominic Randolph	480	3776	4256
2010	Ryan Taggart	284	1899	2183
2011	Ryan Taggart	496	2948	3444
2012	<i>Steven Elder</i>	72	1281	1353
2013	<i>Peter Pujals</i>	469	2261	2730

ALL-PURPOSE YARDS

Year	Name	Run	Rec	Ret	Yds
1949	Paul Gallo	235	52	314	601
1950	John Turco	288	514	503	1305
1951	John Turco	446	307	240	993
1952	Tom Murphy	172	173	301	646
1953	Pete Biocca	337	169	—	506
1954	Lou Hettinger	365	248	—	613
1955	Dale Hohl	180	214	—	394
1956	Dick Surette	168	84	—	252
1957	Dick Beradino	0	420	—	420
1958	Ken Hohl	221	163	—	384
1959	Richard Skinner	528	72	—	600
1960	Tom Hennessey	365	283	418	1066

YEAR-BY-YEAR LEADERS

1961	Al Snyder	184	558	370	1112	1952	Tom Murphy	9	127	14.1
1962	Al Snyder	237	716	163	1116	1953-59	Not Available			
1963	Jim Marcellino	406	277	256	939	1960	Tom Hennessey	13	401	30.8
1964	Jim Marcellino	365	255	281	901	1961	Tom Hennessey	11	230	20.9
1965	Brian Flatley	100	128	314	542	1962	James Gravel	6	171	28.5
1966	Jack Lentz	685	19	0	704	1963	Jim Marcellino	11	222	20.2
1967	Tim Hawkes	458	63	0	698	1964	Jim Marcellino	12	245	18.8
1968	Steve Jutras	642	56	0	698	1965	Brian Flatley	10	261	26.1
1969	Tom Lamb	56	40	12	108	1966	Tim Hawkes	10	220	22.0
1970	Joe Wilson	492	98	0	590	1967	Tim Hawkes	15	292	19.4
1971	Joe Wilson	973	114	0	1128	1968	Tom Doyle	11	210	19.1
1972	Joe Wilson	885	90	0	975	1969	Charles Lynch	2	34	17.0
1973	Steve Buchanan	849	174	0	1023	1970	Fran Meagher	25	534	22.1
1974	Dave Quehl	0	801	6	807	1971	Scott Lodde	8	218	27.2
1975	Dave Quehl	-1	959	8	966	1972	Fran Meagher	16	451	28.1
1976	Brian Doherty	660	34	102	796	1973	Jim Haldeman	9	177	19.6
1977	Larry Ewald	408	80	435	923	1974	John Provost	11	225	20.4
1978	Larry Ewald	392	136	156	684	1975	Grant Keith	14	249	17.7
1979	Larry Ewald	614	139	425	1178	1976	Larry Ewald	16	365	22.8
1980	John Ahern	49	566	198	813	1977	Larry Ewald	26	435	16.7
1981	Andy Clivio	564	13	208	785	1978	John Ahern	11	219	19.9
	Mark Covington	763	22	0	785	1979	Larry Ewald	19	425	22.4
1982	Andy Clivio	1073	95	0	1168	1980	John Ahern	12	198	16.5
1983	Gill Fenerty	1101	165	246	1512	1981	Dave Orr	10	224	22.5
1984	Gill Fenerty	1210	125	71	1406	1982	Jim Boyle	5	101	20.2
1985	Gill Fenerty	1368	187	415	1970	1983	Gill Fenerty	11	246	22.3
1986	Gordie Lockbaum	827	860	452	2173	1984	Rick Lane	7	109	15.5
1987	Gordie Lockbaum	403	1152	486	2041	1985	Gill Fenerty	19	414	21.7
1988	Joe Segreti	1187	138	135	1460	1986	Gordie Lockbaum	21	452	21.5
1989	Mark Gallagher	0	711	585	1296	1987	Gordie Lockbaum	12	277	23.1
1990	Joe Segreti	1143	164	0	1307	1988	Tim Donovan	19	459	24.1
1991	Jerome Fuller	1465	249	86	1800	1989	Mark Gallagher	15	335	22.3
1992	Jim Cook	0	0	732	732	1990	Darin Cromwell	9	251	27.8
1993	Chris Summers	0	1057	0	1057	1991	Joe Riley	14	317	22.6
1994	J.R. Walz	712	234	0	947	1992	Jim Cook	22	451	20.5
1995	J.R. Walz	520	57	53	730	1993	Rob Subotich	20	412	20.6
1996	J.R. Walz	508	144	60	712	1994	Anthony Pignio	23	480	20.9
1997	Jeff Laboranti	0	719	0	719	1995	Robert Sewell	18	408	22.7
1998	Joe Chambers	465	56	32	553	1996	Robert Sewell	21	414	19.7
1999	Michael Coleman	6	573	223	802	1997	Jack Egle	18	360	20.0
2000	Calvin Souder	497	20	215	732	1998	Michael Coleman	16	298	18.6
2001	Ari Confesor	29	380	629	1038	1999	Vernell Shaw	22	382	17.4
2002	Ari Confesor	113	721	1163	1997	2000	Vernell Shaw	15	294	19.6
2003	Ari Confesor	7	1213	852	2072	2001	Ari Confesor	32	614	19.2
2004	Steve Silva	708	507	448	1663	2002	Ari Confesor	33	841	25.5
2005	Steve Silva	913	364	857	2134	2003	Ari Confesor	31	700	22.6
2006	Ryan Maher	78	797	217	1092	2004	Gideon Akande	20	473	23.6
2007	Brett McDermott	6	727	298	1031	2005	Steve Silva	19	462	24.3
2008	Brett McDermott	59	491	448	998	2006	Casey Gough	30	632	21.1
2009	Luke Chmielinski	39	807	0	846	2007	Casey Gough	15	382	24.8
2010	Freddie Santana	53	482	268	803	2008	Josh Jenkins	25	466	18.6
2011	Gerald Mistretta	16	723	35	774	2009	Alex Johnson	31	686	22.1
2012	<i>Kalif Raymond</i>	0	0	878	878	2010	Alex Johnson	18	370	20.6
2013	<i>Kalif Raymond</i>	67	400	580	1047	2011	Andrew Zitnik	19	427	22.5
						2012	<i>Kalif Raymond</i>	32	777	24.3
						2013	<i>Kalif Raymond</i>	26	548	21.1

KICKOFF RETURNS

Year	Name	Ret	Yards	Avg
1949	Paul Gallo	16	285	17.8
1950	John Turco	12	329	27.4
1951	Tom Murphy	9	160	17.7

YEAR-BY-YEAR LEADERS

PUNT RETURNS

Year	Name	Ret	Yards	Avg
1949	John Turco	9	113	12.6
1950	John Turco	9	174	19.3
1951	Tom Murphy	25	533	21.3
1952	Tom Murphy	16	174	10.8
1953-59	Not Available			
1960	Al Snyder	7	47	6.7
1961	Al Snyder	9	182	20.2
1962	Jim Holloran	8	51	6.4
1963	Jim Gravel	4	48	12.0
1964	Jim Gravel	12	77	6.1
1965	Brian Flatley	6	53	7.9
1966	Bob Lawson	15	109	7.2
1967	Bob Lawson	27	213	7.8
1968	Tom Doyle	23	166	7.2
1969	Tom Doyle	3	12	4
1970	John Walker	1	26	26.0
1971	Mike Guilfoile	7	62	8.9
1972	Tyree Blocker	14	89	6.3
1973	Rohan Bradley	10	155	15.5
1974	John Provost	13	238	18.3
1975	Tom McOsker	8	59	7.4
1976	Glenn Verrette	13	75	5.8
1977	Bob Ireland	10	60	6.0
1978	John Ahern	14	108	7.7
1979	Glenn Verrette	17	188	11.1
1980	Rob Porter	23	159	6.9
1981	Jim Boyle	30	194	6.5
1982	Vin Eruzione	20	123	6.2
1983	Vin Eruzione	22	118	5.3
1984	Mike Morgan	32	224	7
1985	Julio Fernandez	13	58	4.4
1986	Julio Fernandez	29	203	7
1987	Gordie Lockbaum	21	209	9.9
1988	Mark Gallagher	19	178	9.3
1989	Mark Gallagher	28	250	8.9
1990	Mark Gallagher	44	345	7.8
1991	Jerome Fuller	16	86	5.3
1992	Jim Cook	35	281	8
1993	Pat Smith	5	110	22.0
1994	Pat Smith	17	187	11
1995	Jeff Laboranti	20	73	3.7
1996	Justin Relihan	24	94	3.9
1997	Tom Bestpitch	23	154	6.7
1998	Tom Bestpitch	30	246	8.2
1999	Tom Bestpitch	11	114	10.4
2000	Vernell Shaw	28	293	10.5
2001	Michael Coleman	26	238	9.2
2002	Ari Confesor	22	322	14.6
2003	Ari Confesor	18	152	8.4
2004	Steve Silva	6	85	14.2
2005	Steve Silva	22	395	18.0
2006	Matt Fanning	20	207	10.4
2007	Josh Jenkins	28	224	8.0
2008	Josh Jenkins	23	146	6.3
2009	Freddie Santana	15	112	7.5
2010	Freddie Santana	16	268	16.8
2011	Josh Jenkins	11	45	4.1
2012	<i>Kalif Raymond</i>	19	101	5.3

2013 Kyle Toulouse 3 86 28.7

PUNTING

Year	Name	Punts	Yards	Avg
1949	John Reader	52	1745	33.6
1950	Mel Massucco	47	1836	39.1
1951	Mel Massucco	44	1605	36.4
1952	Hank Lemire	45	1570	34.9
1953-58	Not Available			
1959	Lou Pannella	32	994	31.1
1960	Barry Bocklet	42	1519	36.1
1961	Gene Corbett	40	1318	32.9
1962	Gene Corbett	27	918	34.0
1963	Fran Coughlin	33	976	29.4
1964	Mike Cunnion	47	1465	31.2
1965	Charlie Farrell	71	2538	35.8
1966	Mike O'Neil	61	2186	35.8
1967	Jack Leonard	64	2105	32.8
1968	Jack Leonard	74	2618	35.7
1969	Mark Becker	16	514	32.1
1970	Mark Becker	45	1867	41.5
1971	Mark Becker	40	1551	38.8
1972	Rich Pelletier	60	2179	36.3
1973	Tom Rock	61	2167	35.5
1974	Bob Morton	71	2438	34.3
1975	Craig Cerretani	51	1866	36.6
1976	Bob Morton	66	2283	34.5
1977	Pat Kelly	37	1181	31.9
1978	Larry Ewald	40	1409	35.2
1979	Tim Barry	52	1814	34.9
1980	Tim Barry	77	2721	35.3
1981	Tim Barry	56	2207	39.4
1982	David Hock	40	1495	37.1
1983	Pat McCarthy, Jr.	68	2597	38.1
1984	Pat McCarthy, Jr.	48	1779	37.1
1985	David Hock	37	1196	37.4
1986	Jack Phelps	47	1732	36.8
1987	Jack Phelps	28	953	34.0
1988	Jack Phelps	41	1596	38.9
1989	Mark Gallagher	30	969	32.3
1990	Jeff Meader	46	1651	35.8
1991	Jeff Meader	46	1867	40.6
1992	Jeff Meader	66	2397	36.3
1993	Jeff Meader	68	2660	39.1
1994	Anthony Pignio	35	1158	33.1
1995	Mark McClinchie	61	2050	33.6
1996	Joe Repshis	79	2889	36.6
1997	Joe Repshis	74	2950	39.9
1998	Frank Traupman	65	2520	38.8
1999	Frank Traupman	67	2665	39.6
2000	Frank Traupman	62	2551	41.1
2001	Ryan Rolfert	57	2212	38.8
2002	Ryan Rolfert	41	1416	34.5
2003	Ryan McManaway	49	1614	32.9
2004	Ryan McManaway	55	1892	34.4
2005	Ryan McManaway	51	1837	36.0
2006	Ryan McManaway	43	1543	35.9
2007	Mike Holloway	42	1575	37.5
2008	Mike Holloway	32	1217	38.0
2009	Don Lemieux	25	960	38.4

YEAR-BY-YEAR LEADERS

2010	Don Lemieux	47	1838	39.1
2011	Corey Page	41	1538	37.5
2012	John Macomber	62	2533	40.9
2013	John Macomber	51	2079	40.8

INTERCEPTIONS

Year	Name	Int	Yards	Avg
1950	Carmen Mananiello	6	82	13.7
1951	Mike Zinkiewicz	8	72	9.0
1952	George Blair	5	109	21.8
1953-65	Not Available			
1966	Bob Kurcz	6	53	8.8
1967	Bob Kurcz	5	105	21.0
	Bob Lawson	5	59	11.8
1968	Mike Jordan	7	78	11.1
1969	Mark Becker	1	0	0.0
	Mike Jordan	1	0	0.0
1970	Mike Jordan	4	0	0.0
1971	Dan Harper	5	93	18.6
1972	John Provost	9	175	19.4
1973	John Provost	8	138	17.1
1974	John Provost	10	157	15.7
1975	Jim Coughlin	3	14	4.7
1976	Mark Cannon	3	43	14.3
1977	Herb Mihalik	6	34	5.7
1978	Glenn Verrette	7	164	23.4
1979	John McNally	5	19	3.8
1980	Peter George	2	23	11.5
	Eric Oden	2	15	7.5
	Rob Porter	2	6	3.0
1981	Rob Porter	5	35	7.0
1982	Rob Porter	8	37	4.6
1983	Bill McGovern	6	12	2.0
1984	Bill McGovern	11	102	9.3
1985	Gordie Lockbaum	4	21	5.3
1986	Dave Murphy	7	76	10.8
1987	Dave Murphy	9	55	6.1
1988	Dave Murphy	7	121	17.3
1989	Dave Murphy	5	57	11.3
1990	Chris Kovath	5	42	8.4
1991	Chris Kovath	5	74	14.8
	Matt Morgan	5	63	12.6
1992	Todd Araujo	5	47	9.4
1993	Todd Araujo	3	39	13.0
	Pat Smith	3	21	7.0
1994	Jim Cook	2	41	20.5
1995	Robert Sewell	1	55	55.0
	David Streeter	1	14	14.0
1996	David Downs	3	19	6.3
	Barrett Doxsey	3	0	0.0
1997	Ben Berger	3	27	9.0
1998	Tom Bestpitch	3	66	22.0
	Barrett Doxsey	3	51	17.0
1999	John Aloisi	4	45	11.2
2000	Troy LaRose	5	53	10.6
2001	John Carr	2	66	33.0
	David Dugan	2	31	15.5
2002	Dave Seger	2	69	34.5
2003	Darran Davis	3	9	3.0
2004	Kyle Trodden	1	20	20.0

	Mark Balestracci	1	11	11.0
	Casey Gough	1	0	0.0
	Sain Karim	1	0	0.0
	Tyler Nugent	1	0	0.0
2005	Casey Gough	3	53	17.7
	Tyler Nugent	3	1	0.3
2006	Casey Gough	3	0	0.0
2007	Kyle Mushaweh	4	78	19.5
	Casey Gough	4	26	6.5
2008	Daryl Brown	3	36	12.0
	Kyle Mushaweh	3	0	0.0
2009	Michael Wright	3	104	34.7
2010	Alex Johnson	2	48	24.0
	C.J. Martin	2	40	20.0
2011	Chandler Fenner	2	49	24.5
2012	<i>Logan Silver</i>	2	16	8.0
	Tom Mannix	2	10	5.0
	<i>Ben Coffaro</i>	2	0	0.0
2013	<i>Ben Coffaro</i>	2	42	21.0
	<i>Matt Bhaya</i>	2	26	13.0
	<i>Tyler Zeoli</i>	2	4	2.0

TACKLES

Year	Name	Solo	Assist	Total
1979	Steve Gannon	74	69	143
1980	Jim Cobb	62	65	127
1981	Harry Flaherty	—	—	101
1982	Harry Flaherty	84	53	137
1983	Harry Flaherty	100	52	152
1984	Kevin Murphy	72	72	144
1985	Jerry McCabe	112	66	178
1986	Jerry McCabe	92	65	157
1987	Rob McGovern	86	63	149
1988	Rob McGovern	110	72	182
1989	Craig Callahan	83	67	150
1990	Craig Callahan	106	53	159
1991	Marcus Duckworth	58	53	111
1992	Rob Milanette	42	101	143
1993	Rob Milanette	82	85	167
1994	Pat Smith	68	31	99
1995	David Streeter	69	90	159
1996	David Streeter	72	54	126
1997	Matt Doran	47	48	95
1998	Barrett Doxsey	38	22	60
1999	John Aloisi	50	43	93
2000	Michael Blake	62	26	88
2001	David Dugan	47	53	100
2002	David Dugan	51	50	101
2003	Ben Koller	69	25	94
2004	David FitzPatrick	72	35	107
2005	Dan Adams	97	18	115
2006	Dan Adams	91	18	109
2007	Marcus Rodriguez	51	18	69
2008	Sean Lamkin	56	15	71
2009	Marcus Rodriguez	75	27	102
2010	Ricky Otis	74	34	108
2011	Ricky Otis	81	16	97
2012	Tom Mannix	75	13	88
2013	Roman SanDoval	67	13	80

TEAM RECORDS

SINGLE SEASON

MOST VICTORIES

11 1987 (11-0-0)
 11 1991 (11-0-0)
 10 1986 (10-1-0)
 10 1989 (10-1-0)

FEWEST VICTORIES

0 1969 (0-2-0)
 0 1970 (0-10-1)

MOST LOSSES

11 2003 (1-11-0)
 10 1970 (0-10-1)
 10 1975 (1-10-0)

FEWEST LOSSES

0 1918 (2-0-0)
 0 1935 (9-0-1)
 0 1937 (8-0-2)
 0 1987 (11-0-0)
 0 1991 (11-0-0)

MOST TIES

2 Thirteen Times

HIGHEST WINNING PERCENTAGE

1.000 1991 (11-0-0)
 1.000 1987 (11-0-0)
 1.000 1918 (2-0-0)

LOWEST WINNING PERCENTAGE

.000 1969 (0-2-0)
 .045 1970 (0-10-1)
 .083 2003 (1-11-0)

HIGHEST SCORING AVERAGE

46.5 1987 (511 points-11 games)
 36.2 1951 (362 points-10 games)
 36.0 1989 (396 points-11 games)

LOWEST SCORING AVERAGE

2.5 1914 (20 points-8 games)
 3.0 1969 (6 points-2 games)
 3.6 1907 (36 points-10 games)

MOST POINTS SCORED

511 1987 (11 games)
 396 1989 (11 games)
 395 2007 (11 games)

FEWEST POINTS SCORED

6 1969 (2 games)
 20 1914 (8 games)
 22 1896 (6 games)

MOST POINTS ALLOWED

478 2003 (12 games)
 367 2004 (11 games)
 367 2013 (12 games)

FEWEST POINTS ALLOWED

14 1918 (2 games)
 19 1935 (10 games)
 19 1937 (10 games)

FEWEST POINTS ALLOWED / GAME

1.9 1935 (19 pts-10 games)
 1.9 1937 (19 pts-10 games)
 2.9 1923 (29 points-10 games)

MOST POINTS ALLOWED / GAME

39.8 2003 (478 points-12 games)
 33.4 2004 (367 points-11 games)
 32.5 1949 (325 points-10 games)

MOST YARDS PER GAME

552.2 1987 (6074 yards-11 games)
 473.1 1989 (5204 yards-11 games)
 467.1 1991 (5138 yards-11 games)

FEWEST YARDS PER GAME

178.7 1965 (1787 yards-10 games)
 215.8 1963 (1942 yards-9 games)
 229.1 1958 (2062 yards-9 games)

MOST TOTAL YARDS

6074 1987 (11 games)
 5204 1989 (11 games)
 5203 2009 (12 games)

FEWEST TOTAL YARDS

371 1969 (2 games)
 1787 1965 (10 games)
 1942 1963 (9 games)

MOST TOUCHDOWNS SCORED

74 1987 (11 games)
 54 1951 (10 games)
 54 1989 (11 games)

FEWEST TOUCHDOWNS SCORED

1 1969 (2 games)
 9 1965 (10 games)
 11 1963 (9 games)

MOST RUSHING YARDS

2776 1951 (10 games)
 2540 1983 (12 games)
 2458 1976 (11 games)

FEWEST RUSHING YARDS

157 1969 (2 games)
 911 1963 (9 games)
 952 1975 (11 games)

MOST RUSHING ATTEMPTS

632 1982 (11 games)
 623 1976 (11 games)
 616 1951 (10 games)

FEWEST RUSHING ATTEMPTS

74 1969 (2 games)
 307 2001 (10 games)
 308 2008 (11 games)

MOST RUSHING TOUCHDOWNS

42 1951 (10 games)
 36 1987 (11 games)
 34 1983 (12 games)

FEWEST RUSHING TOUCHDOWNS

0 1969 (2 games)
 4 1963 (9 games)
 5 1975 (11 games)

MOST RUSHING YARDS / GAME

277.6 1951 (2776 yards-10 games)
 223.5 1976 (2458 yards-11 games)
 218.6 1984 (2405 yards-11 games)
 211.7 1983 (2540 yards-12 games)

FEWEST RUSHING YARDS / GAME

78.5 1969 (157 yards-2 games)
 86.5 1975 (952 yards-11 games)
 86.7 1970 (954 yards-11 games)

MOST PASS ATTEMPTS

523 2008 (11 games)
 497 2007 (11 games)
 488 2009 (12 games)

FEWEST PASS ATTEMPTS

45 1969 (2 games)
 157 1956 (10 games)
 158 1958 (10 games)

MOST PASS COMPLETIONS

340 2008 (11 games)
 312 2009 (12 games)
 305 2007 (11 games)

FEWEST PASS COMPLETIONS

22 1969 (2 games)
 62 1959 (10 games)
 63 1958 (9 games)

HIGHEST COMPLETION PERCENT

.650 2008 (340-523)
 .647 1987 (284-439)
 .639 2009 (312-488)

LOWEST COMPLETION PERCENT

.354 1965 (67-189)
 .367 1976 (79-215)
 .376 1959 (62-165)

TEAM RECORDS

MOST PASSING YARDS

3942 1987 (11 games)
3838 2008 (11 games)
3779 2009 (12 games)

FEWEST PASSING YARDS

214 1969 (2 games)
713 1965 (10 games)
846 1972 (10 games)

MOST PASSING YARDS GAME

358.4 1987 (3942 yards-11 games)
348.9 2008 (3838 yards-11 games)
335.2 2007 (3687 yards-11 games)

FEWEST PASSING YARDS / GAME

71.3 1965 (713 yards-10 games)
84.6 1972 (846 yards-10 games)
89.5 1976 (985 yards-11 games)

MOST TOUCHDOWN PASSES

36 1987 (11 games)
34 2008 (11 games)
34 2009 (12 games)

FEWEST TOUCHDOWN PASSES

1 1969 (2 games)
2 1976 (11 games)
2 1977 (11 games)

MOST INTERCEPTIONS MADE

32 1986 (11 games)
26 1956 (9 games)
25 1955 (10 games)

FEWEST INTERCEPTIONS MADE

2 1969 (2 games)
2 1995 (11 games)
5 2004 (11 games)

SINGLE GAME

MOST POINTS SCORED

79 vs. Bates, 11/16/1935
77 vs. Columbia, 10/29/1983

MOST POINTS ALLOWED

76 Boston College, 11/26/1949
62 Lehigh, 10/23/1999

LARGEST MARGIN OF VICTORY

79-0 vs. Bates, 11/16/1935
75-0 vs. U.S. Sub Base, 10/2/1920

LARGEST MARGIN OF DEFEAT

76-0 vs. Boston College, 11/26/1949
54-0 vs. Princeton, 11/1/1913

MOST TOUCHDOWNS SCORED

12 vs. Bates, 11/16/1935
11 vs. Columbia, 10/29/1983

MOST RUSHING ATTEMPTS

72 vs. Columbia, 10/29/1983
72 at Central Connecticut, 9/14/2013

MOST RUSHING YARDS

736 vs. Bates, 11/16/1935
583 vs. Columbia, 10/29/1983

MOST RUSHING TOUCHDOWNS

12 vs. Bates, 11/16/1935
10 vs. Columbia, 10/29/1983

MOST PASS ATTEMPTS

65 at Yale, 10/4/2008
64 at Massachusetts, 9/1/2007

MOST PASS COMPLETIONS

41 at Yale, 10/4/2008
41 vs. Brown, 10/11/2008

MOST PASSING YARDS

470 vs. Lehigh, 9/26/1987

MOST TOUCHDOWN PASSES

7 vs. Lehigh, 9/26/1987

MOST INTERCEPTIONS THROWN

6 vs. Boston College, 11/26/1955
6 vs. Villanova, 11/15/1980
6 vs. Boston College, 11/26/1983

MOST FIRST DOWNS

44 vs. St. John's, 10/2/1926
37 vs. Pennsylvania, 9/28/1991

MOST TOTAL PLAYS

98 vs. Harvard, 10/5/2013 (3 OT)
97 vs. Boston College, 11/23/1985

MOST TOTAL YARDS

799 vs. Bates, 11/16/1935
736 vs. Lehigh, 9/26/1987

MOST INTERCEPTIONS MADE

9 vs. Harvard, 9/27/1986

MOST YARDS PENALIZED

144 vs. Northeastern, 11/19/1988

STREAKS

LONGEST WINNING STREAK

20 9/22/1990-11/23/1991

LONGEST UNBEATEN STREAK

20 9/22/1990-11/23/1991

LONGEST LOSING STREAK

15 9/20/2003-10/9/2004

LONGEST WINLESS STREAK

15 9/20/2003-10/9/2004

CONSECUTIVE SHUTOUTS

5 11/14/1903-10/1/1904
5 11/8/1930-9/26/1931

100-YARD RUSHERS

100-YARD RUSHERS (1950-2013)

Date	Name	Opponent	Att-Yards	Date	Name	Opponent	Att-Yards
11/25/1950	Melvin Massucco	Temple	30-130	10/15/1977	Crocky Nangle	Boston Univ.	31-158
11/25/1950	John Cullity	Temple	26-100	11/26/1977	Steve Hunt	Boston College	21-102
12/2/1950	Melvin Massucco	Boston College	19-147	10/13/1979	Larry Ewald	Colgate	20-105
9/29/1951	Melvin Massucco	Harvard	15-139	9/6/1980	Mark Covington	Rhode Island	24-119
10/20/1951	Charles Sowerby	NYU	8-156	11/7/1981	Dave Shimshock	Army	20-100
10/20/1951	Paul Gallo	NYU	19-134	9/11/1982	Andy Clivio	New Hampshire	21-115
11/3/1951	Melvin Massucco	Colgate	10-102	9/25/1982	Andy Clivio	Dartmouth	21-145
11/10/1951	John Turco	Marquette	10-108	10/9/1982	Andy Clivio	Colgate	30-140
11/24/1951	Melvin Massucco	Temple	21-117	10/16/1982	Andy Clivio	Connecticut	25-106
9/27/1952	Eugene Schiller	Dartmouth	22-100	10/23/1982	Andy Clivio	Brown	24-147
11/14/1953	Louis Hettinger	Marquette	22-128	10/30/1982	Andy Clivio	Boston Univ.	25-116
9/25/1954	Louis Hettinger	Dartmouth	19-127	9/10/1983	Gill Fenerty	Boston Univ.	25-196
11/20/1954	Robert Rosmarino	Connecticut	23-162	9/24/1983	Gill Fenerty	New Hampshire	20-109
10/18/1958	Joe Stagnone	Dartmouth	17-109	9/24/1983	Chuck Doyle	New Hampshire	12-101
11/7/1959	Richard Skinner	Boston Univ.	17-119	10/1/1983	Gill Fenerty	Dartmouth	16-120
10/21/1961	Tom Hennessey	Dartmouth	17-110	10/15/1983	Gill Fenerty	Connecticut	30-104
11/11/1961	Pat McCarthy	Massachusetts	9-118	10/29/1983	Gill Fenerty	Columbia	18-337
11/24/1962	Jim Holloran	Connecticut	8-102	9/22/1984	Gill Fenerty	Massachusetts	23-126
11/9/1963	Jim Marcellino	VMI	24-106	9/29/1984	Gill Fenerty	Harvard	22-105
11/30/1963	Jim Marcellino	Boston College	30-128	10/6/1984	Gill Fenerty	Dartmouth	20-154
10/17/1964	Jack Lentz	Quantico	29-155	10/13/1984	Gill Fenerty	Colgate	17-137
10/24/1964	Jack Lentz	Buffalo	16-164	10/20/1984	Gill Fenerty	Connecticut	14-115
10/31/1964	Jack Lentz	Richmond	20-173	10/27/1984	Gill Fenerty	Brown	22-102
11/14/1964	Jack Lentz	Boston Univ.	18-134	11/3/1984	Gill Fenerty	Boston Univ.	22-158
11/5/1966	Jack Lentz	Massachusetts	24-110	9/14/1985	Gill Fenerty	Colgate	35-230
11/12/1966	Jack Lentz	Rutgers	21-138	9/28/1985	Gill Fenerty	Delaware	37-204
11/19/1966	Jack Lentz	Connecticut	19-125	10/5/1985	Gill Fenerty	Dartmouth	27-137
11/18/1967	Steve Jutras	Rutgers	20-101	10/5/1985	Chuck Doyle	Dartmouth	28-111
10/19/1968	Steve Jutras	Boston Univ.	23-116	10/12/1985	Gill Fenerty	Yale	26-182
11/16/1968	Steve Jutras	Rutgers	28-132	11/2/1985	Gill Fenerty	Army	18-123
10/10/1970	Mark Monty	Colgate	18-115	11/9/1985	Gill Fenerty	Harvard	26-209
10/17/1970	Joe Wilson	Boston Univ.	8-123	9/13/1986	Tom Kelleher	Lehigh	28-145
11/21/1970	Joe Wilson	Connecticut	22-143	9/27/1986	Gordie Lockbaum	Harvard	13-147
10/16/1971	Joe Wilson	Boston Univ.	16-168	11/1/1986	Tom Kelleher	Massachusetts	22-148
10/23/1971	Joe Wilson	Syracuse	18-115	11/14/1987	Tom Kelleher	William & Mary	12-117
10/30/1971	Joe Wilson	Northeastern	15-106	11/19/1987	Tom Kelleher	Villanova	22-102
11/6/1971	Joe Wilson	Massachusetts	18-123	9/24/1988	Joe Segreti	Princeton	27-110
11/27/1971	Joe Wilson	Boston College	22-105	10/8/1988	Joe Segreti	Dartmouth	32-159
9/16/1972	Joe Wilson	Rutgers	34-274	10/15/1988	Joe Segreti	Lehigh	29-214
9/23/1972	Steve Buchanan	Brown	16-141	10/22/1988	Joe Segreti	Brown	34-150
9/23/1972	Fran Meagher	Brown	17-102	10/29/1988	Joe Segreti	Colgate	30-126
9/30/1972	Steve Buchanan	Temple	25-125	11/19/1988	Joe Segreti	Northeastern	28-116
10/14/1972	Joe Wilson	Colgate	22-173	9/26/1989	Joe Segreti	Lafayette	20-110
11/25/1972	Joe Wilson	Connecticut	26-132	9/23/1989	Joe Segreti	Harvard	29-174
9/8/1973	Steve Buchanan	Massachusetts	26-131	10/14/1989	Joe Segreti	Army	19-102
9/22/1973	Steve Buchanan	New Hampshire	21-117	10/21/1989	Joe Segreti	Colgate	23-111
10/13/1973	Jim Haldeman	Colgate	20-126	10/28/1989	Joe Segreti	Brown	26-118
10/27/1973	Steve Buchanan	Army	28-109	11/11/1989	Joe Segreti	Lehigh	21-101
11/24/1973	Steve Buchanan	Connecticut	24-139	11/18/1989	Joe Segreti	Bucknell	20-116
12/1/1973	Steve Buchanan	Boston College	26-107	9/8/1990	Joe Segreti	Massachusetts	28-109
10/12/1974	Bob Morton	Colgate	16-100	10/6/1990	Joe Segreti	Dartmouth	35-239
11/9/1974	Mark Cannon	Massachusetts	20-130	10/20/1990	Joe Segreti	Lehigh	23-111
11/9/1974	Bob Morton	Massachusetts	22-101	10/27/1990	Joe Segreti	Lafayette	16-120
10/11/1975	Steve Hunt	Colgate	35-165	11/3/1990	Joe Segreti	Bucknell	20-102
11/22/1975	Steve Hunt	Connecticut	23-100	11/10/1990	Joe Segreti	Fordham	18-113
10/15/1976	Bob Morton	Boston Univ.	26-111	11/17/1990	Joe Segreti	Colgate	23-134
10/30/1976	Brian Doherty	Rhode Island	16-175	9/14/1991	Jerome Fuller	Massachusetts	25-207
11/6/1976	Brian Doherty	Massachusetts	15-108	9/21/1991	Jerome Fuller	Boston Univ.	29-127
10/20/1976	Brian Doherty	Connecticut	18-107	9/28/1991	Jerome Fuller	Pennsylvania	24-164
9/10/1977	Steve Hunt	New Hampshire	15-115	10/5/1991	Jerome Fuller	Harvard	29-172
10/8/1977	Crocky Nangle	Colgate	26-141	10/12/1991	Jerome Fuller	Dartmouth	30-101

100-YARD RUSHERS / 300-YARD PASSERS

100-YARD RUSHERS (1950-2013)

Date	Name	Opponent	Att-Yards
10/26/1991	Jerome Fuller	Lehigh	24-166
11/2/1991	Jerome Fuller	Lafayette	15-118
11/9/1991	Jerome Fuller	Bucknell	27-117
11/23/1991	Jerome Fuller	Colgate	29-115
9/19/1992	Orlando Cepero	Massachusetts	17-110
10/24/1992	Eric Sampson	Bucknell	15-109
11/14/1992	Eric Sampson	Colgate	16-110
9/17/1994	J.R. Walz	Massachusetts	12-103
10/22/1994	J.R. Walz	Lafayette	33-112
10/29/1994	J.R. Walz	Fordham	32-100
11/18/1995	J.R. Walz	Colgate	19-172
9/21/1996	J.R. Walz	Colgate	20-150
9/28/1996	J.R. Walz	Princeton	19-100
11/23/1996	Rob Sanchez	Georgetown	13-126
11/8/1997	Joe Chambers	Lehigh	21-126
11/8/1997	John Aloisi	Lehigh	9-106
10/3/1998	Joe Chambers	Towson	26-175
11/14/1998	J.R. Walz	Fordham	17-122
10/9/1999	Michael Gillis	Yale	16-106
11/20/1999	Brian Hall	Colgate	17-105
9/9/2000	Brian Hall	Georgetown	12-116
9/16/2000	Brian Hall	Harvard	24-116
11/18/2000	Michael Gillis	Fordham	21-109
10/13/2001	Calvin Souder	Dartmouth	13-114
10/20/2001	Calvin Souder	Lafayette	21-136
10/5/2002	Gideon Akande	Yale	26-130
10/19/2002	Brian Hall	Dartmouth	12-110
10/26/2002	Gideon Akande	Lehigh	22-122
11/9/2002	Gideon Akande	Fordham	24-119
9/13/2003	Steve Silva	Georgetown	29-147
11/6/2004	Steve Silva	Marist	21-121
11/20/2004	Steve Silva	Georgetown	21-103
9/10/2005	Steve Silva	Georgetown	20-110
9/24/2005	Steve Silva	Delaware	24-106
10/15/2005	Steve Silva	Dartmouth	25-132
11/12/2005	Steve Silva	Lafayette	23-103
11/19/2005	Steve Silva	Bucknell	33-201
9/30/2006	Terrance Gass	Fordham	21-102
11/4/2006	Mike Kielt	Bucknell	26-149
10/27/2007	Terrance Gass	Bucknell	12-125
9/27/2008	Terrance Gass	Georgetown	24-135
10/18/2008	Mike Kielt	Dartmouth	18-120
10/25/2008	Mike Kielt	Lehigh	18-105
10/24/2009	Dominic Randolph	Colgate	14-116
10/15/2011	Ryan Taggart	Dartmouth	23-176
11/19/2011	Eddie Houghton	Fordham	15-153
11/3/2012	Reggie Woods	Lehigh	29-139
9/14/2013	Reggie Woods	Central Conn.	24-153
9/28/2013	<i>Peter Pujals</i>	Dartmouth	17-125
10/26/2013	<i>Gabe Guild</i>	Lafayette	23-142

300-YARD PASSERS (1950-2013)

Date	Name	Opponent	Cmp-Att-Yds
10/3/1987	Jeff Wiley	Colgate	28-43-354
10/10/1987	Jeff Wiley	Dartmouth	25-33-347
10/17/1987	Jeff Wiley	Bucknell	20-30-389
10/31/1987	Jeff Wiley	Massachusetts	27-39-438
11/7/1987	Jeff Wiley	Harvard	17-37-318
11/19/1987	Jeff Wiley	Villanova	29-45-381
9/17/1988	Jeff Wiley	Lafayette	22-38-327
10/1/1988	Jeff Wiley	Harvard	31-53-390
11/12/1988	Jeff Wiley	Bucknell	25-35-314
11/19/1988	Jeff Wiley	Northeastern	23-32-358
9/9/1989	Tom Ciaccio	Villanova	31-43-449
9/30/1989	Tom Ciaccio	Princeton	25-42-343
10/7/1989	Tom Ciaccio	Dartmouth	24-38-350
11/18/1989	Tom Ciaccio	Bucknell	24-38-326
9/29/1990	Tom Ciaccio	Harvard	22-36-377
10/13/1990	Tom Ciaccio	Brown	19-29-312
10/20/1990	Tom Ciaccio	Lehigh	28-45-336
9/28/1991	Tom Ciaccio	Pennsylvania	24-38-370
10/19/1991	Tom Ciaccio	Brown	24-37-363
10/26/1991	Tom Ciaccio	Lehigh	23-32-350
11/2/1991	Tom Ciaccio	Lafayette	27-35-300
11/9/1991	Tom Ciaccio	Bucknell	24-41-390
9/11/1999	Ryan Collar	Georgetown	21-48-305
11/20/1999	Brian Hall	Colgate	19-36-301
11/18/2000	Erreick Stewart	Fordham	28-39-388
10/20/2001	Brian Hall	Lafayette	32-42-416
11/9/2002	Brian Hall	Fordham	20-35-366
9/27/2003	John O'Neil	San Diego	24-37-324
10/7/2006	Dominic Randolph	Brown	30-39-329
10/21/2006	Dominic Randolph	Lafayette	34-46-352
10/28/2006	Dominic Randolph	Lehigh	26-53-309
9/15/2007	Dominic Randolph	Harvard	29-55-339
9/22/2007	Dominic Randolph	Georgetown	22-33-302
10/6/2007	Dominic Randolph	Brown	29-37-404
10/20/2007	Dominic Randolph	Lehigh	22-32-375
10/27/2007	Dominic Randolph	Bucknell	30-43-363
11/3/2007	Dominic Randolph	Fordham	32-53-309
11/17/2007	Dominic Randolph	Colgate	29-42-441
10/4/2008	Dominic Randolph	Yale	41-63-376
10/11/2008	Dominic Randolph	Brown	41-54-430
10/18/1008	Dominic Randolph	Dartmouth	33-45-391
10/25/2008	Dominic Randolph	Lehigh	28-39-330
11/1/2008	Dominic Randolph	Bucknell	38-49-398
11/8/2008	Dominic Randolph	Fordham	35-59-407
11/15/2008	Dominic Randolph	Lafayette	28-49-422
11/22/2008	Dominic Randolph	Colgate	16-27-316
9/5/2009	Dominic Randolph	Georgetown	36-56-414
10/3/2009	Dominic Randolph	Northeastern	16-24-305
10/10/2009	Dominic Randolph	Brown	38-53-411
10/31/2009	Dominic Randolph	Fordham	23-35-314
11/14/2009	Dominic Randolph	Lafayette	23-37-348
11/28/2009	Dominic Randolph	Villanova	31-51-347
9/17/2011	Ryan Taggart	Harvard	22-35-320
10/1/2011	Ryan Taggart	New Hampshire	40-57-412
10/22/2011	Ryan Taggart	Bucknell	32-58-380
11/19/2011	Ryan Taggart	Fordham	24-37-334
10/13/2012	<i>Steven Elder</i>	Colgate	24-39-313
8/31/2013	<i>Steven Elder</i>	Bryant	23-41-309
10/5/2013	<i>Peter Pujals</i>	Harvard	33-50-345

300-YARD PASSERS (1950-2013)

Date	Name	Opponent	Cmp-Att-Yds
9/29/1973	Peter Vaas	Temple	18-35-343
11/1/1980	Dave Boisture	Columbia	27-46-387
9/20/1986	Jeff Wiley	Lafayette	20-37-320
11/1/1986	Jeff Wiley	Massachusetts	16-28-310
9/26/1987	Jeff Wiley	Lehigh	27-39-414

THE LAST TIME AN INDIVIDUAL . . .

CATEGORY	HOLY CROSS	OPPONENT
Fumble Return For TD	11 yds, Roman SanDoval at Central Conn., 9/14/2013	4 yds, Eric Medes, Harvard, 10/5/2013
Kickoff Return For TD	80 yds, Kalif Raymond at Lafayette, 10/20/2012	99 yds, Garry Coles, Sacred Heart, 9/12/2009
Punt Return For TD	77 yds, Kyle Toulouse at Bryant, 8/31/2013	87 yds, Brian Edwards, Harvard, 9/18/2004
Interception Return For TD	79 yds, Kyle Young at Bucknell, 10/12/2013	41 yds, Tyler Robinson, Lafayette, 10/26/2013
Blocked Punt Return For TD	5 yds, Dave Seger vs. Bucknell, 11/2/2002	23 yds, D.J. Monroe, Harvard, 9/28/2012
Blocked Field Goal Return For TD	n / a	n / a
Scored Defensive Extra Point	Matt Dugan vs. Marist, 11/6/2004	Blake Costanzo, Lafayette, 11/13/2004
Blocked Punt	Ryan Neumann vs. Georgetown, 11/23/2013	Norman Hayes, Harvard, 10/5/2013
Blocked Field Goal	Alex Carson at Brown, 10/10/2009	Brent Forbes, Bucknell, 10/12/2013
Blocked Extra Point	Matthew Boyd vs. Lafayette, 10/26/2013	Joseph Francis, Bucknell, 10/22/2011
Safety	Team at Massachusetts, 9/1/2007	Lamont Sonds, Colgate, 10/23/2010
Rushed For 100 Yards	142 yds, Gabe Guild vs. Lafayette, 10/26/2013	143 yds, Kyle Nolan, Georgetown, 11/23/2013
Rushed For 200 Yards	201 yds, Steve Silva at Bucknell, 11/19/2005	206 yds, Jordan Scott, Colgate, 11/17/2007
Rushed For 300 Yards	337 yds, Gill Fenerty vs. Columbia, 10/29/1983	n / a
Two Players Rushed For 100 Yards	126 yds, Joe Chambers & 109 yds, John Aloisi at Lehigh, 11/8/1997	130 yds, Julian Hayes & 118 yds, Kwabena Asante, Monmouth, 9/21/2013
Rushed For 3 TDs	3 TDs, Peter Pujals at Bucknell, 10/12/2013	4 TDs, Jordan McCord, Colgate, 10/13/2012
Rushed For 4 TDs	4 TDs, Steve Silva at Bucknell, 11/19/2005	4 TDs, Jordan McCord, Colgate, 10/13/2012
60-Yard Rushing Play	74 yds, Terrance Gass at Lehigh, 10/20/2007	82 yds, Kyle Nolan, Georgetown, 11/23/2013
70-Yard Rushing Play	74 yds, Terrance Gass at Lehigh, 10/20/2007	82 yds, Kyle Nolan, Georgetown, 11/23/2013
80-Yard Rushing Play	n / a	82 yds, Kyle Nolan, Georgetown, 11/23/2013
90-Yard Rushing Play	n / a	n / a
Passed For 300 Yards	345 yds, Peter Pujals vs. Harvard, 10/5/2013	524 yds, Michael Nebrich, Fordham, 11/2/2013
Passed For 400 Yards	412 yds, Ryan Taggart at New Hampshire, 10/1/2011	524 yds, Michael Nebrich, Fordham, 11/2/2013
Passed For 500 Yards	n / a	524 yds, Michael Nebrich, Fordham, 11/2/2013
Completed 30 Passes	30, Peter Pujals at Lehigh, 11/9/2013	39, Michael Nebrich, Fordham, 11/2/2013
Completed 40 Passes	40, Ryan Taggart at New Hampshire, 10/1/2011	43, John Skelton, Fordham, 10/31/2009
Passed For 4 TDs	4 TDs, Peter Pujals vs. Harvard, 10/5/2013	5 TDs, Drew Reed, Lafayette, 10/26/2013
Passed For 5 TDs	5 TDs, Dominic Randolph at Northeastern, 10/3/2009	5 TDs, Drew Reed, Lafayette, 10/26/2013
Passed For 6 TDs	6 TDs, Dominic Randolph at Brown, 10/6/2007	n / a
Caught 10 Passes	11, Mike Fess vs. Harvard, 10/5/2013	12, Sam Ajala, Fordham, 11/2/2013
Caught 15 Passes	15, Gordie Lockbaum at Villanova, 11/19/1987	15, Trevan Samp, Brown, 10/10/2009
Two Players Caught 10 Passes	13, Kyle Toulouse & 11, Mike Fess at New Hampshire, 10/1/2011	13, Stephen Skelton & 10, David Moore, Fordham, 10/31/2009
Had 100 Yards Receiving	117 yds, Mike Fess vs. Harvard, 10/5/2013	121 yds, Zack Wilke, Georgetown, 11/23/2013
Had 200 Yards Receiving	211 yds, David Kasouf vs. Fordham, 11/9/2002	202 yds, Ryan Spadola, Lehigh, 11/3/2012
Two Players Had 100 Yards Receiving	162 yds, Gerald Mistretta & 100 yds, Mike Fess at Colgate, 10/13/2012	189 yds, Sam Ajala & 120 yds, Tebucky Jones, Fordham, 11/2/2013
Caught 3 TD Passes	3 TDs, Freddie Santana at Fordham, 10/31/2009	3 TDs, Mark Ross, Lafayette, 10/26/2013
Caught 4 TD Passes	4 TDs, Ari Confesor at Dartmouth, 10/19/2002	4 TDs, Luke McArdle, Georgetown, 9/13/2003
60-Yard Pass Play	63 yds, Steven Elder to Gerald Mistretta at Colgate, 10/13/2012	68 yds, Nick SanGiacomo to Aaron Bernardino, Central Connecticut, 9/14/2013
70-Yard Pass Play	71 yds, Ryan Taggart to Kyle Toulouse at Fordham, 11/19/2011	73 yds, Michael Colvin to Ryan Spadola, Lehigh, 11/3/2012
80-Yard Pass Play	86 yds, Erreick Stewart to Steve Green vs. Fordham, 11/18/2000	83 yds, Chris Brown to Luke Graham, Colgate, 11/23/2002
90-Yard Pass Play	95 yds, Tom Ciaccio to Mark Roman at Bucknell, 11/9/1991	98 yds, Steve Monaco to Emerson Foster, Rhode Island, 9/3/1988
Kicked 45 Yard Field Goal	46 yds, John Macomber at Fordham, 11/2/2013	45 yds, Patrick Murray, Fordham, 10/27/2012
Kicked 50 Yard Field Goal	n / a	51 yds, Rick Ziska, Lafayette, 11/12/2005
Kicked 4 Field Goals	5 FGs, Chris Vella at Army, 9/7/2002	4 FGs, Chris Lutz, Princeton, 9/24/1988
Punted 60 Yards	63 yds, John Macomber at Central Conn., 9/14/2013	61 yds, Patrick Murray, Fordham, 10/27/2012
Punted 70 Yards	73 yds, Mike Holloway vs. Lafayette, 11/10/2007	79 yds, Tom Kondash, Lafayette, 11/15/2008

THE LAST TIME A TEAM . . .

CATEGORY	HOLY CROSS	OPPONENT
Had 400 Yards Total Offense	418 yds vs. Lafayette, 10/26/2013	439 yds, Georgetown, 11/23/2013
Had 500 Yards Total Offense	514 yds at Bucknell, 10/12/2013	700 yds, Fordham, 11/2/2013
Had 600 Yards Total Offense	614 yds vs. Georgetown, 9/22/2007	700 yds, Fordham, 11/2/2013
Had 200 Yards Rushing	216 yds at Bucknell, 10/12/2013	212 yds, Georgetown, 11/23/2013
Had 300 Yards Rushing	419 yds at Central Connecticut, 9/14/2013	407 yds, Colgate, 10/13/2012
Had 400 Yards Rushing	419 yds at Central Connecticut, 9/14/2013	407 yds, Colgate, 10/13/2012
Had 500 Yards Rushing	583 yds vs. Columbia, 10/29/1983	n / a
Had 300 Yards Passing	345 yds vs. Harvard, 10/5/2013	524 yds, Fordham, 11/2/2013
Had 400 Yards Passing	412 yds at New Hampshire, 10/1/2011	524 yds, Fordham, 11/2/2013
Had 500 Yards Passing	n / a	524 yds, Fordham, 11/2/2013
Had 30 First Downs	31 vs. Harvard, 10/5/2013	39, Fordham, 11/2/2013
Had 35 First Downs	37 vs. Pennsylvania, 9/28/1991	39, Fordham, 11/2/2013
Scored 40 Points	51 at Bucknell, 10/12/2013	41, Lafayette, 10/26/2013
Scored 50 Points	51 at Bucknell, 10/12/2013	51, Colgate, 10/13/2012
Scored 60 Points	63 vs. Lafayette, 10/20/2001	62, Lehigh, 10/23/1999
Was Shut Out	at Harvard, 9/18/2004	Georgetown, 11/17/2012
Was Held Without A TD	at Harvard, 9/28/2012	Georgetown, 11/17/2012
Had 4 Turnovers	4 vs. Georgetown, 11/23/2013	5, Bucknell, 10/12/2013
Had 5 Turnovers	5 vs. Georgetown, 10/29/2011	5, Bucknell, 10/12/2013
Had 6 Turnovers	6 at Bucknell, 10/22/2011	6, Lehigh, 10/20/2007
Had 5 Quarterback Sacks	6 vs. Harvard, 10/5/2013	6, Harvard, 10/5/2013
Made 2-Point Conversion	vs. Fordham, 10/27/2012	Georgetown, 11/23/2013
Failed 2-Point Conversion	vs. Lafayette, 10/20/2012	Lehigh, 11/3/2012
Missed Extra Point By Kick	at Lehigh, 11/9/2013	Lehigh, 11/9/2013
Won After Trailing By 14 Points	31-28 at Dartmouth, 9/28/2013 (trailed 14-0 in 2nd quarter)	32-30, Fordham, 11/2/2013 (trailed 23-7 in 2nd quarter)
Won In The Final Minute	31-28 at Dartmouth, 9/28/2013 (kicked winning FG with 0:51 remaining)	28-24, Colgate, 10/19/2013 (scored winning TD with 0:59 remaining)
Won In Overtime	24-21 at Dartmouth, 10/14/2006	41-35, Harvard, 10/5/2013
Played A Tie Game	10-10 vs. Massachusetts, 9/8/1990	10-10, Massachusetts, 9/8/1990

YEAR-BY-YEAR RECORDS

Year	GP	W-L-T	Pct.	Year	GP	W-L-T	Pct.	Overall		Patriot League					
								Year	GP	W-L-T	Pct.	W-L-T	Pct.	Place	
1896	6	2-2-2	.500	1940	10	4-5-1	.450	1980	11	3-8-0	.273				
1897	8	4-3-1	.563	1941	10	4-4-2	.500	1981	11	6-5-0	.545				
1898	10	5-4-1	.550	1942	10	5-4-1	.550	1982	11	8-3-0	.727				
1899	10	5-5-0	.500	1943	8	6-2-0	.750	1983 \$	12	9-2-1	.792				
1890s	34	16-14-4	.529	1944	9	5-2-2	.667	1984	11	8-3-0	.727				
1900	9	5-3-1	.611	1945 %	10	8-2-0	.800	1985	11	4-6-1	.409				
1901	9	7-1-1	.833	1946	9	5-4-0	.556	1986 #	11	10-1-0	.909	4-0-0	1.000	1st	
1902	9	6-2-1	.722	1947	10	4-4-2	.500	1987 #	11	11-0-0	1.000	4-0-0	1.000	1st	
1903	10	8-2-0	.800	1948	10	5-5-0	.500	1988	11	9-2-0	.818	3-1-0	.750	2nd	
1904	9	2-5-2	.333	1949	10	1-9-0	.100	1989 #	11	10-1-0	.909	4-0-0	1.000	1st	
1905	9	6-3-0	.667	1940s	96	47-41-8	.531	1980s	111	78-31-2	.712	15-1-0	.938		
1906	8	4-3-1	.563	1950	10	4-5-1	.450	1990 #	11	9-1-1	.864	5-0-0	1.000	1st	
1907	10	1-7-2	.200	1951	10	8-2-0	.800	1991 #	11	11-0-0	1.000	5-0-0	1.000	1st	
1908	8	4-4-0	.500	1952	10	8-2-0	.800	1992	11	6-5-0	.545	4-1-0	.800	2nd	
1909	8	2-4-2	.375	1953	10	5-5-0	.500	1993	11	3-8-0	.273	2-3-0	.400	4th	
1900s	89	45-34-10	.562	1954	10	3-7-0	.300	1994	11	3-8-0	.273	3-2-0	.600	2nd	
1910	8	3-3-2	.500	1955	10	6-4-0	.600	1995	11	2-9-0	.182	1-4-0	.200	5th	
1911	9	4-5-0	.444	1956	9	5-3-1	.611	1996	11	2-9-0	.182	1-4-0	.200	6th	
1912	8	4-3-1	.563	1957	9	5-3-1	.611	1997	11	4-7-0	.364	2-4-0	.333	4th	
1913	9	3-6-0	.333	1958	9	6-3-0	.667	1998	11	2-9-0	.182	1-5-0	.167	6th	
1914	8	2-5-1	.313	1959	10	6-4-0	.600	1999	11	3-8-0	.273	2-4-0	.333	5th	
1915	8	3-3-2	.500	1950s	97	56-38-3	.593	1990s	110	45-64-1	.414	26-27-0	.491		
1916	9	4-5-0	.444	1960	10	6-4-0	.600	2000	11	7-4-0	.636	4-2-0	.667	2nd	
1917	7	3-4-0	.429	1961	10	7-3-0	.700	2001	10	4-6-0	.400	3-4-0	.429	5th	
1918	2	2-0-0	1.000	1962	10	6-4-0	.600	2002	12	4-8-0	.333	2-5-0	.286	6th	
1919	8	5-3-0	.625	1963	9	2-6-1	.278	2003	12	1-11-0	.083	1-6-0	.143	7th	
1910s	76	33-37-6	.474	1964	10	5-5-0	.500	2004	11	3-8-0	.273	1-5-0	.167	6th	
1920	8	5-3-0	.625	1965	10	2-7-1	.250	2005	11	6-5-0	.545	3-3-0	.500	4th	
1921	8	5-3-0	.625	1966	10	6-3-1	.650	2006	11	7-4-0	.636	4-2-0	.667	3rd	
1922	10	7-2-1	.750	1967	10	5-5-0	.500	2007	11	7-4-0	.636	4-2-0	.667	2nd	
1923	10	8-2-0	.800	1968	10	3-6-1	.350	2008	11	7-4-0	.636	5-1-0	.833	2nd	
1924	9	7-1-1	.833	1969	2	0-2-0	.000	2009 \$#	12	9-3-0	.750	5-1-0	.833	1st	
1925	10	8-2-0	.800	1960s	91	42-45-4	.484	2000s	112	55-57-0	.491	32-31-0	.508		
1926	10	7-1-2	.800	1970	11	0-10-1	.045	2010	11	6-5-0	.545	4-2-0	.667	2nd	
1927	9	6-3-0	.667	1971	10	4-6-0	.400	2011	11	6-5-0	.545	4-2-0	.667	2nd	
1928	10	5-3-2	.600	1972	10	5-4-1	.550	2012	11	2-9-0	.182	2-4-0	.333	4th	
1929	10	6-4-0	.600	1973	11	5-6-0	.455	2013	12	3-9-0	.250	1-5-0	.167	6th	
1920s	94	64-24-6	.713	1974	11	5-5-1	.500	2010s	45	17-28-0	.378	11-13-0	.458		
1930	10	8-2-0	.800	1975	11	1-10-0	.091	118 Yrs 1160							
1931	10	7-2-1	.750	1976	11	3-8-0	.273	610-496-54		.549		84-72-0		.538	
1932	10	6-2-2	.700	1977	11	2-9-0	.182								
1933	9	7-2-0	.778	1978	11	7-4-0	.636								
1934	10	8-2-0	.800	1979	11	5-6-0	.455								
1935	10	9-0-1	.950	1970s	108	37-68-3	.356								
1936	10	7-2-1	.750							% Orange Bowl					
1937	10	8-0-2	.900							\$ NCAA Playoffs					
1938	9	8-1-0	.889							# Patriot League Champions					
1939	9	7-2-0	.778												
1930s	97	75-15-7	.809												

TRADITION OF EXCELLENCE

1896-1929:

THE EARLY YEARS

The first four seasons of Holy Cross football gave little indication of the great successes to come. In the school's first varsity game on Oct. 17, 1896, the Crusaders lost to Worcester Polytechnic Institute by a 10-0 margin. Later that first year, the Crusaders played the most controversial game in school history, a contest against Boston College which each school claims as a victory.

THE DISPUTED 1896 BOSTON COLLEGE GAME

On Nov. 14, 1896, Holy Cross claims to have won a 6-4 game over Boston College, while the Eagles claim to have won by a score of 8-6. With less than three minutes to play and the Crusaders leading 6-4, a fight broke out on the field. During the melee, Boston College's Hugh McGrath picked up the ball and crossed the Holy Cross goal line. The officials, however, did not allow the score, and the Eagles left the field in protest. The referee then awarded the win to Holy Cross, and the Crusaders left the field with an apparent victory. However, the story, does not end there. The referee decided to reverse his decision after a Boston College protest, and asked both teams to return to the field. Holy Cross refused and claimed a 6-4 win, while the Eagles returned to field, scored without opposition, and claimed to have taken an 8-6 victory.

OTHER HIGHLIGHTS

Sept. 26, 1903: The Crusaders defeat Massachusetts Agricultural College 6-0 in their first home game on campus.

Sept. 26, 1908: Holy Cross defeats Norwich 5-0, in the first game played at the present site of Fitton Field.

Oct. 30, 1920: Lou Smith boots a 38-yard field goal to hand Syracuse its first loss, 3-0.

Sept. 27, 1924: Holy Cross defeats Catholic 13-7, in the first game at the newly-constructed Fitton Field.

Nov. 29, 1924: The Crusaders whip Boston College 33-0, before 50,000 fans at Braves Field.

Oct. 17, 1925: Holy Cross scores its first victory over Harvard, as captain John Crowley kicks the extra point in a 7-6 comeback victory.

1930s:

THE ANDERSON ERA

The great Crusader teams of the 1930s were among the most dominating in school history, compiling a 75-15-7 record. The outstanding .809 winning percentage is the best of any decade in Holy Cross history, and the 76 wins were only exceeded by the 78 victories during the 1980s.

A large part of that success was due to Dr. Eddie Anderson, who took over as the Crusaders' coach in 1933. Anderson led Holy Cross from 1933-1938, and later returned for 15 more seasons from 1950-1964. During his initial stint, Anderson racked up a 47-7-4 mark, including the school's first two undefeated campaigns — 1935 (9-0-1) and 1937 (8-0-2).

The Anderson era began with a bang, as Holy Cross crushed St. Michael's 50-0 in his first game as Crusader mentor on Sept. 30, 1933, and just got better from there.

OTHER HIGHLIGHTS

Oct. 10, 1936: "Bullet" Bill Osmanski's 76-yard interception return sparks Holy Cross to a 7-0 win over Dartmouth, its first in the series.

THE UNDEFEATED 1935 SEASON

Dr. Eddie Anderson's 1935 squad finished the season with an overall record of 9-0-1, to become the first undefeated team in school history. En route to the undefeated season, Holy Cross topped Colgate 3-0 on a Rex Kidd field goal, handing the Red Raiders their first loss to an Eastern opponent in four years. Also included in that season was a 79-0 blitzing of Bates on Nov. 16 (the school's largest ever margin of victory), in which the Crusaders totaled 736 rushing yards and 12 touchdowns. Fittingly, Anderson's Crusaders finished their undefeated season with a 20-6 victory over Boston College on Nov. 30.

Nov. 26, 1938: Holy Cross completes an 8-1 season with a 29-7 win over Boston College, and the Crusaders end the season ranked ninth in the final Associated Press poll. Dr. Anderson leaves Holy Cross for the University of Iowa after compiling a 47-7-4 record over six seasons.

Oct. 14, 1939: Holy Cross beats Georgia 13-0, giving the Crusaders three victories over the Bulldogs in three years. The visiting Crusaders had to overcome some shaky officiating from the southern officials, who later got into a showing match with the two northern officials.

1940s:

OF BOWLS & UPSETS

The Holy Cross teams of the 1940s did not distinguish themselves with their record (47-41-8), but instead with a pair of performances that are vivid in the minds of many even today.

In one of the greatest upsets in college football history, Holy Cross stunned undefeated and top-ranked Boston College 55-12 at Fenway Park on Nov. 28, 1942. Johnny Bezemes caught two touchdown passes from John Grigas, threw for a score, and returned an interception 64 yards for another touchdown, helping knock the Eagles out of a Sugar Bowl berth. Holy Cross finished just 5-4-1, but was 19th in the final Associated Press poll. That night, 496 people died in a fire at the Cocomanut Grove night club, where Boston College had planned a victory celebration, but cancelled after the loss. The fire was the nation's worst since 1903.

A few years later, the Crusaders faced Miami on Jan. 1, 1946, in the Orange Bowl, suffering a 13-6 defeat. The game was tied 6-6 in the closing seconds when Holy Cross tried a last-play long pass, but Miami's Al Hudson intercepted the tipped pass and took it back 89 yards for the game-winning touchdown.

OTHER HIGHLIGHTS

Sept. 27, 1941: The Crusaders open the season with a 19-13 victory over Louisiana State at Tiger Stadium in Baton Rouge, La.

Oct. 14, 1945: A Fitton Field crowd of 26,000 sees Stan Kozlowski score two touchdowns, pass for another and kick two extra points in a 26-7 victory over Villanova. Later that season, Kozlowski would throw Holy Cross' only touchdown pass in the Orange Bowl loss to Miami.

TRADITION OF EXCELLENCE

1950s:

THE ANDERSON ERA, PART II

After departing Holy Cross for Iowa in 1939, Anderson returned to Worcester to guide the Crusaders from 1950 to 1964. Although not quite as successful as his first stint with Holy Cross in the 1930s, Anderson's teams in the 1950s team compiled a 56-38-3 mark (.593). During his second tenure, Anderson's Crusaders also managed to defeat Boston College seven times.

OTHER HIGHLIGHTS

Dec. 2, 1950: Trailing Boston College 14-0, after suffering a 76-0 defeat against the Eagles the year before, Johnny Turco's 97-yard kickoff return sparks Holy Cross to a 32-14 win.

Sept. 26, 1953: Holy Cross defeats Dartmouth 28-6 in Lynn, Mass., in the first nationally televised game from New England.

Nov. 6, 1955: After Tony Santaniello recovers a Dayton fumble, Tom Roberts hits Dale Hohl for a nine-yard score with just 50 seconds remaining for a 13-7 victory.

Dec. 1, 1956: Bill Smithers finds Paul Toland with 39 seconds left for a 7-0 win over Boston College.

Nov. 30, 1957: Vince Promuto recovers eight Boston College fumbles in Holy Cross' soggy 14-0 victory.

Oct. 18, 1958: John Esposito's 81-yard return of a blocked field goal late in the game gives the Crusaders a 14-8 win over Dartmouth.

1960s:

A SHORTENED SEASON

The highlight, such as it is, of this decade was the season that wasn't — 1969. Along with the 1918 team, the 1969 squad played the shortest schedule of any Crusader team — just two games. After losing to Harvard and Dartmouth to start the season, nearly 90 players and coaches from Bill Whitton's squad were inflicted with hepatitis, forcing the cancellation of the final eight games of the season. In a touching gesture, the team from Sacramento State decided to dedicate its season to Holy Cross, wearing the Crusaders' purple jerseys against Puget Sound and flying Crusader co-captains Tom Lamb and Bill Moncevicz to the game. Sacramento State flanker Mike Carter, who initiated his school's involvement with Holy Cross, was presented with an honorary O'Melia Award.

OTHER HIGHLIGHTS

Nov. 28, 1964: In Anderson's final game as Crusader coach, Holy Cross falls to Boston College 10-8. Anderson finished his 21 seasons at Holy Cross with a 129-67-8 (.652) record.

Nov. 26, 1966: Jack Lentz hits Pete Kimener for a touchdown in the final minute to beat Boston College, 32-26. Mike Kaminski had kicked a pair of then-record 44-yard field goals in the first quarter. Lentz becomes the first player to win the Edward O'Melia Award twice.

1970s:

TRYING TIMES

Any program that spans over a century is bound to have some down years, and for Holy Cross football that period was the 1970s. Amazingly, this is one of just four decades in which the Crusaders finished below .500, as they posted an overall mark of 37-68-3 (.352) from 1970-1979. Even in the down times, however, Holy Cross had some high points — in this case back-to-back wins over Boston College in 1977 and 1978. In addition, head coach Ed Doherty took over a team that had not won a game since 1968 and directed the Crusaders to a 4-6 mark in 1971 — becoming the first coach to earn New England Coach of the Year honors with a losing record.

PAT MCCARTHY IN THE NCAA RECORD BOOK

A trio of NCAA records by a Crusader quarterback have stood the test of time. Pat McCarthy (Class of 1963) stands among Holy Cross' all-time leaders in scoring (176 points), touchdown runs (25), total offense (4,534 yards) and passing yards (3,289), but his knack for the two-point conversion remains impressive over 50 years later. In 1960, McCarthy scored six two-point conversions, which is still tied for the best single-season performance in NCAA history. His career totals of 13 conversion runs and 19 conversion passes are also NCAA records, which he continues to hold by himself.

OTHER HIGHLIGHTS

Oct. 17, 1970: In a 33-23 loss to Boston University, Colin Clapton connects with Eddie Jenkins on a 99-yard touchdown pass, tying an NCAA record.

Sept. 16, 1972: Joe Wilson romps to what was then a school-record 274 yards rushing, to lead Holy Cross to a 24-14 victory over Rutgers.

Sept. 21, 1974: John Provost intercepts four passes and returns two punts (59 and 82 yards) for scores against Brown. Provost would finish his career with 27 interceptions and 470 interception return yards, both of which currently rank as the second-most in NCAA Division I-AA history.

Sept. 23, 1978: The Crusaders travel to Colorado Springs, Colo., and post a 35-18 victory over a Bill Parcels-coached Air Force team.

1980s:

RETURN TO DOMINANCE

Simply put, the Crusaders of the 1980s were the most consistently dominating of any teams in school history. The numbers are gaudy: Holy Cross won more than 70 percent of its games (78-31-2, .711), outscored the opposition by an average of more than 10.5 points per game (27-16), won five Lambert Cups, four ECAC team of the year awards, and three of the initial four Patriot League championships.

The turning point for the program came on Dec. 17, 1980, when athletic director Ron Perry announced that Rick Carter would take the helm of the Crusaders, after leading Dayton to a 14-0 mark and the Division III national championship. On Sept. 12, 1981, Holy Cross topped Boston University 14-6 in Carter's debut, and the Crusaders' first game as a Division I-AA team. Carter compiled a 35-19-2 record in his five seasons, including leading Holy Cross to its first Division I-AA playoff game, a 28-21 home loss to Western Carolina in 1983.

Mark Duffner took over as head coach of the Crusaders on Feb. 8, 1986 — just six days after the death of Carter — and made an already successful program into the finest in Division I-AA. In his six seasons, Duffner's teams never won fewer than nine games, as he compiled an unbelievable 60-5-1 record.

TRADITION OF EXCELLENCE

But great coaches need great players, and the Crusaders of the 1980s were blessed with many. In addition to Gordie Lockbaum, Holy Cross had 12 other players earn first team All-America honors during the decade, and eight more earn second or third team honors — including the school's all-time leaders in rushing yards (Gill Fenerty, 3,680 yards), passing yards (Jeff Wiley, 9,698 yards, now second all-time) and interceptions (Dave Murphy, 28 interceptions, most in New England history and second-most in NCAA Division I-AA history).

OTHER HIGHLIGHTS

Oct. 29, 1983: Gill Fenerty has a spectacular game against Columbia, rushing for a school-record 337 yards and six touchdowns on just 18 carries (18.7 yards per carry).

Dec. 3, 1983: Third-ranked Holy Cross falls to Western Carolina 28-21, in the Division I-AA quarterfinals. The Crusaders claim their first Lambert Cup, and Rick Carter is named National Coach of the Year.

Dec. 1, 1984: A crowd of 25,000 fans pack Fitton to see Boston College's Doug Flutie on the day he would receive the Heisman Trophy. The Eagles won 45-10.

TWO-WAY STANDOUT GORDIE LOCKBAUM

If Gordie Lockbaum is not the greatest player in Holy Cross history, he is at least the most highly decorated. Lockbaum finished fifth in the Heisman Trophy voting as a junior, and then jumped to third in the voting as a senior, after capping his remarkable two-way career as a Crusader. Lockbaum was featured on numerous television shows, newspapers and magazines — including a feature in *Sports Illustrated*. Lockbaum was more than two-way hype however, as he still holds nine school records, in addition to being a two-time All-America selection for his play as a defensive back. His most explosive effort was a six touchdown performance against Dartmouth on Homecoming in 1986. Lockbaum was elected to the College Football Hall of Fame in 2001.

Sept. 13, 1986: Scott Rudy's 82-yard interception return for a touchdown lifts Holy Cross to a 17-14 win over Lehigh in the Colonial League's inaugural game.

Oct. 18, 1986: Bill Young's 38-yard field goal and a heroic defensive stand in the final minutes lift the Crusaders to a 17-14 victory at Army.

Nov. 22, 1986: Unbeaten Holy Cross takes a 14-0 lead over Hall of Fame Bowl-bound Boston College, but the Eagles come back to win 56-26 before a crowd of 25,000 at Fitton Field. The 82-game series is discontinued three months later.

Sept. 26, 1987: Quarterback Jeff Wiley throws for 414 yards and seven touchdowns in a 63-6 rout of Lehigh.

Nov. 19, 1987: Playing before an ESPN national television audience, Holy Cross defeats Villanova, 39-6, to complete its first 11-0 campaign and finish the season ranked No. 1 in the polls. Gordie Lockbaum catches 15 passes for 196 yards and sets or ties seven school records in his final game.

Sept. 24, 1988: Darin Cromwell laterals to Tim Donovan for a 72-yard kickoff return touchdown as time expires, stunning Princeton 30-26.

Sept. 9, 1989: In his first collegiate start, quarterback Tom Ciaccio completes 31 of 43 passes for a school-record 449 yards (in addition to finishing with a school-record 491 yards of total offense) in a 38-17 drubbing of Villanova.

1990s:

A DECADE OF TRANSITION

The start of the 1990s was really a continuation of the heady successes of the 1980s, as the final two seasons of Mark Duffner's reign resulted in another pair of Patriot League titles in 1990 (9-1-1) and 1991 (11-0). But the 1990s also saw full transition to the non-scholarship Patriot League.

The 1990s featured a pair of milestones, as the Crusaders won their 500th game and made their first international trip. Win No. 500 came on Nov. 3, 1990, when Holy Cross defeated Bucknell 43-14. The first trip outside the country saw the Crusaders down Fordham 24-19 on Nov. 16, 1991, at the Wild Geese Classic in Limerick, Ireland. That win was also Holy Cross' 19th straight, breaking the Division I-AA record held by Eastern Kentucky.

OTHER HIGHLIGHTS

Nov. 17, 1990: The Holy Cross defense limits Colgate to 14 rushing yards in a 35-6 victory, clinching the Patriot League title. The Crusaders win their ninth straight game, and the defense finishes the season allowing just 106 points, the fewest since 1958.

Oct. 19, 1991: Mark Roman makes 11 catches for a school-record 216 yards in Holy Cross' 42-28 comeback win over Brown.

Oct. 26, 1991: In a battle of unbeaten teams that went above and beyond expectations, Holy Cross out-slugged Lehigh for a 43-42 victory in one of the school's most exciting games ever. The score was tied 7-7 at halftime, before the teams went out to combine for a league record 1,172 yards in total offense.

Nov. 23, 1991: The Crusaders complete their second-ever 11-0 season with a 28-3 thumping of Colgate at Fitton Field. Holy Cross finishes the season at No. 3 in the Division I-AA national poll, its second-highest ranking ever.

Nov. 6, 1993: Chris Summers catches eight passes for 127 yards and a school-record four touchdowns against Lafayette. He finishes the year with a Holy Cross single-season record 13 touchdown receptions.

Sept. 17, 1994: J.R. Walz rushes for 103 yards on 12 carries, becoming the first Holy Cross freshman to record 100 yards or more in the Division I-AA era.

Nov. 5, 1994: Rob Callahan throws a 38-yard scoring pass to John Myers with eight seconds remaining, as Holy Cross tops Bucknell 27-20 at Fitton Field. Earlier in the game, Anthony Pignio hit a 47-yard field goal to become the school's all-time leader in field goals made. He would finish his career with 37.

Oct. 28, 1995: Four years after the Holy Cross-Fordham clash in Ireland, the teams once again travel abroad, meeting in Bermuda Bowl III. Fordham prevails 17-10 in a contest played in National Stadium in Hamilton, Bermuda.

Nov. 22, 1997: Jeff Laboranti breaks the school record for career receiving yards by catching seven passes for 102 yards in the final game of his career. Earlier in the season he set the career mark for receptions.

Oct. 17, 1998: In the first overtime game in school history, the Crusaders fall at Harvard 20-14.

Nov. 20, 1999: Brian Hall becomes the first player in school history to throw for more than 300 yards (301) and rush for more than 100 yards (105) in the same game, while accounting for four touchdowns.

TRADITION OF EXCELLENCE

2000s:

A NEW MILLENNIUM

The Holy Cross football team entered the new millennium with high hopes of returning to the dominance of the 1980s. The opening season of the decade put the Crusaders back on the map in New England football circles. Holy Cross posted a mark of 7-4 in 2000, good for the Crusaders' highest win total since 1991.

Entering head coach Tom Gilmore's 11th season, Holy Cross has become a perennial Patriot League contender as it continues its rise back to the top of Division I-AA football. In 2009, the Crusaders won their first Patriot League championship since 1991, and advanced to the NCAA playoffs for the first time since 1983.

OTHER HIGHLIGHTS

Oct. 7, 2000: David Thompson and Erreck Stewart are picked as co-winners of the Johnny Turco Memorial Award, becoming the first players to share the honor.

Nov. 4, 2000: Ryan Rolfert hits a 39-yard field goal as time expires to lead Holy Cross to a 10-9 win over Bucknell.

Oct. 20, 2001: Brian Hall leads the Crusaders to a 63-53 victory over Lafayette, completing 32 of 42 passes for 416 yards and five touchdowns.

Sept. 7, 2002: Holy Cross defeats a Division I-A opponent for the first time since 1987, with a 30-21 victory at Army.

Sept. 27, 2003: Holy Cross falls at San Diego 46-45 in double overtime, marking the first two-overtime game ever played by the Crusaders.

Nov. 22, 2003: Ari Confesor posts 11 receptions for 161 yards in the season finale against Colgate, to set school single-season (1,213) and career (2,352) marks for receiving yards.

Nov. 20, 2004: The Crusaders post their first-ever overtime win, defeating Georgetown 31-28.

Sept. 3, 2005: Steve Silva accounts for six touchdowns — three rushing, two passing and one receiving — in a 56-21 victory over Sacred Heart.

Oct. 15, 2005: Steve Silva sets school single-game records with 353 all-purpose yards and 167 punt return yards in a 28-16 win over Dartmouth.

Sept. 15, 2007: Dominic Randolph throws four touchdown passes, including a 40-yard strike to Thomas Harrison with 19 seconds remaining, as Holy Cross defeats Harvard 31-28 at Fitton Field.

Oct. 6, 2007: The Crusaders post a thrilling 48-37 victory at Brown, as Dominic Randolph throws for 404 yards and six touchdowns.

Nov. 17, 2007: Holy Cross comes from behind to down Colgate 27-20 at Fitton Field, with Dominic Randolph throwing for 441 yards and accounting for 473 yards of total offense.

Oct. 4, 2008: The Crusaders suffer a 31-28 double overtime loss at Yale, after rallying from 14 points down with less than four minutes left in the fourth quarter.

Nov. 15, 2008: Dominic Randolph throws a 27-yard scoring pass to Rob Koster with six seconds left, as Holy Cross comes back for a 27-26 win at Lafayette.

Nov. 14, 2009: The Crusaders rally from a 12-point second quarter deficit to defeat Lafayette 28-26, clinching the Patriot League title.

Nov. 28, 2009: During a 38-28 loss at eventual national champion Villanova in the first round of the NCAA playoffs, Dominic Randolph breaks the all-time Division I-AA record for career completions. He finished the game and his career with 1,131 completions.

Oct. 23, 2010: Ryan Taggart threw a 14-yard touchdown pass to Bill Edger with 5.2 seconds remaining in the fourth quarter, to give Holy Cross a 31-24 victory at Colgate.

THE LEGEND OF DOMINIC RANDOLPH

After missing his entire freshman season in 2005 due to injury, few people expected anything out of quarterback Dominic Randolph heading into the 2006 campaign. A wide receiver in high school, he was just one of the players competing for the open quarterback job that fall. When Randolph first stepped onto the field on Sept. 2, 2006, little did people know that they were seeing the beginning of one of the greatest careers in college football history. Randolph would eventually break nearly every passing record in school history, finishing his career by completing 1,131 of 1,786 passes for 13,455 yards and 117 touchdowns. He posted a 30-13 record in the 43 games he played during his collegiate career, and became the first player in conference history to be selected the Patriot League Offensive Player of the Year three times.

Sept. 17, 2011: The Crusaders defeat Harvard 30-22 at Fitton Field, to hand the eventual Ivy League champions what would be their only loss of the season.

Oct. 5, 2013: In the first triple overtime game in school history, Holy Cross is defeated by Harvard 41-35 at Fitton Field.

Nov. 2, 2013: During a 32-30 loss at Fordham, Mike Fess posts the 191st reception of his Holy Cross career, to become the Crusaders' all-time leader. He went on to finish his career with 209 receptions.

POSTSEASON HISTORY

1946 Orange Bowl Miami (Fla.) 13, Holy Cross 6

January 1, 1946 • Orange Bowl • Miami, Fla.

Al Hudson of Miami is the only player ever to score a touchdown after time had officially expired in an Orange Bowl. This climax, the greatest in Orange Bowl history, gave the Hurricanes a 13-6 victory over Holy Cross in the 1946 contest, which appeared certain to end in a 6-6 tie. The deadlock appeared so certain that thousands of the spectators had headed for the exits. They were stopped in their tracks by the roar of the crowd, who saw Hudson leap high on the northeast side of the field to intercept Gene DeFillipo's long, desperation pass on last play of the game — and turn it into an 89-yard touchdown return. It was to his credit that DeFillipo did not want to settle for a tie. He flung the pass to Fran Parker, a 6'4" end, at Miami's 11-yard line. Parker made a frantic snatch at the ball, which bounced off his hands and hovered in the air long enough for Hudson to grab it. The Hurricanes had opened the game with a 6-0 lead in the second quarter, driving just 26 yards after Stan Kozlowski's punt was partially blocked by Carlos DiBuono. Joe Krull scored the touchdown from one yard out around left end, but Harry Ghaul's extra point attempt was blocked by Charley Stephenson. The Crusaders struck right back, with Kozlowski tossing a 16-yard touchdown pass to Walter Brennan in the southeast corner of the field. Joe Byers had a key 54-yard run during the drive, but Kozlowski missed the extra point to leave the score tied at 6-6. Neither team could muster much offense for the remainder of the game, before Hudson's interception return concluded the scoring.

Team Statistics	Holy Cross	Miami
First Downs	13	7
Rushing Yards	207	202
Passing Yards	62	0
Total Offense	269	202
Comp-Att-Int	8-20-2	0-10-4
Fumbles / Lost	1 / 1	1 / 1
Penalty Yards	5	35
Punts / Average	9 / 38.5	10 / 37.8

Scoring Summary	1st	2nd	3rd	4th	—	Total
Holy Cross	0	6	0	0	—	6
Miami	0	6	0	7	—	13

2nd UM—Krull 1 run (Ghaul kick blocked)
HC—Brennan 16 pass from Kozlowski (Kozlowski kick failed)

4th UM—Hudson 89 interception return (Ghaul kick)

Attendance: 35,709

1983 NCAA Division I-AA Quarterfinals Western Carolina 28, Holy Cross 21

December 3, 1983 • Fitton Field • Worcester, Mass.

In a game which proved to be one of the most exciting ever at Fitton Field, a well-oiled Western Carolina passing attack dissected the Holy Cross defense for a 28-21 win in the quarterfinals of the NCAA Division I-AA playoffs. Holy Cross jumped on top 7-0, as Gill Fenerty, coming off a shoulder separation, ran for a 33-yard touchdown early in the first period. It was not long, however, before a brilliant Western Carolina passing game had its first tally, a 30-yard pass from Jeff Gilbert to Eric Rasheed. A 7-7 halftime score had the 10,814 on hand anxious for a shootout in the second half. A hard hit in the first half kept Fenerty from further action, but substitute Sandy McMurtry stepped in and showed there was no difference between the two runners when he danced for a 38-yard touchdown and a 14-7 Crusader lead. Less than two minutes later, a Holy Cross breakdown gave the visitors a 14-14 tie after a 60-yard blocked punt return. For the first time, the stadium grew quiet. Another Gilbert scoring pass opened the fourth quarter, and Holy Cross trailed for the first time all day. Not to worry, the Crusaders' Chuck Doyle finished off a beautiful drive with a two-yard burst to tie the score again, at 21-21. But Western Carolina responded once again, as Gilbert hooked up with Rasheed for a 25-yard touchdown, making the score 28-21. Holy Cross would have the ball two more times, but was unable to score, and Western Carolina moved on to an eventual national runner-up finish.

Team Statistics	Western Carolina	Holy Cross
First Downs	20	19
Rushing Yards	32	217
Passing Yards	354	143
Total Offense	386	360
Comp-Att-Int	29-54-0	12-30-0
Fumbles / Lost	6 / 4	7 / 3
Penalties / Yards	10 / 83	4 / 40
Punts / Average	6 / 46.3	11 / 31.7
Punt Returns	2-8	1-4
Kickoff Returns	4-59	5-88
Time of Possession	30:34	29:26

Scoring Summary	1st	2nd	3rd	4th	—	Total
Western Carolina	0	7	7	14	—	28
Holy Cross	0	7	7	7	—	21

2nd 9:23 HC—Fenerty 33 run (Melink kick)
1:54 WCU—Rasheed 30 pass from Gilbert (Biasucci kick)

3rd 9:06 HC—McMurtry 38 run (Melink kick)
7:20 WCU—Simmons 60 blocked punt return (Biasucci kick)

4th 13:38 WCU—Kiser 15 pass from Gilbert (Biasucci kick)
9:54 HC—Doyle 2 run (Melink kick)
5:23 WCU—Rasheed 25 pass from Gilbert (Biasucci kick)

Stat Leaders	Western Carolina	Holy Cross
Rushing	Williams (10-26-0)	McMurtry (9-64-1) Fenerty (10-62-1) Muldoon (16-57-0) Doyle (13-45-0)
Passing	Gilbert (28-52-343-3-0)	Muldoon (10-24-116-0-0)
Receiving	Kiser (9-94-1) Rasheed (5-89-2) DeLapp (5-70-0) West (5-49-0)	Totten (3-45-0) McMurtry (3-13-0)

Attendance: 10,814

POSTSEASON HISTORY

2009 NCAA Division I First Round

Villanova 38, Holy Cross 28

November 28, 2009 • Villanova Stadium • Villanova, Pa.

Dominic Randolph accounted for 353 yards of total offense and four touchdowns, but 17th-ranked Holy Cross was defeated by No. 2 Villanova 38-28 at Villanova Stadium in the first round of the NCAA football championship subdivision playoffs. Villanova took the opening kickoff and marched right down the field, taking a 7-0 lead on a six-yard scoring run by Aaron Ball. The Crusaders responded on their first possession, with Randolph rushing two yards for a touchdown. The Wildcats came right back with 29-yard touchdown pass from Chris Whitney to Dorian Wells, before Randolph threw a two-yard scoring strike to Alex Schneider to tie the game at 14-14 at the end of the first quarter. On Villanova's next possession, Michael Wright forced a fumble at the Holy Cross 15-yard line, but the officials ruled that the runner was down, allowing the Wildcats to keep the ball. Four plays later, Whitney scored on a one-yard rush to make the score 21-14. Angelo Babbaro then added a two-yard touchdown run late in the second quarter, and Villanova led 28-14 at halftime. In the third quarter, Bill Edger caught a 17-yard touchdown pass from Randolph, before Matt Szczur scored on a five-yard run for the Wildcats to make the score 35-21. Early in the fourth quarter, Randolph hooked up with Schnieder on a five-yard scoring pass to cut the Villanova lead to seven points. But Nick Yako then kicked a 25-yard field goal to put the Wildcats up 38-28, and Villanova was able to hang on for the victory. C.J. Martin led the Holy Cross defense with 13 total tackles, including two tackles for loss.

Team Statistics	Holy Cross	Villanova
First Downs	24	30
Rushing Yards	46	298
Passing Yards	347	239
Total Offense	393	537
Comp-Att-Int	31-51-0	16-23-0
Fumbles / Lost	0 / 0	1 / 0
Penalties / Yards	2 / 10	5 / 44
Punts / Average	5 / 33.4	3 / 38.7
Punt Returns	0-0	2-0
Kickoff Returns	5-83	4-88
Time of Possession	24:18	35:42

Scoring Summary	1st	2nd	3rd	4th	—	Total
Holy Cross	14	0	7	7	—	28
Bucknell	14	14	7	3	—	38

1st	10:11	VU—Ball 6 run (Yako kick)
	4:54	HC—Randolph 2 run (Dornfried kick)
	2:49	VU—Wells 29 pass from Whitney (Yako kick)
	0:11	HC—Schneider 2 pass from Randolph (Dornfried kick)
2nd	8:58	VU—Whitney 1 run (Yako kick)
	0:57	VU—Babbaro 2 run (Yako kick)
3rd	5:05	HC—Edger 17 pass from Randolph (Dornfried kick)
	2:13	VU—Szczur 5 run (Yako kick)
4th	13:37	HC—Schneider 5 pass from Randolph (Dornfried kick)
	7:18	VU—Yako 25 field goal

Stat Leaders	Holy Cross	Villanova
Rushing	Houghton (5-26-0)	Ball (23-99-1) Babbaro (10-75-1)
Passing	Randolph (31-51-347-3-0)	Whitney (16-23-239-1-0)
Receiving	Edger (7-104-1) Chmielinski (7-85-0) Schneider (7-52-2)	Szczur (7-130-0)

Attendance: 4,319

ALL-TIME HEAD COACHES

DR. A. C. N. PETERSON

1896-1897: 6-5-3

Peterson was a Worcester resident who starred at tackle and on the rowing team at Penn State. He coached in the controversial 1896 game with Boston College in which Holy Cross claims a 6-4 win.

JOHN J. CORBETT

1898: 1-0

For reasons undetermined, Corbett coached but one game at Holy Cross, defeating Massachusetts 23-0 in 1898.

MAURICE CONNOR

1898-1902: 27-15-4

An 1896 graduate of Harvard, Connor took over during the 1898 season, and led the Crusaders to a 7-1-1 mark in 1901. Connor later became a lawyer, and passed away on March 22, 1939.

MAJOR FRANK CAVANAUGH

1903-1905: 16-10-2

Cavanaugh coached Holy Cross for three seasons, and also spent time as head coach at Cincinnati in 1898 (5-1-3), Dartmouth from 1911-1916 (42-9-3), Boston College from 1919-1926 (48-14-5) and Fordham from 1927-1932 (34-14-4). He compiled a 145-48-17 career mark with 105 shutouts in 210 games, and was inducted into the College Football Hall of Fame in 1954. A native of Worcester, Cavanaugh captained the 1898 Dartmouth team from his end position. He earned the nickname 'Iron Major' from shrapnel lodged in his head in World War I, and passed away on Aug. 29, 1933.

GEORGE W. KING

1906: 4-3-1

A 1904 Holy Cross graduate and All-America center, King coached but eight games. He died on Feb. 6, 1961.

TIMOTHY F. LARKIN

1907-1912: 18-25-8

The first Holy Cross coach to post a losing record, Larkin was a 1905 graduate who played quarterback and was inducted in the Holy Cross Hall of Fame. Larkin also earned a law degree in 1909, and later became a reporter for the *Worcester Gazette*. He passed away on Jan. 14, 1960.

HARRY VAN KERSBERG

1913: 3-6

Van Kersberg lasted just one season at Holy Cross, but counted a 13-0 defeat of Boston College among his victories.

LUKE J. KELLY

1914-1917: 12-17-3

Kelly spent four seasons as head coach, with his teams posting shutout victories over Boston College in both 1914 and 1915.

BART F. SULLIVAN

1918: 2-0

Sullivan was called 'Mr. Holy Cross' for his 52-year tenure as track coach, trainer and football coach. A 1904 Olympian who later coached three Olympians, he was inducted into the Helms Foundation Hall of Fame in 1961 and the Holy Cross Hall of Fame in 1959. Sullivan, who finished third in the 1904 Boston Marathon, passed away in 1968.

CLEO A. O'DONNELL

1919-1929: 69-27-6

A 1908 Holy Cross graduate, O'Donnell ranks second all-time in victories (69), and third in winning percentage (.706) and games coached (102). He also spent time as the head coach at Purdue from 1916-1917 (5-8-1) and St. Anselm from 1935-1940 (27-11-1), leading St. Anselm to two undefeated seasons. In addition, O'Donnell was Holy Cross' athletic director from 1926-1935.

CAPTAIN JOHN J. McEWAN

1930-1932: 21-5-1

A 1914 All-American at Army, McEwan was called the greatest center in the history of college football at the time. He coached at Army from 1923-1925 (18-5-3) and Oregon from 1926-1929 (20-13-2), before moving to Holy Cross where he compiled a .796 winning percentage. He was fired with three games left in the 1932 season after a sideline fight with Bart Sullivan over the use of a player. A colonel in the Army and later the chairman of the New York Touchdown Club, McEwan also coached the Brooklyn Dodgers of the NFL and was inducted into the College Football Hall of Fame in 1962. He passed away on Aug. 9, 1970.

ARTHUR CORCORAN

1932: 0-1-2

An assistant to O'Donnell and McEwan, Corcoran finished the 1932 season, but his teams did not win a game or score a point.

DR. EDWARD N. ANDERSON

1933-1938, 1950-1964: 129-67-8

Anderson took two turns at the helm of Holy Cross football, and remains the all-time leader in games coached and wins. He had a 47-7-4 record in his first tenure, including undefeated marks in 1935 and 1937. In 1938, Anderson led the Crusaders to a 9-1 record and a No. 9 national ranking. He then spent eight years at Iowa from 1939-1942 and 1946-1949 (35-33-2), and in 1939 helped Nile Kinnick win the Heisman Trophy while earning National Coach of the Year honors. Anderson returned to Holy Cross in 1950 and was 82-60-4 in his second tenure, including 8-2 marks in 1951 and 1952. Anderson graduated from Notre Dame, where he played end and served as team captain under Knute Rockne. He also coached at Loras (16-6-1) and DePaul (21-22-4), while earning a medical degree from Rush Medical College and playing professional football. Anderson's career record of 201-128-15 still ranks him 20th all-time in Division I-A victories. Inducted into the College Football Hall of Fame in 1971, he passed away on April 26, 1974.

JOSEPH L. SHEEKETSKI

1939-1941: 15-11-3

Sheeketski came to Holy Cross in 1933 and coached the backfield for six seasons before taking over for Eddie Anderson, earning the head coaching job on a secret ballot of the players. Sheeketski's 1939 team went 7-2, while his 1941 squad posted a 19-13 win at Louisiana State. He later coached at Nevada from 1947-1950 (24-18). A 1933 graduate of Notre Dame, Sheeketski played halfback for Knute Rockne. He passed away in 1996.

ANTHONY J. SCANLAN

1942-1944: 16-8-3

Scanlan served as the Crusaders' head coach for three seasons, and led Holy Cross to one of the greatest upsets in college football history, the 55-12 demolition of unbeaten and No. 1-ranked Boston College in 1942. Prior to his time with the Crusaders, Scanlan coached at St. Joseph's Prep in Philadelphia. Oddly, Scanlan never moved to Worcester and continued his position with his own textile firm in Philadelphia, commuting to some practices and games.

ALL-TIME HEAD COACHES

JOHN DAGROSA

1945-1947: 17-10-2

DaGrosa came to Holy Cross in 1942 as backfield coach, and worked under Ank Scanlon for three years, serving as day-to-day head of the team while Scanlon traveled in his other position. He then took over as head coach for three years, and in 1945 guided Holy Cross to a sterling 8-2 mark and an Orange Bowl appearance. A graduate of Colgate, DaGrosa coached the line at Georgetown while studying law, and also served as an assistant at Temple and with the Philadelphia Eagles. Throughout his tenure at Holy Cross, he also held a federal appointment.

DR. WILLIAM T. OSMANSKI

1948-1949: 6-14-0

A 1939 Holy Cross graduate, Osmanski led the Crusaders for two seasons from 1948-1949. A native of Providence, R.I., he scored touchdowns on his first and last carries at Holy Cross, and is the only player in school history to have his jersey number (25) retired. Osmanski then joined the Chicago Bears, and in 1939 became the NFL's first rookie to earn all-league honors. He studied dentistry at Northwestern while playing for the Bears, and accumulated five world championship rings. Following a stint in the Navy, he returned to the Bears as backfield coach. Osmanski was inducted into the College Football Hall of Fame in 1973, and passed away on Dec. 25, 1996.

MELVIN G. MASSUCCO

1965-1966: 8-10-2

Massucco served as Holy Cross' head coach for two years, with his 1966 team going 6-3-1. He was previously an assistant coach for 11 years, in addition to serving as hockey coach, a freshman baseball and lacrosse assistant, recruiting coordinator and assistant to the athletic director. A 1954 graduate of Holy Cross, Massucco was a three-year starter at halfback and punter, earning All-East and Catholic All-America honors. Massucco also served as the head coach at Worcester Polytechnic Institute from 1967-1977 (25-60-1), and was a color commentator on Crusader football radio broadcasts. He passed away on March 23, 2002.

TOM BOISTURE

1967-1968: 8-11-1

Boisture took over as the Crusaders' head coach in 1967, serving for two years. His top season came in 1967, when he led Holy Cross to a 5-5 record. Prior to his time as head coach, Boisture served as the Crusaders' defensive coordinator in 1966, and as offensive backfield coach at Houston for four years. A native of Detroit, Mich., he went on to spend several years as the New York Giants director of player personnel. Boisture was a 1955 graduate of Mississippi State, where he was a two-way guard. In addition, his son, Dave, played quarterback at Holy Cross from 1979-1981. Boisture passed away on March 11, 2011.

BILL WHITTON

1969-1970: 0-12-1

Named the Crusaders' head coach in 1969, Whitton's first team played and lost two games before an outbreak of infectious hepatitis ended the season. The next year was not much better, as the team went 0-10-1. Prior to his time with the Crusaders, Whitton served as an assistant coach at Lehigh for six years and at Princeton for 13 seasons. Born in Scotland in 1920, Whitton had a three-year football career as two-way end at St. Lawrence University, graduating in 1947. He passed away on Nov. 1, 2007.

ED DOHERTY

1971-1975: 20-31-2

Doherty spent five years as Holy Cross' head coach from 1971-1975. During the 1971 season, he became the first man to earn New England Coach of the Year honors with a losing record, as his team went 4-6 following an 0-10-1 campaign in 1970. Prior to his time with the Crusaders, Doherty served as the head coach at Arizona State from 1947-1950 (25-17), Rhode Island in 1951 (3-5), Arizona from 1957-1958 (4-15-1) and Xavier from 1959-1961 (15-15). Doherty graduated from Boston College in 1944, and was a two-time All-East quarterback. He passed away on Jan. 2, 2000, in Tucson, Ariz.

NEIL WHEELWRIGHT

1976-1980: 20-35-0

Wheelwright served as the Crusaders' head coach for five seasons, from 1976-1980. His teams posted victories over Boston College in both 1977 (35-20) and 1978 (30-29), marking Holy Cross' last two wins over the Eagles. A 1954 graduate of Springfield College, Wheel-

wright came to Holy Cross after posting a 41-37-2 record as the head coach at Colgate from 1968-1975. He also spent time as an assistant at Hofstra and Colgate.

RICK CARTER

1981-1985: 35-19-2

Carter spent five seasons as the Crusaders' head coach from 1981-1985, laying the groundwork for the success Holy Cross would achieve in the late 1980s and early 1990s. His 1983 team was ranked No. 3 in the nation, and was the first Holy Cross team to ever qualify for the NCAA Division I-AA playoffs. The Crusaders also won the Lambert Cup and were named the ECAC Team of the Year in 1983, as Carter took home National Coach of the Year honors. Carter came to Holy Cross after compiling a 39-7-2 record in four seasons at Dayton (1977-1980). In 1980, he led the Flyers to the Division III national title, posting a 14-0 record and earning National Coach of the Year honors. Carter also went 36-11 in five years as head coach at Hanover (1972-1976), and 27-21-3 in six years at Earlham College (1966-1971). A 1964 graduate of Earlham, Carter was an All-America quarterback on the football team. He passed away on Feb. 2, 1986.

MARK DUFFNER

1986-1991: 60-5-1

Named head coach on Feb. 8, 1986, Duffner took over a team in a state of emotional despair and quickly transformed it into the nation's most successful Division I-AA program. He guided the Crusaders to a 60-5-1 record in six seasons, including 11-0 marks in 1987 and 1991. Holy Cross won five Patriot League championships, four Lambert Cups and four ECAC Team of the Year awards during Duffner's tenure, and also earned the No. 1 ranking in the final 1987 NCAA Division I-AA poll. In addition, he was named National Coach of the Year three times. Duffner left Holy Cross following the 1991 season to become head coach at Maryland, where he went 20-35 in five seasons. A native of Annandale, Va., Duffner was a standout defensive tackle at William & Mary, graduating in 1975. He also served as an assistant coach at Ohio State, defensive coordinator at Cincinnati and defensive coordinator at Holy Cross. Inducted into the Holy Cross Hall of Fame in 2008, Duffner has spent a number of years coaching in the National Football League, and is currently the linebackers coach for the Miami Dolphins.

ALL-TIME HEAD COACHES / COACHING RECORDS

PETER VAAS

1992-1995: 14-30

A native of Westwood, Mass., Vaas spent four seasons as the Crusaders' head coach from 1992-1995. His only winning season came in 1992, when he led his squad to a second place finish in the Patriot League. A 1974 Holy Cross graduate, Vaas started at quarterback for three seasons. He was also the head coach at Allegheny College from 1986-1989 (29-11-1), leading his team to the 1987 NCAA Division III playoffs. Currently a private football consultant, Vaas also spent time as an assistant coach at Allegheny, Duke, Miami (Ohio), New Hampshire, Notre Dame and South Florida.

DAN ALLEN

1996-2003: 26-63

Allen spent eight seasons as head coach at Holy Cross from 1996-2003. He earned New England Coach of the Year honors in 2000 after leading the Crusaders to a 7-4 record and a second place finish in the Patriot League. Prior to his time with the Crusaders, Allen served as head coach at Boston University from 1990-1995, leading the Terriers to a 35-34 record. He was named the Division I-AA National Coach of the Year in 1993 after leading his squad to a 12-1 record, and guided Boston University to NCAA playoff appearances in 1993 and 1994. Previously, Allen spent eight seasons as an assistant coach at Holy Cross under Carter and Duffner. He passed away on May 16, 2004.

ALL-TIME HOLY CROSS HEAD COACHING VICTORIES

	<i>Name</i>	<i>Seasons as Coach</i>	<i>Yrs</i>	<i>G</i>	<i>W-L-T</i>	<i>Pct.</i>
1.	Edward N. Anderson	1933-1938, 1950-1964	21	204	129-67-8	.652
2.	Cleo A. O'Donnell	1919-1929	11	102	69-27-6	.706
3.	Mark S. Duffner	1986-1991	6	66	60-5-1	.916
4.	Tom Gilmore	2004-present	10	112	56-56-0	.500
5.	Rick E. Carter	1981-1985	5	56	35-19-2	.643
6.	Maurice Connor	1898-1902	5	46	27-15-4	.630
	Dan Allen	1996-2003	8	89	27-62-0	.303
8.	John J. McEwen	1930-1932	3	27	21-5-1	.796
9.	Ed Doherty	1971-1975	5	53	20-31-2	.396
	Neil Wheelwright	1976-1980	5	55	20-35-0	.364
11.	Timothy F. Larkin	1907-1912	6	51	18-26-7	.421
12.	John (Ox) DaGrosa	1945-1947	3	29	17-10-2	.621
13.	Anthony J. Scanlan	1942-1944	3	27	16-8-3	.648
	Frank Cavanaugh	1903-1905	3	28	16-10-2	.607
15.	Joseph L. Sheeketski	1939-1941	3	29	15-11-3	.569
16.	Peter J. Vaas	1992-1995	4	44	14-30-0	.318
17.	Luke L. Kelly	1914-1917	4	32	12-17-3	.422
18.	Melvin G. Massucco	1965-1966	2	20	8-10-2	.450
	Tom Boisture	1967-1968	2	20	8-11-1	.425
20.	A.C.N. Peterson	1896-1897	2	14	6-5-3	.536
	William T. Osmanski	1948-1949	2	20	6-14-0	.300
22.	George W. King	1906	1	8	4-3-1	.563
23.	Harry Von Kersberg	1913	1	9	3-6-0	.333
24.	Bart F. Sullivan	1918	1	2	2-0-0	1.000
25.	John J. Corbett	1898	1	1	1-0-0	1.000
26.	Arthur Corcoran	1932	1	3	0-1-2	.333
	Bill Whitton	1969-1970	2	13	0-12-1	.036
	Totals		118	1160	610-496-54	.549

COACHING HONORS

AFCA NATIONAL COACH OF THE YEAR

1983 Rick Carter
1987 Mark Duffner

CHEVROLET NATIONAL COACH OF THE YEAR

1983 Rick Carter
1991 Mark Duffner

PATRIOT LEAGUE COACH OF THE YEAR

1986 Mark Duffner
1987 Mark Duffner
1989 Mark Duffner
1991 Mark Duffner
2006 Tom Gilmore
2009 Tom Gilmore

NEW ENGLAND FOOTBALL WRITERS COACH OF THE YEAR

1971 Ed Doherty
1986 Mark Duffner
1991 Mark Duffner
2000 Dan Allen
2009 Tom Gilmore

USA TODAY MASSACHUSETTS ALL-SPORTS COACH OF THE YEAR

1987 Mark Duffner

GRIDIRON CLUB OF GREATER BOSTON COACH OF THE YEAR

1986 Mark Duffner
1987 Mark Duffner
1989 Mark Duffner
1991 Mark Duffner

NEW YORK FOOTBALL WRITERS COACH OF THE YEAR

1987 Mark Duffner
1990 Mark Duffner

AFCA DISTRICT I COACH OF THE YEAR

1983 Rick Carter
1986 Mark Duffner
1987 Mark Duffner
1991 Mark Duffner

GEORGE CARENS AWARD (Contributions to New England Football)

1960 Dr. Eddie Anderson

JOHN BARONIAN AWARD (Lifetime Contributions to Football)

2003 Dan Allen

ALL-TIME COACHING RECORDS

ALL-TIME HOLY CROSS ASSISTANT COACHES

- Addressa, Mike (1975-1977)
Allen, Bob (1992-1995)
Allen, Dan (1982-1989)
Allosso, Dakota (2011-2012)
Anderson, Richard (1997)
Andreoli, John (1982)
Attaway, Jim (1992)
Bachia, Paul (2001-2002)
Ball, Tony (1992-1994)
Bandy, Jeremy (2006-2011)
Barry, Jack (1939)
Beise, Sheldon (1942)
Boisture, Tom (1966)
Boozer, Neal (2009)
Bowes, Jim (1993-1995)
Bradley, Bob (1984,1987-1991,1996-2003)
Bresner, Alex (2014-present)
Brumbaugh, Carl (1948-1949)
Burns, Robert (1967-1968)
Caito, Tom (1994)
Campiglia, Bob (1970)
Carter, Andrew (1996-2000)
Cervini, August (1928-1931)
Christensen, Clyde (1989-1990)
Collins, Isaac (2004)
Connolley, Harry (1960-1964)
Coppola, Bob (2006-2007)
Corcoran, Arthur (1928-1931)
Corrao, Pete (1981-1983)
Cox, Johnny (2007)
Coyle, Kevin (1982-1990)
Crea, John (1981)
Cully, Steve (2014-present)
DaGrosa, John (1944)
Dee, Robert (1959)
DeLeone, George (1984)
Devore, Hugh (1942)
DiMeco, Rocco (2013)
Doherty, Peter (1972-1974)
Donaher, Fran (1965-1972)
Donnahoo, Roger (1967-1968)
Donner, Wayne (1978-1980)
Dorazio, Dan (1989-1991)
Doyle, Chris (1992-1995)
Duffner, Mark (1981-1985)
Duggan, David (1992-1995)
Erhardt, Bobby (2004)
Fanning, Leo (1996-2003)
Fanning, Matt (2008,2011-present)
Faulkner, Thomas (1969-1970)
Filkovski, Jeff (1992-1995)
Fipp, David (1998-1999)
Fleming, Dave (2004)
Foley, Mike (1980)
Fox, Jim (1970)
Fraser, Bob (1992-1995)
Gebbia, Mike (1987-1988)
Gentry, Curtis (1971-1972)
Golden, Dennis (1967-1968)
Goldman, Dennis (1986-1988,1990)
Griffin, Robert (2000-2005)
Gronda, Rick (1996-1997)
Guynes, Jon (2008)
Haggerty, Jim (1931)
Harris, John (1934-1936,1938,1950-1962)
Harris, Bob (1978-1979)
Hickman, John (1971-1974)
Housman, Walt (2009-2010)
Hull, Lee (1998-2002)
Jauron, Robert (1968)
Joseph, Vin (1980-1981)
Julian, Alvin (1945)
Kacevich, Joe (1976)
Kashurba, Mike (2014-present)
Kellar, John (1940)
Kelly, Luke (1928-1929)
Kittredge, Paul (1928)
Kosciolek, Cazzie (2007-present)
Kosky, Edwin (1947-1949)
Kotulski, David (2005)
Kuharchek, Pete (1979-1980)
Krause, Edward (1939-1941)
Lalli, Mike (1994)
Larkins, Aashon (2004)
Law, John B. (1947)
Leonard, James (1943)
Leonard, Mike (1991)
Leonard, Pete (2008)
Lezynski, Nick (2012-2013)
Locke, Joseph (1933)
Lofton, Oscar (1964-1966)
Long, Peter (1996)
Lynch, Carlin (1965-1967)
Luciano, Ecio (1963-1966)
Madar, Elmer (1950-1953)
Malone, Terry (1985)
Manske, Edgar (1941)
Marino, Vince (1996-1998)
Maslowski, Karl (2006-2007)
Massucco, Melvin (1954-1964)
Mattison, Ryan (2005-2006)
McCarthy, Bill (2009,2011)
McCarty, Peter (1986-1991)
McDaniel, Dan (1981)
McDonough, Mark (2005-2010)
McEvily, Mike (1982)
McEwan, John (1931)
McGovern, Bill (1986,1991)
McKenzie, Andy (2008-present)
McNally, Vincent (1944,1946)
Miller, Brian (2010)
Mioli, Gary (1982-1985)
Mohler, Matt (2009-2010)
Monty, Mark (1975)
Moran, James (1949)
Murphy, Dennis (1976-1977)
Norton, Robert (1969)
Novak, Frank (1978-1983)
Nugai, Chris (2012-2013)
O'Boyle, Harry W. (1929)
O'Connor, Frank (1928)
O'Leary, Pat (2005-2009)
O'Melia, Edward (1938-1939)
O'Rourke, Charles (1950-1952)
Patenaude, Dave (2004-2006)
Pedone, Mike (1996-2010)
Perkovich, Tom (2005)
Peterson, John (1981)
Phenix, Pat (1987-1992)
Piepul, Milt (1966-1967)
Pincince, Chris (2004-2007)
Pinkham, Ed (1992-1995)
Plummer, Roderick (2014-present)
Poppe, Jon (2010)
Purnsley, Ernie (1995)
Quinn, Tom (1996-1998)
Radulski, Tom (2011-present)
Rahne, Richard (2004)
Raymond, Ed (1981-1985)
Reardon, Josh (2011)
Redding, Mike (1983-1985)
Rega, Mike (1983)
Reed, Jack (1928,1930-1931)
Rodgers, Richard (2005-2011)
Roeder, Ryan (2004)
Rondeau, Andy (2012-2013)
Rossley, Tom (1986-1987)
Riopel, Albert (1933-1937,1939,1941,1944-1963)
Ryan, Pat (1973-1974)
Salvucci, Gayton (1971-1975)
Samko, Bill (2011-present)
Santilli, Tony (1998)
Scarpino, David (1969)
Scanlan, Anthony (1946)
Schwenke, Cliff (1979-1980,1984,1986-1991)
Sgambati, Pat (1976-1978)
Shay, Harry (1965)
Sheeketski, Joseph (1933-1938)
Sherman, Mike (1985-1988)
Sinagra, Vince (1999-2003)
Smith, Antoine (2011-2013)
Smith, Howard (1947)
Smith, John P. (1940-1941)
Spence, Rob (1991)
Spencer, Sean (2004)
Stubljjar, Michael (2001-2004)
Suazo, Phil (1989-1991)
Sweet, Chris (1998)
Swepson, Jason (1996)
Thompson, Luke (1999-2000)
VanderSea, Phil (1975-1978)
Whalen, Jack (1969-1979)
White, Chris (1993)
Williams, Jesse (1996-1997)
Wirth, Joseph (1968)
Wray, Ludlow (1942-1943)
Yewcic, Thomas (1969-1970)
Zeno, Joseph (1948)

HALL OF FAME INDUCTEES

PROFESSIONAL FOOTBALL

HALL OF FAME

- 1964 Ed Healey
1975 George L. Connor

COLLEGE FOOTBALL

HALL OF FAME

- 1954 Frank Cavanaugh (coach)
1962 John J. McEwan (coach)
1963 George L. Connor
1971 Dr. Edward N. Anderson (coach)
1973 Bill Osmanski
1974 Ed Healey
1976 Bill Swiacki
2001 Gordie Lockbaum

HOLY CROSS FOOTBALL

RING OF HONOR

- 2010 Gill Fenerty
Gordie Lockbaum
Edmund Murphy
Bill Osmanski
Vince Promuto
John Provost
2011 George L. Connor
Bruce Kozerski
Jon Morris
Joe Wilson
2012 Ronnie Cahill
Pat McCarthy
Jeff Wiley
2013 Tom Greene
Dave Quehl
Johnny Turco

HOLY CROSS VARSITY CLUB

HALL OF FAME

(Football Players & Coaches Only)

- 1956 William T. Osmanski
Louis A. Sockalexis
1957 George S. L. Connor
Albert D. Riopel
1958 Timothy F. Larkin
Thomas F. Stankard
Kenneth A. Simendinger
Philip E. O'Connell
1959 William P. Joy
Joseph W. O'Connor
1960 Martin B. Murray
John B. Turco
1961 Harold D. Gagnon
Raymond F. Lynch
Hilary F. Mahaney
Daniel J. Triggs
1962 Cleo A. O'Donnell

- | | |
|---|---|
| <p>1963 August P. Cervini
Dennis A. Gildea
George W. Jones
A.J. Wallingford
1964 Thomas G. Dignan
John C. Ryan
1965 Ronald M. Cahill
1967 Robert F. Daughters
Joseph P. Delaney
1968 William F. Carrigan
Chester J. Millett, Jr.
1969 Anthony J. Karpawich
Charles T. Maloy
Hipolit Moncevicz, Jr.
1970 Dr. Edward N. Anderson (coach)
Charles Harvey
Melvin G. Massucco
1971 Patrick L. McCarthy
Victor M. Rimkus
1972 William O. Cregar
Thomas P. Hennessey
1973 Thomas W. Greene
Jon N. Morris
Robert J. Sullivan
1974 George L. Connor
Philip F. Flanagan
Dennis C. Golden
Nicholas J. Morris
1975 Raymond F. Ball
Rexford S. Kidd
Henry C. Lemire
1976 Robert H. Dee
John J. Grigas
1977 Andrew H. Giardi
Henry E. Lentz
Vincent L. Promuto
1978 Joseph Wilson
1979 L. Sheldon Daley
James L. Healy
Robert F. Mautner, Jr.
John P. Whalen
1980 Joseph C. Osmanski
John S. Provost
William G. Wise, Sr.
1981 John E. Bezemes
Thomas A. McCann
Edward D. Murphy, Jr.
Ignatius J. Zyntell
1982 Raymond H. Monaco
James P. Moran
David K. Quehl
1983 James L. Buonopane
Kenneth R. Desmarais
Stanley J. Kozlowski
John B. O'Donnell
1984 Richard J. Arcand
James J. Bowman
Albert L. Snyder
1985 Charles J. Brucato
Andrew J. Natowich</p> | <p>1986 James A. Cavaliere
Anthony Colucci
Glenn A. Grieco
1987 Henry G. Ouellette
Walter C. Roberts
1988 Edward M. Brawley
Louis W. Kobza
Edward J. O'Melia
Glenn P. Verrette
1989 Richard J. Berardino
Lawrence A. Ewald
Theodore S. Strojny
Silas J. Titus
1990 Thomas E. Kelly
Bruce W. Kozerski
James P. Scondras
1991 James T. Dieckelman
Peter J. Muldoon
1992 L. Gill Fenerty
Charles D. Pacunas
1993 Gordon C. Lockbaum
1994 John P. Feltch
1995 Harry E. Flaherty
1996 Peter M. Colombo
William E. McGovern
1997 Z. Walter Janiak
Robert P. McGovern
Jeffrey W. Wiley
1998 Jack H. McGovern
David P. Murphy
Martin F. O'Brien
1999 Michael P. Cooney
Anthony F. Melink
2000 Owen C. Coogan
Francis L. Saba
2001 John T. Andreoli
Thomas G. Ciaccio
Jerome F. McCabe
2003 Alfred W. Alzerini
Joseph V. Segreti
2005 Jerome L. Fuller
James J. Marcellino
Gordon R. Massa
2006 Thomas J. Alberghini
2007 Steven J. Raquet
2008 Mark Duffner (coach)
R. Peter Kimener
David F. Stecchi
2009 Mark W. Gallagher
2010 Thomas J. Kelleher
John J. Vronis
2012 Stephen M. Buchanan
Kenneth D. Komodzinski
2013 John B. Whalen</p> |
|---|---|

Hall of Famers are listed by year of induction.

CRUSADERS IN THE PROFESSIONAL RANKS

NATIONAL FOOTBALL LEAGUE (1920-PRESENT)

Bill Adams, G	Buffalo Bills	1972, 1974-1978
Tom Alberghini, G	Pittsburgh Steelers	1945
Alec Anderson, G	Washington Senators	1921
Fritz Barzilauskas, G	Boston Yanks	1947-1948
	New York Bulldogs	1949
	New York Giants	1951
Peter Bove, G	Newark Tornadoes	1930
Phil Branon, T	Cleveland Bulldogs	1925
Ed Brawley, G	Cleveland Indians	1921
	New York Brickley Giants	1921
	Philadelphia Eagles	1942
Leo Brennan, T	Boston Redskins	1936
Ed Britt, RB	Washington Redskins	1937
	Brooklyn Dodgers	1938
	Chicago Cardinals	1943
Ronnie Cahill, RB	Frankford Yellow Jackets	1925
Charlie Carton, E	Newark Tornadoes	1930
Stuart Clancy, RB	Staten Island Stapletons	1931-1932
	New York Giants	1932-1935
	Chicago Bears	1948-1955
George L. Connor, T	Dallas Cowboys	1979-1988
Doug Cosbie, TE	Pittsburgh Steelers	1947-1948
Bill Cregar, G	Washington Redskins	1957-1958
Bob Dee, DE	Cleveland Tigers	1920
Mark Devlin, B	Rock Island Independents	1920
	New York Brickley Giants	1921
	Chicago Bears	1943
Bernie Digris, T	New Orleans Saints	1990-1991
Gill Fenerty, RB	Newark Tornadoes	1930
Bernie Finn, B	Staten Island Stapletons	1930, 1932
	Chicago Cardinals	1932
	Staten Island Stapletons	1930-1931
Jim Fitzgerald, C	Dallas Cowboys	1987
Harry Flaherty, LB	Green Bay Packers	1922
Anthony Gardella, RB	Providence Steam Roller	1925-1926
Franny Garvey, E	Boston Yanks	1944
Frank Gaziano, G	Hartford Blues	1926
Dennis Gildea, C	Providence Steam Roller	1925-1926, 1929
Archie Golembeski, E	Chicago Cardinals	1943
John Grigas, B	Chicago Cardinals/Pittsburgh Steelers	1944
	Boston Yanks/Brooklyn Tigers	1945
	Boston Yanks	1946-1947
Ed Jenkins, RB	Miami Dolphins	1972
	Buffalo Bills	1974
	New England Patriots	1974
	New York Giants	1974
Bill Joyce, QB	Detroit Heralds	1920
Jimmy Kennedy, FB	Buffalo Bisons	1925
Vito Kissell, RB	Baltimore Colts	1950
Paul Kittredge, B	Boston Bulldogs	1929
Al Klasoskus, T	New York Giants	1941-1942
Bruce Kozerski, C	Cincinnati Bengals	1984-1995
Ted Kucharski, E	Providence Steam Roller	1930
Tony Manfreda, HB	Newark Tornadoes	1930
Frank Mattiace, DL	Indianapolis Colts	1987
Jerry McCabe, LB	New England Patriots	1987
	Kansas City Chiefs	1988
Rob McGovern, LB	Kansas City Chiefs	1989-1990
	Pittsburgh Steelers	1991
	New England Patriots	1992
Dick McGrath, C	Brooklyn Lions	1926
Harry McMahon, B	Hartford Blues	1926
Ed McNamara, T	Pittsburgh Steelers	1945
Ray Monaco, OG	Washington Redskins	1944
	Cleveland Rams	1945
Jim Moran, OG	Boston Redskins	1935-1936
Jon Morris, C	Boston Patriots	1970
	New England Patriots	1971-1974
	Detroit Lions	1975-1977
	Chicago Bears	1978

Andy Natowich, B	Washington Redskins	1944
John Nolan, T	Boston Yanks	1948
	New York Bulldogs	1949
	New York Yanks	1950
	Hartford Blues	1926
Frank O'Connor, T	Chicago Bears	1939-1943; 1946-1947
Bill Osmanski, FB	Chicago Bears	1946-1949
Joe Osmanski, FB	New York Bulldogs	1949
	New York Giants	1987
Rob Porter, CB	Washington Redskins	1960-1970
Vince Promuto, G	Providence Steam Roller	1931
George Pyne, T	Providence Steam Roller	1925
Hop Riopel, TB	New York Giants	1933
Tony Rovinski, RB	Hartford Blues	1926
Ken Simendinger, HB	Baltimore Colts	1966
Al Snyder, WR	New York Giants	1948-1950
William Swiacki, E	Detroit Lions	1951-1952
	Pittsburgh Steelers	1946
George Titus, B	Brooklyn Dodgers	1940-1942
Silas Titus, C	Pittsburgh Steelers	1945
	Cincinnati Bengals	1973
Joe Wilson, RB	New England Patriots	1974
	Green Bay Packers	1950
Alex Wizbicki, RB	Washington Redskins	1942-1944
Joe Zeno, G	Boston Yanks	1946-1947
	New York Giants	1933
Jim Zyntell, G	Philadelphia Eagles	1933-1935

AMERICAN FOOTBALL LEAGUE (1960-1969)

Bernie Buzyniski, LB	Buffalo Bills	1960
Bob Dee, DE	Boston Patriots	1960-1967
Tom Greene, QB	Boston Patriots	1960
	Dallas Texans	1961
Tom Hennessey, DB	Boston Patriots	1965-1966
Jack Lentz, SS	Denver Broncos	1967-1968
Jon Morris, C	Boston Patriots	1964-1969
Al Snyder, WR	Boston Patriots	1964

UNITED STATES FOOTBALL LEAGUE (1983-1985)

John Andreoli, LB	Boston Breakers	1983
Dave Boisture, QB	New Jersey Generals	1983
	Pittsburgh Maulers	1984
	Baltimore Stars	1985
Harry Flaherty, LB	Tampa Bay Bandits	1985
Frank Mattiace, DL	New Jersey Generals	1984-1985

ALL-AMERICA FOOTBALL CONFERENCE (1946-1949)

Ken Holley, QB	Miami Seahawks	1946
Vito Kissell, RB	Buffalo Bills	1949
Stan Kozlowski, HB	Miami Seahawks	1946
Jim Landrigan, T	Baltimore Colts	1947
Bob Sullivan, HB	San Francisco 49ers	1948
Alex Wizbicki, RB	Buffalo Bills	1947-1949

CANADIAN FOOTBALL LEAGUE (1954-PRESENT)

Gill Fenerty, RB	Toronto Argonauts	1987-1989
Ernie Garlington, DB	Winnipeg Blue Bombers	1990
Lee Hull, WR	Winnipeg Blue Bombers	1990-1992
	Toronto Argonauts	1992
David Kasouf, WR	Hamilton Tiger-Cats	2002
Peter Muldoon, QB	Montreal Concordes	1985
Steve Raquet, DE	Montreal Concordes	1984-1985
	Montreal Alouettes	1986

NFL EUROPE (1991-2007)

Tom Claro, OL	Barcelona Dragons	1998-1999
---------------	-------------------	-----------

HONORS & AWARDS

RETIRED JERSEY #25 BILL OSMANSKI

The only football jersey number ever retired by the College of the Holy Cross is the No. 25, worn by "Bullet" Bill Osmanski. A member of the College Football Hall of Fame, Osmanski scored touchdowns on his first carry as a Crusader (against Bates in 1936) and his last (against Boston College in 1938). Osmanski went on to play several seasons for the Chicago Bears in the National Football League, and later returned to Worcester to coach the Crusaders from 1948-1949.

DIVISION I-AA NATIONAL

PLAYER OF THE YEAR

1987 Gordie Lockbaum

NATIONAL SPECIAL TEAMS

PLAYER OF THE YEAR

2005 Steve Silva

ALL-AMERICANS

- 1904 Tom Stankard (first team)
- 1924 Hilary Mahaney (first team)
- 1942 Edmund Murphy (first team)
- 1943 George L. Connor (first team)
- 1951 Joe Gleason (first team)
- Charlie Maloy (first team)
- Mel Massucco (first team)
- Chet Millett (first team)
- 1953 Henry Lemire (first team)
- 1954 Henry Lemire (first team)
- 1955 Jim Buonopane (first team)
- 1974 John Provost (first team)
- 1983 Bruce Kozerski (first team)
- Steve Raquet (first team)
- Gill Fenerty (third team)
- Harry Flaherty (third team)
- 1984 Kevin Garvey (first team)
- Bill McGovern (first team)
- Tom Patton (second team)
- Gill Fenerty (third team)
- 1985 Gill Fenerty (first team)
- Ed Kutschke (first team)
- 1986 Gordie Lockbaum (first team)
- Jerry McCabe (second team)
- Steve Southard (second team)

- 1987 Ron George (first team)
- Gordie Lockbaum (first team)
- Jeff Wiley (first team)
- Tom Estep (second team)
- Wally Dembowski (third team)
- Andy Martin (third team)
- 1988 Dennis Golden (first team)
- Rob McGovern (first team)
- Dave Murphy (first team)
- Tom Smith (first team)
- 1989 Dave Murphy (first team)
- Tim Downing (third team)
- 1990 Craig Callahan (first team)
- Joe Segreti (first team)
- 1991 Tom Ciaccio (first team)
- Jerome Fuller (first team)
- Corey Vincent (first team)
- Pat Gibson (second team)
- Chris Kovath (second team)
- 1992 Tom McDonald (first team)
- 1993 Rob Milanette (first team)
- Chris Summers (third team)
- 1995 Tom Claro (first team)
- 2002 Ari Confesor (second team)
- 2003 Ari Confesor (second team)
- 2004 Steve Silva (first team)
- 2005 Steve Silva (first team)
- 2007 Ryan Maher (first team)
- 2009 Dominic Randolph (second team)
- Anthony DiMichele (third team)

ACADEMIC ALL-AMERICANS

- 1958 Tom Greene (third team)
- 1981 Dan Reilly (second team)
- 1982 Dave Bullek (second team)
- Mike Redding (second team)
- 1983 Bruce Kozerski (first team)
- 1985 Kevin Reilly (first team)
- Tom Patton (second team)
- 1987 Jeff Wiley (first team)
- 1990 Jack Lavalette (second team)
- 1991 Peter Dankert (first team)
- Ron Flauto (second team)

NCAA TOP SIX AWARD

1987 Gordie Lockbaum

NATIONAL FOOTBALL FOUNDATION SCHOLAR-ATHLETES

- 1962 Al Snyder
- 1982 Mike Redding
- 1985 Tom Patton
- 1987 Gordie Lockbaum
- 1990 Jack Lavalette

NCAA POST-GRADUATE SCHOLARS

- 1983 Bruce Kozerski
- 1988 Jeff Wiley
- 1990 Jack Lavalette

PATRIOT LEAGUE

PLAYER OF THE YEAR

- 1986 Gordie Lockbaum
- 1987 Gordie Lockbaum
- 1990 Joe Segreti
- 1991 Tom Ciaccio

PATRIOT LEAGUE OFFENSIVE

PLAYER OF THE YEAR

- 1987 Jeff Wiley
- 1990 Tom Ciaccio
- 2005 Steve Silva
- 2007 Dominic Randolph
- 2008 Dominic Randolph
- 2009 Dominic Randolph

PATRIOT LEAGUE DEFENSIVE

PLAYER OF THE YEAR

- 1986 Jerry McCabe
- 1988 Rob McGovern
- 1989 Dave Murphy
- 1990 Craig Callahan
- 1991 Corey Vincent
- 1992 Tom McDonald
- 1994 Pat Smith

PATRIOT LEAGUE SPECIAL TEAMS

PLAYER OF THE YEAR

2005 Steve Silva

PATRIOT LEAGUE

ROOKIE OF THE YEAR

- 1992 Andy Fitzpatrick
- 1994 J.R. Walz
- 1999 Brian Hall
- 2002 Gideon Akande
- 2013 Peter Pujals

PATRIOT LEAGUE

SCHOLAR-ATHLETE OF THE YEAR

2008 Ryan McGuire

HONORS & AWARDS

PATRIOT LEAGUE

15TH ANNIVERSARY TEAM

Craig Callahan, LB (1987-1990)
Tom Ciaccio, QB (1988-1991)
Gordie Lockbaum, RB/DB (1986-1987)
Dave Murphy, DB (1986-1989)
Corey Vincent, DL (1988-1991)

PATRIOT LEAGUE

25TH ANNIVERSARY TEAM

Gordie Lockbaum, RB/DB (1986-1987)
Dave Murphy, DB (1986-1989)
Corey Vincent, DL (1988-1991)

GEORGE H. "BULGER"

LOWE AWARD

(New England's Outstanding Player)

1943 George L. Connor
1945 Stan Kozlowski
1947 Bobby Sullivan
1952 Charles Maloy
1961 Pat McCarthy
1986 Gordie Lockbaum
1987 Gordie Lockbaum
1988 Rob McGovern
1989 Dave Murphy
1991 Tom Ciaccio
2008 Dominic Randolph

JERRY NASON SENIOR

ACHIVEMENT AWARD

1971 Dan Harper
1979 Neil Solomon

GOLD HELMET

(New England's Outstanding Player)

1974 John Provost
1986 Gordie Lockbaum
1987 Jeff Wiley
1988 Rob McGovern
1989 Dave Murphy
1991 Jerome Fuller
2008 Dominic Randolph

HARRY AGGANIS AWARD

(New England's Outstanding Senior Player)

1987 Gordie Lockbaum
2009 Dominic Randolph

NEW ENGLAND OFFENSIVE

PLAYER OF THE YEAR

1986 Gordie Lockbaum
1987 Gordie Lockbaum
Jeff Wiley
1991 Tom Ciaccio

NILS V. "SWEDE"

NELSON AWARD

1983 Matt Martin
1987 Gordie Lockbaum
2003 Steve Fox

ECAC PLAYER OF THE YEAR

1986 Gordie Lockbaum
1991 Tom Ciaccio
2009 Dominic Randolph

ECAC ROOKIE OF THE YEAR

1976 Brian Doherty

ALL-PATRIOT LEAGUE

1986 Wally Dembowski, WR (first team)
Byron Dixon, LB (first team)
Tom Estep, DB (first team)
Ron George, OL (first team)
Gordie Lockbaum, DB (first team)
Andy Martin, DL (first team)
Jerry McCabe, LB (first team)
Dave Murphy, DB (first team)
Steve Southard, DL (first team)
1987 Craig Clarkin, OL (first team)
Wally Dembowski, WR (first team)
Tom Estep, DB (first team)
Ron George, OL (first team)
Mike Jednak, DL (first team)
Gordie Lockbaum, RB (first team)
Andy Martin, DL (first team)
Rob McGovern, LB (first team)
Dave Murphy, DB (first team)
Mike Savage, OL (first team)
Mark Stoy, OL (first team)
Jeff Wiley, QB (first team)
1988 Julio Fernandez, DB (first team)
Dennis Golden, OL (first team)
Rob McGovern, LB (first team)
Dave Murphy, DB (first team)
Jack Phelps, P (first team)
Joe Segreti, RB (first team)
Tom Smith, DL (first team)
Mark Stoy, OL (first team)
Gerry Trietley, DL (first team)

1989 Craig Callahan, LB (first team)
Tom Ciaccio, QB (first team)
Tim Downing, DL (first team)
Ernie Garlington, DB (first team)
Andy Hertz, DL (first team)
Marc Kosciuk, DL (first team)
Bob Laliberte, OL (first team)
Michael Lewis, WR (first team)
Dave Murphy, DB (first team)
Joe Segreti, RB (first team)
Joe Foy, OL (second team)
Matt Fras, OL (second team)
Mark Gallagher, WR (second team)
Ed Grass, OL (second team)
Chris Maruca, LB (second team)
Ralph Riley, OL (second team)
1990 Craig Callahan, LB (first team)
Tom Ciaccio, QB (first team)
Darrell Dees, DB (first team)
Joe Foy, OL (first team)
Mark Gallagher, WR (first team)
Andy Hertz, DL (first team)
Michael Lewis, WR (first team)
Josh Schaad, LB (first team)
Joe Segreti, RB (first team)
Stefan Stration, DL (first team)
Corey Vincent, DL (first team)
Matt Fras, DL (second team)
Pat Gibson, OL (second team)
Chris Kovath, DB (second team)
Jeff Meader, P (second team)
Rick Stahl (second team)
1991 Tom Ciaccio, QB (first team)
Pete Dankert, DL (first team)
Ron Flauto, DB (first team)
Jerome Fuller, RB (first team)
Pat Gibson, OL (first team)
Chris Kovath, DB (first team)
Tom McDonald, DL (first team)
Jeff Meader, P (first team)
Matt Morgan, DB (first team)
Rick Stahl, OL (first team)
Corey Vincent, DL (first team)
Ron Hooey, TE (second team)
Rob Milanette, LB (second team)
Matt Nasser, DL (second team)
Anthony Pignio, PK (second team)
Mark Roman, WR (second team)
Karl Schultz, OL (second team)

HONORS & AWARDS

- 1992** Todd Araujo, DB (first team)
 Marcus Duckworth, LB (first team)
 Bill Hitchmoth, DL (first team)
 Ron Hooley, TE (first team)
 Tom McDonald, DL (first team)
 Jeff Meader, P (first team)
 Rob Milanette, LB (first team)
 Jim Bowes, DL (second team)
 Troy Dixon, DB (second team)
 Greg Draddy, LB (second team)
 Garrett Morris, DB (second team)
 Anthony Pignio, PK (second team)
 John Powell, DL (second team)
 Eric Sampson, RB (second team)
 John Zufall, OL (second team)
- 1993** Todd Araujo, DB (first team)
 Rob Milanette, LB (first team)
 Anthony Pignio, PK (first team)
 Pat Smith, DB (first team)
 Chris Summers, WR (first team)
 Tom Claro, OL (second team)
 Jeff Meader, P (second team)
- 1994** Tom Claro, OL (first team)
 Anthony Pignio, PK (first team)
 Pat Smith, DB (first team)
 David Streeter, LB (first team)
 Joe Cooney, TE (second team)
 Toussiant Roberson, DB (second team)
 Mike Zimirowski, OL (second team)
- 1995** Tom Claro, OL (first team)
 Jamie Gornell, PK (first team)
 David Streeter, LB (first team)
 Matt Faery, DL (second team)
 Brian Hopkins, WR (second team)
 Brian Regan, DL (second team)
- 1996** Dana Fiatarone, PK (first team)
 Mike Zimirowski, OL (first team)
 Bobby Andrews, TE (second team)
 Bryan Hoffman, DL (second team)
 Jeff Laboranti, WR (second team)
 Sedrick Rogers, DB (second team)
 David Streeter, LB (second team)
- 1997** Bobby Andrews, TE (first team)
 Dana Fiatarone, PK (first team)
 Dominic Blue, DL (second team)
 Jeff Laboranti, WR (second team)
- 1998** Bobby Andrews, TE (first team)
 Tom Bestpitch, DB (first team)
 Joel Beck, DL (second team)
 David Puloka, DL (second team)
 Patrick Quay, OL (second team)
 Joe Saunders, LB (second team)
 Frank Traupman, P (second team)
- 1999** David Puloka, DL (first team)
 Frank Traupman, P (first team)
 Tavares Brewington, DL (second team)
 Patrick Quay, OL (second team)
- 2000** Michael Blake, DB (first team)
 David Puloka, DL (first team)
 Patrick Quay, OL (first team)
 Frank Traupman, P (first team)
 Chris Conley, OL (second team)
 Jamie Grabowski, OL (second team)
 Tony LaRose, DB (second team)
 Erreick Stewart, QB (second team)
 David Thompson, WR (second team)
- 2001** Michael Blake, DB (first team)
 David Dugan, LB (first team)
 Jefferson Exil, OL (second team)
 Vernell Shaw, DB (second team)
 Sammy Siaki, DL (second team)
 David Thompson, WR (second team)
- 2002** David Dugan, LB (second team)
 Steve Fox, OL (second team)
- 2003** Steve Fox, OL (first team)
 Ari Confesor, WR (second team)
- 2004** David Cannon, OL (second team)
 Mike DeSantis, PK (second team)
 Steve Silva, RB (second team)
- 2005** David Cannon, OL (first team)
 Luke Dugan, TE (first team)
 Steve Silva, RB (first team)
 Casey Gough, DB (second team)
 Sean Gruber, WR (second team)
 Ryan McManaway, P (second team)
 Andrew Schoepfer, OL (second team)
- 2006** Casey Gough, DB (first team)
 Ryan Maher, WR (first team)
 Hall McMillan, OL (first team)
 Andrew Schoepfer, OL (first team)
 Dan Adams, LB (second team)
 Thomas Harrison, WR (second team)
 John Markus Pinard, DL (second team)
- 2007** Casey Gough, DB (first team)
 Ryan Maher, WR (first team)
 Ryan McGuire, TE (first team)
 Dan Nolan, OL (first team)
 Matt Partain, PK (first team)
 Dominic Randolph, QB (first team)
 Terrance Gass, RB (second team)
- 2008** Jon Brock, WR (first team)
 Aaron Jones, OL (first team)
 Ryan McGuire, TE (first team)
 Matt Partain, PK (first team)
 Dominic Randolph, QB (first team)
 Daryl Brown, DB (second team)
 Mike Kielt, RB (second team)
 Sean Lamkin, LB (second team)
 Chris Poole, OL (second team)
 Marcus Rodriguez, LB (second team)
 Michael Wright, DB (second team)
- 2009** Anthony DiMichele, DB (first team)
 Rob Dornfried, PK (first team)
 Mude Ohimor, DL (first team)
 Chris Poole, OL (first team)
 Dominic Randolph, QB (first team)
 Marcus Rodriguez, LB (first team)
 Michael Wright, DB (first team)
 Luke Chmielinski, WR (second team)
 Alex Johnson, DB (second team)
 Aaron Jones, OL (second team)
 Don Lemieux, P (second team)
 Mike McCabe, OL (second team)
 Freddie Santana, WR (second team)
 Alex Schneider, TE (second team)
 Chris Smith, OL (second team)
- 2010** Chandler Fenner, DB (first team)
 Sean Lamkin, LB (first team)
 Don Lemieux, P (first team)
 Mike McCabe, OL (first team)
 Ricky Otis, LB (first team)
 Alex Schneider, TE (first team)
 Anthony DiMichele, DB (second team)
 Rob Dornfried, PK (second team)
 Bill Edger, WR (second team)
 Mude Ohimor, DL (second team)
 Freddie Santana, WR/KR (second team)
- 2011** Chandler Fenner, DB (first team)
 Mike McCabe, OL (first team)
 Gerald Mistretta, WR (first team)
 Ricky Otis, LB (first team)
 Corey Page, P (first team)
 Mike Fess, WR (second team)
 Jack Maliska, DL (second team)
 Tom Mannix, DB (second team)
 C.J. Martin, LB (second team)
 Ryan Taggart, QB (second team)
 Mike Tucker, DL (second team)
 Sean Whited, OL (second team)
- 2012** Kalif Raymond, KR (first team)
 Gary Acquah, DL (second team)
 John Macomber, PK/P (second team)
 Tom Mannix, DB (second team)
 Gerald Mistretta, WR (second team)
 Alex Schneider, TE (second team)
 Sean Whited, OL (second team)
- 2013** Mike Fess, WR (second team)
 John Macomber, P (second team)
 Kyle Pedretty, OL (second team)

HONORS & AWARDS

ALL-NEW ENGLAND

- 1957 Tom Greene (first team)
Dave Stecchi (first team)
Dick Beradino (second team)
Jim Healy (second team)
- 1958 Tom Greene (first team)
Jim Healy (first team)
Dave Stecchi (first team)
- 1959 Charley Pacunas (first team)
Vin Promuto (first team)
- 1960 Dennis Golden, Sr. (first team)
- 1961 Pat McCarthy (first team)
- 1962 Jon Morris (first team)
- 1963 Jon Morris (first team)
- 1964 Tom Nissi (first team)
- 1965 Mike Addesa (first team)
Joe Lilly (first team)
- 1966 Glenn Grieco (first team)
Dick Krzyzek (first team)
- 1968 Bob Neary (first team)
- 1970 Michael Jordan (first team)
- 1971 Dan Harper (first team)
- 1972 John Provost (first team)
- 1973 John Provost (first team)
- 1974 John Provost (first team)
Dave Quehl (first team)
- 1975 Lou Kobza (first team)
Dave Quehl (first team)
- 1978 Bob Hurley (first team)
Glenn Verrette (first team)
- 1979 Jay Howlett (first team)
Glenn Verrette (first team)
- 1980 Mark Chiungos (first team)
- 1981 John Andreoli (first team)
- 1982 Andy Clivio (first team)
Frank Mattiace (first team)
Rob Porter (first team)
Terry Malone (second team)
Harry Flaherty (third team)
Bruce Kozerski (third team)
- 1983 Gill Fenerty (first team)
Harry Flaherty (first team)
Bruce Kozerski (first team)
Steve Raquet (first team)
Bill Cowley (second team)
- 1984 Kevin Garvey (first team)
Bill McGovern (first team)
Tony Melink (first team)
Tom Patton (first team)
Ed Kutschke (second team)
Kevin Murphy (second team)
Gill Fenerty (third team)
Dave Neilson (third team)
- 1985 Gill Fenerty (first team)
Tom Patton (first team)

POSTSEASON ALL-STAR APPEARANCES

EAST-WEST SHRINE GAME

(Palo Alto, Calif.)

- 1939 Joseph Delaney, T
William Osmanski, FB
- 1940 Ronnie Cahill, HB
James Turner, G
- 1943 Tom Alberghini, G
Edward Murphy, RB
- 1947 Walter Roberts, E
- 1948 Ray Ball, RB
Bob Sullivan, RB
- 1953 Charles Maloy, QB
Chester Millett, OG
Victor Rimkus, T
- 1954 Henry Lemire, E
- 1955 James Buonopane, G
Robert Dee, E
- 1974 John Provost, DB
- 1988 Gordie Lockbaum, DB

COLLEGE ALL-STAR GAME

(Chicago, Ill.)

- 1936 Philip Flanagan, G
- 1939 Bill Osmanski, FB
- 1940 Dr. Edward Anderson, Coach
- 1944 Francis Gaziano, G
- 1946 Stan Kozlowski, HB
- 1950 Dr. Edward Anderson, Coach
- 1953 Vic Rimkus, T
- 1964 Jon Morris, C

BLUE-GRAY CLASSIC

(Montgomery, Ala.)

- 1942 John Bezemes, RB
John Grigas, RB
- 1945 Bill Swiacki, E
- 1948 Vito Kissell, B
- 1951 John Cullity, DB
Dick Murphy, C
- 1983 Robbie Porter, DB
- 1987 Gordie Lockbaum, RB/DB

SENIOR BOWL

(Mobile, Ala.)

- 1953 Charles Maloy, QB
Chester Millett, OG
- 1959 James Healy, OG
- 1962 Ken Desmarais, C
- 1963 Pat McCarthy, QB
Albert Snyder, RB
- 1964 Jon Morris, C
- 1986 Gill Fenerty, TB *
- 1987 Jerry McCabe, LB
- 1988 Gordie Lockbaum, DB
Andy Martin, DT

* Did not play due to injury

- 1986 Ron George (first team)
Frank Kutschke (first team)
Gordie Lockbaum (first team) *
Andy Martin (first team)
Jerry McCabe (first team)
Steve Southard (first team)
Andy Martin (second team)
Tom Estep (third team)
- 1987 Wally Dembowski (first team)
Tom Estep (first team)
Ron George (first team)
Tom Kelleher (first team)
Gordie Lockbaum (first team)
Andy Martin (first team)
Rob McGovern (first team)
Jeff Wiley (first team)
Dave Murphy (second team)

- 1988 Dennis Golden, Jr. (first team)
Rob McGovern (first team)
Dave Murphy (first team)
Joe Segreti (first team)
Tom Smith (first team)
Mark Stoy (first team)
Gerry Trietley (first team)
Jeff Wiley (first team)
Jack Phelps (third team)
- 1989 Craig Callahan (first team)
Tom Ciaccio (first team)
Tim Downing (first team)
Mark Gallagher (first team)
Bob Laliberte (first team)
Chris Maruca (first team)
Dave Murphy (first team)
Joe Segreti (first team)

HONORS & AWARDS

1990 Craig Callahan (first team)
 Joe Foy (first team)
 Mark Gallagher (first team)
 Joe Segreti (first team)
 Tom Ciaccio (second team)
 Pat Gibson (second team)
 Andy Hertz (second team)
1991 Tom Ciaccio (first team)
 Jerome Fuller (first team)
 Pat Gibson (first team)
 Jeff Meader (first team)
 Matt Morgan (first team)
 Corey Vincent (first team)
 Chris Kovath (second team)
 Pete Dankert (third team)
1992 Marcus Duckworth (first team)
 Tom McDonald (first team)
 Bill Hitchmoth (third team)
 Anthony Pignio (third team)
1993 Rob Milanette (first team)
 Chris Summers (first team)
1994 Anthony Pignio (first team)
 Pat Smith (first team)
1996 David Streeter (first team)
1997 Bobby Andrews (first team)
 Jeff Laboranti (first team)
1998 Bobby Andrews (first team)
1999 David Puloka (first team)
 Frank Traupman (first team)
2000 David Puloka (first team)
 Patrick Quay (first team)
 Frank Traupman (first team)
2001 Ryan Rolfert (first team)
 Sammy Siaki (first team)
2002 Ari Confesor (first team)
 David Dugan (first team)
2003 Ari Confesor (first team)
 Steve Fox (first team)
2004 David FitzPatrick (first team)
2005 David Cannon (first team)
 Steve Silva (first team)
2006 Ryan Maher (first team)
 Andrew Schoepfer (first team)
2007 Ryan Maher (first team)
 Dan Nolan (first team)
 Dominic Randolph (first team)
2008 Jon Brock (first team)
 Brett McDermott (first team)
 Matt Partain (first team)
 Dominic Randolph (first team)
2009 Chris Poole (first team)
 Dominic Randolph (first team)
 Marcus Rodriguez (first team)
 Michael Wright (first team)
2010 Sean Lamkin (first team)
 Mike McCabe (first team)
2011 Mike McCabe (first team)
2012 John Macomber (first team)
 Tom Mannix (first team)
 Kalif Raymond (first team)

ALL-ECAC

1958 Dave Stecchi (first team)
1962 Jack Whalen (first team)
1973 John Provost (first team)
1974 John Provost (first team)
1978 Bob Hurley (first team)
 Glenn Verrette (first team)
1979 Steve Gannon (first team)
 Jay Howlett (first team)
1980 Mark Chiungos (first team)
1981 John Andreoli (first team)
1982 Bruce Kozerski (first team)
 Frank Mattiace (first team)
 Rob Porter (first team)
1983 Dave Detmer (first team)
 Bruce Kozerski (first team)
 Bill McGovern (first team)
 Peter Quinlan (first team)
 Steve Raquet (first team)
1984 Kevin Garvey (first team)
 Bill McGovern (first team)
 Tony Melink (first team)
 Tom Patton (first team)
1985 Gill Fenerty (first team)
 Tom Patton (first team)
 Ed Kutschke (second team)
1986 Gordie Lockbaum (first team) *
 Jerry McCabe (first team)
 Steve Southard (first team)
 Andy Martin (second team)
1987 Tom Estep (first team)
 Ron George (first team)
 Mike Jednak (first team)
 Gordie Lockbaum (first team)
 Andy Martin (first team)
 Rob McGovern (first team)
 Jeff Wiley (first team)
 Wally Dembowski (second team)
1988 Dennis Golden (first team)
 Rob McGovern (first team)
 Dave Murphy (first team)
 Tom Smith (first team)
 Jeff Wiley (first team)
 Jack Phelps (second team)
 Joe Segreti (second team)
 Gerry Trietley (second team)

1989 Tim Downing (first team)
 Mark Gallagher (first team)
 Bob Laliberte (first team)
 Chris Maruca (first team)
 Dave Murphy (first team)
 Michael Lewis (second team)
1990 Craig Callahan (first team)
 Joe Foy (first team)
 Mark Gallagher (first team)
 Joe Segreti (first team)
 Matt Fras (second team)
 Michael Lewis (second team)
 Corey Vincent (second team)
1991 Tom Ciaccio (first team)
 Pete Dankert (first team)
 Jerome Fuller (first team)
 Pat Gibson (first team)
 Chris Kovath (second team)
 Matt Morgan (second team)
 Corey Vincent (second team)
1992 Tom McDonald (first team)
1993 Todd Araujo (first team)
 Rob Milanette (first team)
 Anthony Pignio (first team)
 Pat Smith (first team)
 Chris Summers (first team)
1994 David Streeter (first team)
1997 Bobby Andrews (first team)
2005 Steve Silva (first team)
2009 Chris Poole (first team)
 Dominic Randolph (first team)
 Michael Wright (first team)
2011 Chandler Fenner (second team)
 Ricky Otis (second team)
2012 Kalif Raymond (first team)
2013 John Macomber (first team)

* First team on both offense and defense

HONORS & AWARDS

THE DAVITT AWARDS

The Davitt Awards are presented annually to the top back and lineman for both the offense and defense. They were instituted by Jim Davitt (Class of 1913) of Holyoke, Mass., in memory of his brother, Rev. William Davitt (Class of 1907), who played football and ran track as an undergraduate, and was the last United States officer to lose his life in World War I. The awards are presented at the Holy Cross Varsity Club's Hall of Fame Banquet.

	Lineman	Back
1959	Ken Desmarais	Mike Cunningham
1960	John Timperio	Tom Hennessey
1961	John Fellin	Al Snyder
1962	Jon Morris	Al Snyder
1963	Jon Morris	Jim Marcellino
1964	Tom Nissi	Jack Lentz
1965	Mike Adessa	Earl Kirmsier
1966	Glenn Grieco	Jack Lentz
1967	Glenn Grieco	Phil O'Neill
1968	Bob Neary	Phil O'Neill
1969	Not Awarded	Not Awarded
1970	Ed McGilverly	Joe Wilson
1971	Bill Adams	Joe Wilson
	Dan Harper	Bill Stachowski
1972	Bernie Galeckas	Steve Buchanan
	Mike Lehman	John Provost
1973	Kevin Kolanda	Steve Buchanan
	Lou Kobza	Tyree Blocker
1974	Dave Quehl	Bob Morton
	Lou Kobza	John Provost
1975	Leroy Smith	Dave Quehl
	Lou Kobza	Larry Prior
1976	Mike Pizzotti	Brian Doherty
	John Trimbach	Mark Vollman
1977	Robert Hurley	Stephen Hunt
	Michael McDonnell	Herbert Mihalik
1978	Robert Hurley	Peter Colombo
	James Howlett	Glenn Verrette
1979	Jack McGovern	Phil Johnson
	Steve Gannon	Glenn Verrette
1980	Mark Chiungos	John Ahern
	Steven Raquet	Curt Bletzer
1981	Vincent Conca	David Boisture
	Rob Roncarati	Bill Pearson
1982	Brian Marcucio	Andy Clivio
	Frank Mattiace	Harry Flaherty
1983	Bruce Kozerski	Gill Fenerty
	Peter Quinlan	Harry Flaherty
1984	Kevin Garvey	Peter Muldoon
	David Neilson	Bill McGovern
1985	Kevin Reilly	Gill Fenerty
	Ed Kutschke	Jerry McCabe

	Lineman	Back
1986	Ron George	Gordie Lockbaum
	Andy Martin	Jerry McCabe
1987	Ron George	Gordie Lockbaum
	Andy Martin	Dave Murphy
1988	Mark Stoy	Joe Segreti
	Tom Smith	Rob McGovern
1989	Bob Laliberte	Joe Segreti
	Tim Downing	Dave Murphy
1990	Joe Foy	Joe Segreti
	Andy Hertz	Craig Callahan
1991	Pat Gibson	Jerome Fuller
	Corey Vincent	Chris Kovath
1992	Ed Coburn	Eric Sampson
	John Zufall	Greg Draddy
	Tom McDonald	
1993	Mike Flannagan	Chris Summers
	Mark Kirk	Todd Araujo
1994	Joe Cooney	Anthony Pignio
	Sam Leo	Pat Smith
1995	Tom Claro	Jamie Gornell
	Matt Faery	Terrence Browning
1996	Mike Zimirowski	Jeff Laboranti
	Bryan Hoffman	David Streeter
		Eric Godlewski
1997	Eric Scholten	Jeff Laboranti
	Dominic Blue	Sedrick Rogers
1998	Patrick Quay	J.R. Walz
	Joel Beck	Barrett Doxsey
1999	Patrick Quay	Tony Thompson
	Tavares Brewington	John Aloisi
		Tom Bestpitch
2000	Patrick Quay	Brian Hall
	David Puloka	Michael Blake
2001	Jefferson Exil	Brian Hall
	James Jenkins	Vernell Shaw
	Sammy Siaki	Michael Blake
2002	Roger Schwarb	Brian Hall
	Nick Soivilien	David Dugan
2003	Steve Fox	Ari Confesor
	Nick Nelthorpe	Ben Koller
2004	David Cannon	Steve Silva
	Nick Nelthorpe	David FitzPatrick
2005	David Cannon	Steve Silva
	Chris Nielsen	Casey Gough
2006	Andrew Schoepfer	Ryan Maher
	Chris Nielsen	Casey Gough
	John Markus Pinard	
2007	Dan Nolan	Ryan Maher
	Mark Kelliher	Casey Gough
2008	Aaron Jones	Jon Brock
	Alex Carson	Daryl Brown

2009	Aaron Jones	Bill Edger
	Chris Poole	
	Anthony Campbell	Anthony DiMichele
	Nicholas MacDonald	
2010	Mike McCabe	Bill Edger
		Freddie Santana
	Mude Ohimor	Alex Johnson
2011	Mike McCabe	Gerald Mistretta
	Jack Maliska	Ricky Otis
2012	Sean Whited	Mike Fess
	Gary Acquah	Tom Mannix
2013	Casey Bessemer	Peter Pujals
	Kyle Pedretty	
	Daryl Howell	Matt Bhaya

CRUSADER MVP

1982	Andy Clivio
1983	Harry Flaherty
1984	Peter Muldoon
1985	Gill Fenerty
1986	Gordie Lockbaum
1987	Jeff Wiley
1988	Rob McGovern
1989	Dave Murphy
1990	Mark Gallagher
1991	Tom Ciaccio
1992	Tom McDonald
1993	Rob Milanette
1994	Pat Smith
1995	David Streeter
1996	David Streeter
1997	Jeff Laboranti
1998	Barrett Doxsey
1999	John Aloisi
2000	David Puloka
2001	Brian Hall
2002	Brian Hall
2003	Ari Confesor
2004	Steve Silva
2005	Steve Silva
2006	Dominic Randolph
2007	Dominic Randolph
2008	Dominic Randolph
2009	Dominic Randolph
2010	Anthony DiMichele
2011	Ryan Taggart
2012	Gerald Mistretta
2013	Mike Fess

HONORS & AWARDS

UNsung HERO AWARD

The Unsung Hero Award is presented annually to the player who has supported the squad spiritually, emotionally and physically for the good of the team.

- 1988 Marco Clark
- 1989 Chris Sullivan
- 1990 Rich Prestegaard
- 1991 Darin Cromwell
- 1992 Bill Hitchmoth
- 1993 Dave Harrington
- 1994 Matt O'Donnell
- 1995 John Foote
- 1996 Kevin O'Brien
- 1997 Ted Duffy, Robert Sewell
- 1998 Mike Egirous, Bryon Williams
- 1999 K.C. Sullivan
- 2000 Chris Hilson, P.J. Schiano
- 2001 Arthur Grutt, Kendy Hall
- 2002 Brian Cullinan
- 2003 Brian Buird
- 2004 Tim McDonnell
- 2005 Gideon Akande, Tyler Nugent
- 2006 Frank Herlihy
- 2007 Brian McSharry
- 2008 Mike Kielt
- 2009 Dakota Allosso
- 2010 Rob Koster
- 2011 Eric Oldiges, Sean Whited
- 2012 Jack Maliska, Kevin Watson
- 2013 Michael O'Dwyer

THE RICK CARTER MEMORIAL AWARD

Presented to the senior whose sportsmanship and dedication to the game of football represent the highest ideals of athletics and who, through uncommon leadership, has positively influenced his teammates and brought great credit to his family, his team and the college.

- 1986 Steve Southard
- 1987 Tom Estep, Mike Savage
- 1988 Jeff Wiley
- 1989 Randy Pedro
- 1990 Mark Gallagher, Josh Schaad
- 1996 Rob Sanchez
- 1997 Jeff Laboranti
- 1998 Bryon Williams
- 1999 John Aloisi
- 2000 James Grabowski, Troy LaRose
- 2001 Vernell Shaw, Sammy Siaki
- 2002 Ross Sullivan
- 2003 Nick Larsen
- 2004 David Mitchell
- 2005 Sean Gruber
- 2006 Dan Adams
- 2007 Casey Gough
- 2008 Ryan McGuire
- 2009 Chris Smith

- 2010 Anthony DiMichele
- 2011 Chandler Fenner
- 2012 Tom Mannix
- 2013 Mike Tucker

THE CONNOR AWARD

The Msgr. George S. L. Connor Award is presented annually to the Holy Cross senior who, by a vote of the varsity squad, is named the person the players are most proud of as a teammate. It is given by the Holy Cross Club of the Pioneer Valley.

- 1959 Dick O'Brien
- 1960 Jim Rhodes
- 1961 Tom Hennessey
- 1962 Jon Morris
- 1963 Jim Marcellino
- 1964 Tom Nissi
- 1965 Joe Lilly
- 1965 Mike Adessa
- 1966 Jack Lentz
- 1967 Glenn Grieco
- 1968 Bob Neary
- 1969 Tom Lamb, Bill Moncevicz
- 1970 Tom Lamb
- 1971 Dan Harper
- 1972 Tony Konieczny
- 1973 Mickey Connelly
- 1974 Rohan Bradley
- 1975 Dave Quehl
- 1976 Mark Vollman
- 1977 Steve Hunt
- 1978 Craig Cerretani
- 1979 Larry Ewald
- 1980 John Ahern
- 1981 Terry Malone
- 1982 Mike Redding
- 1983 Dave Detmer
- 1984 Frank Chicks
- 1985 Ed Kutschke
- 1986 Jerry McCabe
- 1987 Jim Kelly
- 1988 Rob McGovern
- 1989 Chris Maruca
- 1990 Willie Bradford
- 1991 Ron Flauto
- 1992 John Powell
- 1993 Rob Milanette
- 1994 Gabe Infante
- 1995 David Harris
- 1996 Matt Berquist
- 1996 Kevin O'Brien
- 1997 Dominic Blue
- 1998 Matt Kives
- 1999 John Aloisi
- 2000 Patrick Colgan
- 2001 Vernell Shaw, Sammy Siaki
- 2002 David Dugan
- 2003 Nick Larsen
- 2004 Matt Bruckner

- 2005 Luke Dugan
- 2006 Matt Fanning
- 2007 Obi Green
- 2008 Daryl Brown
- 2009 Andrew Cialino
- 2010 Dakota Allosso
- 2011 Mark Tolzien
- 2012 Gerald Mistretta
- 2013 Gary Acquah

THE COACHES AWARD

Presented annually to the player who has shown outstanding effort for the good of the team in weekly preparations throughout the season.

- 2013 Jack Daly, Michael Shewchuk

THE DANIEL ALLEN SPORTSMANSHIP AWARD

Awarded to the player whose unselfish teamwork and dedication to the good of the team reflect the values lived by coach Allen.

- 2004 Tim McDonnell
- 2005 Sean Gruber
- 2006 Matt Fanning
- 2007 Kent Flanders
- 2008 Daryl Brown
- 2010 Anthony DiMichele
- 2013 Gary Acquah

CRUSADER OF THE YEAR (football only)

- 1955 Robert Cooney
- 1957 Richard Arcand
- 1959 Thomas Greene
- 1960 Charles Pacunas
- 1963 Tom Hennessey
- 1964 Robert Murphy
- 1966 Thomas Foley
- 1967 Pete Kimener
- 1973 Kevin Frawley
- 1974 Michael Guilfoile
- 1976 James Grogan
- 1981 John Ahern
- 1982 John Andreoli
- 1985 Tony Melink
- 1986 Tom Patton
- 1987 Jerry McCabe
- 1988 Gordie Lockbaum
- 1989 Jeff Wiley
- 1992 Peter Dankert
- 2000 David Puloka
- 2003 Nick Larsen
- 2009 Dominic Randolph
- 2013 Mike Fess

HONORS & AWARDS

THE TURCO AWARD

The Johnny Turco Memorial Trophy is awarded annually by the Class of 1952 and the Varsity Club to the most outstanding player in the Homecoming Day game. It is given in memory of Turco, a former star halfback and a member of the Holy Cross Varsity Club Hall of Fame.

- 1965 Bob O'Brien (Dartmouth)
- 1966 Jack Lentz (Holy Cross)
- 1967 Glenn Grieco (Holy Cross)
- 1968 Bob Neary (Holy Cross)
- 1969 Doug Hahn (Holy Cross)
- 1970 Steve Goepel (Colgate)
- 1971 Joe Wilson (Holy Cross)
- 1972 Steve Stetson (Dartmouth)
- 1973 Mark Sheridan (Holy Cross)
- 1974 Lou Kobza (Holy Cross)
- 1975 Steve Hunt (Holy Cross)
- 1976 Curt Oberg (Dartmouth)
- 1977 Crocky Nangle (Holy Cross)
- 1978 Peter Colombo (Holy Cross)
- 1979 Angelo Colosimo (Colgate)
- 1980 Dave Shimshock (Holy Cross)
- 1981 Rich Diana (Yale)
- 1982 Andy Clivio (Holy Cross)
- 1983 Bill Cowley (Holy Cross)
- 1984 Rich Weismann (Dartmouth)
- 1985 Gill Fenerty (Holy Cross)
- 1985 Ed Kutschke (Holy Cross)
- 1986 Gordie Lockbaum (Holy Cross)
- 1987 Jeff Wiley (Holy Cross)
- 1988 Joe Segreti (Holy Cross)
- 1989 Tom Ciaccio (Holy Cross)
- 1990 Joe Segreti (Holy Cross)
- 1991 Jerome Fuller (Holy Cross)
- 1992 Bill Hitchmoth (Holy Cross)
- 1993 Steve Mills (Yale)
- 1994 Rene Ingoglia (UMass)
- 1995 Brion Stapp (Holy Cross)
- 1996 Paris Childress (Columbia)
- 1997 Rocky Fittizzi (Princeton)
- 1998 Joe Splendorio (Cornell)
- 1999 Tavares Brewington (Holy Cross)
- 2000 Erreick Stewart (Holy Cross)
David Thompson (Holy Cross)
- 2001 Brian Hall (Holy Cross)
- 2002 Jay Amer (Towson)
- 2003 Ryan Fitzpatrick (Harvard)
- 2004 Mark Borda (Lehigh)
- 2005 Steve Silva (Holy Cross)
- 2006 Casey Gough (Holy Cross)
- 2007 Dominic Randolph (Holy Cross)
- 2008 Liam Coen (UMass)
- 2009 Dominic Randolph (Holy Cross)
- 2010 Ryan Taggart (Holy Cross)
- 2011 Ryan Taggart (Holy Cross)
- 2012 Riley Lyons (Dartmouth)
- 2013 Paul Stanton (Harvard)

THE ANDERSON AWARD

The Dr. Edward N. Anderson Award is presented annually to the outstanding player in the Family Weekend game as determined by the working press. The award is sponsored by the Holy Cross Club of Greater Worcester, and was originally awarded to the most outstanding player of the Holy Cross-Massachusetts game.

- 1974 Mark Cannon (Holy Cross)
- 1975 Rich Jessamy (UMass)
- 1976 Mike Fallon (UMass)
- 1977 Mike Fallon (UMass)
- 1978 Dennis Dent (UMass)
- 1979 Neil Solomon (Holy Cross)
- 1980 Dean Pecevich (UMass)
- 1981 Garry Pearson (UMass)
- 1981 Dean Pecevich (UMass)
- 1982 Peter Muldoon (Holy Cross)
- 1983 Peter Muldoon (Holy Cross)
- 1984 Peter Muldoon (Holy Cross)
- 1985 John McKeown (UMass)
- 1986 Jeff Wiley (Holy Cross)
- 1987 Jeff Wiley (Holy Cross)
- 1988 Joe Segreti (Holy Cross)
- 1989 Joe Segreti (Holy Cross)
- 1990 Tom Ciaccio (Holy Cross)
Mark Gallagher (Holy Cross)
- 1991 Mark Roman (Holy Cross)
- 1992 Eric Sampson (Holy Cross)
- 1993 Erik Marsh (Lafayette)
- 1994 Rob Callahan (Holy Cross)
- 1995 Jarrett Shine (Lafayette)
- 1996 Rich Lemon (Bucknell)
- 1997 Daymon Smith (Colgate)
- 1998 Dan Visalli (Holy Cross)
- 1999 Brad Wilford (Harvard)
- 2000 Nico Carwill (Lehigh)
- 2001 Brian Hall (Holy Cross)
- 2002 Jermaine Pugh (Lehigh)
- 2003 Charlie Rittgers (Dartmouth)
- 2004 Daris Wilson (Bucknell)
- 2005 Jordan Scott (Colgate)
- 2006 Marques Thompson (Lehigh)
- 2007 Mike McLeod (Yale)
- 2008 Dominic Randolph (Holy Cross)
- 2009 Dominic Randolph (Holy Cross)
- 2010 Chris Lum (Lehigh)
- 2011 Andrew Schaetzke (Georgetown)
- 2012 Carlton Koonce (Fordham)
- 2013 Drew Reed (Lafayette)

THE O'MELIA AWARD

The Capt. Edward J. O'Melia Trophy was awarded annually to the outstanding player in the Holy Cross-Boston College game as determined by members of the working press. The trophy was instituted by the Holy Cross Club of Boston as a memorial to its war dead and was named for the late O'Melia, who played end and later coached at Holy Cross.

- 1945 Jim Dieckelman (Holy Cross)
- 1946 Walter Sheridan (Holy Cross)
- 1947 Bobby Sullivan (Holy Cross)
- 1948 Ernie Stautner (Boston College)
- 1949 Al Cannava (Boston College)
- 1950 Johnny Turco (Holy Cross)
- 1951 Jimmy Kane (Boston College)
- 1952 Joe Johnson (Boston College)
Vic Rimkus (Holy Cross)
- 1953 Johnny Miller (Boston College)
- 1954 Tom Magnarelli-Reis (Boston College)
- 1955 Dick Lucas (Boston College)
- 1956 Bill Smithers (Holy Cross)
- 1957 Tom Greene (Holy Cross)
- 1958 Alan Miller (Boston College)
- 1959 Vin Hogan (Boston College)
- 1960 Pat McCarthy (Holy Cross)
- 1961 Al Snyder (Holy Cross)
- 1962 Jack Concannon (Boston College)
- 1963 Jim Marcellino (Holy Cross)
- 1964 Jack Lentz (Holy Cross)
- 1965 Brendan McCarthy (Boston College)
- 1966 Jack Lentz (Holy Cross)
- 1967 Joe DiVito (Boston College)
- 1968 Dave Mennett (Boston College)
- 1969 Mike Carter (Sacramento State, honorary)
- 1970 Frank Harris (Boston College)
- 1971 Joe Wilson (Holy Cross)
- 1972 Dave Bucci (Boston College)
- 1973 Mike Esposito (Boston College)
- 1974 Mike Kruczek (Boston College)
- 1975 Lou Kobza (Holy Cross)
- 1976 Glen Capriola (Boston College)
- 1977 Peter Columbo (Holy Cross)
Steve Hunt (Holy Cross)
- 1978 Glenn Verrette (Holy Cross)
- 1979 John Cooper (Boston College)
- 1980 John Loughery (Boston College)
- 1981 Doug Flutie (Boston College)
- 1982 Tony Thurman (Boston College)
- 1983 Troy Stadford (Boston College)
- 1984 Doug Flutie (Boston College)
- 1985 Kelvin Martin (Boston College)
- 1986 Shawn Halloran (Boston College)

FITTON FIELD RECORDS & HISTORY

Today's Crusaders are fortunate to call Fitton Field their home. Storied Fitton is considered to be the finest natural grass facility for viewing and playing a college football game in the Northeast. Always in impeccable playing shape, the field has played host to some of the greatest teams in college football — Louisiana State, Boston College, Georgia, Syracuse and Penn State, to name a few.

The first home football game ever played at Holy Cross was a 6-0 defeat of Massachusetts Agricultural College on Sept. 26, 1903. It was not until 1905, however, that the field was dedicated Fitton Field, and again it was a meeting with the Aggies that christened the new field. This time, the Crusaders won 17-0.

Still, the football field was laid out across what is now the baseball field, and it was not until Sept. 26, 1908, that the first game was held at what is now the field's current site. The Crusaders defeated Norwich 5-0 on that inaugural day, over 100 years ago.

In 1908, Holy Cross added new wooden stands to the field, while just four years later a concrete structure replaced many of those seats, thus increasing the seating capacity of the stadium. It was not until 1924 that Holy Cross built the steel structuring that makes up today's stadium.

Prior to the 1986 season, the wooden stands were removed and replaced with aluminum stands and a complete horseshoe design with a capacity of 23,500.

HOLY CROSS BY DECADE

AT FITTON FIELD

1903-1909	20-6-4
1910-1919	27-11-3
1920-1929	51-4-4
1930-1939	55-3-4
1940-1949	29-20-6
1950-1959	35-13-1
1960-1969	26-17-2
1970-1979	21-26-1
1980-1989	41-12-1
1990-1999	23-30-1
2000-2009	31-24-0
2010-2019	9-14-0
Overall	368-180-27

FITTON FIELD FACTS

NAME: Fitton Field is named for Father Fitton, who was born on April 10, 1805, and ordained a Catholic priest in 1827. Born and raised in Boston, he purchased land in the name of the church in 1840, upon which he founded the Seminary of Mount St. James. In 1842, Father Fitton deeded the land to Bishop Benedict Joseph Fenwick, who founded the College of the Holy Cross in 1843.

FIRST GAME: The Crusaders defeated Massachusetts Agricultural College 6-0 on Sept. 26, 1903, in the first game played on the Holy Cross campus. The first game played at the current site of Fitton Field was on Sept. 26, 1908, as Holy Cross beat Norwich 5-0.

VINTAGE YEAR: The steel structure which comprises Fitton Field was erected in 1924, a popular year for the construction of several of the nation's more prominent football facilities. Among the other stadiums completed in 1924 are: Tiger (Louisiana State), Memorial (Texas), Ross-Ade (Purdue), Folsom Field (Colorado) and Michie (Army).

SEATING CAPACITY: 23,500. Fitton underwent a major renovation prior to the 1986 season, which included replacing the old wooden stands with new aluminum seating, maintaining the horseshoe configuration.

LARGEST CROWD: Holy Cross played before numerous crowds of 25,000 prior to the stadium renovation in 1986. The largest unofficial crowd was 27,000 for the Holy Cross-Brown clash on Nov. 11, 1938, as "Bullet" Bill Osmanski scored twice in the fourth quarter of his final home game for a 14-12 Crusader win.

LONGEST WINNING STREAK: 16 Games. Holy Cross broke the previous mark of 14, set from 1917-1921 and again from 1922-1924, with its victory over Brown on Oct. 28, 1989. The Crusaders saw their 16-game streak end with a 10-10 tie against Massachusetts on Sept. 8, 1990.

LONGEST UNBEATEN STREAK: 29 Games. The Crusaders did not lose at Fitton from the 1935 through 1938 seasons. After beating Manhattan in the 1939 home opener, Holy Cross fell to Louisiana State on Oct. 7. Holy Cross was 26-0-3 during that stretch. The Crusaders took a 26-game (25-0-1) home unbeaten streak into the 1992 season, but lost to Massachusetts 7-3 in the home opener.

LONGEST LOSING STREAK: 10 Games. Holy Cross lost its final five home games of the 2003 season and its first five home contests in 2004.

BEST SEASON RECORD: Holy Cross was 7-0 in 1923, outscoring the opposition, 242-0. The 7-0 record was matched in 1935, as Holy Cross outscored its home foes 184-0, and compiled a 9-0-1 overall record. The 1938 squad was also 7-0, en route to an 8-1 overall mark.

WORST SEASON RECORD: The Crusaders were 0-6 at home during the 2013 season.

CONSECUTIVE WINNING SEASONS: Holy Cross recorded 25 consecutive winning seasons at Fitton Field from 1916-1940.

UNBEATEN AND UNTIED SEASONS: The Crusaders have posted 21 unbeaten and untied seasons at Fitton Field, including a perfect 6-0 mark in 2009. In 1987, 1988 and 1989, Holy Cross had consecutive unbeaten and untied home seasons for the first time since 1918, 1919 and 1920.

Homecoming & Family Weekend

Homecoming Games

(Won 33, Lost 31, Tied 1)

1947 Holy Cross 6, Colgate 6
1948 Colgate 14, Holy Cross 13
1949 Holy Cross 35, Colgate 27
1950 Syracuse 34, Holy Cross 27
1951 Holy Cross 34, Colgate 6
1952 Holy Cross 12, Fordham 7
1953 Syracuse 21, Holy Cross 0
1954 Marquette 19, Holy Cross 14
1955 Syracuse 49, Holy Cross 9
1956 Holy Cross 20, Colgate 6
1957 Dartmouth 14, Holy Cross 7
1958 Holy Cross 16, Boston University 8
1959 Holy Cross 14, Colgate 12
1960 Penn State 33, Holy Cross 8
1961 Holy Cross 17, Dartmouth 13
1962 Syracuse 30, Holy Cross 20
1963 Boston University 18, Holy Cross 6
1964 Colgate 10, Holy Cross 0
1965 Dartmouth 27, Holy Cross 6
1966 Holy Cross 7, Dartmouth 6
1967 Holy Cross 17, Colgate 0
1968 Holy Cross 29, Dartmouth 17
1969 Cancelled
1970 Colgate 21, Holy Cross 13
1971 Holy Cross 28, Boston University 14
1972 Dartmouth 17, Holy Cross 7
1973 Temple 63, Holy Cross 34
1974 Holy Cross 14, Dartmouth 3
1975 Colgate 20, Holy Cross 14
1976 Dartmouth 45, Holy Cross 7
1977 Boston University 14, Holy Cross 13
1978 Holy Cross 35, Dartmouth 0
1979 Colgate 17, Holy Cross 16
1980 Holy Cross 17, Dartmouth 6
1981 Yale 29, Holy Cross 28
1982 Holy Cross 28, Dartmouth 12
1983 Holy Cross 21, Colgate 18
1984 Holy Cross 30, Dartmouth 20
1985 Holy Cross 22, Delaware 6
1986 Holy Cross 48, Dartmouth 7
1987 Holy Cross 49, Colgate 7
1988 Holy Cross 17, Dartmouth 3

1989 Holy Cross, 46, Princeton 0
1990 Holy Cross 21, Dartmouth 10
1991 Holy Cross 45, Pennsylvania 0
1992 Holy Cross 10, Princeton 7
1993 Yale 31, Holy Cross 27
1994 Massachusetts 32, Holy Cross 0
1995 Yale 28, Holy Cross 17
1996 Columbia 42, Holy Cross 16
1997 Princeton 21, Holy Cross 7
1998 Cornell 17, Holy Cross 9
1999 Harvard 25, Holy Cross 17
2000 Holy Cross 34, Pennsylvania 17
2001 Holy Cross 49, Dartmouth 17
2002 Towson 42, Holy Cross 10
2003 Harvard 43, Holy Cross 20
2004 Lehigh 42, Holy Cross 14
2005 Holy Cross 48, Georgetown 6
2006 Holy Cross 28, Fordham 21
2007 Holy Cross 31, Harvard 28
2008 Massachusetts 45, Holy Cross 42
2009 Holy Cross 34, Dartmouth 14
2010 Holy Cross 36, Fordham 31
2011 Holy Cross 30, Harvard 22
2012 Dartmouth 13, Holy Cross 10
2013 Harvard 41, Holy Cross 35 (3ot)

Family Weekend Games

(Won 29, Lost 27, Tied 1)

1954 Holy Cross 46, Connecticut 26
1955 Holy Cross 20, Boston University 12
1956 Holy Cross 13, Quantico Marines 0
1957 Penn State 14, Holy Cross 0
1958 Holy Cross 26, Dayton 0
1959 Holy Cross 8, Dayton 0
1960 Penn State 33, Holy Cross 8
1961 Holy Cross 28, Dayton 0
1962 Holy Cross 20, VMI 14
1963 Quantico Marines 7, Holy Cross 6
1964 Holy Cross 16, Quantico Marines 0
1965 Holy Cross 20, Buffalo 7
1966 Holy Cross 16, Massachusetts 14
1967 Holy Cross 21, Boston University 17
1968 Syracuse 47, Holy Cross 0
1969 Cancelled

1970 Massachusetts 29, Holy Cross 13
1971 Holy Cross 17, Northeastern 7
1972 Holy Cross 26, Villanova 9
1973 Syracuse 5, Holy Cross 3
1974 Holy Cross 30, Massachusetts 20
1975 Boston University 6, Holy Cross 0
1976 Holy Cross 33, Rhode Island 14
1977 Brown 44, Holy Cross 13
1978 Massachusetts 38, Holy Cross 8
1979 Boston University 16, Holy Cross 7
1980 Connecticut 18, Holy Cross 17
1981 Holy Cross 34, Brown 24
1982 Harvard 24, Holy Cross 17
1983 Holy Cross 31, Brown 10
1984 Holy Cross 41, Connecticut 0
1985 Holy Cross 20, Brown 20
1986 Holy Cross 17, Bucknell 10
1987 Holy Cross 41, Brown 0
1988 Holy Cross 48, Lehigh 24
1989 Holy Cross 31, Colgate 6
1990 Holy Cross 34, Lehigh 22
1991 Holy Cross 42, Brown 20
1992 Holy Cross 27, Bucknell 12
1993 Lafayette 31, Holy Cross 27
1994 Holy Cross 27, Bucknell 21
1995 Lafayette 27, Holy Cross 17
1996 Bucknell 38, Holy Cross 7
1997 Colgate 42, Holy Cross 7
1998 Bucknell 30, Holy Cross 14
1999 Harvard 25, Holy Cross 17
2000 Lehigh 21, Holy Cross 6
2001 Holy Cross 63, Lafayette 53
2002 Lehigh 21, Holy Cross 12
2003 Dartmouth 24, Holy Cross 20
2004 Bucknell 42, Holy Cross 27
2005 Colgate 27, Holy Cross 14
2006 Lehigh 28, Holy Cross 14
2007 Yale 38, Holy Cross 17
2008 Holy Cross 35, Lehigh 21
2009 Holy Cross 42, Colgate 28
2010 No Game Scheduled
2011 Georgetown 19, Holy Cross 6
2012 Fordham 36, Holy Cross 32
2013 Lafayette 41, Holy Cross 23

ALL-TIME SERIES RECORDS

<i>Opponent</i>	<i>G</i>	<i>Overall W-L-T</i>	<i>Home W-L-T</i>	<i>Away W-L-T</i>	<i>Series Began</i>	<i>Most Recent Game</i>	<i>Last HC Win</i>	<i>Opponent</i>	<i>G</i>	<i>Overall W-L-T</i>	<i>Home W-L-T</i>	<i>Away W-L-T</i>	<i>Series Began</i>	<i>Most Recent Game</i>	<i>Last HC Win</i>
Air Force	1	1-0-0	0-0-0	1-0-0	1978	1978	1978	New Hampshire	13	6-7-0	4-3-0	2-4-0	1909	2012	1983
Amherst	5	2-2-1	2-0-0	0-2-1	1897	1905	1905	New York Univ.	4	4-0-0	2-0-0	2-0-0	1940	1952	1952
Andover	3	0-0-0	1-1-1	1-1-1	1898	1901	1901	Newport Naval	2	2-0-0	2-0-0	0-0-0	1926	1928	1928
Army	24	6-17-1	0-0-0	6-17-1	1914	2002	2002	Newton A.C.	1	0-0-1	0-0-1	0-0-0	1896	1896	—
Bates	6	5-0-1	5-0-0	0-0-1	1904	1936	1936	North Carolina St.	1	1-0-0	1-0-0	0-0-0	1942	1942	1942
Boston Coll.	82	32-47-3	10-10-2	8-15-0	1896	1986	1978	Northeastern	6	5-1-0	4-1-0	1-0-0	1971	2009	2009
Boston Univ.	39	23-11-5	16-6-3	7-5-2	1896	1993	1991	Norwich	5	3-1-1	3-1-1	0-0-0	1907	1913	1913
Bowdoin	4	3-1-0	1-1-0	2-0-0	1908	1919	1919	Pennsylvania	5	3-2-0	2-0-0	1-2-0	1990	2001	2000
Brown	60	32-23-3	19-7-2	13-16-1	1898	2012	2010	Penn State	9	0-9-0	0-3-0	0-6-0	1954	1963	—
Bryant	1	0-1-0	0-0-0	0-1-0	2013	2013	—	Pittsburgh	1	0-1-0	0-0-0	0-1-0	1958	1958	—
Bucknell	30	20-10-0	13-3-0	7-7-0	1925	2013	2013	Pittsfield A.C.	2	2-0-0	0-0-0	2-0-0	1901	1902	1902
Buffalo	10	6-3-1	4-0-1	2-3-0	1923	1970	1967	Princeton	10	3-7-0	2-2-0	1-5-0	1910	1997	1992
Canisius	2	2-0-0	2-0-0	0-0-0	1921	1924	1924	Providence	17	17-0-0	17-0-0	0-0-0	1922	1941	1941
Carlisle	2	0-1-1	0-1-0	0-0-0	1914	1915	—	Quantico Marines	8	5-3-0	5-3-0	0-0-0	1951	1964	1964
Carnegie Tech	6	4-1-1	4-0-1	0-1-0	1935	1940	1940	Rensselaer	1	1-0-0	1-0-0	0-0-0	1917	1917	1917
Catholic Univ.	7	7-0-0	7-0-0	0-0-0	1924	1934	1934	Rhode Island	10	9-1-0	9-0-0	0-1-0	1917	1988	1988
Central Conn.	1	1-0-0	0-0-0	1-0-0	2013	2013	2013	Richmond	1	1-0-0	1-0-0	0-0-0	1964	1964	1964
Coast Guard	3	3-0-0	3-0-0	0-0-0	1943	1945	1945	Rochester	1	0-1-0	0-0-0	0-1-0	1910	1910	—
Colby	7	6-1-0	6-1-0	0-0-0	1900	1921	1921	Rutgers	19	11-8-0	6-2-0	5-6-0	1916	1979	1972
Colgate	76	40-31-5	26-17-2	14-14-3	1917	2013	2011	St. Anselm	4	3-0-1	3-0-1	0-0-0	1934	1937	1937
Columbia	8	6-2-0	2-1-0	4-1-0	1947	1997	1997	St. Bonaventure	2	2-0-0	2-0-0	0-0-0	1930	1931	1931
Connecticut	28	19-8-1	14-1-1	5-7-0	1916	1985	1984	St. John's	6	6-0-0	6-0-0	0-0-0	1924	1929	1929
Cornell	5	0-5-0	0-1-0	0-4-0	1906	1998	—	St. Joseph's (Pa.)	1	1-0-0	1-0-0	0-0-0	1934	1934	1934
Dartmouth	77	37-36-4	16-14-1	20-22-3	1903	2013	2013	St. Louis	1	1-0-0	0-0-0	1-0-0	1912	1912	1912
Dayton	10	9-1-0	8-1-0	1-0-0	1926	1962	1962	St. Mary's (Calif.)	2	1-1-0	1-0-0	0-1-0	1999	2002	2002
Delaware	3	2-1-0	1-0-0	1-1-0	1983	2005	1985	St. Michael's	1	1-0-0	1-0-0	0-0-0	1933	1933	1933
Detroit	4	2-2-0	2-0-0	0-2-0	1919	1946	1946	Sacred Heart	2	2-0-0	2-0-0	0-0-0	2005	2009	2009
Duquesne	5	2-3-0	1-3-0	1-0-0	1931	2004	1948	San Diego	2	0-2-0	0-1-0	0-1-0	2003	2004	—
Fairfield	2	2-0-0	2-0-0	0-0-0	1998	1999	1999	Springfield	17	12-4-1	7-3-0	5-1-1	1903	1933	1933
Fitchburg Y.M.C.L.	1	1-0-0	0-0-0	1-0-0	1899	1899	1899	Syracuse	28	5-23-0	3-11-0	2-12-0	1905	1973	1958
Florida Int'l.	1	0-1-0	0-0-0	0-1-0	2003	2003	—	Temple	23	12-9-2	8-5-2	4-4-0	1934	1974	1955
Fordham	51	27-22-2	15-9-1	11-12-1	1902	2013	2011	Torpedo Raiders	1	0-1-0	0-1-0	0-0-0	1944	1944	—
Fort Totten	1	1-0-0	1-0-0	0-0-0	1942	1942	1942	Towson	8	4-4-0	2-2-0	2-2-0	1997	2013	2001
Furman	1	0-1-0	0-0-0	0-1-0	1975	1975	—	Trinity	3	1-1-1	1-0-1	0-1-0	1899	1909	1899
Gardner A.C.	2	1-1-0	1-0-0	0-1-1	1897	1898	1898	Tufts	15	11-3-1	8-1-0	2-2-1	1898	1943	1943
Georgetown	26	16-10-0	8-6-0	8-3-0	1904	2013	2012	Tulane	1	0-1-0	0-0-0	0-1-0	1951	1951	—
Georgia	3	3-0-0	1-0-0	1-0-0	1937	1939	1939	U.S. Sub Base	5	4-1-0	4-1-0	0-0-0	1920	1945	1945
Harvard	67	24-41-2	7-8-0	17-33-2	1904	2013	2011	Vermont	11	9-2-0	7-1-0	2-1-0	1898	1925	1925
Hofstra	1	0-1-0	0-1-0	0-0-0	1995	1995	—	Villanova	22	9-13-0	7-8-0	2-5-0	1922	2009	1989
Howard	1	1-0-0	1-0-0	0-0-0	2010	2010	2010	V.M.I.	3	2-0-1	2-0-1	0-0-0	1957	1963	1963
Lafayette	28	12-16-0	7-7-0	5-9-0	1986	2013	2011	Wagner	1	0-1-0	0-0-0	0-1-0	2012	2012	—
Lebanon Valley	1	1-0-0	1-0-0	0-0-0	1923	1923	1923	Wesleyan	4	1-3-0	0-0-0	1-3-0	1898	1903	1903
Lehigh	29	12-16-1	5-9-1	7-7-0	1924	2013	2009	Williams	2	0-2-0	0-0-0	0-2-0	1899	1907	—
Louisiana State	3	1-2-0	0-1-0	1-1-0	1939	1941	1941	West Virginia Tech	2	2-0-0	2-0-0	0-0-0	1930	1932	1932
Loyola (Md.)	2	2-0-0	2-0-0	0-0-0	1930	1931	1931	Western Carolina	1	0-1-0	0-1-0	0-0-0	1983	1983	—
Maine	6	5-0-1	3-0-0	2-0-1	1903	1984	1984	Western Maryland	2	2-0-0	2-0-0	0-0-0	1926	1937	1937
Manhattan	11	8-0-3	6-0-1	2-0-2	1925	1942	1942	William & Mary	2	2-0-0	1-0-0	1-0-0	1986	1987	1987
Marist	2	2-0-0	1-0-0	1-0-0	2004	2006	2006	Worcester Acad.	3	3-0-0	3-0-0	0-0-0	1896	1900	1900
Marquette	13	7-6-1	5-2-1	2-4-0	1927	1960	1960	Worcester Tech	20	17-1-2	16-1-2	1-0-0	1896	1918	1918
Massachusetts	50	21-24-5	14-14-5	7-10-0	1897	2011	1991	Yale	31	4-27-0	0-7-0	4-20-0	1903	2008	2005
M.I.T.	3	2-1-0	1-0-0	1-1-0	1897	1901	1901								
Miami (Fla.)	2	0-2-0	0-0-0	0-2-0	1945	1954	—								
Mississippi	2	0-2-0	0-2-0	0-0-0	1940	1941	—								
Monmouth	1	0-1-0	0-1-0	0-0-0	2013	2013	—								

2014 opponents listed in *bold italics*.
Home and away breakdown of win-loss records does not include neutral site games.

SERIES RECORDS VS. 2014 OPPONENTS

ALBANY (0-0)

First Meeting

BROWN (32-23-3)

10/1/1898	A	L, 0-19
9/30/1899	H2	L, 0-19
10/6/1900	A	L, 0-18
10/26/1901	A	T, 6-6
10/12/1917	H	L, 6-27
11/3/1928	A	L, 0-6
11/2/1929	H	L, 14-15
10/25/1930	A	L, 0-13
10/31/1931	H	W, 33-0
11/5/1932	A	L, 7-10
10/28/1933	H	W, 19-7
11/17/1934	A	W, 20-7
11/14/1936	A	W, 32-0
11/13/1937	A	W, 7-0
11/11/1938	H	W, 14-12
10/21/1939	H	W, 20-0
10/26/1940	A	L, 6-9
11/8/1941	A	W, 13-0
11/7/1942	A	L, 14-20
10/2/1943	H	W, 20-0
10/21/1944	H	T, 24-24
10/20/1945	A	W, 25-0
11/2/1946	H	W, 21-19
11/1/1947	A	L, 19-20
10/16/1948	H	L, 6-14
10/1/1949	A	L, 6-28
10/7/1950	H	W, 41-21
10/27/1951	A	W, 41-6
10/18/1952	H	W, 46-0
10/24/1953	A	L, 0-6
9/23/1972	A	W, 30-24
9/21/1974	H	W, 45-10
10/25/1975	H	W, 21-20
10/23/1976	A	L, 18-28
10/22/1977	H	L, 13-44
10/28/1978	A	L, 25-31
10/27/1979	H	W, 14-7
10/25/1980	A	L, 3-21
10/24/1981	H	W, 34-24
10/23/1982	A	W, 17-6
10/22/1983	H	W, 31-10
10/27/1984	A	W, 38-17
10/26/1985	H	T, 20-20
10/25/1986	A	W, 22-7
10/24/1987	H	W, 41-0
10/22/1988	A	W, 35-14
10/28/1989	H	W, 49-13
10/13/1990	A	W, 55-0
10/19/1991	H	W, 42-28
10/15/1994	A	L, 18-20
9/30/1995	H	L, 14-37
10/7/2006	H	W, 35-30
10/6/2007	A	W, 48-37
10/11/2008	H	W, 41-34
10/10/2009	A	L, 31-34

10/9/2010	H	W, 17-13
10/8/2011	A	L, 13-20
9/15/2012	H	L, 21-24

BUCKNELL (20-10)

10/31/1925	H	W, 23-7
10/10/1953	H	W, 40-0
11/8/1986	H*	W, 17-10
10/17/1987	A*	W, 48-10
11/12/1988	H*	W, 38-7
11/18/1989	A*	W, 35-6
11/3/1990	H*	W, 43-14
11/9/1991	A*	W, 42-6
10/24/1992	H*	W, 27-12
10/23/1993	A*	L, 23-33
11/5/1994	H*	W, 27-20
11/4/1995	A*	L, 7-21
10/26/1996	H*	L, 7-38
10/25/1997	A*	L, 6-18
11/7/1998	H*	L, 14-30
11/6/1999	A*	L, 21-32
11/4/2000	H*	W, 10-9
11/3/2001	A*	L, 14-21
11/2/2002	H*	W, 38-21
11/1/2003	A*	L, 31-53
10/30/2004	H*	L, 27-42
11/19/2005	A*	W, 51-33
11/4/2006	H*	W, 27-10
10/27/2007	A*	W, 45-21
11/1/2008	H*	W, 34-17
11/21/2009	A*	L, 17-23
11/20/2010	H*	W, 34-9
10/22/2011	A*	W, 16-13
10/6/2012	H*	W, 13-6
10/12/2013	A*	W, 51-27

CENTRAL CONN. (1-0)

9/14/2013	A	W, 52-21
-----------	---	----------

COLGATE (40-31-5)

11/3/1917	A9	L, 0-21
10/27/1934	H	L, 7-20
10/26/1935	H	W, 3-0
11/7/1936	H	W, 20-13
11/6/1937	H	W, 12-7
10/29/1938	H	W, 21-0
10/28/1939	H	W, 27-7
11/2/1940	H	L, 0-6
11/1/1941	A	T, 6-6
10/31/1942	H	T, 6-6
10/30/1943	H	W, 14-7
11/11/1944	H	W, 19-13
10/27/1945	H	W, 21-0
11/9/1946	H	W, 21-6
11/8/1947	H	T, 6-6
10/23/1948	H	L, 13-14
11/5/1949	H	W, 35-27
10/14/1950	A	L, 28-35

11/3/1951	H	W, 34-6
11/8/1952	H	W, 13-7
10/3/1953	A	W, 19-6
10/2/1954	H	L, 0-18
10/8/1955	A	W, 15-14
10/6/1956	H	W, 20-6
11/8/1958	A	W, 20-0
10/31/1959	H	W, 14-12
10/6/1962	A	W, 22-0
10/10/1964	H	L, 0-10
10/9/1965	A	L, 3-7
10/8/1966	A	T, 14-14
10/14/1967	H	W, 17-0
10/12/1968	A	L, 6-14
10/10/1970	H	L, 13-21
10/9/1971	H	W, 28-14
10/14/1972	A	T, 21-21
10/13/1973	H	L, 21-22
10/12/1974	A	L, 16-21
10/11/1975	H	L, 14-20
10/9/1976	A	L, 6-10
10/8/1977	H	L, 14-31
9/16/1978	A	W, 27-14
10/13/1979	H	L, 16-17
10/11/1980	A	L, 7-38
11/14/1981	H	L, 13-34
10/9/1982	A	L, 17-21
10/8/1983	H	W, 21-18
10/13/1984	A	W, 42-27
9/14/1985	H	W, 24-21
10/4/1986	A*	W, 16-12
10/3/1987	H*	W, 49-7
10/29/1988	A*	W, 7-0
10/21/1989	H*	W, 31-6
11/17/1990	A*	W, 35-6
11/23/1991	H*	W, 28-3
11/14/1992	A*	W, 18-17
11/13/1993	H*	W, 27-14
11/19/1994	A*	W, 27-6
11/18/1995	H*	W, 39-20
9/21/1996	A*	W, 38-21
11/1/1997	H*	L, 7-42
11/21/1998	A*	L, 14-28
11/20/1999	H*	L, 26-45
11/11/2000	A*	W, 32-3
11/10/2001	H*	L, 7-35
11/23/2002	A*	L, 20-25
11/22/2003	H*	L, 38-45
10/23/2004	A*	L, 7-41
10/22/2005	H*	L, 14-27
11/11/2006	A*	L, 28-29
11/17/2007	H*	W, 27-20
11/22/2008	A*	L, 27-28
10/24/2009	H*	W, 42-28
10/23/2010	A*	W, 31-24
9/10/2011	H*	W, 37-7
10/13/2012	A*	L, 35-51
10/19/2013	H*	L, 24-28

DARTMOUTH (37-36-4)

10/3/1903	A	L, 0-18
10/22/1904	H	L, 4-18
10/7/1905	A	L, 6-16
10/6/1906	A	L, 0-16
11/9/1907	A	L, 0-52
10/24/1908	H	L, 5-18
10/30/1909	A	L, 0-12
10/14/1911	A	L, 0-6
10/16/1920	A	L, 14-27
10/10/1931	A	L, 7-14
10/10/1936	A	W, 7-0
9/26/1942	H	L, 6-17
9/26/1943	H	L, 0-3
9/30/1944	A	T, 6-6
9/29/1945	A	W, 13-6
9/28/1946	H	L, 0-3
9/27/1947	H	T, 0-0
10/9/1948	A	L, 6-19
10/8/1949	A	L, 7-31
9/30/1950	A	T, 21-21
9/27/1952	A	W, 27-9
9/26/1953	N15	W, 28-6
9/25/1954	A	L, 26-27
10/1/1955	A	W, 29-21
10/20/1956	A	T, 7-7
10/19/1957	H	L, 7-14
10/18/1958	A	W, 14-8
9/26/1959	A	W, 31-8
10/15/1960	A	W, 9-8
10/21/1961	H	W, 17-13
10/20/1962	A	L, 0-10
10/19/1963	A	L, 8-13
10/2/1965	H	L, 6-27
10/1/1966	H	W, 7-6
10/7/1967	A	L, 8-24
10/5/1968	H	W, 29-17
10/4/1969	A	L, 6-38
10/3/1970	H	L, 14-50
10/2/1971	A	L, 9-28
10/7/1972	H	L, 7-17
10/6/1973	A	W, 10-0
10/5/1974	H	W, 14-3
10/4/1975	A	L, 7-28
10/2/1976	H	L, 7-45
9/24/1977	A	L, 14-17
9/30/1978	H	W, 35-0
10/6/1979	A	W, 13-7
10/4/1980	H	W, 17-6
10/3/1981	A	W, 28-0
9/25/1982	H	W, 28-12
10/1/1983	A	W, 41-14
10/6/1984	H	W, 30-20
10/5/1985	A	W, 17-14
10/11/1986	H	W, 48-7
10/10/1987	A	W, 62-23
10/8/1988	H	W, 17-3
10/7/1989	A	W, 33-7
10/6/1990	H	W, 21-10

SERIES RECORDS VS. 2014 OPPONENTS

10/12/1991	A	W, 23-6
10/10/1992	H	L, 0-48
9/25/1993	A	W, 13-7
10/12/1996	A	L, 7-35
9/27/1997	H	L, 6-35
10/14/2000	A	L, 14-31
10/13/2001	H	W, 49-17
10/19/2002	A	L, 36-44
10/18/2003	H	L, 20-24
10/16/2004	A	W, 24-0
10/15/2005	H	W, 28-16
10/14/2006	A	W, 24-21(ot)
10/13/2007	H	W, 41-15
10/18/2008	A	W, 44-26
10/17/2009	H	W, 34-14
10/16/2010	A	L, 19-27
10/15/2011	H	W, 25-17
9/22/2012	H	L, 10-13
9/28/2013	A	W, 31-28

FORDHAM (27-22-2)

11/8/1902	A	W, 17-0
11/20/1905	A	W, 27-5
11/3/1906	H	W, 8-5
11/29/1906	A6	W, 15-6
11/2/1907	H	L, 0-35
11/28/1907	A	L, 0-35
11/20/1909	A	L, 5-9
11/15/1913	H	W, 60-0
10/23/1915	A	L, 0-9
11/18/1916	H	L, 0-40
10/20/1917	A	L, 0-12
11/18/1922	H	W, 28-0
11/10/1923	A11	W, 23-7
10/25/1924	H	W, 13-0
11/7/1925	A6	L, 0-17
11/6/1926	H	T, 7-7
11/5/1927	A6	W, 7-2
10/20/1928	H	L, 13-19
10/19/1929	A6	L, 0-7
10/18/1930	H	L, 0-6
10/17/1931	A	T, 6-6
11/22/1947	H	W, 48-0
11/13/1948	H	W, 13-6
10/6/1951	H	W, 54-20
10/4/1952	H	W, 12-7
11/21/1953	H	W, 20-7
11/13/1954	A6	W, 20-19
11/10/1990	A*	W, 48-0
11/16/1991	N17*	W, 24-19
11/21/1992	H*	W, 21-13
11/20/1993	H*	W, 28-12
10/29/1994	A*	W, 31-21
10/28/1995	N18*	L, 10-17
11/2/1996	A*	L, 0-28
11/22/1997	H*	L, 12-28
11/14/1998	H*	L, 10-13
11/13/1999	A*	W, 37-14
11/18/2000	H*	W, 27-20

11/17/2001	A*	L, 21-24
11/9/2002	H*	L, 27-37
11/8/2003	A*	L, 28-49
10/2/2004	H*	L, 35-42
10/29/2005	A*	L, 20-24
9/30/2006	H*	W, 28-21
11/3/2007	A*	L, 21-24
11/8/2008	H*	W, 38-17
10/31/2009	A*	W, 41-27
10/2/2010	H*	W, 36-31
11/19/2011	A*	W, 41-21
10/27/2012	H*	L, 32-36
11/2/2013	A*	L, 30-32

GEORGETOWN (16-10)

10/29/1904	N4	L, 4-17
11/22/1913	A	L, 7-16
10/22/1921	H	L, 7-28
11/4/1922	A	W, 10-0
10/9/1937	H	W, 27-6
9/25/1948	H	W, 18-7
9/24/1949	H	L, 13-20
11/18/1950	H	L, 14-21
11/23/1996	A	W, 45-36
9/20/1997	H	W, 25-21
9/19/1998	A	L, 12-13
9/11/1999	H	L, 16-34
9/9/2000	A	W, 38-22
9/8/2001	H*	W, 33-7
9/14/2002	A*	W, 41-13
9/13/2003	H*	W, 42-34
11/20/2004	A*	W, 31-28(ot)
9/10/2005	H*	W, 48-6
9/2/2006	A*	W, 26-13
9/22/2007	H*	W, 55-0
9/27/2008	A*	W, 38-14
9/5/2009	H*	W, 20-7
9/25/2010	A*	L, 7-17
10/29/2011	H*	L, 6-19
11/17/2012	A*	W, 24-0
11/23/2013	H*	L, 21-28

HARVARD (24-41-2)

11/12/1904	A	L, 4-28
10/7/1911	A	L, 0-8
10/5/1912	A	L, 0-19
10/18/1913	A	L, 7-47
9/25/1920	A	L, 0-3
10/1/1921	A	L, 0-3
10/8/1922	A	L, 0-20
10/20/1923	A	L, 0-6
10/18/1924	A	L, 6-12
10/17/1925	A	W, 7-6
10/9/1926	A	W, 19-14
10/15/1927	A	L, 6-14
11/17/1928	A	T, 0-0
11/16/1929	A	L, 6-12
11/15/1930	A	W, 27-0
11/14/1931	A	L, 0-7

11/12/1932	A	L, 0-7
10/21/1933	A	W, 10-7
10/20/1934	A	W, 26-6
10/12/1935	A	W, 13-0
10/26/1946	A	L, 6-13
10/18/1947	A	L, 0-7
10/30/1948	A	L, 13-20
10/29/1949	A	L, 14-22
11/4/1950	A	W, 26-7
9/29/1951	A	W, 33-6
9/24/1960	A	L, 6-13
10/13/1962	A	W, 34-20
9/25/1965	A	L, 7-17
9/28/1968	A	L, 20-27
9/27/1969	A	L, 0-13
9/25/1971	A	W, 21-16
9/28/1974	A	L, 14-24
9/27/1975	A	L, 7-18
9/27/1980	A	L, 13-14
9/26/1981	A	W, 33-19
11/6/1982	H	L, 17-24
11/5/1983	A	T, 10-10
9/29/1984	A	W, 24-14
11/9/1985	H	L, 20-28
9/27/1986	A	W, 41-0
11/7/1987	H	W, 41-6
10/1/1988	H	W, 35-20
9/23/1989	A	W, 31-17
9/29/1990	H	W, 35-14
10/5/1991	A	W, 28-13
10/3/1992	H	W, 30-7
10/16/1993	A	L, 25-41
10/1/1994	H	L, 17-27
10/14/1995	A	W, 27-22
10/19/1996	H	L, 25-28
10/18/1997	A	L, 24-52
10/17/1998	A	L, 14-20(ot)
9/25/1999	H	L, 17-25
9/16/2000	A	W, 27-25
9/21/2002	A	L, 23-28
9/20/2003	H	L, 23-43
9/18/2004	A	L, 0-35
9/17/2005	H	L, 21-31
9/16/2006	A	L, 14-31
9/15/2007	H	W, 31-28
9/19/2008	A	L, 24-25
9/19/2009	H	W, 27-20
9/18/2010	A	L, 6-34
9/17/2011	H	W, 30-22
9/28/2012	A	L, 3-52
10/5/2013	H	L, 35-41(3ot)

LAFAYETTE (12-16)

9/20/1986	A*	W, 38-14
9/19/1987	H*	W, 40-11
9/17/1988	A*	L, 20-28
9/16/1989	A*	W, 23-21
10/27/1990	H*	W, 34-3
11/2/1991	H*	W, 48-14

11/7/1992	A*	L, 6-15
11/6/1993	H*	L, 27-52
10/22/1994	A*	L, 9-17
10/21/1995	H*	L, 17-27
11/16/1996	A*	L, 21-28
11/15/1997	H*	L, 23-34
10/31/1998	A*	L, 17-28
9/18/1999	H*	W, 30-12
10/21/2000	A*	L, 13-28
10/20/2001	H*	W, 63-53
11/16/2002	A*	L, 13-42
11/15/2003	H*	L, 13-41
11/13/2004	A*	L, 20-56
11/12/2005	H*	L, 21-41
10/21/2006	A*	W, 38-28
11/10/2007	H*	L, 21-31
11/15/2008	A*	W, 27-26
11/14/2009	H*	W, 28-26
11/13/2010	A*	W, 37-27
11/12/2011	H*	W, 29-24
10/20/2012	A*	L, 13-30
10/26/2013	H*	L, 23-41

LEHIGH (12-16-1)

11/8/1924	H	T, 3-3
9/13/1986	H*	W, 17-14
9/26/1987	A*	W, 63-6
10/15/1988	H*	W, 48-24
11/11/1989	A*	W, 55-16
10/20/1990	H*	W, 34-22
10/26/1991	A*	W, 43-42
10/31/1992	H*	W, 28-25
10/30/1993	A*	L, 10-17
11/12/1994	H*	L, 13-29
11/11/1995	A*	L, 21-51
11/9/1996	H*	L, 10-20
11/8/1997	A*	W, 20-14
10/24/1998	H*	L, 14-24
10/23/1999	A*	L, 8-62
10/28/2000	H*	L, 6-21
10/27/2001	A*	L, 14-47
10/26/2002	H*	L, 12-21
9/6/2003	A*	L, 20-38
10/9/2004	H*	L, 14-42
10/8/2005	A*	W, 13-10
10/28/2006	H*	L, 14-28
10/20/2007	A*	W, 59-10
10/25/2008	H*	W, 35-21
11/7/2009	A*	W, 24-20
11/6/2010	H*	L, 17-34
11/5/2011	A*	L, 7-14
11/3/2012	H*	L, 35-36
11/9/2013	A*	L, 20-34

MORGAN STATE (0-0)

First Meeting

For legend, see page 130.

ALL-TIME LETTERWINNERS

A A A A A A A A A

Abbate, Bob 1968
 Ackermann, Adam 2004
 Acquah, Gary 2014
 Acquah, Kenneth 2016
 Adams, Bill 1972
 Adams, Daniel 2007
 Addesa, Mike 1966
 Ahern, John 1981
 Akande, Gideon 2006
 Alberghini, Tom 1943
 Alebiose, Ashley m2012
 Allard, John 1979
 Allegro, James 1956
 Allen, David 1960
 Allen, John 1961
 Allen, Michael 2007
 Allosso, Dakota 2011
 Aloisi, John 2000
 Alzerini, Al 1930
 Ambrose, John 1931
 Ambrose, Joseph 1933
 Ambrose, Wayne 1969
 Anastasi, Paul 1977
 Anastasio, Peter 2014
 Anderson, Bryan 2006
 Anderson, Mike 1985
 Andreoli, Jim 1988
 Andreoli, John 1982
 Andrews, Bobby 1999
 Andronica, John 1964
 Apfelbaum, Reed 2013
 Araujo, Todd 1994
 Arcand, Richard 1957
 Argillander, Michael 2011
 Arment, Francis x1963
 Armstead, Anthony 1962
 Artim, Tyler 2015
 Ashton, Henry 1993
 Atkins, Dabness 2016
 Auffant, Samuel 2013
 Auth, Chris 1992
 Avery, Leonard 1935

B B B B B B B B B

Bachini, John 1967
 Baiorunos, John 1932
 Baker, Henry 1931
 Balardini, Darren 1997
 Baldwin, Patrick x1901
 Baldwin, William 1903
 Balestracci, Mark 2006
 Ball, Raymond 1948
 Barber, Richard 2016
 Barhydt, Dennis 2004
 Barnett, Dave 1994
 Barraza, Mauricio 1994
 Barrett, James x1910
 Barrett, Pete 1964
 Barry, Pat 1987
 Barry, Tim 1982
 Barry, Tom 1940

Barry, Michael m2014
 Barry, William 1898
 Bartolomeo, Paul 1938
 Barton, Robert 1948
 Bartone, Ron 1987
 Barzilauskas, Fritz x1944
 Bates, Mark 1980
 Batters, Henry 1900
 Bavaro, Anthony 1959
 Bayode, Oluwaseun 2008
 Beardsworth, Kevin 1975
 Beaulieu, Henry 1950
 Beck, Joel 1999
 Becker, Mark 1972
 Beert, Mark x1970
 Beigel, Daniel 1963
 Belanger, Frank 1995
 Bell, Joseph 2014
 Bellerose, William m2012
 Bellomo, Matthew 2012
 Belluche, Dan 1986
 Bennett, Jeff 1990
 Benoit, Charles 1961
 Berardino, Dick 1959
 Bergen, Ed 1932
 Berger, Ben 2000
 Bergin, Stephen 1932
 Bernazzani, Michael 2011
 Berquist, Matt 1997
 Berresford, Blake 2014
 Bessemer, Casey 2013
 Bestpitch, Tom 2000
 Betz, Jarrod 2007
 Bezemes, John 1943
 Bhaya, Matthew 2016
 Bialous, Stan 1960
 Biasotti, Jack 1962
 Bickford, Noah 2001
 Biegel, Dan 1963
 Billman, Brian 2009
 Binder, Charles 1950
 Biocca, Peter 1954
 Birmingham, Pat 1999
 Bishop, Ian 1998
 Blair, George 1954
 Blake, Michael 2002
 Blake, Ray 1967
 Bletzer, Curt 1980
 Blias, Ray 1934
 Blocker, Tyree 1974
 Blue, Dominic 1998
 Bluth, Daniel 2009
 Bocklet, Barry 1961
 Bodanza, Chris 1993
 Bogdan, John 1940
 Bogdanski, John 2004
 Boisture, Dave 1982
 Boland, Dan 1999
 Bolger, Matthew 1973
 Bonner, Maury 1991
 Boratyn, Joseph 1942
 Bordelon, Gary 2004

Botting, Luke 2009
 Bourque, Pat 1969
 Bove, Pete 1929
 Bowes, Jim 1993
 Bowman, Jim 1935
 Boyd, Matthew 2014
 Boyle, Jim 1985
 Boyle, Michael 1950
 Boytano, Charles x1971
 Brackett, Gary 1970
 Bradford, Willie 1990
 Bradley, James 1908
 Bradley, Peter 1902
 Bradley, Rohan 1975
 Brady, Matthew 2010
 Brawley, E.F. 1916
 Brennan, Chris 1915
 Brennan, Joseph 1926
 Brennan, Leo 1942
 Brennan, Philip 1921
 Brennan, Wally 1949
 Bresnahan, Tom 1956
 Brett, Henry 1914
 Brewington, Tavares 2000
 Britt, Edward 1936
 Brock, Jon 2009
 Brogan, Paul 1935
 Brooks 1906
 Brosnan, John 1930
 Broussard, Lastie 1921
 Brower, Bob 1982
 Brown, Daryl 2009
 Brown, Joe 1960
 Brown, Jon 2002
 Browning, Terrence 1996
 Brucato, Charles 1938
 Bruckner, Matt 2005
 Brusio, George 1933
 Bryson, Francis 1951
 Buchanan, Steve 1974
 Buckley, Michael 2003
 Buglione, Dana 2008
 Buird, Brian 2004
 Bullek, Dave 1983
 Buller, Steve 2009
 Bunnan, J. 1925
 Buonopane, Jim 1956
 Burke, Francis 1950
 Burke, Howard x1972
 Burke, John 1903
 Burke, Thomas 1946
 Burke, William 1909
 Burns, Eddie 1937
 Burns, Larry 1974
 Buron, Dan 1984
 Butler, Alfred 1926
 Butler, Cody 2015
 Butler, Thomas 1964
 Buttus, Alfred 1926
 Buzynski, Bernard 1960
 Byers, Joe x1951
 Byrd, Evan 2009

Byron, Terry 1961

C C C C C C C C C C

Cadrin, Leo 1952
 Cahill, Francis 1915
 Cahill, John 1903
 Cahill, Philip x1944
 Cahill, Robert 1953
 Cahill, Ronald 1940
 Cahill, William 1907
 Cain, Joseph 1917
 Calabrese, Coan 2016
 Callahan, Craig 1991
 Callahan, Francis 1908
 Callahan, John 1904
 Callahan, John 1932
 Callahan, Kevin m2013
 Callahan, Robert 1995
 Callahan, William 1898
 Callan, Thomas 1935
 Camara, Francis 2012
 Cameron, Dewayne 2016
 Camey, John 1904
 Camey, John 1907
 Camey, Patrick 1903
 Camocy, John 1914
 Campbell, Anthony 2010
 Campbell, Bill 1977
 Campbell, Charles 1905
 Campbell, James 1905
 Campbell, James 1898
 Campbell, Joseph 1943
 Canini, Joseph 1937
 Cannon, David 2006
 Cannon, Kyle 2012
 Cannon, Mark 1977
 Capon, Bradley 2005
 Capparelli, Charles 1963
 Carey, George 1914
 Carlin, Leo 1985
 Carnicelli, Tom 1930
 Carnicelli, Bill x1933
 Carr, John 1938
 Carr, John 2004
 Carrigan, William 1906
 Carrol, John 1963
 Carrol, Walter 1929
 Carroll, John 1954
 Carroll, Michael m2007
 Carstens, Thomas 1955
 Carson, Alex 2010
 Carton, Charles 1925
 Carullo, John 1960
 Case, William 1922
 Casey, Dick 1955
 Casey, Jack 1951
 Cashen, John 1914
 Catalano, Tony 1983
 Cavaliere, James 1932
 Cavanach, Jim 1957
 Celentano, Lou 1941
 Cepero, Orlando 1994

ALL-TIME LETTERWINNERS

Cerratani, Craig	1979	Connelly, Paul	1981	Cusick, Tom	1961	DiGangi, Paul	x1980
Cerrigone, Giancarlo	2000	Conner, John	1903	Cutting, Henry	1963	Digris, Bernard	1942
Cervini, August	1928	Conners, Edward	1920	D D D D D D D D D		DiLella, Kyle	2009
Chagnon, Charles	x1904	Connors, Pat	1963	D'Agata, Anthony	1969	DiLullo, Peter	1990
Chambers, Joe	2000	Connolly, Kevin	1977	Dahlstrom, Jack	1968	DiMichele, Anthony	2011
Chandler, Monte	1993	Connolly, Mickey	1974	Dahut, Robert	1960	Dinopoulos, Tom	1984
Chapman, Mike	1999	Connolly, Patrick	1949	Daley, Timothy	1917	Diverio, Ralph	1950
Chase, Lee	2006	Connor, George S.L.	1907	Dalrymple, Damian	1999	Dixon, Byron	1988
Chicko, Frank	1987	Connor, George L.	1946	Daly, George	1910	Dixon, Troy	1993
Chieco, Michael	2014	Connors	1898	Daly, John	2014	Dodwell, James	1906
Chieco, Mike	1980	Connors, Frank	1929	Daly, L. Sheldon	1928	Doherty, Brian	1980
Chiangos, Mark	1981	Connors, Maurice	1929	Daly, William	1920	Doherty, John	x1905
Chmielinski, Luke	2011	Conrow, James	2002	Dankert, Peter	1992	Doherty, Mark	1970
Ciaccio, Tom	1992	Conroy, Stephen	1947	Danno, Pat	1966	Dolan, Francois	1916
Cialino, Andrew	2010	Constantini, Joe	1965	Darett, W.	1907	Donahue, Doug	2002
Ciampa, Ryan	2003	Conti, Francis	1909	Darrington, Paul	1940	Donahue, John	1921
Ciccone, Joe	1997	Conway, Robert	x1949	Darrington, Darin	1991	Donnalley, Tom	1951
Cirillo, Mike	x2006	Conway, Walter	1920	Datka, Gordon	1959	Donahue, B.J.	2000
Clancy, Stu	1930	Coogan, Owen	1902	Daughters, Robert	x1937	Donohue, John	1921
Clapton, Colin	1972	Coogan, Owen	1953	Davis, Brandon	2000	Donovan, Eugene	1915
Clark, Bill	1962	Cook, David	1949	Davis, Chris	1995	Dooley, John A.	1996
Clark, Dan	2002	Cook, Edward	1917	Davis, Darran	2006	Dooley, Mike	1986
Clark, Ed	1931	Cook, James	1995	Davis, Paul	1993	Doran, Matt	1999
Clark, Fred	1992	Cooney, Jack	1923	Davitt, James	1913	Dornfried, Robert	2011
Clark, Marco	1989	Cooney, Joseph	1995	Davitt, William	1907	Dorrington, Paul	1941
Clarkin, Craig	1988	Cooney, Michael	1954	Day, Dave	1966	Dougherty, Ed	1937
Claro, Tom	1996	Cooney, Robert	1955	DeAntoni, Chris	1992	Dougherty, Joe	1930
Clement, Thomas	1971	Cooney, Robert	1972	DeChard, William	1951	Dougherty, Vin	1936
Clifford, Walter	x1933	Corales, Brian	2001	DeChirico, Ron	1987	Dovovan, John	1965
Clivio, Andy	1983	Corbett, Gene	1963	Dee, Robert	1955	Dovovan, Robert	1933
Coakley, William	1933	Cordero-Reyes, Hector	2003	Deehan, Mickey	1957	Dovovan, Tim	1990
Cobb, Jim	1981	Corsac, Frank	x1958	Deem, Thomas	1946	Dovovan, Walter	1923
Cobey, William	1903	Costello, John	1951	Dees, Darrell	1991	Dowd, John	1910
Coburn, Ed	1993	Costello, John	1964	Deffley, James	1950	Dowe, Ian	1988
Coddington, Bill	x1989	Costello, Tom	1948	DeFillippo, Gene	1949	Dowling, Ed	1929
Coffaro, Benjamin	2015	Coughlin, Fran	1965	Defino, Robert	1959	Downey, Melvin	1929
Cogan, Arthur	1916	Coughlin, Jim	1976	Degenhardt, Chris	1986	Downing, Tim	1990
Coiller, Gerald	1936	Courtney	1907	Degnan, Bernard	1951	Downs, David	1999
Colarusso, Sandro	1999	Covaliu, Elad	2016	Delaney, Jack	1969	Doxsey, Barrett	1999
Colastano, Rich	1927	Covington, Mark	x1984	Delaney, John	1940	Doyle, Andrew	x1961
Cole, Nicholas	2010	Cowley, Bill	1985	Delaney, Joseph	1939	Doyle, Chuck	1986
Coleman, Edward	1927	Cravedi, Andrew	1995	DelBello, Amleto	1947	Doyle, Kevin	m2011
Coleman, Michael	2002	Crawther, Robert	1904	DeLisle, Gerald	1945	Doyle, Robert	1952
Colgan, Patrick	2001	Cregar, William	1925	Dembowski, Wally	1988	Doyle, Tom	1971
Collar, Ryan	2001	Cresta, Dana	1981	deMontagnac, Len	1992	Doyle, Vincent	1971
Colleary, William	1913	Crimmins, Mike	1969	Dempster, Alex	1996	Draddy, Greg	1993
Collins, Brian	1986	Cromwell, Darin	1992	Derrell, Craig	1993	Drain, Brian	1967
Collins, Charles	1938	Cronin	1905	DeSantis, Michael	2007	Drais, Ward	1929
Collins, William	1912	Crosby, Marc	2007	DeSaulniers, Robert	1970	Drescher, Fritz	1934
Collins, William	1940	Crowley, Jack	1926	Deschenes, Dick	1968	Driscoll, John	x1911
Collins, William	2008	Crowley, William	1925	DeSisto, Joe	1979	Dube, David	x1915
Colucci, Anthony	1932	Crowther, Robert	x1907	Desmarais, Ken	1962	Dubreuil, Jake	2001
Columbo, Peter	1979	Cullen, Gene	1976	DesRoches, Roger	1946	Duckworth, Marcus	1993
Comcowich, William	1926	Culligan, Mike	1991	Detmer, Dave	1984	Duff, Patrick	2003
Comer, John	1948	Cullinan, Brian	2002	Devlin, Mark	x1918	Duffy, Joseph	1959
Conca, Vince	1982	Cullity, John	1952	Devlin, Robert	1946	Duffy, Ted	1998
Coney, LaJuan	1998	Cummings, Gene	x1920	Dewayne, Mike	1971	Dugan, David	2003
Confesor, Ari	2004	Cunnon, Mike	x1967	DiBurro, Jeff	1993	Dugan, John	1965
Conley, Chris	2001	Curley, Robert	1937	Dickerson, Jaffe	1972	Dugan, Luke	2005
Connelly, Brian	1987	Curran, Bob	1974	Dieckelman, Jim	1950	Dugan, Matt	2006
Connelly, Chris	1999	Curran, Ed	1936	DiGangi, John	1948	Duggan, Chris	x1980
Connelly, John	1950	Curran, Joe	1936			Dulligan, James	x1919

ALL-TIME LETTERWINNERS

Dunay, Joe1953
 Dunn, Jamesx1913
 Dunn, Kevin1960
 Dunn, Kevin2006
 Dunne, Bob1968
 Dunneback, Tim2004
 Durand, Richard1949
 Dutton, Dan1994
 Dwyer, Dennis1966
 Dyer, Chuck1974

EEEEEEEEEE

Earle, Tony1996
 Earls, Martin1933
 Eaton, Dick1958
 Eck, Chris1986
 Edger, William2010
 Egan, Walterx1902
 Egirous, Mike1999
 Egle, Jack2000
 Elder, Steven2015
 Eruzione, Vin1984
 Esposito, John1960
 Estep, Tom1988
 Ewald, Larry1980
 Ewen, Jim1955
 Exil, Jefferson2002

FFFFFFFFFF

Faery, Matt1996
 Falite, Mike1990
 Falvey, John1948
 Fanning, Matthew2007
 Farinella, Dave1969
 Farrell, Charlie1968
 Farrell, James1931
 Farrell, Robbie1897
 Farrell, Robert1950
 Farrier, Fred1994
 Fava, Matthew2015
 Favulli, Mike1933
 Fellin, Jack1962
 Feltch, John1952
 Fenerty, Gill1986
 Fenner, Chandler2012
 Fernandez, Julio1989
 Fernandez, Steve1979
 Ferrazzi, John1946
 Ferrel, Matthew2011
 Ferris, Robert1946
 Fess, Michael2014
 Fiatarone, Dana1999
 Fina, Phil1963
 Fink, Robert1964
 Finn, Al1916
 Finn, Bernard1930
 Finn, Frank1914
 Finn, Jack1927
 Finn, John1898
 Finn, Joseph1963
 Finn, Leo1910
 Finneran, John1937
 Finnerty, Dennis1968

Finucane, Michael2007
 Fittipaldo, Ray1995
 Fitzgerald, James1929
 Fitzgerald, John1931
 Fitzgerald, John1942
 Fitzpatrick, Andy1996
 FitzPatrick, David2005
 Fitzpatrick, George1920
 Fitzpatrick, Ray1959
 Fitzsimmons, Bob1977
 Flacke, Robert1955
 Flaherty, Brendan2017
 Flaherty, Harry1984
 Flanagan, James1933
 Flanagan, John1936
 Flanagan, Mike1994
 Flanagan, Philip1936
 Flanders, Kenneth2008
 Flatley, Brian1966
 Flauto, Rich1991
 Flauto, Ron1992
 Fleming, Thomas2009
 Fletch, John1952
 Fleury, Eric2008
 Flynn, William1921
 Foley, Dan1991
 Foley, Francis1904
 Foley, George1952
 Foley, J.1925
 Foley, James1907
 Foley, Mark1953
 Foley, Thomas1966
 Folger, Anthony1994
 Fontana, John1948
 Foote, John1996
 Ford, Ernerst1942
 Ford, John1905
 Ford, Luke2017
 Fox, John1947
 Fox, Steve2004
 Foy, Joe1991
 Frank, John2016
 Fras, Matt1991
 Frasca, Peter1951
 Frawley, Kevin1973
 Frawley, Michael2010
 Freitas, John1960
 French, Alex2000
 Frenette, Dave1977
 Friel, Charles1931
 Fritsch, Joseph1909
 Fucillo, Christopher2010
 Fuller, Jerome1992
 Fumagalli, Doug1976
 Fusaro, Joex1962
 Fusco, Vincent1958

GGGGGGGG

Gagnon, Harold1922
 Galantini, Michael2016
 Galeckas, Bernie1974
 Gallagher, Joe1994

Gallagher, Joseph1932
 Gallagher, Kevin2013
 Gallagher, Mark1991
 Gallo, Paul1952
 Gallogly, Bill1938
 Galloway, Tim1984
 Gambke, Kurtm2010
 Gang, David2009
 Gannon, Ed1930
 Gannon, P.1911
 Gannon, Steve1980
 Garlington, Ernie1990
 Garrity, Francis1931
 Gartland, Robert1918
 Garvey, Francis1923
 Garvey, Kevin1985
 Garvin, Jack1969
 Gass, Terrance2009
 Gavin, Brian2005
 Gavin, David1937
 Gawryszewski, Graham2011
 Gaziano, Francis1941
 Geary, Frank1907
 Geary, James1903
 Gendron, Eric2007
 George, Peter1981
 George, Ron1988
 Gerasmias, Gus1940
 Getzinger, Bill1992
 Gialanella, Ted2005
 Giardi, Dickx1968
 Giardi, Henry1940
 Gibson, J. Emerson1915
 Gibson, Pat1992
 Gibson, Richard1944
 Gilardi, Tom1990
 Gildea, Dennis1922
 Gilligan1906
 Gillis, Michael2003
 Gillman, Nick2005
 Givens, Fred1992
 Glacken, Francis1941
 Gleason, Joseph1953
 Glennon, William1926
 Glor, Taylor2010
 Glowik, Rory2009
 Godere, George1946
 Godlewski, Eric1997
 Goepfrich, William1949
 Goins, Chris1987
 Golden, Dennis1963
 Golden, Dennis1989
 Golden, Kevin2009
 Golembeski, Archie1923
 Gonzales, Jacob2016
 Good, Brenton2009
 Gornell, Jamie1996
 Gorter, John1967
 Gough, Casey2007
 Gough, Philip2014
 Goziano, Frank1940
 Grabowski, James2001

Grady, Jim1991
 Graham, John1937
 Graiser, Douglas2008
 Granato, Frank1956
 Granger, James1972
 Grass, Ed1990
 Gravel, James1965
 Graziano, Anthony1958
 Green Obioma2008
 Green, Steve2002
 Greene, Thomas1959
 Grieco, Glenn1968
 Griffin, Francis1943
 Griffin, Gerald1933
 Griffin, Jeffer1934
 Griffin, Jim1974
 Griffin, Leslie1932
 Grigas, John1943
 Grinna, Brad2006
 Grise, Dick1968
 Grogan, Jim1976
 Grutt, Arthur2002
 Gruber, Sean2006
 Guden, Dan1996
 Guden, Joe1960
 Guerard, Ray1957
 Guifoile, Mike1974
 Guild, Gabriel2017
 Guyette, Alex1961
 Guzewicz, Nick2002

HHHHHHHH

Haag, Bill1973
 Haas, Walter1950
 Hackney, John1986
 Haese, Garyx1972
 Haggerty, James1961
 Hahn, Douglas1973
 Hiadon, Patrick2010
 Hailey, Sean1993
 Haldeman, Jim1977
 Haley, Tom1967
 Haley, William1954
 Hall, Brian2003
 Hall, Kendy2002
 Halliday, Wilbur1949
 Hamel, L.1907
 Hamilton, Jack1955
 Hamilton, Richard1942
 Hamrock, William1944
 Hamus, Bart1933
 Hanifan, Joseph1937
 Hanifan, Robert1923
 Hanley, Matt1992
 Hanne, Mike1979
 Hanrahan, Francis1900
 Hanus, Bart1934
 Hargraves, Robert1963
 Harper, Dan1972
 Harper, Gerry1957
 Harrington, David1994
 Harrington, Joe1954

ALL-TIME LETTERWINNERS

Harrington, Kevin1980
 Harris, Antonio1998
 Harris, David1996
 Harrison, Robert1948
 Harrison, Thomas2008
 Hart, Joe1972
 Hart, Tony1972
 Harvey, Charles1935
 Haskins, Tom1984
 Hassell, Glenn1975
 Hassett1903
 Hauser, Joshua2013
 Hawkes, Tim1969
 Hayes, Edward1959
 Hayes, William1900
 Hazel, Bill1938
 Hazelton, Joe1997
 Healey, Edx1918
 Healey, Henry1926
 Healy, James1959
 Healy, Jim1985
 Healy, William1923
 Hebron, Al1994
 Heffernan, Lee1978
 Heffernan, Mike1953
 Heffernan, Tom1984
 Hegerty1913
 Heilmann, Tom1984
 Henehan, Tom1960
 Hennessey, Martin1899
 Hennessey, Tom1963
 Henry, William1972
 Herlihy, Daniel1935
 Herlihy, Francis2007
 Herman, David2013
 Herrick1898
 Hertz, Andy1991
 Hession, Mike1994
 Hethernan, John1907
 Hettinger, Louis1955
 Hickey, Steve1973
 Hickson, Steve1897
 Higgins, Pat1965
 Higgins, Sean1970
 Higgins, William1920
 Hiller, Johnx1990
 Hilson, Chris2001
 Himmelburg, Ted1931
 Hinckle, Charles1967
 Hiorns, Steve1980
 Histon, William1940
 Hitchmoth, Bill1993
 Hixon1898
 Hobin, James1936
 Hock, Dave1986
 Hodges, Jack1966
 Hodson, Robert1946
 Hoffiman, Bryan1997
 Hogan, Joseph2007
 Hogben, Fred1901
 Hohl, Dale1957
 Hohl, Kenneth1959

Holborn, Dave1964
 Holloran, Jim1964
 Holloway, Michael2009
 Holt, Miles1990
 Hooley, Ron1993
 Hoover, Tom2004
 Hopkins, Brian1998
 Horgan, John1934
 Horl, Larry1984
 Horstmann, Matt1993
 Houghton, Edward2013
 Hourican, Gene1956
 Hourihan, Charles1979
 Hourihan, Mark1979
 Howell, Daryl2014
 Howlett, Jay1980
 Hughes, Tom2004
 Hull, Lee1988
 Hunt, Garrett2006
 Hunt, Steve1978
 Hurley, John1955
 Hurley, Joseph1946
 Hurley, Robert1979
 Husby, Colby2012
 Hussey, Edward1899
 Huston, Spencer1983

I I I I I I I I I I I I I I I I

Iacoi, Lawrence1970
 Infante, Gabe1995
 Ireland, Bob1981
 Issitt, Brian1999
 Iverson, Craig2005

J J J J J J J J J J J J J J J J

Jachowicz, Robert1951
 Jackson, Matthew2010
 Jackson, Wayne1985
 Jameson, Andrew2012
 Janiak, Walter1936
 Jank, Mike1978
 Jansa, Josephx1934
 Jarvis, Charles1935
 Jarvis, Patrick2013
 Jednak, Mike1988
 Jenkins, Eddie1972
 Jenkins, James2002
 Jenkins, Joshua2011
 Joern, Bill1962
 Johnson, Alex2011
 Johnson, Don1983
 Johnson, Justin2010
 Johnson, Parris2015
 Johnson, Phil1980
 Johnson, Stephen1973
 Jolie, Don1954
 Jones, Aaron2010
 Jones, Chris2004
 Jones, David1988
 Jones, George1911
 Jones, Samuel2015
 Jordan, James2014
 Jordan, Mikex1971

Joy, William1912
 Jurgielewicz, Ed1950
 Jutras, Steve1970

K K K K K K K K K K K K K K K K

Kaczmarek, John1986
 Kaminski, Mike1968
 Kane, Doug1971
 Kania, Scott1991
 Karim, Sainx2007
 Karpawich, Tony1928
 Karpawich, Pete1936
 Kasouf, David2003
 Katarincic, Jay1987
 Kauffman, Kevin1991
 Kavanaugh, Brian1967
 Kavanaugh, Mike1997
 Kay, Matt2001
 Keating, John1922
 Keefer, Quinn2007
 Keegan, Sean1989
 Keith, Grant1977
 Kellar, John1941
 Kelleher, Joe1976
 Kelleher, Tom1950
 Kelleher, Tom1988
 Keller, Jacob2014
 Kelley, Augustusx1902
 Kelley, Brian1983
 Kelley, Jerry1976
 Kelley, Richard1946
 Kelley, Thomas1935
 Kelley1899
 Kelliher, Mark2008
 Kelly1897
 Kelly, Donald1933
 Kelly, George1950
 Kelly, Jim1988
 Kelly, John1922
 Kelly, John1940
 Kelly, John1948
 Kelly, Kevin2007
 Kelly, Michael1916
 Kelly, Patrick1905
 Kelly, Rick1981
 Kelly, Thomas1931
 Kelly, Tom1967
 Kelly, William1929
 Kennedy, Arthur1948
 Kennedy, Daniel1912
 Kennedy, Leom2014
 Kennedy, Walter1906
 Kenney, Chris1987
 Kenney, John1900
 Kenney, Thomas1905
 Kenney, Thomas1946
 Kenny, Pat1994
 Kent, Steve1989
 Kern, John1958
 Kernan, Terry1960
 Keville, William1950
 Kidd, Fred1942

Kidd, Rexford1937
 Kielt, Michael2009
 Kiley, Tom1966
 Kimball, Zach2001
 Kimener, Pete1967
 King, George1904
 King, Leo1901
 King, Willx2008
 Kirk, Mark1994
 Kirmser, Earl1966
 Kissell, Vito1949
 Kittredge, Francis1970
 Kittredge, Paul1927
 Kives, Matthew1999
 Klarmon, Walter1932
 Klasoskus, Albin1948
 Klauke, Paul1976
 Kleniewski, Francis1943
 Klofas, John1977
 Knight, Charles1908
 Knight, Leroy2005
 Knight, Web1969
 Knighton, Jeffrey2014
 Kobylinski, Chris2001
 Kobza, Lou1976
 Koch, Cavanaugh2012
 Kochansky, Richard1965
 Kolanda, Kevin1974
 Kollar, Ben2004
 Komodzinski, Ken1960
 Konieczny, Tony1973
 Kordis, Chris1974
 Kosciuk, Marc1991
 Kosich, Joseph2010
 Koster, Robert2011
 Kovath, Chris1992
 Kozerski, Bruce1984
 Kozlowski, Stan1948
 Kraft, Francis1913
 Kranoff, Frank1947
 Krasnick, John1988
 Kreimer, Tim1989
 Kretowicz, Adam1942
 Krol, Tomx1997
 Krusenowski, Kevin1997
 Krzyzek, Dick1968
 Kucharski, Ted1930
 Kurcz, Bob1969
 Kutschke, Ed1986
 Kutschke, Frank1987
 Kuziora, Leonard1937

L L L L L L L L L L L L L L L L

Laboranti, Jeff1998
 LaCamera, Peter1993
 LaFontaine, Val1956
 Lagnan, Joseph1921
 LaGrenade, Justin2006
 Lague, Larry1964
 Laliberte, Bob1990
 Lamb, Gerry1973
 Lamb, Tom1971

ALL-TIME LETTERWINNERS

Lambert, Robert	1948	Loubier, Jesse	2006	Mannix, Thomas	2013	McDermott, Brett	2009
Lamkin, Sean	2010	Lowery, Lawrence	1928	Manoli, Peter	1939	McDermott, Dan	1898
Landers, Jack	1976	Lucas, Chris	1987	Mantel	1933	McDermott, John	1950
Landirgan, James	x1945	Lucey, Dan	1977	MarcAurele, Joe	1973	McDonald, Fred	1969
Lane, Matt	2006	Luciano, Ecio	1937	Marcellino, James	1965	McDonald, Tom	1993
Lane, Rick	1988	Lucido, Joe	1960	Marcellino, William	1965	McDonnell, Mike	1978
Lang, William	2013	Luker, Adam	2005	Marcucio, Brian	1984	McDonnell, Tim	2005
Langelier, Nathan	2009	Lyle, Dave	x1976	Mariano, Randy	1992	McDonough	1906
Larkin, Timothy	1905	Lynch, Brian	m2007	Marina, Glenn	1985	McDonough, Matt	1900
Larose, Troy	2001	Lynch, Carlin	1956	Marks, James	x1930	McElaney, Mike	2002
Larsen, Nick	2004	Lynch, Charles	1970	Marr, Steve	1976	McGarry, Malachy	1941
LaTanzi, Arigo	1939	Lynch, Edward	1906	Marte, Cindy	m2014	McGilvery, Ed	1971
Laugeni, Greg	1986	Lynch, J.	1926	Martin, Adam	2004	McGinn, Ryan	2012
Laughlin, Ryan	2015	Lynch, James	1972	Martin, Andy	1988	McGonagle, Mike	1974
Lavalette, Jack	1991	Lynch, John	1927	Martin, Craig	2012	McGonigle, Steve	1987
Lavery, Earl	1954	Lynch, John	1932	Martin, Matt	1984	McGovern, Bill	1985
Lavey, John	1954	Lynch, Michael	1972	Martin, Peter	2002	McGovern, Jack	1980
Lawlor, James	1911	Lynch, Raymond	1918	Martinez, Steven	2016	McGovern, Rob	1989
Lawlor, John	1911	Lynch, Thomas	1941	Maruca, Chris	1990	McGrath, John	1914
Lawlor, Michael	1902	Lyons, Paul	1981	Massa, Gordon	1957	McGrath, Richard	1923
Lawson, Bob	1968	M M M M M M M M		Massa, Mark	1977	McGuire	1933
Lawson, Robert	1944	MacDonald, John	1904	Massey, Paul	1937	McGuire, Ryan	2008
Leatherman, Jachin	2010	MacDonald, Nicholas	2010	Massucco, Mel	1952	McHugh, Peter	x1900
Lebling, Tom	1917	MacDougald, James	1951	Masterson, Robert	1953	McIntyre, Al	1952
Lee, Barney	1916	MacDougall, Scott	2005	Matasavage, Frank	1977	McKone, William	1943
Lee, Jim	1968	Macomber, John	2014	Matasavage, Paul	1981	McLaughlin, James	2011
Lehman, Mike	1973	Macys, Broni	1944	Matheny, Donald	x2010	McLaughlin, Joe	1990
Leidich, Greg	1993	Madarano, Gene	1960	Matrango, Frank	1952	McLean, Bob	1976
LeMay, Joe	1981	Madden, Bill	1958	Mattana, Ron	1963	McMahon, Harry	1926
LeMay, Louis	1950	Maglio, Angelo	1948	Mattiace, Frank	1983	McMahon, Joseph	1924
Lemieux, Donald	2011	Maguire, Mike	1966	Maurano, Peter	1943	McManaway, Ryan	2007
Lemire, Henry	1954	Mahaney, Hilary	1925	Mauthe, Brian	2011	McManus, Charles	1905
Lemire, Matt	2007	Mahaney, John	1929	Mautner, Robert	1938	McManus, Paul	m1959
Lenmer, Clayton	2002	Maher, Jack	1985	McAfee, Joe	1947	McMillan, Herbert	2007
Lentz, Jack	1967	Maher, Justin	2008	McCabe	1902	McMurtry, Sandy	1985
Lenzini, Joel	1902	Maher, Ryan	2008	McCabe, Clinton	2012	McNally, John	1982
Leo, Sam	1995	Maher, James	1896	McCabe, Dennis	1899	McNamara, Ed	1943
Leonard, Jack	1970	Mahon, James	1970	McCabe, Jerry	1987	McNulty, Dan	1979
Lewandowsky, Vic	1970	Mahoney	1906	McCabe, Michael	2011	McOsker, Thomas	1979
Lewis, Aaron	2015	Mahoney, Bob	1968	McCabe, Scott	1994	McQuade	1897
Lewis, Michael	x1990	Mahoney, Charles	1911	McCabe, Thomas	1915	McQuaide, John	1900
Lewis, Steve	1977	Mahoney, Dan	x1912	McCall, Charles	2012	McSharry, Brian	2008
Lewis, Tim	1975	Mahoney, Steve	x1912	McCann, John	1935	McTique, John	1900
Librizzi, Max	2014	Mahue, Ron	1964	McCann, Thomas	1952	Meader, Jeff	1994
Liggins, Quentin	2010	Maiberger, Donald	1963	McCarthy, Ed	1952	Meagher, Fran	1973
Lilly, Ed	1962	Malinowski, Bruno	1941	McCarthy, Gene	1903	Meduski, Richard	1967
Lilly, Joe	1966	Maliska, Jack	2013	McCarthy, John J.	1998	Mee, John	1965
Liljedahl, James	2001	Malone, John	1966	McCarthy, John G.	2000	Meegan, Joseph	1932
Lilore, Ralph	1968	Malone, Kevin	1962	McCarthy, Pat Sr.	1963	Meehan, Michael	1933
Linehan, George	1900	Malone, Terry	1983	McCarthy, Pat Jr.	1986	Meehan, Pete	1966
Linnane, Joseph	1898	Malone, Tony	1959	McCarthy, William	2007	Melink, Tony	1985
Linnehan	1897	Maloney, Chip	1966	McCarvill, Jim	1965	Meloney, John	1940
Lingua, Peter	1936	Maloney, Francis	1919	McClinchie, Mark	1996	Melton, Chinua	2003
Lizotte, James	2013	Maloney, Fred	1907	McClowery, Jim	1973	Mendoza, Emanuel	2014
Lobb, Edward	2005	Maloney, Mark	2005	McCooey, Bob	1952	Menke, Chuck	1975
Lockbaum, Gordon	1988	Maloy, Charles	1953	McCool, John	1931	Mercer, Walter	1902
Lockey, David	2000	Maney, Pat	1964	McCoy, Robert	x1929	Mercurio, Nicholas	2013
Lodde, Scott	1972	Maney, Paul	1937	McCroohan, John	1907	Metcalf, Greg	1977
Lombardo, Joe	2005	Manfreda, Tony	1930	McCue	1898	Metivier, Wilfred	1915
Lonergan, James	1926	Manganiello, Carmen	1951	McCulloch, James	1920	Meyer, David	x2002
Long, Richard	1957	Manna, Vin	1956	McCusker	1898	Michaud, Matt	1981
Longo, Peter	1984			McDaniel, Therman	1994	Michel, Bill	1985

ALL-TIME LETTERWINNERS

Miglin, Walter1940
 Mihalik, Herb1978
 Mikelonis, Anthony2005
 Mikelski, Mikex1929
 Mikutovicz, Joe1952
 Milanette, Rob1994
 Miller, Jim1988
 Miller, Joseph1928
 Miller, Mike2002
 Millett, Chester1953
 Millett, Craig1986
 Millett, John1984
 Millihier, J.J.1916
 Mills, Bill1944
 Milton, Traex2001
 Mistretta, Gerald2013
 Mirante, Art1965
 Mitchell, Dave1988
 Mitchell, David2005
 Mitchell, John1920
 Mizzoni, Andrew2015
 Mohammed, Ken1995
 Monaco, Ray1941
 Monahan, Dan1999
 Monahan, Francis1900
 Monahan, J.M.1899
 Moncevicz, Bill1970
 Moncewicz, Hipolit1937
 Monohan, James1912
 Monty, Mark1972
 Moody, Scott1994
 Mooney, Terry1966
 Moore, Joseph1959
 Moran, Gene1948
 Moran, James1935
 Moran, Tim2000
 Morandos, Tony1935
 Morasky, Ted1946
 Morgan, Marcus2011
 Morgan, Matt1992
 Morgan, Mike1988
 Morosky, Ryan2007
 Morris, Bill1967
 Morris, Bradley2005
 Morris, Garrett1993
 Morris, Jon1964
 Morris, Nicholas1936
 Morrison1899
 Morrissey, Ed1915
 Morrissey, Joe1976
 Morse, Josh2000
 Morton, Bob1978
 Mowatt, Mark1971
 Moynihan, Jackie1961
 Mulchay, Kevin1942
 Muldoon, Peter1985
 Mullaney, Brian1995
 Mullen, Chuck1978
 Mullen, Walter1915
 Mulligan, Dick1985
 Mulligan, Mark1961
 Mulvey, John1934

Murnane, Mike1980
 Murphy1919
 Murphy, Basil1916
 Murphy, Danielx1906
 Murphy, Dave1982
 Murphy, David1990
 Murphy, Ed1970
 Murphy, Edmund1943
 Murphy, James1950
 Murphy, John1901
 Murphy, John1904
 Murphy, John1931
 Murphy, John1953
 Murphy, John W.1929
 Murphy, Joseph1936
 Murphy, Joseph1957
 Murphy, Kevin1985
 Murphy, Richard1952
 Murphy, Richard1955
 Murphy, Richard1962
 Murphy, Robert1964
 Murphy, Steve1944
 Murphy, Thomas1954
 Murphy, William1898
 Murray, F. M.1944
 Murray, Jerome2015
 Murray, Martin1933
 Murray, Matthew1932
 Mushaweh, Kyle2009
 Myers, John1998
 Myrick, John2010

N N N N N N N N N N

Naedele, Robert2000
 Nahigian, Alex1942
 Nangle, Crocky1980
 Nasser, Matt1992
 Natowich, Andy1943
 Naughton, Harry1906
 Nawn, Jim1987
 Nawrocki, Andy2005
 Nawrocki, Brian2000
 Nealon, Francis1957
 Nealon, Jack1982
 Neary, Bob1969
 Neary, Joe1974
 Neilson, Dave1985
 Neitzel, J.T.2004
 Nelson, James1996
 Nelthorpe, Kyle2007
 Nelthorpe, Nick2005
 Nesbit, Wayne2010
 Nester, Joseph1945
 Neumann, Ryan2015
 Ney, Ed1954
 Nichol, Chris1995
 Nicholson, Art1946
 Nield, Tim1985
 Nielsen, Chris2007
 Nielsen, Paul2010
 Nieman, A.J.1989
 Nikolaisen, Lucas2017

Niland, William1922
 Nims, Joshua2010
 Nissi, Thomas1965
 Noble, Bob1966
 Nolan, Daniel2008
 Nolan, Phil1948
 Nolan, Richard1950
 Noonan, Edward1946
 Noonan, James1901
 Noone, Williamx1905
 Noriscat, Luciem2007
 Norton, Patrick1927
 Nosek, Stan1937
 Nugent, Katiem2010
 Nugent, Tyler2006

O O O O O O O O O O

O'Boyle, Jamesx1906
 O'Brien, Bob1935
 O'Brien, Dan1977
 O'Brien, James1914
 O'Brien, Joe1953
 O'Brien, Johnm1918
 O'Brien, Kevin1997
 O'Brien, Pat1985
 O'Brien, Richard1960
 O'Brien, William1960
 O'Byrne, Rod1958
 O'Connell, Ed1931
 O'Connell, Patrick2013
 O'Connell, Phil1932
 O'Connell, Robert1928
 O'Conner, George1907
 O'Connor, James1958
 O'Connor, John1917
 O'Connor, John1935
 O'Connor, Joe1930
 O'Connor, Tom1935
 O'Connor, Tomx1904
 O'Connor1924
 O'Conor, Dan1990
 Oden, Eric1983
 O'Donnell, Cleo1907
 O'Donnell, Doug1983
 O'Donnell, Ed1904
 O'Donnell, John1937
 O'Donnell, Matt1995
 O'Donnell, Warrenx1956
 O'Donoghue, Scott2014
 O'Donovan, Al1966
 O'Dwyer, Michael2015
 O'Gara, Jim1988
 O'Hara, Tim2005
 Ohimor, Mudiaga2011
 O'Keefe, Richard1948
 Oldiges, Eric2012
 O'Leary, Gerald1955
 Oliver, Dale2000
 Oliveri, Jerome1951
 Olson, George1973
 Olson, Mason2009
 O'Melia, Edward1938

O'Neil, Daniel1905
 O'Neil, John1925
 O'Neil, John2006
 O'Neil, Mikem1968
 O'Neil, Phil1969
 O'Neill, Henry1899
 Oquendo, Chris2000
 O'Reilly, J.J.1899
 O'Reilly1900
 O'Reilly, Patrick1899
 O'Reily, Bob1940
 Orellano, Roberto1973
 O'Rourke, Dan1969
 O'Rourke, James1904
 O'Rourke, Stephan1908
 Orr, Dave1982
 Orth, Robert1974
 Osei-Boaten, Kwabena2016
 O'Shei, Ross1986
 Osier, Kenneth1972
 Osmanski, Joe1941
 Osmanski, Bill1939
 Ostergren, Fred1914
 O'Sullivan, John1970
 O'Sullivan, William1901
 Otis, Richard2012
 O'Toole, George1898
 O'Toole, John1906
 O'Toole, Joseph1906
 Ouellette, Henry1939

P P P P P P P P P P

Pacunas, Charle1960
 Page, Corbin2012
 Pallotti, Francis1908
 Palmer, Anthony1950
 Palmer, Mikex1976
 Paluska, Tom1992
 Pannella, Louisx1961
 Panneton, John1989
 Paraskis, Charles1939
 Parisi, Anthony1954
 Parker, Fran1948
 Partain, Matthew2009
 Partridge, Henry1964
 Pascale, Matt2001
 Patelis, Thanos1985
 Patton, Tom1986
 Pearson, Bill1982
 Peattie, Joseph1959
 Pecora, Anthony2000
 Pedlow, Rob1990
 Pedretty, Kyle2013
 Pedro, Randy1989
 Pelletier, Rich1973
 Pelletier, Roger1968
 Pendergast, Jim1979
 Penny, Bob1969
 Perini, David1959
 Perkins, Demetrick2008
 Persechino, Scott1984
 Petrella, Al1944

ALL-TIME LETTERWINNERS

Petrosino, Robert 2010
 Petroski, William 1950
 Petry, David x1909
 Pfoertner, Al 1958
 Phelan, Richard 1929
 Phelps, Jack 1989
 Picarski, Paul 1975
 Pickett, John 1913
 Piepul, Robert 1970
 Pietrick, Doug 1983
 Pignio, Anthony 1995
 Pinard, John Markus 2007
 Pines, Sarah m2014
 Pizzotti, Mike 1977
 Player, Russell 1993
 Policastro, Joseph 1964
 Polichino, Samuel 1971
 Ponsetto, Jim 1985
 Poole, Christopher 2009
 Porter, Rob 1984
 Poscavage 1925
 Potenza, Joseph 1943
 Potolicchio, Blake 2007
 Povah, John 1919
 Powell, John 1993
 Powers, Brian x1971
 Powers, Joseph x1901
 Pragalz, Bill 2004
 Prestegaard, Rich 1991
 Prior, Larry 1976
 Promuto, Vin 1960
 Provost, John 1975
 Pujals, Peter 2017
 Puloka, David 2001
 Pyne, George 1931

Q Q Q Q Q Q Q Q Q
 Quay, Patrick 2001
 Quehl, Dave 1976
 Quigley, Edward 1920
 Quinlan, Gary 1984
 Quinlan, Peter 1984
 Quinn, Francis 1915
 Quinn, James x1904
 Quinn, John 1943
 Quinn, Mike 1968
 Quintanar, Diego 2015

R R R R R R R R R
 Raber, Brad 2000
 Rafferty, Ward m1965
 Rainone, Bob 1957
 Rains, Jay 1978
 Randolph, Dominic 2009
 Ranieri, Samuel 2016
 Raquet, Steve 1984
 Ratto, Charles 1957
 Ray, Michael 1926
 Raymond, Kalif 2016
 Raymondi, Dan 1969
 Reader, Jack 1950
 Ready, Edward 1970
 Reardon, John 1940

Reardon, Ted 2002
 Redding, Mike 1983
 Reed, John 1904
 Reed, Pat 1994
 Rega, Mike 1982
 Regan, Brian 1996
 Regan, Charles 1903
 Regan, Kevin 2011
 Reid 1903
 Reid, Edward 1926
 Reilly, Dan 1982
 Reilly, James 1949
 Reily, Thomas 1896
 Reiss, Charles 1934
 Reks, Elmars x1982
 Relihan, Justin 1997
 Renz, Hilary 1939
 Repshis, Joe 1999
 Restrepo, Patrick 2015
 Reynolds, James m2009
 Rhodes, James 1961
 Riccardi, Andrew 1935
 Rice, Frederick 1902
 Richards, Wayne x1975
 Richer, Ray 1933
 Riepe, David 1996
 Riley, Joe 1992
 Riley, Ralph 1990
 Riley, William 1905
 Rimkus, Victor 1953
 Ringel, Jack 1958
 Riopel, Albert 1924
 Riopel, Dan 1933
 Rittershaus, Bill 1937
 Robbins, Kyle 2015
 Robbins, Nate 2001
 Roberson, Toussiant 1995
 Roberts, Garrett 2006
 Roberts, Thomas 1957
 Roberts, Walter 1948
 Rocchio, Tony 1980
 Roche, Henry 1909
 Roche, John 1908
 Rock, Tom 1974
 Rodriguez, Marcus 2010
 Roehr, Harry 1907
 Rogers, Kenneth 2003
 Rogers, Sedrick 1998
 Rolfert, Ryan 1903
 Roman, Mark 1992
 Romer, Bill 1986
 Roncarati, Bob 1981
 Rosmarino, Robert x1956
 Rovinski, Tony 1933
 Rudderhaus 1907
 Ruddy, Hugh 1902
 Rudy, Scott 1987
 Ruffin, Joshua 2005
 Ruoti, Anthony 2011
 Ryan, Bill 1936
 Ryan, Blondy 1930
 Ryan, Clarence x1929

Ryan, James 1933
 Ryan, John 1937
 Ryan, Joseph 1901
 Ryan, Mike 1999
 Ryan, Patrick 1953
 Ryan, T. 1924
 Ryan, Timothy 1922

S S S S S S S S S S
 Saba, Francis 1942
 Sadowski, Adam 2008
 Saghy, Mike 1989
 Sampson, Eric 1994
 Sanchez, Rob 1997
 SanDoval, Roman 2013
 Santana, Freddie 2011
 Santaniello, Tony 1958
 Santen, Vernon 1932
 Sarno, Carl 1938
 Sartorelli, William 1943
 Saunders, Joe 2000
 Savage, Mike 1988
 Sawyer, Jack 1996
 Scanlan, Mike 1955
 Scanlon, Thomas 1906
 Schaad, Josh 1991
 Schara, Marty 1962
 Scheid, Aloysius 1910
 Scherm, Gerard 1942
 Schiano, P.J. 2001
 Schiller, Eugene 1954
 Schlageter, Tom 1972
 Schmerge, Peter x1967
 Schneider, Alexander 2012
 Schnieber, Ryan 2015
 Schoepfer, Andrew 2007
 Scholten, Eric 1998
 Schroder, John 1983
 Schultz, Karl 1992
 Schuster, Steve 2000
 Schwarb, Roger 2003
 Scondras, James 1943
 Scopetski, Paul 1969
 Scott, Irvin 2014
 Scott, J.T. 1995
 Scott, Jim m1980
 Sczylvian, Steve 1976
 Seger, Dave 2004
 Segreti, Joe 1991
 Senat, Tatiana m2012
 Sessoms, George 2014
 Sewell, Robert 1998
 Sexton, William 1965
 Seyda, John 1953
 Shanahan, Henry 1930
 Shannahan, Ed 1898
 Shapley, Jay 1954
 Sharp, Keith 1998
 Shaw, Ty 2009
 Shaw, Vernell 2002
 Shay, John 1908
 Shea, Chris 1966

Shea, George m1969
 Sheehan, Dave 1954
 Sheridan, Mark 1974
 Sheridan, Walter 1950
 Sherwood, Andrew 2009
 Shields, Bill 1937
 Shields, John 1900
 Shimshock, Dave 1985
 Shine 1899
 Shumilla, Rick 1990
 Siaki, Sammy 2002
 Sichel, Adam 1931
 Sicuranza, Bernard 1946
 Sielawa, Leon 1979
 Sienkiewicz, Tony 1935
 Sierra, Shawn 1993
 Silinski, Rob 1985
 Silva, Steve 2005
 Silver, Logan 2015
 Silvio, Bill 2002
 Simendinger, Ken 1924
 Simons, Andrew 2003
 Simpson, Courtney x1946
 Simpson, Grey 1998
 Sinkhorn, Luke 2001
 Skelly, Thomas 1904
 Skinner, Richard 1961
 Sleeper, Josh 2002
 Sliney, Ronald 1948
 Smiley, Mark 1987
 Smith 1896
 Smith 1924
 Smith, Christopher 2009
 Smith, Greg 1967
 Smith, James 1909
 Smith, Jeff 1982
 Smith, John 1911
 Smith, Jonathan 2014
 Smith, Kyle 2011
 Smith, Leroy 1977
 Smith, Mike 1979
 Smith, Patrick 1995
 Smith, Ryan 2016
 Smith, Thomas 1946
 Smith, Tom 1989
 Smithers, William 1957
 Snyder, Albert 1963
 Sobleski, Connie 1933
 Sobleski, Constantine 1933
 Sockalexis, Louis x1897
 Soivilien, Nick 2002
 Solomon, Neil 1980
 Souder, Calvin 2002
 Southard, Steve 1987
 Spagnolo, Steve 2001
 Spinelli, Gene 1948
 Splaine, Shannon 1995
 Spring, Jim 1903
 Stachowski, Bill 1972
 Stagnone, Joseph 1959
 Stahl, Rick 1992
 Stankard, Thomas 1904

ALL-TIME LETTERWINNERS

Stanley, Nathaniel	2014
Stapp, Brion	1998
Starzynski, Tony	1952
Staszewski, Jim	1972
Staunton, Liam	2002
Stecchi, David	1959
Stephans, John	1956
Stephenson, Charles	1946
Stetter, William	1950
Stewart, Erreick	2003
Stewart, Ryan	2009
Stoy, Mark	1989
Stration, Stefan	1991
Stratton, Peter	1970
Streeter, David	1997
Stringer, Mike	1964
Strojny, Ted	x1949
Stromski, Edward	1955
Strumski, Walter	1956
Struzziero, Ralph	1966
Subotich, Rob.	1997
Sullivan, Brendan	1986
Sullivan, Chris	1990
Sullivan, James	1900
Sullivan, Jim	1935
Sullivan, John	1907
Sullivan, John	1912
Sullivan, John	1952
Sullivan, K.C.	2000
Sullivan, Mark	1937
Sullivan, Patrick	2005
Sullivan, Pete	1975
Sullivan, Ray	1949
Sullivan, Robert	1948
Sullivan, Rory	2011
Sullivan, Ross	2002
Sullivan, Thomas	1942
Sullivan, William	1945
Sullivan, William	1899
Summers, Chris	1994
Surette, Richard	1958
Sweeney, Dick	1952
Sweeney, Edward	1910
Sweeney, Jack	1943
Sweeney, Mike	1997
Sweeney, Patrick	1930
Sweet, Kimberly	m2009
Swiacki, Bill	1943
Seigert, Clay	2012
Szelagowski, Kevin	1999
T T T T T T T T T T	
Taggart, Ryan	2012
Tara, Charles	1965
Taracevicz, Bernard	1956
Tassinari, Ugo	1938
Taylor, Shane	2015
Teague, Francis	1939
Tearson, Paul	2011
Tebben, John	1970
Tenekedes, Nick	2005
Terry, Dick	1966

Thiel, Tom	x1992
Thomas, James	2012
Thompson, Antonio	2000
Thompson, Maddy	1950
Thompson, David	2002
Thompson, Travis	2002
Thornton, Rick	1974
Thornton, Wayne	1982
Tierney, Brandt	2010
Tierney, Ed	1932
Tierney, Matthew	1930
Tighe, Mike	1991
Timilty, Greg	1997
Timperio, John	1962
Titus, George	1944
Titus, Si	1940
Tobin, Charles	1907
Tobin, James	1912
Toland, Paul	1958
Tolzien, Mark	2012
Toohig, William	1900
Tortorella, Robert	1958
Toth, Mike	x1975
Totten, Brad	1984
Toulouse, Kyle	2013
Townsend, Perry	2011
Travis, James	1917
Trietley, Gerry	1989
Triggs, Daniel	1909
Trimbach, John	1977
Trivers, Randy	1995
Traupman, Frank	2001
Trodden, Kyle	2005
Troy, Leo	1949
Tubman, Robert	1961
Tucker, Michael	2014
Turco, John	1952
Turenne, Rob	1993
Turkovich, Bob	2006
Turner, James	1940
Turner, John	2016
Turner, Robert	1945
Turrin, Armand	1958
Tutino, Joseph	m2012
Twitchell, Tom	x1919
Tyburczy, Phil	1997
Tyksuiski, Ed	1941
Tyne, Barry	1963
Tyrrell, Chad	1994
U U U U U U U U U U	
Uliano, Joe	2002
Ullman, Chase	2015
Unger, Robert	2003
V V V V V V V V V V	
Vaas, Peter	1974
Vachon, Louis	x1929
Vaughn, Chad	1997
Veague, Robert	x1973
Vella, Chris	2004
Verdugo, Adam	2006
Verrette, Glenn	1980

Versocki, Tom	1966
Vesprani, John	1987
Vetrano, Pat	1964
Vincent, Corey	1992
Vinton, Chris	1996
Visalli, Dan	2001
Visconti, Frank	1994
Vita, Frank	1959
Vogel, Thomas	1914
Vogel, Henry	1980
Vogt, James	1954
Volk, Walter	1915
Vollman, Mark	1977
VonAlmen, Erich	1997
Von Ohlen, Jack	1973
Vrionis, John	1968
W W W W W W W W	
Wachter, Erik	2013
Wadsworth, Terry	m1960
Walewski, Walter	1940
Walker, David	x1996
Walker, John	1971
Wallace, Richard	1950
Wallington, Arthur	1922
Wallis, James	x1928
Walmsley, Tom	1970
Walsh, Arthur	1897
Walsh, Edward	1919
Walsh, Edward	1953
Walsh, Mike	1993
Walwyn, Bryan	2009
Walz, J.R.	1999
Ward, Mark	1986
Ward, Richard	1923
Warren, Fran	1984
Warth, Matt	1993
Washington, Viv	1990
Waterhouse, Schuyler	2013
Waters, Terry	1981
Watson, Kevin	2012
Weaver, Lawrence	1985
Weaver, Ray	1967
Webb, Keith	1991
Weber, Brandon	1997
Weiss, Stanley	1930
Westfield, John	1963
Whalen, Jack	1962
Whalen, Jim	1974
Whalen, Joseph	1912
Wheaton, John	1964
Wheeler, Gerry	1962
Whelan, Jack	1948
Whelan, Jack	1938
White, Joseph	x1904
White, Michael	2014
Whited, Sean	2012
Wieczorek, Jacob	2017
Wikander, Scott	x1994
Wiley, Howard	1937
Wiley, Jeff	1989
Wilkerson, Mike	1999

Williams, Bryon	1999
Williams, Ralph	1969
Williams, Robert	1965
Willis, Reggie	1994
Wilson, Joe	1973
Wise, Ray	1940
Wise, Scott	2011
Wise, William	1927
Wizbicki, Alex	1947
Wolewski, Walter	1938
Woods, Aaron	2001
Woods, Reginald	2014
Wosilewski, Chester	1942
Wright, Bill	1978
Wright, Michael A.	2010
Wright, Michael F.	2012
Wynn, Kevin	1995
Y Y Y Y Y Y Y Y Y Y	
Yoblonski, Joe	1936
Yoblonski, Chuck	1941
Young, Bill	1987
Young, George	1923
Young, Kyle	2017
Z Z Z Z Z Z Z Z Z Z	
Zakrzewski, John	2016
Zaniol, Bruce	2000
Zapatka, Mark	1987
Zelinski, Don	1985
Zeno, Joseph	1942
Zeoli, Tyler	2014
Zimmerman, Gerard	1918
Zimirowski, Mike	1997
Zinkiewicz, Mike	1952
Zitnik, Andrew	2014
Zolkos, Norman	1953
Zuaro, Vincent	1948
Zufall, John	1993
Zyntell, Ignatius	1931
Zyntell, James	1933
Zywiec, Mike	1975

Players are listed by graduation year. An 'x' designation indicates the year the player would have graduated. An 'm' designates managers.

ALL-TIME RESULTS

1896 (2-2-2)

Coach: A.C.N. Peterson

Capt: John J. Finn

10/17	Worcester Tech	H1	L, 0-10
10/25	Boston University	H2	T, 0-0
11/1	Newton A.C.	H2	T, 0-0
11/7	Boston College	H2	L, 2-6
11/14	Boston College	A	W, 6-4
11/27	Worcester Academy	H2	W, 14-0

1897 (4-3-1)

Coach: A.C.N. Peterson

Capt: E.F. Shanahan

9/25	Massachusetts	A	W, 4-0
10/2	Gardner A.C.	A	L, 0-6
10/9	Amherst	A	T, 6-6
10/16	Worcester Academy	H2	W, 18-0
10/23	Boston College	H2	W, 10-4
10/30	Worcester Tech	H3	W, 6-0
11/3	M.I.T.	A	L, 6-8
11/25	Boston College	A	L, 0-12

1898 (5-4-1)

Coach: John J. Corbett / Maurice Connor

Capt: M.J. McDonough

9/24	Massachusetts	A	W, 23-0
10/1	Brown	A	L, 0-19
10/9	Gardner A.C.	H2	W, 6-1
10/12	Wesleyan	A	L, 0-12
10/22	Andover	A	L, 0-6
10/29	Worcester Tech	H3	W, 45-6
11/1	Tufts	H2	W, 12-0
11/5	Boston College	H2	T, 0-0
11/12	Vermont	H2	W, 17-5
11/24	Boston College	A	L, 0-11

1899 (5-5)

Coach: Maurice Connor

Capt: John Kenney

9/23	Massachusetts	H2	W, 11-0
9/30	Brown	H2	L, 0-19
10/7	Trinity	H3	W, 39-0
10/14	Worcester Tech	H3	W, 23-0
10/18	Williams	A	L, 5-23
10/28	Fitchburg Y.M.C.L.	A	W, 12-0
11/4	Tufts	H3	L, 0-6
11/11	Wesleyan	A	L, 0-16
11/25	Vermont	H2	W, 45-0
11/30	Boston College	A	L, 0-17

1900 (5-3-1)

Coach: Maurice Connor

Capt: W.C.T. O'Sullivan

9/22	Massachusetts	H2	W, 6-0
9/29	Worcester Tech	H3	W, 5-0
10/6	Brown	A	L, 0-18
10/13	Wesleyan	A	L, 5-11
10/20	Andover	A	T, 0-0
10/27	Colby	H3	W, 6-5
11/3	Worcester Academy	H3	W, 17-0
11/17	M.I.T.	H3	W, 16-0
11/24	Tufts	A	L, 0-27

1901 (7-1-1)

Coach: Maurice Connor

Capt: Michael J. Lawlor

9/28	Massachusetts	H2	L, 0-17
10/9	M.I.T.	A	W, 15-0
10/12	Worcester Tech	H3	W, 14-5
10/19	Tufts	H2	W, 12-5
10/26	Brown	A	T, 6-6
11/2	Andover	A	W, 37-5
11/9	Boston College	H2	W, 11-0
11/16	Pittsfield A.C.	A	W, 14-0
11/23	Tufts	H2	W, 17-5

1902 (6-2-1)

Coach: Maurice Connor

Capt: William Baldwin

9/27	Massachusetts	H2	T, 0-0
10/4	Worcester Tech	A	W, 10-0
10/15	Amherst	A	L, 5-29
10/18	Worcester Tech	H3	W, 11-0
10/25	Vermont	H2	W, 11-5
11/1	Pittsfield A.C.	A	W, 2-0
11/8	Fordham	A	W, 17-0
11/15	Tufts	A	L, 5-11
11/22	Boston College	A	W, 22-0

1903 (8-2)

Coach: Frank Cavanaugh

Capt: Tom Stankard

9/26	Massachusetts	H	W, 6-0
10/3	Dartmouth	A	L, 0-18
10/10	Wesleyan	A	W, 11-5
10/14	Yale	A	L, 10-36
10/24	Tufts	H	W, 6-5
10/31	Amherst	H	W, 36-0
11/7	Springfield	H	W, 27-5
11/14	Maine	A	W, 5-0
11/21	Worcester Tech	H	W, 41-0
11/26	Tufts	A	W, 32-0

1904 (2-5-2)

Coach: Frank Cavanaugh

Capt: Timothy Larkin

9/28	Massachusetts	H	T, 0-0
10/1	Bates	A	T, 0-0
10/5	Yale	A	L, 0-23
10/15	Tufts	H	W, 34-0
10/22	Dartmouth	H	L, 4-18
10/29	Georgetown	N4	L, 4-17
11/5	Amherst	A	L, 6-40
11/12	Harvard	A	L, 4-28
11/24	Springfield	H	W, 12-9

1905 (6-3)

Coach: Frank Cavanaugh

Capt: George S.L. Connor

9/23	Massachusetts	H	W, 17-0
10/7	Dartmouth	A	L, 6-16
10/14	Yale	A	L, 0-29
10/21	Worcester Tech	H	W, 12-6
10/28	Springfield	A	W, 32-0
11/4	Amherst	H	W, 9-0
11/11	Syracuse	A	L, 4-15
11/18	Tufts	H	W, 12-2
11/20	Fordham	A	W, 27-5

1906 (4-3-1)

Coach: George W. King

Capt: George S.L. Connor

9/29	Massachusetts	H	W, 6-4
10/6	Dartmouth	A	L, 0-16
10/13	Yale	A	L, 0-17
10/20	Maine	A5	T, 0-0
10/27	Worcester Tech	H	W, 29-0
11/3	Fordham	H	W, 8-5
11/10	Cornell	A	L, 6-16
11/29	Fordham	A6	W, 15-6

1907 (1-7-2)

Coach: Timothy F. Larkin

Capt: Cleo A. O'Donnell

9/25	Norwich	H	T, 0-0
10/5	Williams	A	L, 0-12
10/12	Yale	A	L, 0-52
10/19	Massachusetts	H	L, 5-10
10/26	Vermont	H	L, 0-5
11/2	Fordham	H	L, 0-35
11/9	Dartmouth	A	L, 0-52
11/16	Worcester Tech	H	W, 15-0
11/22	Tufts	A	T, 11-11
11/28	Fordham	A	L, 0-35

ALL-TIME RESULTS

1908 (4-4)

Coach: Timothy F. Larkin

Capt: Daniel J. Triggs

9/26	Norwich	H	W, 5-0
10/3	Vermont	A	L, 0-5
10/10	Yale	A	L, 0-18
10/17	Bowdoin	A5	W, 12-5
10/24	Dartmouth	H	L, 5-18
10/31	Trinity	A	L, 0-28
11/7	Tufts	H	W, 6-0
11/14	Worcester Tech	H	W, 16-0

1909 (2-4-2)

Coach: Timothy F. Larkin

Capt: Edward F. Sweeney

9/25	Norwich	H	W, 18-0
10/2	New Hampshire	H	W, 13-0
10/6	Yale	A	L, 0-12
10/16	Trinity	H	T, 5-5
10/23	Bowdoin	H	L, 0-5
10/30	Dartmouth	A	L, 0-12
11/13	Worcester Tech	H	T, 0-0
11/20	Fordham	A	L, 5-9

1910 (3-3-2)

Coach: Timothy F. Larkin

Capt: John C. Lawlor

10/8	Yale	A	L, 0-12
10/15	Springfield	A	T, 0-0
10/22	Colby	H	W, 6-0
10/29	Boston College	H	W, 34-3
11/5	Princeton	A	L, 0-17
11/12	Worcester Tech	H	T, 0-0
11/19	Tufts	A	W, 14-0
11/24	Rochester	A	L, 0-3

1911 (4-5)

Coach: Timothy F. Larkin

Capt: William P. Joy

9/23	Boston College	H	W, 13-5
9/30	Yale	A	L, 0-26
10/7	Harvard	A	L, 0-8
10/14	Dartmouth	A	L, 0-6
10/21	Massachusetts	H	W, 6-0
10/28	Princeton	A	L, 0-20
11/4	Springfield	H	L, 0-12
11/11	Colby	H	W, 24-0
11/18	Worcester Tech	H	W, 35-0

1912 (4-3-1)

Coach: Timothy F. Larkin

Capt: Fred Ostergren

9/28	Yale	A	L, 0-7
10/5	Harvard	A	L, 0-19
10/12	Norwich	H	L, 0-6
10/19	Springfield	A	W, 7-0
10/26	Massachusetts	H	T, 6-6
11/9	Vermont	H	W, 13-0
11/16	Worcester Tech	H	W, 27-0
11/28	St. Louis	A	W, 24-15

1913 (3-6)

Coach: Harry Van Kersberg

Capt: Wilfred Metivier

9/20	Norwich	H	W, 28-0
9/27	Yale	A	L, 0-10
10/4	Massachusetts	H	L, 0-6
10/11	Boston College	H	W, 13-0
10/18	Harvard	A	L, 7-47
11/1	Princeton	A	L, 0-54
11/8	Springfield	H	L, 13-25
11/15	Fordham	H	W, 60-0
11/22	Georgetown	A	L, 7-16

1914 (2-5-1)

Coach: Luke L. Kelly

Capt: Walter Mullen

9/26	Colby	H	L, 0-17
10/3	Massachusetts	H	L, 0-14
10/10	Springfield	A	L, 0-25
10/24	Army	A	L, 0-14
10/31	Cornell	A	L, 3-48
11/7	Carlisle	N7	T, 0-0
11/14	Boston College	H	W, 10-0
11/26	Vermont	H	W, 7-0

1915 (3-3-2)

Coach: Luke L. Kelly

Capt: Edward Brawley

9/25	Bates	H	W, 7-0
10/2	Army	A	T, 14-14
10/9	Springfield	H	L, 0-7
10/16	Massachusetts	H	T, 7-7
10/23	Fordham	A	L, 0-9
10/30	Boston College	A	W, 9-0
11/6	Carlisle	H	L, 21-23
11/25	Worcester Tech	H	W, 26-0

1916 (4-5)

Coach: Luke L. Kelly

Capt: Raymond Lynch

9/23	Connecticut	H	W, 7-0
9/30	Princeton	H	L, 0-21
10/7	Bates	H	W, 3-0
10/14	Army	A	L, 0-17
11/4	Rutgers	A	L, 6-14
11/11	Bowdoin	A5	W, 19-10
11/18	Fordham	H	L, 0-40
11/25	Worcester Tech	H	W, 9-0
11/30	Boston College	N8	L, 14-17

1917 (3-4)

Coach: Luke L. Kelly

Capt: Raymond Lynch

10/12	Brown	H	L, 6-27
10/20	Fordham	A	L, 0-12
10/27	Rhode Island	H	W, 13-0
11/3	Colgate	A9	L, 0-21
11/10	Boston College	N8	L, 6-34
11/17	Rensselaer	H	W, 41-13
11/29	Springfield	H	W, 13-7

1918 (2-0)

Coach: Bart F. Sullivan

Capt: None

11/12	Worcester Tech	H	W, 28-7
11/24	Tufts	H	W, 21-7

1919 (5-3)

Coach: Cleo A. O'Donnell

Capt: John J. Mitchell

10/4	Army	A	L, 0-9
10/11	Bowdoin	H	W, 14-0
10/18	Springfield	A	W, 7-0
10/25	Connecticut	H	W, 69-0
11/1	Rhode Island	H	W, 29-3
11/8	Colby	H	W, 41-0
11/15	Boston College	N8	L, 7-9
11/27	Detroit	A	L, 7-27

1920 (5-3)

Coach: Cleo A. O'Donnell

Capt: Walter J. Conway

9/25	Harvard	A	L, 0-3
10/2	U.S. Sub Base	H	W, 75-0
10/12	Springfield	A	W, 17-0
10/16	Dartmouth	A	L, 14-27
10/30	Syracuse	H	W, 3-0
11/13	Colby	H	W, 36-0
11/20	New Hampshire	H	W, 32-0
12/4	Boston College	N10	L, 0-14

ALL-TIME RESULTS

1921 (5-3)

Coach: Cleo A. O'Donnell

Capt: Dennis A. Gildea

10/1	Harvard	A	L, 0-3
10/8	Canisius	H	W, 44-0
10/12	Springfield	A	W, 12-0
10/22	Georgetown	H	L, 7-28
10/29	Bates	H	W, 28-0
11/12	Colby	H	W, 14-0
11/19	New Hampshire	A	L, 7-13
11/26	Boston College	N10	W, 41-0

1922 (7-2-1)

Coach: Cleo A. O'Donnell

Capt: William D. Healey

9/24	U.S. Sub Base	H	W, 19-6
10/1	Providence	H	W, 33-3
10/8	Harvard	A	L, 0-20
10/15	Villanova	H	W, 14-0
10/22	Boston University	H	T, 7-7
10/29	Vermont	H	W, 6-0
11/4	Georgetown	A	W, 10-0
11/11	Springfield	H	W, 17-0
11/18	Fordham	H	W, 28-0
12/2	Boston College	N10	L, 13-17

1923 (8-2)

Coach: Cleo A. O'Donnell

Capt: Albert D. Riopel

9/29	U.S. Sub Base	H	W, 49-0
10/6	Lebanon Valley	H	W, 55-0
10/13	Providence	H	W, 32-0
10/20	Harvard	A	L, 0-6
10/27	Boston University	H	W, 13-0
11/3	Vermont	H	W, 16-0
11/10	Fordham	A11	W, 23-7
11/18	Springfield	H	W, 40-0
11/25	Buffalo	H	W, 37-0
12/1	Boston College	N10	L, 7-16

1924 (7-1-1)

Coach: Cleo A. O'Donnell

Capt: Hilary F. Mahaney

9/27	Catholic University	H	W, 13-7
10/4	St. John's	H	W, 28-0
10/11	Boston University	H	W, 16-7
10/18	Harvard	A	L, 6-12
10/25	Fordham	H	W, 13-0
11/1	Vermont	A	W, 27-0
11/8	Lehigh	H	T, 3-3
11/22	Canisius	H	W, 53-7
11/29	Boston College	N10	W, 33-0

1925 (8-2)

Coach: Cleo A. O'Donnell

Capt: John Crowley

9/25	Manhattan	H	W, 41-0
10/3	St. John's	H	W, 9-6
10/10	Providence	H	W, 22-0
10/17	Harvard	A	W, 7-6
10/24	Vermont	A	W, 47-3
10/31	Bucknell	H	W, 23-7
11/7	Fordham	A6	L, 0-17
11/14	Rutgers	H	W, 6-0
11/21	Boston University	H	W, 48-7
11/28	Boston College	N10	L, 6-17

1926 (7-1-2)

Coach: Cleo A. O'Donnell

Capt: William Wise

9/25	Newport Naval	H	W, 34-0
10/2	St. John's	H	W, 45-0
10/9	Harvard	A	W, 19-14
10/16	Rutgers	A	W, 21-0
10/23	Western Maryland	H	W, 20-14
10/30	Dayton	H	W, 20-7
11/6	Fordham	H	T, 7-7
11/13	Catholic University	H	W, 14-6
11/20	Boston University	H	L, 0-3
11/27	Boston College	N10	T, 0-0

1927 (6-3)

Coach: Cleo A. O'Donnell

Capt: Robert O'Connell

10/1	St. John's	H	W, 7-0
10/8	Dayton	H	W, 18-0
10/15	Harvard	A	L, 6-14
10/22	Catholic University	H	W, 23-8
10/29	Rutgers	H	W, 39-0
11/5	Fordham	A6	W, 7-2
11/12	Marquette	A	L, 6-12
11/19	Boston University	H	W, 19-0
11/26	Boston College	N10	L, 0-6

1928 (5-3-2)

Coach: Cleo A. O'Donnell

Capt: Richard Phelan

9/29	Newport Naval	H	W, 12-0
10/6	St. John's	H	W, 44-0
10/13	Rutgers	A	W, 46-0
10/20	Fordham	H	L, 13-19
10/27	Marquette	H	T, 6-6
11/3	Brown	A	L, 0-6
11/10	Boston University	H	W, 15-0
11/17	Harvard	A	T, 0-0
11/24	Providence	H	W, 44-0
12/1	Boston College	N8	L, 0-19

1929 (6-4)

Coach: Cleo A. O'Donnell

Capt: Stuart J. Clancy

9/28	St. John's	H	W, 19-0
10/5	Providence	H	W, 14-6
10/12	Rutgers	H	W, 20-3
10/19	Fordham	A6	L, 0-7
10/26	Marquette	H	W, 7-0
11/2	Brown	H	L, 14-15
11/9	Boston University	H	W, 44-12
11/16	Harvard	A	L, 6-12
11/23	Springfield	H	W, 23-6
11/30	Boston College	N8	L, 0-12

1930 (8-2)

Coach: John J. McEwen

Capt: Francis Garrity

9/27	St. Bonaventure	H	W, 30-0
10/4	Providence	H	W, 27-0
10/11	Catholic University	H	W, 27-6
10/18	Fordham	H	L, 0-6
10/25	Brown	A	L, 0-13
11/1	Rutgers	A	W, 32-20
11/8	West Virginia Tech	H	W, 13-0
11/15	Harvard	A	W, 27-0
11/22	Loyola (Md.)	H	W, 32-0
11/29	Boston College	N8	W, 7-0

1931 (7-2-1)

Coach: John J. McEwen

Capt: Philip O'Connell

9/26	St. Bonaventure	H	W, 32-0
10/3	Providence	H	W, 26-6
10/10	Dartmouth	A	L, 7-14
10/17	Fordham	A	T, 6-6
10/24	Rutgers	H	W, 27-0
10/31	Brown	H	W, 33-0
11/7	Duquesne	H	W, 12-0
11/14	Harvard	A	L, 0-7
11/21	Loyola (Md.)	H	W, 16-14
11/26	Boston College	N12	W, 7-6

1932 (6-2-2)

Coach: John J. McEwen / Arthur Corcoran

Capt: James J. Ryan

9/24	West Virginia Tech	H	W, 13-6
10/1	Providence	H	W, 26-6
10/8	Maine	H	W, 32-6
10/15	Detroit	H	W, 9-7
10/22	Rutgers	A	W, 6-0
10/29	Catholic University	H	W, 8-0
11/5	Brown	A	L, 7-10
11/12	Harvard	A	L, 0-7
11/19	Manhattan	A	T, 0-0
11/26	Boston College	H	T, 0-0

ALL-TIME RESULTS

1933 (7-2)

Coach: Edward N. Anderson

Captain: Charles Reiss

9/30	St. Michael's	H	W, 50-0
10/7	Catholic University	H	W, 17-7
10/14	Providence	H	W, 21-0
10/21	Harvard	A	W, 10-7
10/28	Brown	H	W, 19-7
11/4	Detroit	A	L, 0-24
11/11	Manhattan	A6	W, 27-6
11/18	Springfield	H	W, 19-6
12/2	Boston College	A	L, 9-13

1934 (8-2)

Coach: Edward N. Anderson

Capt: Charles Harvey

9/22	St. Anselm	H	W, 22-0
9/29	St. Joseph's (Pa.)	H	W, 51-0
10/6	Providence	H	W, 25-0
10/13	Catholic University	H	W, 17-6
10/20	Harvard	A	W, 26-6
10/27	Colgate	H	L, 7-20
11/3	Temple	A	L, 0-14
11/10	Manhattan	A13	W, 12-6
11/17	Brown	A	W, 20-7
12/1	Boston College	A	W, 7-2

1935 (9-0-1)

Coach: Edward N. Anderson

Capt: Nicholas Morris

9/21	Rhode Island	H	W, 32-0
9/28	Providence	H	W, 12-0
10/5	Maine	H	W, 47-0
10/12	Harvard	A	W, 13-0
10/19	Manhattan	A13	T, 13-13
10/26	Colgate	H	W, 3-0
11/2	St. Anselm	H	W, 34-0
11/9	Carnegie Tech	H	W, 7-0
11/16	Bates	H	W, 79-0
11/30	Boston College	A	W, 20-6

1936 (7-2-1)

Coach: Edward N. Anderson

Capt: Robert Curley

9/26	Bates	H	W, 45-0
10/3	Providence	H	W, 21-6
10/10	Dartmouth	A	W, 7-0
10/17	Manhattan	H	W, 13-7
10/24	Carnegie Tech	H	W, 7-0
10/31	Temple	A	L, 0-3
11/7	Colgate	H	W, 20-13
11/14	Brown	A	W, 32-0
11/21	St. Anselm	H	T, 0-0
11/28	Boston College	N8	L, 12-13

1937 (8-0-2)

Coach: Edward N. Anderson

Capt: Robert Mautner

9/25	St. Anselm	H	W, 21-0
10/2	Providence	H	W, 7-0
10/9	Georgetown	H	W, 27-6
10/16	Georgia	N8	W, 7-6
10/23	Western Maryland	H	W, 6-0
10/30	Temple	H	T, 0-0
11/6	Colgate	H	W, 12-7
11/13	Brown	A	W, 7-0
11/20	Carnegie Tech	H	T, 0-0
11/27	Boston College	N8	W, 20-0

1938 (8-1)

Coach: Dr. Edward N. Anderson

Capt: William T. Osmanski

9/24	Providence	H	W, 28-0
10/1	Rhode Island	H	W, 46-13
10/8	Manhattan	H	W, 19-6
10/15	Carnegie Tech	A	L, 6-7
10/22	Georgia	H	W, 29-6
10/29	Colgate	H	W, 21-0
11/5	Temple	H	W, 33-0
11/11	Brown	H	W, 14-12
11/26	Boston College	N8	W, 29-7

1939 (7-2)

Coach: Joseph L. Sheeketski

Capt: Ronnie Cahill, Jim Turner

9/30	Manhattan	H	W, 28-0
10/7	Louisiana State	H	L, 7-26
10/14	Georgia	A	W, 13-0
10/21	Brown	H	W, 20-0
10/28	Colgate	H	W, 27-7
11/4	Providence	H	W, 46-0
11/11	Temple	H	W, 14-0
11/18	Carnegie Tech	H	W, 21-0
12/2	Boston College	N8	L, 0-14

1940 (4-5-1)

Coach: Joseph L. Sheeketski

Capt: Jack Kellar

9/28	Providence	H	W, 34-6
10/5	Louisiana State (nt)	A	L, 0-25
10/12	Carnegie Tech	H	W, 18-0
10/19	New York University	A11	W, 13-7
10/26	Brown	A	L, 6-9
11/2	Colgate	H	L, 0-6
11/9	Mississippi	H	L, 6-34
11/16	Temple	H	T, 6-6
11/23	Manhattan	H	W, 33-25
11/30	Boston College	N8	L, 0-7

1941 (4-4-2)

Coach: Joseph L. Sheeketski

Capt: Game Captains

9/27	Louisiana State (nt)	A	W, 19-13
10/4	Providence	H	W, 13-0
10/11	Syracuse	A	L, 0-6
10/18	Mississippi	H	L, 0-21
10/25	New York University	H	W, 13-0
11/1	Colgate	A	T, 6-6
11/8	Brown	A	W, 13-0
11/15	Manhattan	H	T, 13-13
11/22	Temple	H	L, 13-31
11/29	Boston College	N8	L, 13-14

1942 (5-4-1)

Coach: Anthony J. Scanlon

Capt: Edmund Murphy

9/26	Dartmouth	H	L, 6-17
10/3	Duquesne	H	L, 0-25
10/10	Fort Totten	H	W, 60-0
10/17	Syracuse	H	L, 0-19
10/24	North Carolina State	H	W, 28-0
10/31	Colgate	H	T, 6-6
11/7	Brown	A	L, 14-20
11/14	Temple	A	W, 13-0
11/21	Manhattan	H	W, 28-0
11/28	Boston College	N8	W, 55-12

1943 (6-2)

Coach: Anthony J. Scanlon

Capt: George Titus

9/26	Dartmouth	H	L, 0-3
10/2	Brown	H	W, 20-0
10/9	Coast Guard	H	W, 32-0
10/16	Cornell	A	L, 7-20
10/30	Colgate	H	W, 14-7
11/6	Temple	H	W, 42-6
11/14	Villanova	H	W, 12-7
11/21	Tufts	N8	W, 41-0

1944 (5-2-2)

Coach: Anthony J. Scanlon

Capt: Thomas Kenny

9/30	Dartmouth	A	T, 6-6
10/6	Temple	A	W, 30-0
10/15	Villanova	H	W, 26-0
10/21	Brown	H	T, 24-24
10/29	Coast Guard	H	W, 26-14
11/5	U.S. Sub Base	H	L, 0-6
11/11	Colgate	H	W, 19-13
11/19	Torpedo Raiders	H	L, 12-13
11/26	Boston College	N8	W, 30-14

ALL-TIME RESULTS

1945 (8-2)

Coach: John DaGrosa

Capt: Stan Kozlowski

9/29	Dartmouth	A	W, 13-6
10/6	Yale	A	W, 21-0
10/14	Villanova	H	W, 26-7
10/20	Brown	A	W, 25-0
10/27	Colgate	H	W, 21-0
11/4	U.S. Sub Base	H	W, 20-6
11/11	Coast Guard	H	W, 39-6
11/17	Temple	H	L, 6-14
11/25	Boston College	N8	W, 46-0
1/1	Miami (Fla.) (ob)	A14	L, 6-13

1946 (5-4)

Coach: John DaGrosa

Capt: Game Captains

9/28	Dartmouth	H	L, 0-3
10/5	Detroit	H	W, 16-14
10/12	Villanova	H	L, 13-14
10/19	Syracuse	H	L, 12-21
10/26	Harvard	A	L, 6-13
11/2	Brown	H	W, 21-19
11/9	Colgate	H	W, 21-6
11/23	Temple	A	W, 12-7
11/30	Boston College	N10	W, 13-6

1947 (4-4-2)

Coach: John DaGrosa

Capt: Bob Sullivan, Ray Ball

9/27	Dartmouth	H	T, 0-0
10/4	Temple	H	W, 19-13
10/11	Villanova	H	L, 6-13
10/18	Harvard	A	L, 0-7
10/25	Syracuse	A	W, 26-0
11/1	Brown	A	L, 19-20
11/8	Colgate (hc)	H	T, 6-6
11/15	Columbia	A	L, 0-10
11/22	Fordham	H	W, 48-0
11/29	Boston College	N10	W, 20-6

1948 (5-5)

Coach: William T. Osmanski

Capt: Jim Reilly

9/25	Georgetown	H	W, 18-7
10/2	Syracuse	H	W, 33-7
10/9	Dartmouth	A	L, 6-19
10/16	Brown	H	L, 6-14
10/23	Colgate (hc)	H	L, 13-14
10/30	Harvard	A	L, 13-20
11/6	Duquesne	A	W, 16-13
11/13	Fordham	H	W, 13-6
11/20	Temple	A	W, 13-7
11/27	Boston College	N10	L, 20-21

1949 (1-9)

Coach: William T. Osmanski

Capt: Jim Deffiey, Tom Kelleher

9/24	Georgetown	H	L, 13-20
10/1	Brown	A	L, 6-28
10/8	Dartmouth	A	L, 7-31
10/15	Duquesne	H	L, 14-40
10/22	Yale	A	L, 7-14
10/29	Harvard	A	L, 14-22
11/5	Colgate (hc)	H	W, 35-27
11/12	Syracuse	A	L, 13-47
11/19	Temple	H	L, 7-20
11/26	Boston College	N10	L, 0-76

1950 (4-5-1)

Coach: Edward N. Anderson

Capt: Tom Donnalley

9/30	Dartmouth	A	T, 21-21
10/7	Brown	H	W, 41-21
10/14	Colgate	A	L, 28-35
10/21	Syracuse (hc)	H	L, 27-34
10/28	Yale	A	L, 13-14
11/4	Harvard	A	W, 26-7
11/11	Marquette	A	L, 19-21
11/18	Georgetown	H	L, 14-21
11/25	Temple	H	W, 26-21
12/2	Boston College	N10	W, 32-14

1951 (8-2)

Coach: Edward N. Anderson

Capt: Melvin G. Massucco

9/29	Harvard	A	W, 33-6
10/6	Fordham	H	W, 54-20
10/13	Tulane	A	L, 14-20
10/20	New York University	H	W, 53-6
10/27	Brown	A	W, 41-6
11/3	Colgate (hc)	H	W, 34-6
11/10	Marquette	H	W, 39-13
11/18	Quantico Marines	H	W, 39-14
11/24	Temple	H	W, 41-7
12/1	Boston College	N10	L, 14-19

1952 (8-2)

Coach: Edward N. Anderson

Capt: Joe Gleason

9/27	Dartmouth	A	W, 27-9
10/4	Fordham (hc)	H	W, 12-7
10/11	New York University	A	W, 35-0
10/18	Brown	H	W, 46-0
10/25	Syracuse	A	L, 19-20
11/1	Marquette	A	W, 7-0
11/8	Colgate	H	W, 13-7
11/16	Quantico Marines	H	L, 18-27
11/22	Temple	H	W, 28-0
11/29	Boston College	N10	W, 21-7

1953 (5-5)

Coach: Edward N. Anderson

Capt: Henry C. Lemire

9/26	Dartmouth	N15	W, 28-6
10/3	Colgate	A	W, 19-6
10/10	Bucknell	H	W, 40-0
10/18	Quantico Marines	H	L, 0-17
10/24	Brown	A	L, 0-6
10/31	Syracuse (hc)	H	L, 0-21
11/7	Boston University	H	W, 20-7
11/14	Marquette	H	L, 7-13
11/21	Fordham	H	W, 20-7
11/28	Boston College	N8	L, 0-6

1954 (3-7)

Coach: Edward N. Anderson

Capt: Louis P. Hettinger

9/25	Dartmouth	A	L, 26-27
10/2	Colgate	H	L, 0-18
10/8	Miami (Fla.) (nt)	A	L, 20-26
10/16	Marquette (hc)	H	L, 14-19
10/23	Boston University	H	W, 14-13
10/30	Syracuse	A	L, 20-25
11/6	Penn State	A	L, 7-39
11/13	Fordham	A6	W, 20-19
11/20	Connecticut (fw)	H	W, 46-26
11/27	Boston College	N8	L, 13-31

1955 (6-4)

Coach: Edward N. Anderson

Capt: James L. Buonopane

9/24	Temple	H	W, 42-7
10/1	Dartmouth	A	W, 29-21
10/8	Colgate	A	W, 15-14
10/16	Quantico Marines	H	W, 7-0
10/22	Boston University (fw)	H	W, 20-12
10/29	Syracuse (hc)	H	L, 9-49
11/6	Dayton	H	W, 13-7
11/12	Marquette	A	L, 6-18
11/19	Connecticut	A	L, 0-6
11/26	Boston College	N8	L, 7-26

1956 (5-3-1)

Coach: Edward N. Anderson

Capt: Richard J. Arcand

9/30	Dayton	H	L, 13-14
10/6	Colgate (hc)	H	W, 20-6
10/13	Penn State	A	L, 0-43
10/20	Dartmouth	A	T, 7-7
10/28	Quantico Marines (fw)	H	W, 13-0
11/3	Boston University	A	W, 21-12
11/10	Syracuse	A	L, 20-41
11/18	Marquette	H	W, 41-0
12/1	Boston College	N8	W, 7-0

ALL-TIME RESULTS

1957 (5-3-1)

Coach: Edward N. Anderson

Capt: Richard H. Surette

9/28	V.M.I.	H	T, 21-21
10/5	Dayton	H	W, 32-6
10/12	Marquette	A	W, 26-7
10/19	Dartmouth (hc)	H	L, 7-14
10/26	Boston University	A	L, 28-35
11/3	Quantico Marines	H	W, 33-14
11/9	Syracuse	A	W, 20-19
11/16	Penn State (fw)	H	L, 10-14
11/30	Boston College	H	W, 14-0

1958 (6-3)

Coach: Edward N. Anderson

Capt: James L. Healy

9/27	Pittsburgh	A	L, 0-17
10/4	Syracuse	H	W, 14-13
10/18	Dartmouth	A	W, 14-8
10/25	Boston University (hc)	H	W, 16-8
11/1	Dayton (fw)	H	W, 26-0
11/8	Colgate	A	W, 20-0
11/15	Penn State	A	L, 0-32
11/22	Marquette	H	W, 14-0
12/6	Boston College	A	L, 8-26

1959 (6-4)

Coach: Edward N. Anderson

Capt: Charles Pacunas

9/26	Dartmouth	A	W, 31-8
10/3	Villanova	H	W, 20-0
10/10	Dayton (fw)	H	W, 8-0
10/17	Syracuse	A	L, 6-42
10/24	Columbia	A	W, 34-0
10/31	Colgate (hc)	H	W, 14-12
11/7	Boston University	H	W, 17-8
11/14	Penn State	A	L, 0-46
11/21	Marquette	A	L, 12-30
11/28	Boston College	H	L, 0-14

1960 (6-4)

Coach: Edward N. Anderson

Capt: James Rhodes, Richard Skinner

9/24	Harvard	A	L, 6-13
10/1	Boston University	A	L, 14-20
10/8	Syracuse	H	L, 6-15
10/15	Dartmouth	A	W, 9-8
10/22	Columbia	A	W, 27-6
10/29	Marquette	H	W, 20-0
11/5	Dayton	H	W, 36-6
11/12	Penn State (hc/fw)	H	L, 8-33
11/19	Connecticut	H	W, 30-6
11/26	Boston College	A	W, 16-12

1961 (7-3)

Coach: Edward N. Anderson

Capt: Jack Fellin, Jack Whalen

9/30	Villanova	H	L, 6-20
10/7	Buffalo	A	W, 20-8
10/14	Boston University	A	W, 20-7
10/21	Dartmouth (hc)	H	W, 17-13
10/28	Syracuse	A	L, 6-34
11/4	Dayton (fw)	H	W, 28-0
11/11	Massachusetts	H	W, 44-7
11/18	Penn State	A	L, 14-34
11/25	Connecticut	A	W, 14-3
12/2	Boston College	H	W, 38-26

1962 (6-4)

Coach: Edward N. Anderson

Capt: Thomas Hennessey, Dennis Golden

9/29	Buffalo	H	W, 16-6
10/6	Colgate	A	W, 22-0
10/13	Harvard	A	W, 34-20
10/20	Dartmouth	A	L, 0-10
10/27	Syracuse (hc)	H	L, 20-30
11/3	Dayton	A	W, 36-14
11/10	V.M.I. (fw)	H	W, 20-14
11/17	Penn State	H	L, 20-48
11/24	Connecticut	H	W, 34-16
12/1	Boston College	A	L, 12-48

1963 (2-6-1)

Coach: Edward N. Anderson

Capt: Jon N. Morris

9/28	Buffalo	H	T, 6-6
10/5	Syracuse	A	L, 0-48
10/12	Boston University (hc)	H	L, 6-18
10/19	Dartmouth	A	L, 8-13
10/26	Quantico Marines (fw)	H	L, 6-7
11/2	Villanova	A	L, 14-22
11/9	V.M.I.	H	W, 14-12
11/16	Penn State	A	L, 14-28
11/30	Boston College	H	W, 9-0

1964 (5-5)

Coach: Edward N. Anderson

Capt: John R. Dugan

9/26	Villanova	H	L, 0-32
10/3	Syracuse	H	L, 8-34
10/10	Colgate (hc)	H	L, 0-10
10/17	Quantico Marines (fw)	H	W, 16-0
10/24	Buffalo	A	W, 20-14
10/31	Richmond	H	W, 36-22
11/7	Massachusetts	H	L, 6-25
11/14	Boston University	A	W, 32-0
11/21	Connecticut	H	W, 20-6
11/28	Boston College	A	L, 8-10

1965 (2-7-1)

Coach: Mel Massucco

Capt: Joseph T. Lilly, Earl Kirmser

9/25	Harvard	A	L, 7-17
10/2	Dartmouth (hc)	H	L, 6-27
10/9	Colgate	A	L, 3-7
10/16	Boston University	H	T, 7-7
10/23	Syracuse	A	L, 6-32
10/30	Buffalo (fw)	H	W, 20-7
11/6	Massachusetts	A	L, 0-27
11/13	Rutgers	A	L, 0-14
11/20	Connecticut	A	W, 22-0
11/27	Boston College	H	L, 0-35

1966 (6-3-1)

Coach: Mel Massucco

Capt: R. Peter Kimener

9/24	Army	A	L, 0-14
10/1	Dartmouth (hc)	H	W, 7-6
10/8	Colgate	A	T, 14-14
10/15	Boston University	A	W, 17-14
10/22	Syracuse	H	L, 6-28
10/29	Buffalo	A	L, 3-35
11/5	Massachusetts (fw)	H	W, 16-14
11/12	Rutgers	H	W, 24-12
11/19	Connecticut	H	W, 16-0
11/26	Boston College	A	W, 32-26

1967 (5-5)

Coach: Tom Boisture

Capt: Glenn A. Grieco

9/30	Yale	A	W, 26-14
10/7	Dartmouth	A	L, 8-24
10/14	Colgate (hc)	H	W, 17-0
10/21	Boston University (fw)	H	W, 21-17
10/28	Buffalo	H	W, 38-25
11/4	Villanova	H	L, 14-23
11/11	Syracuse	A	L, 7-41
11/18	Rutgers	A	W, 21-10
11/25	Connecticut	A	L, 0-3
12/2	Boston College	H	L, 6-13

1968 (3-6-1)

Coach: Tom Boisture

Capt: Robert A. Neary, Daniel G. Raymond

9/28	Harvard	A	L, 20-27
10/5	Dartmouth (hc)	H	W, 29-17
10/12	Colgate	A	L, 6-14
10/19	Boston University	A	T, 7-7
10/26	Buffalo	A	L, 9-10
11/2	Syracuse (fw)	H	L, 0-47
11/9	Massachusetts	H	W, 47-20
11/16	Rutgers	A	L, 14-41
11/23	Connecticut	H	W, 27-24
11/30	Boston College	A	L, 20-40

ALL-TIME RESULTS

1969 (0-2)

Coach: Bill Whitton

Capt: Thomas F. Lamb,

William D. Moncevicz

9/27	Harvard	A	L, 0-13
10/4	Dartmouth	A	L, 6-38

Final eight games of 1969 cancelled because of hepatitis outbreak.

1970 (0-10-1)

Coach: Bill Whitton

Capt: Thomas F. Lamb, Michael Jordan

9/12	Army	A	L, 0-26
9/19	Temple	H	L, 13-23
10/3	Dartmouth	H	L, 14-50
10/10	Colgate	H	L, 13-21
10/17	Boston University	A	L, 23-33
10/24	Villanova	A	L, 14-34
10/31	Buffalo	A	L, 0-16
11/7	Massachusetts (fw)	H	L, 13-29
11/14	Rutgers	A	L, 7-37
11/21	Connecticut	H	T, 20-20
11/28	Boston College	A	L, 0-54

1971 (4-6)

Coach: Ed Doherty

Capt: William Adams,

William Stachowski, Daniel Harper

9/25	Harvard	A	W, 21-16
10/2	Dartmouth	A	L, 9-28
10/9	Colgate	H	W, 28-14
10/16	Boston University (hc)	H	W, 28-14
10/23	Syracuse	A	L, 21-63
10/30	Northeastern (fw)	H	W, 17-7
11/6	Massachusetts	A	L, 27-38
11/13	Rutgers	A	L, 13-14
11/20	Connecticut	A	L, 17-24
11/27	Boston College	N16	L, 7-21

1972 (5-4-1)

Coach: Ed Doherty

Capt: Joe Wilson, Joe MarcAurele

9/16	Rutgers	H	W, 24-14
9/23	Brown	A	W, 30-24
9/30	Temple (nt)	A	L, 7-15
10/7	Dartmouth (hc)	H	L, 7-17
10/14	Colgate	A	T, 21-21
10/28	Villanova (fw)	H	W, 26-9
11/11	Massachusetts	H	W, 28-16
11/18	Army	A	L, 13-15
11/25	Connecticut	H	W, 20-10
12/2	Boston College	A	L, 11-41

1973 (5-6)

Coach: Ed Doherty

Capt: Tyree Blocker, Steve Buchanan

9/8	Massachusetts	A	W, 30-28
9/15	Northeastern	H	W, 38-14
9/22	New Hampshire	A	W, 31-0
9/29	Temple (hc)	H	L, 34-63
10/6	Dartmouth	A	W, 10-0
10/13	Colgate	H	L, 21-22
10/27	Army	A	W, 17-10
11/10	Syracuse (fw)	H	L, 3-5
11/17	Rutgers	H	L, 7-27
11/24	Connecticut	A	L, 9-10
12/1	Boston College	H	L, 21-42

1974 (5-5-1)

Coach: Ed Doherty

Capt: John Provost, Mike Zywiem

9/21	Brown	H	W, 45-10
9/28	Harvard	A	L, 14-24
10/5	Dartmouth (hc)	H	W, 14-3
10/12	Colgate	A	L, 16-21
10/19	Temple	A	L, 0-56
10/26	Army	A	L, 10-13
11/1	Boston University (nt)	A	T, 14-14
11/9	Massachusetts (fw)	H	W, 30-20
11/16	Villanova	A	W, 10-6
11/23	Connecticut	H	W, 23-14
11/30	Boston College	A	L, 6-38

1975 (1-10)

Coach: Ed Doherty

Capt: Dave Quehl, Lou Kobza

9/13	Army	A	L, 7-44
9/27	Harvard	A	L, 7-18
10/4	Dartmouth	A	L, 7-28
10/11	Colgate (hc)	H	L, 14-20
10/18	Furman	A	L, 14-21
10/25	Brown	H	W, 21-20
11/1	Boston University (fw)	H	L, 0-6
11/8	Massachusetts	A	L, 13-45
11/15	Villanova	H	L, 12-13
11/22	Connecticut	A	L, 14-35
11/29	Boston College	H	L, 10-24

1976 (3-8)

Coach: Neil Wheelwright

Capt: Bill Campbell, Mark Vollman

9/11	New Hampshire	H	L, 3-17
9/18	Army	A	L, 24-26
10/2	Dartmouth (hc)	H	L, 7-45
10/9	Colgate	A	L, 6-10
10/15	Boston University (nt)	A	W, 31-11
10/23	Brown	A	L, 18-28
10/30	Rhode Island (fw)	H	W, 33-14
11/6	Massachusetts	H	L, 14-24
11/13	Villanova	A	L, 21-56
11/20	Connecticut	H	W, 41-40
11/27	Boston College	A	L, 6-59

1977 (2-9)

Coach: Neil Wheelwright

Capt: Craig Cerretani, Steve Hunt

9/10	New Hampshire	A	L, 14-27
9/17	Rhode Island	A	L, 0-14
9/24	Dartmouth	A	L, 14-17
10/8	Colgate	H	L, 14-31
10/15	Boston University (hc)	H	L, 13-14
10/22	Brown (fw)	H	L, 13-44
10/29	Army	A	L, 7-48
11/5	Massachusetts	A	L, 6-28
11/12	Villanova	H	L, 0-24
11/19	Connecticut	A	W, 14-3
11/26	Boston College	H	W, 35-20

1978 (7-4)

Coach: Neil Wheelwright

Capt: Craig Cerretani, Bob Hurley

9/9	New Hampshire	H	W, 19-14
9/16	Colgate	A	W, 27-14
9/23	Air Force	A	W, 35-18
9/30	Dartmouth (hc)	H	W, 35-0
10/14	Army	A	W, 31-0
10/28	Brown	A	L, 25-31
11/4	Boston University	A	L, 7-15
11/11	Massachusetts (fw)	H	L, 8-33
11/18	Rutgers	H	L, 21-31
11/25	Connecticut	H	W, 20-16
12/2	Boston College	A	W, 30-29

ALL-TIME RESULTS

1979 (5-6)

Coach: Neil Wheelwright

Capt: Larry Ewald, Glenn Verrette

9/8	Rutgers	A	L, 0-28
9/15	New Hampshire	A	L, 17-26
9/22	Rhode Island	H	W, 35-6
10/6	Dartmouth	A	W, 13-7
10/13	Colgate (hc)	H	L, 16-17
10/20	Villanova	A	L, 14-29
10/27	Brown	H	W, 14-7
11/3	Boston University (fw)	H	L, 7-16
11/10	Massachusetts	A	W, 20-18
11/24	Connecticut	A	W, 28-12
12/1	Boston College	H	L, 10-13

1980 (3-8)

Coach: Neil Wheelwright

Capt: John Ahern, Bob Ireland

9/6	Rhode Island	H	W, 21-14
9/13	Army	A	L, 7-28
9/27	Harvard	A	L, 13-14
10/4	Dartmouth (hc)	H	W, 17-6
10/11	Colgate	A	L, 7-38
10/18	Connecticut (fw)	H	L, 17-18
10/25	Brown	A	L, 3-21
11/1	Columbia	A	W, 26-0
11/8	Massachusetts	H	L, 13-17
11/15	Villanova	H	L, 13-45
11/29	Boston College	A	L, 26-27

1981 (6-5)

Coach: Rick Carter

Capt: John Andreoli,

Dave Boisture, Wayne Thornton

9/12	Boston University	H	W, 14-6
9/19	Massachusetts	A	L, 10-13
9/26	Harvard	A	W, 33-19
10/3	Dartmouth	A	W, 28-0
10/10	Yale (hc)	H	L, 28-29
10/17	Connecticut	A	L, 24-44
10/24	Brown (fw)	H	W, 34-24
10/31	Columbia	H	W, 14-7
11/7	Army	A	W, 28-13
11/14	Colgate	H	L, 13-34
11/28	Boston College	H	L, 24-28

1982 (8-3)

Coach: Rick Carter

Capt: Brian Kelley,

Terry Malone, Doug O'Donnell

9/11	New Hampshire	H	W, 28-0
9/18	Massachusetts	H	W, 27-14
9/25	Dartmouth (hc)	H	W, 28-12
10/2	Yale	A	W, 10-6
10/9	Colgate	A	L, 17-21
10/16	Connecticut	H	W, 10-7
10/23	Brown	A	W, 17-6
10/30	Boston University (nt)	A	W, 34-21
11/6	Harvard (fw)	H	L, 17-24
11/13	Maine	H	W, 21-7
11/20	Boston College	A	L, 10-35

1983 (9-2-1)

Coach: Rick Carter

Capt: Harry Flaherty,

Matt Martin, Rob Porter

9/10	Boston University	H	W, 14-3
9/17	Massachusetts	A	W, 17-0
9/24	New Hampshire	A	W, 42-30
10/1	Dartmouth	A	W, 41-14
10/8	Colgate (hc)	H	W, 21-18
10/15	Connecticut	A	W, 20-16
10/22	Brown (fw)	H	W, 31-10
10/29	Columbia	H	W, 77-28
11/5	Harvard	A	T, 10-10
11/12	Delaware	A	W, 24-0
11/19	Boston College	N16	L, 7-47
12/3	Western Carolina (i-aa)	H	L, 21-28

1984 (8-3)

Coach: Rick Carter

Capt: Bill McGovern, Peter Muldoon

9/15	Rhode Island	H	W, 19-0
9/22	Massachusetts	H	W, 35-7
9/29	Harvard	A	W, 24-14
10/6	Dartmouth (hc)	H	W, 30-20
10/13	Colgate	A	W, 42-27
10/20	Connecticut (fw)	H	W, 41-0
10/27	Brown	A	W, 38-17
11/3	Boston University	A	L, 12-16
11/10	New Hampshire	H	L, 13-14
11/17	Maine	A	W, 24-7
12/1	Boston College	H	L, 10-45

1985 (4-6-1)

Coach: Rick Carter

Capt: Leo Carlin, Ed Kutschke, Tom Patton

9/14	Colgate	H	W, 24-21
9/21	Massachusetts	A	L, 3-27
9/28	Delaware (hc)	H	W, 22-6
10/5	Dartmouth	A	W, 17-14
10/12	Yale	A	L, 15-19
10/19	Connecticut	A	L, 2-22
10/26	Brown (fw)	H	T, 20-20
11/2	Army	A	L, 12-34
11/9	Harvard	H	L, 20-28
11/16	Boston University	H	W, 30-9
11/23	Boston College	A	L, 7-38

1986 (10-1, 4-0 PL)

PATRIOT LEAGUE CHAMPIONS

Coach: Mark Duffner

Capt: Pat Barry, Frank Kutschke,

Jerry McCabe, Steve Southard

9/13	Lehigh *	H	W, 17-14
9/20	Lafayette *	A	W, 38-14
9/27	Harvard	A	W, 41-0
10/4	Colgate *	A	W, 16-12
10/11	Dartmouth (hc)	H	W, 48-7
10/18	Army	A	W, 17-14
10/25	Brown	A	W, 22-7
11/1	Massachusetts	H	W, 41-7
11/8	Bucknell (fw) *	H	W, 17-10
11/15	William & Mary	A	W, 31-7
11/22	Boston College	H	L, 26-56

1987 (11-0, 4-0 PL)

PATRIOT LEAGUE CHAMPIONS

Coach: Mark Duffner

Capt: Ron George, Jim Kelly,

Gordie Lockbaum, Andy Martin

9/12	Army	A	W, 34-24
9/19	Lafayette *	H	W, 40-11
9/26	Lehigh *	A	W, 63-6
10/3	Colgate (hc) *	H	W, 49-7
10/10	Dartmouth	A	W, 62-23
10/17	Bucknell *	A	W, 48-10
10/24	Brown (fw)	H	W, 41-0
10/31	Massachusetts	A	W, 54-10
11/7	Harvard	H	W, 41-6
11/14	William & Mary	H	W, 40-7
11/19	Villanova (nt)	A	W, 39-6

ALL-TIME RESULTS

1988 (9-2, 3-1 PL)

Coach: Mark Duffner

Capt: Dennis Golden, Rob McGovern,

Tom Smith, Jeff Wiley

9/3	Rhode Island	H	W, 49-7
9/10	Army	A	L, 3-23
9/17	Lafayette *	A	L, 20-28
9/24	Princeton	A	W, 30-26
10/1	Harvard	H	W, 35-20
10/8	Dartmouth (hc)	H	W, 17-3
10/15	Lehigh (fw) *	H	W, 48-24
10/22	Brown	A	W, 35-14
10/29	Colgate *	A	W, 7-0
11/12	Bucknell *	H	W, 38-7
11/19	Northeastern	H	W, 52-30

1989 (10-1, 4-0 PL)

PATRIOT LEAGUE CHAMPIONS

Coach: Mark Duffner

Capt: Tim Donovan, Randy Pedro,

Chris Maruca, Dave Murphy

9/9	Villanova	H	W, 38-17
9/16	Lafayette *	A	W, 23-21
9/23	Harvard	A	W, 31-17
9/30	Princeton (hc)	H	W, 46-0
10/7	Dartmouth	A	W, 33-7
10/14	Army	A	L, 9-45
10/21	Colgate (fw) *	H	W, 31-6
10/28	Brown	H	W, 49-13
11/4	Northeastern	H	W, 46-13
11/11	Lehigh *	A	W, 55-16
11/18	Bucknell *	A	W, 35-6

1990 (9-1-1, 5-0 PL)

PATRIOT LEAGUE CHAMPIONS

Coach: Mark Duffner

Capt: Willie Bradford, Craig Callahan,

Joe Foy, Mark Gallagher

9/8	Massachusetts	H	T, 10-10
9/15	Army	A	L, 7-24
9/22	Pennsylvania	A	W, 17-3
9/29	Harvard	H	W, 35-14
10/6	Dartmouth (hc)	H	W, 21-10
10/13	Brown	A	W, 55-0
10/20	Lehigh (fw) *	H	W, 34-22
10/27	Lafayette *	H	W, 34-3
11/3	Bucknell *	H	W, 43-14
11/10	Fordham *	A	W, 48-0
11/17	Colgate *	A	W, 35-6

1991 (11-0, 5-0 PL)

PATRIOT LEAGUE CHAMPIONS

Coach: Mark Duffner

Capt: Tom Ciaccio, Darin Cromwell,

Ron Flauto, Chris Kovath

9/14	Massachusetts	A	W, 22-20
9/21	Boston University (nt)	A	W, 27-23
9/28	Pennsylvania (hc)	H	W, 45-0
10/5	Harvard	A	W, 28-13
10/12	Dartmouth	A	W, 23-6
10/19	Brown (fw)	H	W, 42-28
10/26	Lehigh *	A	W, 43-42
11/2	Lafayette *	H	W, 48-14
11/9	Bucknell *	A	W, 42-6
11/16	Fordham *	N17	W, 24-19
11/23	Colgate *	H	W, 28-3

1992 (6-5, 4-1 PL)

Coach: Peter Vaas

Capt: Marcus Duckworth, Ron Hooley,

Tom McDonald, John Powell

9/12	Army	A	L, 7-17
9/19	Massachusetts	H	L, 3-7
9/26	Yale	A	L, 3-7
10/3	Harvard	H	W, 30-7
10/10	Dartmouth	H	L, 0-48
10/17	Princeton (hc)	H	W, 10-7
10/24	Bucknell (fw) *	H	W, 27-12
10/31	Lehigh *	H	W, 28-25
11/7	Lafayette *	A	L, 6-15
11/14	Colgate *	A	W, 18-17
11/21	Fordham *	H	W, 21-13

1993 (3-8, 2-3 PL)

Coach: Peter Vaas

Capt: Todd Araujo,

Rob Milanette, Frank Visconti

9/11	Massachusetts	A	L, 7-37
9/18	Boston University	H	L, 18-44
9/25	Dartmouth	A	W, 13-7
10/2	Princeton	A	L, 0-38
10/9	Yale (fw)	H	L, 27-31
10/16	Harvard	A	L, 25-41
10/23	Bucknell *	A	L, 23-33
10/30	Lehigh *	A	L, 10-17
11/6	Lafayette (hc) *	H	L, 27-52
11/13	Colgate *	H	W, 27-14
11/20	Fordham *	H	W, 28-12

1994 (3-8, 3-2 PL)

Coach: Peter Vaas

Capt: Pat Smith, Chris Nichol

9/10	Army	A	L, 3-49
9/17	Massachusetts (hc)	H	L, 0-32
9/24	Yale	A	L, 22-47
10/1	Harvard	H	L, 17-27
10/8	Pennsylvania	A	L, 8-59
10/15	Brown	A	L, 18-20
10/22	Lafayette *	A	L, 9-17
10/29	Fordham *	A	W, 31-21
11/5	Bucknell (fw) *	H	W, 27-20
11/12	Lehigh *	H	L, 13-29
11/19	Colgate *	A	W, 27-6

1995 (2-9, 1-4 PL)

Coach: Peter Vaas

Capt: David Harris,

Matt Faery, Brian Regan

9/9	Hofstra	H	L, 9-24
9/16	Massachusetts	A	L, 0-51
9/23	Cornell	A	L, 19-28
9/30	Brown	H	L, 14-37
10/7	Yale (hc)	H	L, 17-28
10/14	Harvard	A	W, 27-22
10/21	Lafayette (fw) *	H	L, 17-27
10/28	Fordham *	N18	L, 10-17
11/4	Bucknell *	A	L, 7-21
11/11	Lehigh *	A	L, 21-51
11/18	Colgate *	H	W, 39-20

1996 (2-9, 1-4 PL)

Coach: Dan Allen

Capt: David Streeter, Mike Zimirowski

9/14	Massachusetts	H	L, 10-28
9/21	Colgate *	A	W, 38-21
9/28	Princeton	A	L, 30-37
10/5	Columbia (hc)	H	L, 16-42
10/12	Dartmouth	A	L, 7-35
10/19	Harvard	H	L, 25-28
10/26	Bucknell (fw) *	H	L, 7-38
11/2	Fordham *	A	L, 0-28
11/9	Lehigh *	H	L, 10-20
11/16	Lafayette *	A	L, 21-38
11/23	Georgetown	A	W, 45-36

ALL-TIME RESULTS

1997 (4-7, 2-4 PL)

Coach: Dan Allen

Capt: Dominic Blue, Jeff Laboranti

9/13	Towson *	A	W, 7-27#
9/20	Georgetown	H	W, 25-21
9/27	Dartmouth	H	L, 6-35
10/4	Princeton (hc)	H	L, 7-21
10/11	Columbia	A	W, 45-16
10/18	Harvard	A	L, 24-52
10/25	Bucknell *	A	L, 6-18
11/1	Colgate (fw) *	H	L, 7-42
11/8	Lehigh *	A	W, 20-14
11/15	Lafayette *	H	L, 23-34
11/22	Fordham *	H	L, 12-28

1998 (2-9, 1-5 PL)

Coach: Dan Allen

Capt: Bob Andrews, John Aloisi,

Joel Beck, Barrett Doxsey

9/5	Fairfield	H	W, 26-22
9/19	Georgetown	A	L, 12-13
9/26	Cornell (hc)	H	L, 9-17
10/3	Towson *	H	W, 31-24
10/10	Yale	A	L, 7-15
10/17	Harvard (ot)	A	L, 14-20
10/24	Lehigh *	H	L, 14-24
10/31	Lafayette *	A	L, 17-28
11/7	Bucknell (fw) *	H	L, 14-30
11/14	Fordham *	H	L, 10-13
11/21	Colgate *	A	L, 14-28

1999 (3-8, 2-4 PL)

Coach: Dan Allen

Capt: John Aloisi,

David Puloka, Joe Saunders

9/11	Georgetown	H	L, 16-34
9/18	Lafayette *	H	W, 30-12
9/25	Harvard (hc/fw)	H	L, 17-25
10/2	Towson *	A	L, 0-14
10/9	Yale	H	L, 14-34
10/16	Fairfield	H	W, 24-23
10/23	Lehigh *	A	L, 8-62
10/30	St. Mary's (Calif.)	A	L, 26-28
11/6	Bucknell *	A	L, 21-32
11/13	Fordham *	A	W, 37-14
11/20	Colgate *	H	L, 26-45

2000 (7-4, 4-2 PL)

Coach: Dan Allen

Capt: David Puloka, Patrick Quay

9/9	Georgetown	A	W, 38-22
9/16	Harvard	A	W, 27-25
9/23	Towson *	H	W, 17-14
9/30	Yale	A	L, 27-33
10/7	Pennsylvania (hc)	H	W, 34-17
10/14	Dartmouth	A	L, 14-31
10/21	Lafayette *	A	L, 13-28
10/28	Lehigh (fw) *	H	L, 6-21
11/4	Bucknell *	H	W, 10-9
11/11	Colgate *	A	W, 32-3
11/18	Fordham *	H	W, 27-20

2001 (4-6, 3-4 PL)

Coach: Dan Allen

Capt: Brian Hall,

James Jenkins, Vernell Shaw

9/8	Georgetown *	H	W, 33-7
9/22	Towson *	A	W, 17-9
9/29	Yale	H	L, 22-23
10/6	Pennsylvania	A	L, 7-43
10/13	Dartmouth (hc)	H	W, 49-17
10/20	Lafayette (fw) *	H	W, 63-53
10/27	Lehigh *	A	L, 14-47
11/3	Bucknell *	A	L, 14-21
11/10	Colgate *	H	L, 7-35
11/17	Fordham *	A	L, 21-24

2002 (4-8, 2-5 PL)

Coach: Dan Allen

Capt: David Dugan, Brian Hall,

Nick Soivilien, Ross Sullivan

9/7	Army	A	W, 30-21
9/14	Georgetown *	A	W, 41-13
9/21	Harvard	A	L, 23-28
9/28	Towson (hc) *	H	L, 10-42
10/5	Yale	A	L, 19-28
10/12	St. Mary's (Calif.)	H	W, 24-22
10/19	Dartmouth	A	L, 36-44
10/26	Lehigh (fw) *	H	L, 12-21
11/2	Bucknell *	H	W, 38-21
11/9	Fordham *	H	L, 27-37
11/16	Lafayette *	A	L, 13-42
11/23	Colgate *	A	L, 20-25

2003 (1-11, 1-6 PL)

Coach: Dan Allen

Capt: Ari Confesor, Steve Fox,

Ben Koller, Nick Larsen

9/6	Lehigh *	A	L, 20-38
9/13	Georgetown *	H	W, 42-34
9/20	Harvard (hc)	H	L, 23-43
9/27	San Diego (nt) (2ot)	A	L, 45-46
10/4	Yale	H	L, 16-41
10/11	Towson *	A	L, 13-30
10/18	Dartmouth (fw)	H	L, 20-24
10/25	Florida International	A	L, 23-34
11/1	Bucknell *	A	L, 31-53
11/8	Fordham *	A	L, 28-49
11/15	Lafayette *	H	L, 13-41
11/22	Colgate *	H	L, 38-45

2004 (3-8, 1-5 PL)

Coach: Tom Gilmore

Capt: David Mitchell, Steve Silva

9/4	Duquesne	H	L, 7-31
9/11	San Diego	H	L, 31-37
9/18	Harvard	A	L, 0-35
10/2	Fordham *	H	L, 35-42
10/9	Lehigh (hc) *	H	L, 14-42
10/16	Dartmouth	A	W, 24-0
10/23	Colgate *	A	L, 7-41
10/30	Bucknell (fw) *	H	L, 27-42
11/6	Marist	H	W, 44-13
11/13	Lafayette *	A	L, 20-56
11/20	Georgetown (ot) *	A	W, 31-28

2005 (6-5, 3-3 PL)

Coach: Tom Gilmore

**Capt: Gideon Akande,
John O'Neil, Steve Silva**

9/3	Sacred Heart	H	W, 56-21
9/10	Georgetown (hc) *	H	W, 48-6
9/17	Harvard	H	L, 21-31
9/24	Delaware (nt)	A	L, 23-35
10/1	Yale	A	W, 22-19
10/8	Lehigh *	A	W, 13-10
10/15	Dartmouth	H	W, 28-16
10/22	Colgate (fw) *	H	L, 14-27
10/29	Fordham *	A	L, 20-24
11/12	Lafayette *	H	L, 21-41
11/19	Bucknell *	A	W, 51-33

ALL-TIME RESULTS

LEGEND

- 1 Worcester Fair Grounds
- 2 Worcester College Grounds
- 3 Worcester Oval
- 4 Philadelphia, Pa.
- 5 Portland, Maine
- 6 Polo Grounds, New York, N.Y.
- 7 Manchester, N.H.
- 8 Fenway Park, Boston, Mass.
- 9 Utica, N.Y.

- 10 Braves Field, Boston, Mass.
- 11 Yankee Stadium, Bronx, N.Y.
- 12 Harvard Stadium, Cambridge, Mass.
- 13 Ebbets Field, Brooklyn, N.Y.
- 14 Orange Bowl, Miami, Fla.
- 15 Manning Bowl, Lynn, Mass.
- 16 Foxboro Stadium, Foxboro, Mass.
- 17 Gaelic Grounds, Limerick, Ireland
- 18 National Stadium, Hamilton, Bermuda

- * Patriot League Games
- fw Family Weekend
- hc Homecoming
- i-aa Division I-AA Playoffs
- nt Night Games
- ob Orange Bowl
- # Holy Cross awarded forfeit victory

2006 (7-4, 4-2 PL)

Coach: Tom Gilmore

Capt: Dan Adams, Casey Gough, Frank Herlihy, Chris Nielsen

9/2	Georgetown *	A	W, 26-13
9/9	Northeastern	H	L, 14-24
9/16	Harvard	A	L, 14-31
9/23	Marist (nt)	A	W, 27-0
9/30	Fordham (hc) *	H	W, 28-21
10/7	Brown	H	W, 35-30
10/14	Dartmouth (ot)	A	W, 24-21
10/21	Lafayette *	A	W, 38-28
10/28	Lehigh (fw) *	H	L, 14-28
11/4	Bucknell *	H	W, 27-10
11/11	Colgate *	A	L, 28-29

2007 (7-4, 4-2 PL)

Coach: Tom Gilmore

Capt: Casey Gough,

Obi Green, Dominic Randolph

9/1	Massachusetts	A	L, 30-40
9/15	Harvard (hc)	H	W, 31-28
9/22	Georgetown *	H	W, 55-0
9/29	Yale (fw)	H	L, 17-38
10/6	Brown	A	W, 48-37
10/13	Dartmouth	H	W, 41-15
10/20	Lehigh *	A	W, 59-10
10/27	Bucknell *	A	W, 45-21
11/3	Fordham *	A	L, 21-24
11/10	Lafayette *	H	L, 21-31
11/17	Colgate *	H	W, 27-20

2008 (7-4, 5-1 PL)

Coach: Tom Gilmore

Capt: Daryl Brown, Dominic Randolph

9/6	Massachusetts (hc)	H	L, 42-45
9/19	Harvard (nt)	A	L, 24-25
9/27	Georgetown *	A	W, 38-14
10/4	Yale (2ot)	A	L, 28-31
10/11	Brown	H	W, 41-34
10/18	Dartmouth	A	W, 44-26
10/25	Lehigh (fw) *	H	W, 35-21
11/1	Bucknell *	H	W, 34-17
11/8	Fordham *	H	W, 38-17

11/15	Lafayette *	A	W, 27-26
11/22	Colgate *	A	L, 27-28

2009 (9-3, 5-1 PL)

PATRIOT LEAGUE CHAMPIONS

Coach: Tom Gilmore

Capt: Dominic Randolph

9/5	Georgetown *	H	W, 20-7
9/12	Sacred Heart	H	W, 52-21
9/19	Harvard	H	W, 27-20
10/3	Northeastern	A	W, 42-21
10/10	Brown	A	L, 31-34
10/17	Dartmouth (hc)	H	W, 34-14
10/24	Colgate (fw) *	H	W, 42-28
10/31	Fordham *	A	W, 41-27
11/7	Lehigh *	A	W, 24-20
11/14	Lafayette *	H	W, 28-26
11/21	Bucknell *	A	L, 17-23
11/28	Villanova (i-aa)	A	L, 28-38

2010 (6-5, 4-2 PL)

Coach: Tom Gilmore

Capt: Anthony DiMichele,

Sean Lamkin, Freddie Santana

9/4	Howard	H	W, 38-7
9/11	Massachusetts (nt)	A	L, 7-31
9/18	Harvard (nt)	A	L, 6-34
9/25	Georgetown *	A	L, 7-17
10/2	Fordham (hc) *	H	W, 36-31
10/9	Brown	H	W, 17-13
10/16	Dartmouth	A	L, 19-27
10/23	Colgate *	A	W, 31-24
11/6	Lehigh *	H	L, 17-34
11/13	Lafayette *	A	W, 37-27
11/20	Bucknell *	H	W, 34-9

2011 (6-5, 4-2 PL)

Coach: Tom Gilmore

Capt: Ricky Otis,

Mike McCabe, Mark Tolzien

9/1	Massachusetts (nt)	H	L, 16-24
9/10	Colgate *	H	W, 37-7
9/17	Harvard (hc)	H	W, 30-22
10/1	New Hampshire	A	L, 32-39

10/8	Brown	A	L, 13-20
10/15	Dartmouth	H	W, 25-17
10/22	Bucknell *	A	W, 16-13
10/29	Georgetown (fw) *	H	L, 6-19
11/5	Lehigh *	A	L, 7-14
11/12	Lafayette *	H	W, 29-24
11/19	Fordham *	A	W, 41-21

2012 (2-9, 2-4 PL)

Coach: Tom Gilmore

Capt: Tom Mannix, Gerald Mistretta, Roman SanDoval, Sean Whited

8/30	New Hampshire (nt)	H	L, 17-38
9/15	Brown	H	L, 21-24
9/22	Dartmouth (hc)	H	L, 10-13
9/28	Harvard (nt)	A	L, 3-52
10/6	Bucknell *	H	W, 13-6
10/13	Colgate *	A	L, 35-51
10/20	Lafayette *	A	L, 13-30
10/27	Fordham (fw) *	H	L, 32-36
11/3	Lehigh *	H	L, 35-36
11/10	Wagner	A	L, 30-31
11/17	Georgetown *	A	W, 24-0

2013 (3-9, 1-5 PL)

Coach: Tom Gilmore

Capt: Gary Acquah, Mike Fess

8/31	Bryant	A	L, 16-17
9/7	Towson	H	L, 7-49
9/14	Central Conn. (nt)	A	W, 52-21
9/21	Monmouth (nt)	H	L, 14-21
9/28	Dartmouth (nt)	A	W, 31-28
10/5	Harvard (hc) (3ot)	H	L, 35-41
10/12	Bucknell *	A	W, 51-27
10/19	Colgate *	H	L, 24-28
10/26	Lafayette (fw) *	H	L, 23-41
11/2	Fordham *	A	L, 30-32
11/9	Lehigh *	A	L, 30-34
11/23	Georgetown *	H	L, 21-28