

2012

HOLY CROSS

FOOTBALL

FACT BOOK

TABLE OF CONTENTS / QUICK FACTS

TABLE OF CONTENTS

Media Information	3-4
Opponent Information	5
2012 Season Preview	6-8
Pronunciation Guide	8
Two-Deep Comparison	9
2012 Numerical Roster	10-11
2012 Alphabetical Roster	12-13
Coaching Staff	14-18
Player Profiles	19-49
2011 Final Statistics	52-56
2011 Game-By-Game Recaps	57-62
2011 Honors & Awards	63
Individual Records	64-75
Year-By-Year Leaders	76-81
Team Records	82-83
100-Yard Rushers / 300-Yard Passers	84-85
The Last Time	86-87
Year-By-Year Records	88
Tradition of Excellence	89-92
Postseason History	93-94
All-Time Head Coaches / Coaching Records	95-98
Hall of Fame Inductees	99
Crusaders in the Professional Ranks	100
Honors & Awards	101-108
Fitton Field Records & History	109
Homecoming & Family Weekend	110
All-Time Series Records	111
Series History vs. 2012 Opponents	112-113
All-Time Letterwinners	114-121
All-Time Results	122-132

2012 SCHEDULE

Aug. 30	NEW HAMPSHIRE	7:30 p.m.
Sept. 15	BROWN	1:00 p.m.
Sept. 22	DARTMOUTH (Homecoming)	1:00 p.m.
Sept. 28	at Harvard	7:00 p.m.
Oct. 6	BUCKNELL *	1:00 p.m.
Oct. 13	at Colgate *	1:00 p.m.
Oct. 20	at Lafayette *	1:00 p.m.
Oct. 27	FORDHAM * (Family Weekend)	1:00 p.m.
Nov. 3	LEHIGH *	12:30 p.m.
Nov. 10	at Wagner	1:00 p.m.
Nov. 17	at Georgetown *	1:00 p.m.

* Patriot League games
Home games listed in **BOLD CAPS**

ADMINISTRATION

President	Rev. Philip L. Buroughs, S.J.
Athletic Director	Richard M. Regan, Jr.
Associate Athletic Director	Bill Bellerose
Associate Athletic Director	Rosemary Shea
Associate Athletic Director	Ann Zelesky
Assistant Athletic Director	Frank Mastrandrea
Athletic Department Phone	(508) 793-2571
Ticket Office Phone	(508) 793-2573
Athletic Department Fax	(508) 793-3863

GENERAL COLLEGE INFORMATION

Location	Worcester, Mass.
Founded	1843
Enrollment	2,872
Denomination	Roman Catholic, Jesuit
Nickname	Crusaders
Color	Royal Purple
National Affiliation	NCAA Division I
Conference	Patriot League
College Web Site	www.holycross.edu
Athletic Web Site	www.goholycross.com

FOOTBALL QUICK FACTS

Head Coach	Tom Gilmore
Alma Mater	Pennsylvania, 1986
Record at Holy Cross	51-38 / Eight Years
Overall Record	51-38 / Eight Years
Office Phone	(508) 793-2584
Office Fax	(508) 793-3855

Offensive Coordinator / Quarterbacks	Andy McKenzie
Defensive Coordinator / Secondary	Andy Rondeau
Wide Receivers / Special Teams	Cazzie Kosciolk
Linebackers	Tom Radulski
Offensive Line	Bill Samko
Defensive Line	Antoine Smith
Running Backs	Matt Fanning
Outside Linebackers	Dakota Allosso
Assistant Secondary	Nick Lezynski
Tight Ends	Chris Nugai
Strength & Conditioning	Jeff Oliver
Athletic Trainer	Anthony Cerundolo
Equipment Manager	Ray Bolger
Secretary	Lu-Ann Hennessy

2011 Overall Record	6-5
2011 Patriot League Record	4-2 / Second
Home Field	Fitton Field
Capacity	23,500
Surface	Natural Grass
Press Box Phone	(508) 793-2204
Letterwinners Returning / Lost	42 / 21
Starters Returning / Lost	17 / 12
Offense	8 / 3
Defense	6 / 5
Special Teams	3 / 4

CREDITS

The 2012 Holy Cross football fact book is published by the College of the Holy Cross Department of Athletics, all rights reserved, Copyright 2012. Writing, layout, design and editing by Charles Bare. Editorial assistance provided by Jim Wrobel.

MEDIA INFORMATION



Charles Bare



Jim Wrobel



Jamie Reynolds

CONTACT INFORMATION

For information on Holy Cross football, or any other varsity athletic team, please contact the Holy Cross athletic media relations office:

Charles Bare, Director cbare@holycross.edu
Jim Wrobel, Assistant Director jwrobel@holycross.edu
Jamie Reynolds, Video Coordinator jreynol@holycross.edu
Kristen Kearnan, Secretary kkearnan@holycross.edu
Office Phone. (508) 793-2583
Office Fax. (508) 793-2309
Press Box Phone (508) 793-2204
Mailing Address One College Street, Worcester, MA 01610

CREDENTIALS & SCOUTING PASSES

All requests for working media credentials should be made to Charles Bare at least one week in advance, preferably in writing. All requests received one week in advance will be mailed, while all others will be left at the will call window, which is located at the main entrance to the stadium, in the southwest corner near the visiting locker room. Every effort will be made to accommodate all members of the media, but as space is limited, we may not be able to honor all requests.

PHOTOGRAPHERS

Holy Cross subscribes to the policy suggested by the NCAA Football Rules Committee, in conjunction with the NCAA Public Relations Committee, the American Football Coaches Association and the National Press Photographers Association. Photographers must have a special photo credential issued by the athletic media relations office.

RADIO BROADCASTS

Holy Cross has installed phone lines which can be rented by visiting radio. There is a charge of \$75.00 per line for commercial radio, or \$50.00 per line for student radio. Others wishing to install their own lines may contact Verizon Telephone at (508) 792-4000. Any radio station or reporting service seeking in-game or post-game reports must make arrangements through the athletic media relations office.

TELEVISION

News stations covering the game must shoot from either the designated areas on the photo decks, or on the field level outside of the team bench areas.

TELEPHONES

There are two community telephones in the press box for use by the media. To order a private phone, contact Verizon Telephone at (508) 792-4000.

INTERNET ACCESS

There is high speed wireless internet access available for members of the media to use in the Fitton Field press box.

PARKING

Accredited media will be given passes allowing access to the garage just south of Fitton Field, the baseball field and the adjacent fields. Please note that there is no specific area for press parking, and any member of the media not arriving at least one hour before kickoff is not guaranteed parking space. In the event of rain or snow, the baseball field parking will be closed, making early arrival even more essential.

GAME DAY SERVICES

Pregame press notes, flip cards and programs are available in the press box approximately one hour before kickoff. A light breakfast is provided, along with beverages and a snack during the game. Fax service is available after the game with advanced notice to the athletic media relations staff. Halftime statistics, final statistics, play-by-play, scoring summaries, defensive statistics and drive charts are provided. Complete books are available approximately 30 minutes after the game.

POSTGAME PROCEDURES

The Holy Cross football locker room is closed to the media. Members of the media should submit player requests to Charles Bare by the five-minute mark of the fourth quarter. Following a 10-minute cooling off period, Holy Cross head coach Tom Gilmore and requested players will be available. Interviews will be conducted either on the field or outside of the Holy Cross locker room, located in the northwest corner of the field. Requests for interviews with the visiting team should be made with that school's sports information director. The visiting locker room is located in the southwest corner of the field.

MEDIA INFORMATION

COACH & PLAYER INTERVIEWS

Personal interviews with head coach Tom Gilmore, his staff and players can be arranged through Charles Bare. Players are available in person and for phone interviews Monday through Thursday, subject to the individual student-athlete's academic responsibilities. Arrangements for all interviews should be made at least 24 hours in advance. Home phone numbers will not be given out. The best time to reach coach Gilmore by phone is on weekday mornings.

WEEKLY MEDIA LUNCHEON

Head coach Tom Gilmore will have a weekly luncheon with the media each Tuesday during the season at 12:00 p.m. During the luncheon, we will make every effort to have the head coach of Holy Cross' opponent for that week's game available via speaker phone. In addition, at least one student-athlete will be available for interviews near the end of the luncheon. All members of the working media are welcome to attend. For more information, contact the athletic media relations office.

HOLY CROSS ON THE INTERNET

Information on Holy Cross football and all 26 other varsity sports is available through the Holy Cross Athletics home page at "www.GoHolyCross.com". All notes and statistics will be available through the site. In addition, live Crusader audio and video can be found on the internet, with information on webcast locations available on the Holy Cross Athletics home page.

DIRECTIONS TO FITTON FIELD

From the East or West: Take the Massachusetts Turnpike (I-90) to Exit 10. After the exit, follow I-290 East toward Worcester. Take Exit 11 (College Square / Southbridge Street) off of I-290. Cross over to the right lane immediately after coming off the ramp to College Square. Take the first right (before the traffic light) onto College Street. Fitton Field will be on the left.

From the North: Take I-495 South to I-290 West (Exit 25B). Follow I-290 West to Exit 11 (College Square / Southbridge Street). Bear left coming off the ramp onto Southbridge Street. Take the first right (before the traffic light) onto College Street. Fitton Field will be on the left.

From the Southeast: Take I-495 North to the Massachusetts Turnpike West (I-90). Take Exit 10 off of the Massachusetts Turnpike. After the exit, follow I-290 East toward Worcester. Take Exit 11 (College Square / Southbridge Street) off of I-290. Cross over to the right lane immediately after coming off the ramp to College Square. Take the first right (before the traffic light) onto College Street. Fitton Field will be on the left.

From the South: Take Route 146 North to the Massachusetts Turnpike West (I-90). Take Exit 10 off of the Massachusetts Turnpike. After the exit, follow I-290 East toward Worcester. Take Exit 11 (College Square / Southbridge Street) off of I-290. Cross over to the right lane immediately after coming off the ramp to College Square. Take the first right (before the traffic light) onto College Street. Fitton Field will be on the left.

PRIMARY MEDIA OUTLETS

Worcester Telegram & Gazette, 20 Franklin Street, Worcester, Mass., 01615. Phone: (508) 793-9350. Fax: (508) 793-9363. Website: 'www.telegram.com'. Dave Nordman, sports editor; Jennifer Toland, beat writer.

Boston Globe, 135 Morrissey Boulevard, Boston, Mass., 02107. Phone: (617) 929-2860. Fax: (617) 929-2670. Website: 'www.boston.com'.

Boston Herald, 1 Herald Square, Boston, Mass., 02118. Phone: (800) 234-5680. Fax: (617) 619-6430. Website: 'www.bostonherald.com'. John Connolly, college reporter.

Associated Press (Boston), 184 High Street, Boston, Mass., 02110. Phone: (617) 357-8100. Fax: (617) 338-8125. Website: 'www.ap.org'. Howard Ulman, sports editor.

Holy Cross Radio, c/o Superlative Marketing, 237 South Street, Unit #19, Shrewsbury, Mass., 01545. Phone: (508) 770-8458. Bob Fouracre, play-by-play.

WTAG Radio, 58 Stereo Lane, Paxton, Mass., 01612. Phone: (508) 795-0580. Fax: (508) 757-1779. Website: 'www.wtag.com'. George Brown, sports.

WCHC Radio, 216 Hogan Campus Center, College of the Holy Cross, Worcester, Mass., 01610. Phone: (508) 793-2475. Website: 'college.holy-cross.edu/wchc'.

Charter TV 3, 95 Higgins Street, Worcester, Mass., 01606. Phone: (508) 853-1515. Fax: (508) 854-5065. Kevin Shea, sports. Website: 'www.chartertv3.com'.

2012 TRAVEL INFORMATION

Harvard: Travel via charter bus. Depart Worcester on the day of Sept. 28, return following the game on Sept. 28.

Colgate: Travel via charter bus. Depart Worcester on the day of Oct. 12, return following the game on Oct. 13. Radisson Hotel Utica Centre, 200 Genesee Street, Utica, N.Y., 13502. Phone: (315) 797-8010. Fax: (315) 797-1490.

Lafayette: Travel via charter bus. Depart Worcester on the day of Oct. 19, return following the game on Oct. 20. Days Inn Allentown, 3400 Airport Road, Allentown, Pa., 18109. Phone: (610) 266-1000. Fax: (610) 266-1888.

Wagner: Travel via charter bus. Depart Worcester on day of Nov. 9, return following the game on Nov. 10. Teaneck Marriott at Glenpointe, 100 Frank W. Burr Boulevard, Teaneck, N.J., 07666. Phone: (201) 836-0600. Fax: (201) 836-0638.

Georgetown: Travel via commercial air. Depart Worcester on the day of Nov. 16, return following the game on Nov. 17. Key Bridge Marriott, 1401 Lee Highway, Arlington, Va., 22209. Phone: (703) 524-6400. Fax: (703) 524-8964.

OPPONENT INFORMATION

BROWN

Location Providence, R.I.
Nickname Bears
Colors Brown, Red & White
Stadium Brown Stadium (20,000)
Conference Ivy League
2011 Record 7-3 (4-3 Ivy)
Head Coach Phil Estes (UNH, '80)
Career Record 85-54 (14 years)
Football SID Christopher Humm
Phone (401) 863-1095
E-Mail . . christopher_humm@brown.edu
Athletic Web Site www.brownbears.com
Press Box Phone (401) 863-3888

BUCKNELL

Location Lewisburg, Pa.
Nickname Bison
Colors Orange & Blue
Stadium . . Mathewson-Memorial Stadium (13,100)
Conference Patriot League
2011 Record 6-5 (3-3 PL)
Head Coach Joe Susan (Delaware, '77)
Career Record 17-15 (3 years)
Football SID Todd Merriett
Phone (570) 577-3488
E-Mail tmerriet@bucknell.edu
Athletic Web Site www.bucknellbison.com
Press Box Phone (570) 577-1519

COLGATE

Location Hamilton, N.Y.
Nickname Raiders
Colors Maroon & White
Stadium Andy Kerr Stadium (10,221)
Conference Patriot League
2011 Record 5-6 (2-4 PL)
Head Coach Dick Biddle (Duke, '71)
Career Record 125-61 (16 years)
Football SID Jeremiah Hergott
Phone (315) 228-7566
E-Mail jhergott@colgate.edu
Athletic Web Site www.gocolgateraiders.com
Press Box Phone (315) 228-6863

DARTMOUTH

Location Hanover, N.H.
Nickname Big Green
Colors Green & White
Stadium Memorial Field (13,000)
Conference Ivy League
2011 Record 5-5 (4-3 Ivy)
Head Coach . . Buddy Teevens (Dartmouth, '79)
Career Record 80-149-2 (22 years)
Football SID Rick Bender
Phone (603) 646-2468
E-Mail rick.bender@dartmouth.edu
Athletic Web Site www.dartmouthsports.com
Press Box Phone (603) 646-0111

FORDHAM

Location Bronx, N.Y.
Nickname Rams
Colors Maroon & White
Stadium Jack Coffey Field (7,000)
Conference Patriot League
2011 Record 1-10 (0-6 PL)
Head Coach Joe Moorhead (Fordham, '96)
Career Record First Year
Football SID Joe DiBari
Phone (718) 817-4240
E-Mail dibari@fordham.edu
Athletic Web Site www.fordhamsports.com
Press Box Phone (718) 817-4241

GEORGETOWN

Location Washington, D.C.
Nickname Hoyas
Colors Blue & Gray
Stadium Multi-Sport Field (3,500)
Conference Patriot League
2011 Record 8-3 (4-2 PL)
Head Coach Kevin Kelly (Springfield, '82)
Career Record 17-48 (6 years)
Football SID Ryan Sakamoto
Phone (202) 687-2492
E-Mail ras228@georgetown.edu
Athletic Web Site www.guhoyas.com
Press Box Phone (202) 687-2380

HARVARD

Location Cambridge, Mass.
Nickname Crimson
Colors Crimson & Black
Stadium Harvard Stadium (30,323)
Conference Ivy League
2011 Record 9-1 (7-0 Ivy)
Head Coach Tim Murphy (Springfield, '78)
Career Record 152-104-1 (25 years)
Football SID Kurt Svoboda
Phone (617) 495-2206
E-Mail ksvoboda@fas.harvard.edu
Athletic Web Site www.gocrimson.com
Press Box Phone (617) 566-5956

LAFAYETTE

Location Easton, Pa.
Nickname Leopards
Colors Maroon & White
Stadium Fischer Stadium (13,132)
Conference Patriot League
2011 Record 4-7 (2-4 PL)
Head Coach . . Frank Tavani (Lebanon Valley, '79)
Career Record 66-69 (12 years)
Football SID Phil LaBella
Phone (610) 330-5122
E-Mail labellap@lafayette.edu
Athletic Web Site www.goleopards.com
Press Box Phone (610) 330-5454

LEHIGH

Location Bethlehem, Pa.
Nickname Mountain Hawks
Colors Brown & White
Stadium Goodman Stadium (16,000)
Conference Patriot League
2011 Record 11-2 (6-0 PL)
Head Coach Andy Coen (Gettysburg, '86)
Career Record 41-29 (6 years)
Football SID Steve Lomangino
Phone (610) 758-3174
E-Mail sjl304@lehigh.edu
Athletic Web Site www.lehighsports.com
Press Box Phone (610) 758-4903

NEW HAMPSHIRE

Location Durham, N.H.
Nickname Wildcats
Colors Blue & White
Stadium Cowell Stadium (6,500)
Conference Colonial Athletic Association
2011 Record 8-4 (6-2 CAA)
Head Coach Sean McDonnell (UNH, '78)
Career Record 96-61 (13 years)
Football SID Mike Murphy
Phone (603) 862-3906
E-Mail mike.murphy@unh.edu
Athletic Web Site www.unhwildcats.com
Press Box Phone (603) 862-2645

WAGNER

Location Staten Island, N.Y.
Nickname Seahawks
Colors Green & White
Stadium Wagner College Stadium (3,300)
Conference Northeast Conference
2011 Record 4-7 (4-4 NEC)
Head Coach . . Walt Hameline (Brockport St., '75)
Career Record 204-123-2 (31 years)
Football SID John Beisser
Phone (718) 390-3227
E-Mail john.beisser@wagner.edu
Athletic Web Site www.wagnerathletics.com
Press Box Phone (718) 420-4050

2012 SEASON PREVIEW

Coming off a 2011 campaign in which it finished in second place in the Patriot League, the Holy Cross football team enters the season with expectations to contend for a conference title once again in 2012. The Crusaders posted an overall record of 6-5 last season, while going 4-2 against Patriot League foes. Having finished with a winning record in each of the last seven seasons, Holy Cross should once again be among the best in the Patriot League in 2012.

On the offensive side of the ball, Holy Cross returns eight starters and 16 total players from last season's final two-deep chart. That group will look to build on what they did a year ago, averaging 22.9 points, 268.0 passing yards and 400.9 yards of total offense per game. Even though three starters need to be replaced, Holy Cross looks to once again have one of the top offenses in the Patriot League this season.

"We have a lot of players on offense who will give us great versatility and depth," said head coach Tom Gilmore. "We anticipate being able to run some different things this year, which should make our offense stronger."

As for the defense, the Crusaders have six starters back on a unit that should be one of the top defenses in the Patriot League. Holy Cross gave up just 342.4 yards and 20.0 points per game in 2011, good for the team's fewest points allowed since the 1992 season. The Crusaders will look to improve upon those numbers in 2012, with several experienced players returning.

"We expect to have a very athletic defense," said Gilmore. "We have depth at most positions, which in some cases we have not had it in the past, and are really looking forward to an exciting year on the defensive side of the ball."

"If we can become more consistent on both offense and defense, while also improving on special teams, we should be contending for a championship this season."

Here is a position-by-position breakdown of how Holy Cross should look in 2012.

QUARTERBACK

A number of players will compete for the starting quarterback spot prior to the start of the season, led by fifth-year senior Kevin Watson. Although he did not see any action last year, Watson played in seven games in 2010, hitting on 42 of 74 attempts for 375 yards and a pair of touchdowns. The other players competing with Watson do not have any game experience on the collegiate level, but they bring an abundance of talent to the field. Junior Max Librizzi and sophomores Steven Elder, Ryan Laughlin and Michael Shewchuk will all attempt to win the starting spot under center.

"Kevin Watson has been around the program, knows what we are doing and has been game tested," said Gilmore. "He has a leg up on the competition, and we have a lot of confidence in his ability. However, we have also been impressed with the other quarterbacks, who have all improved dramatically since last year. There should be an interesting battle to earn the starting spot at the start of preseason practice."

Sophomore Michael Reardon will provide added depth for the Crusaders at quarterback.

WIDE RECEIVER

Whoever wins the starting quarterback spot will have a number of excellent targets to hit, as the Crusaders return their top five wide receivers from last season. Senior Gerald Mistretta leads the way, after catching 60 passes for 723 yards and six touchdowns a year ago, while earning first team All-Patriot League honors. Junior Mike Fess also had an excellent season in 2011, being named second team All-Patriot League after totaling 45 receptions for 417 yards and two scores. The third returning starter at wide out is junior Kyle Toulouse, who caught 40 passes for 472 yards and three touchdowns last season.

Juniors Jon Smith and Nate Stanley both became significant contributors off the bench in 2011, and will look to earn even more playing time this year. Smith had 23 receptions for 274 yards and a touchdown last season, while Stanley caught 18 passes for 216 yards.

"Wide receiver is a position where we are fortunate to have quality depth," said Gilmore. "Not only do we have all three starters coming back, but there are some very capable backups who are ready to step into a starting role at any time. If some of the younger players are able to emerge and earn time on the field, it will only make us stronger."

Others who will look to break into the rotation at wide receiver include juniors Jimmy Jordan and James Lizotte, and sophomores Tyler Artim, Jereme Murray and Shane Taylor. Freshmen Zach Buzzard, Kyle Keyser, Kalif Raymond and Don Webber will also join the competition for playing time.

TIGHT END

At tight end, Holy Cross returns fifth-year senior Alex Schneider, a two-time All-Patriot League selection. Schneider caught 15 passes for 162 yards and two touchdowns last season, and has now totaled 78 receptions for 654 yards and nine scores over the course of his collegiate career.

"Alex Schneider is a guy who has made a lot of progress in different areas," said Gilmore. "Not only is he an excellent receiver, he has also worked hard to become a better blocker. He has been hampered by injuries at a few points during his career, but he is projected to be fully healthy heading into the start of the season."

Senior Reed Apfelbaum should continue his role as a key player for Holy Cross, after catching three passes for 12 yards in 2011. In addition, sophomore Ted Deily will look to earn playing time at tight end.

"Reed Apfelbaum is a versatile player with the ability to help us both at tight end and at fullback," said Gilmore. "And Ted Deily has made noticeable improvement, putting himself into a position to be on the field quite a bit."

Freshman Danny Bosse will also look to contribute at tight end.

RUNNING BACK

Holy Cross looks to be strong in the offensive backfield as well, with the return of four players who have started at least seven career games at tailback. Senior Eddie Houghton took over as the starter late last season, and led the team in rushing with 506 yards and four touchdowns on 86 carries. He now leads all active Crusaders with 1,041 career rushing yards and 10 touchdowns on 193 carries. Junior Reggie Woods also enjoyed a solid year in 2011, and should once again be a factor after carrying the ball 87 times for 328 yards.

Senior Sam Auffant ran for 72 yards and a score on 18 carries a year ago, in addition to leading all running backs with 13 receptions for 153 yards. During the 2010 season, Auffant was the team's top tailback with 118 carries for 451 yards and two touchdowns. Fifth-year senior Matt Bellomo should also contribute, after rushing just eight times for 47 yards in limited action last season. Bellomo was the team's starting tailback in 2009, when he carried the ball 91 times for 442 yards and four scores.

"The nice thing is that the competition at tailback has made them all better," said Gilmore. "It is probably top to bottom the deepest position we have on the team, as far as having talented guys. We expect the competition among them to continue throughout the season, and all four of them are in a position to play significantly and compete for the starting role."

Others who will look to break into the rotation at tailback include sophomore Matt Intile, and freshmen Elad Covaliu and Alex Waked.

At fullback, the Crusaders return sophomore Michael O'Dwyer, who missed the entire 2011 season due to injury. He will be pushed by freshman Caleb Gilligan-Evans, along with Apfelbaum.

2012 SEASON PREVIEW

"We have some legitimate players on the roster who will give us solid depth at fullback," said Gilmore. "That is going to help us become a lot more multiple offensively, which we find very appealing."

OFFENSIVE LINE

On the offensive line, the Crusaders return three starters from a year ago. Last season the line paved the way for Holy Cross to average 400.9 yards of total offense and 22.9 points per contest. The Crusaders also allowed just 21 sacks during the 2011 season, while the team attempted 431 passes (just one sack for every 21.5 times the team dropped back to pass).

Leading the way will be fifth-year senior Sean Whited, who earned second team All-Patriot League honors last year. Whited started all 11 games at center in 2011, and has now played in 23 career contests with 19 starts. Senior Kyle Pedretty will be back in the starting lineup at left tackle, while senior Casey Bessemer returns as the starting left guard. Pedretty started the first six games of 2011 at right tackle before missing the remainder of the season due to injury, and has now started 17 career contests. Bessemer started all 11 games a year ago at either left guard or right tackle, and has played in 22 career games.

"Sean Whited is a veteran player, who is definitely the leader of that unit," said Gilmore. "Kyle Pedretty was having a great year in 2011 before being injured, while Casey Bessemer is our most athletic lineman with good strength and explosiveness. We are expecting all three of them to have excellent seasons."

Junior Blake Berresford looks to take over as the starter at right tackle, after making three starts at the position in 2011. Junior Jay Knighton, who played in nine games with one start last season, is the favorite to earn the starting spot at right guard.

"Both Blake Berresford and Jay Knighton have game experience and really know the offense," said Gilmore. "We expect a real easy transition if they step into the starting lineup."

Senior Billy Lang and junior Emanuel Mendoza are also expected to push for starting spots along the offensive line, while junior Mike Chieco, junior Jake Keller and sophomore Pat Restrepo will play key roles as backups.

Junior Kyle Holland, sophomore Cain Lamper and sophomore Ryan Schnieber will provide added depth, along with freshmen Richard Barber, Conor Hopewell, Danny Moloy and Sam Ranieri.

DEFENSIVE LINE

The defensive line looks to be a strength for Holy Cross, with all three starters from last season returning. Leading the way is senior defensive tackle Jack Maliska, who earned second team All-Patriot League honors a year ago. Maliska totaled 35 tackles in 2011, including 27 solo stops, two quarterback sacks and four tackles for loss. Junior Gary Acquah returns at one defensive end spot, after finishing last season with 40 tackles, two quarterback sacks and three tackles for loss. The other defensive end position will continue to be manned by junior Matthew Boyd, who had 10 tackles and a pass breakup last year.

"Jack Maliska has shown the ability to dominate the middle of the line," said Gilmore. "We anticipate him being able to take it to the next level, and become a really disruptive force. Gary Acquah and Matthew Boyd are now much bigger and stronger. We are looking for both of them to step up their games now that they have gained valuable experience."

Junior Daryl Howell is the most experienced of the Crusaders' backups along the line, after recording 13 tackles, a quarterback sack and a forced fumble in 2011. Sophomores Tom Kohlhauff, Aaron Lewis, Charlie Murphy and Max Phelps will also look to work their way into the rotation.

Junior Jack Daly will provide additional depth, along with freshmen Dewayne Cameron, Mike Galantini, Jacob Gonzales and Clint Jackman.

LINEBACKER

At outside linebacker, junior Mike Tucker returns to the starting lineup after earning second team All-Patriot League honors in 2011. Tucker led the team with nine quarterback sacks last season, in addition to finishing with 27 total tackles and a pass breakup. Junior George Sessoms has a shot to become the starter at the other spot on the outside, after moving over from safety where he made two tackles a year ago.

"Mike Tucker is a really versatile guy, who can also play defensive end," said Gilmore. "He plays with a really high motor all the time, and always finds a way to make big plays. George Sessoms is still learning the position, but he has great athletic ability and we are confident that he will be ready to go both from a physical and mental standpoint."

Others who will push for playing time at outside linebacker include senior David Herman, junior Pete Anastasio and sophomore Andrew Mizzoni. Herman made three tackles during the 2010 campaign, and will look to break back into the rotation after missing the last year and a half due to injury. Anastasio had one tackle and one blocked punt on special teams last season, and should challenge for playing time on defense in 2012. Mizzoni saw action in four games as a true freshman in 2011, and looks to build on the two tackles and one sack he recorded a year ago.

Sophomores Kyle Robbins and Chase Ullman should also play key roles off the bench, while freshmen Ryan Germano, Ryan Smith and John Turner will provide added depth at outside linebacker.

Senior Roman SanDoval is the most experienced player for Holy Cross at inside linebacker, and should win one of the starting spots. SanDoval played in just three games last season due to injury, totaling 15 tackles. Previously in 2010, SanDoval totaled 34 tackles with appearing in all 11 games and earning one start.

"Roman San Doval was on the verge of having a great season before getting injured last year, said Gilmore. "We saw that he has a lot of ability, and now that he is physically ready to go, we expect him to use that experience to move his game up to the next level."

Four other players will push for a starting spot or play key roles as backups at inside linebacker, in seniors Pat O'Connell and Erik Wachter, and juniors Scotty O'Donoghue and Tyler Zeoli. O'Connell finished last season with six tackles, one tackle for loss and two pass breakups, and Wachter totaled 16 tackles and two pass breakups a year ago. O'Donoghue recorded seven total tackles in 2011, while Zeoli played in just one game last season due to injury and is looking to work his way back into the lineup.

"There will be a lot of competition to see who will be a starter at inside linebacker, as well as to see who is going to be on the field at different times," said Gilmore. "It is a good problem to have, because they are all guys who have been in the program, understand what we are doing, and have game experience. We are really looking forward to see how that sorts itself out in preseason practice."

Sophomores Ryan Neumann and Shane Thompson will also supply depth at inside linebacker, along with freshmen Kenny Acquah, Kobe Osei-Boaten and Justin Todd.

SECONDARY

The secondary will be led by senior strong safety Tom Mannix, a second team All-Patriot League selection in 2011. Mannix ranked second on the team with 87 total tackles last season, in addition to recording a quarterback sack, an interception, a fumble recovery, three forced fumbles and 10 pass breakups.

2012 SEASON PREVIEW / PRONUNCIATION GUIDE

“Tom Mannix is a great leader, not just because of his knowledge of the defense, but also his work ethic,” said Gilmore. “He has that football savvy that you need as a safety, and it puts him in position to make a lot of plays.”

Junior Andrew Zitnik will look to win the starting spot at free safety, after spending last season at cornerback. In 2011, Zitnik totaled 34 tackles, an interception and two pass breakups. Others who should earn a good deal of playing time at safety include senior Nick Mercurio, junior Philip Gough and sophomore Logan Silver. Mercurio moves over from wide receiver, where he caught six passes for 41 yards a year ago. Gough and Silver played primarily on special teams last season, and will look to become factors on the defensive side of the ball in 2012.

“Andrew Zitnik will be one of the most athletic safeties in the league,” said Gilmore. “Nick Mercurio is probably the fastest guy on the team, and we anticipate him being a major factor after making the move to defense. Both Gough and Silver have gained a lot of experience, so they should push for significant playing time as well.”

Freshmen Matt Bhaya, J.T. Frank and John Zakrzewski will supply additional depth at safety.

Junior Irvin Scott returns to the lineup at one of the cornerback positions, after starting the final seven games of 2011. Scott totaled 26 tackles and five pass breakups a year ago. Sophomores Ben Coffaro and Sam Jones will look to compete for the other starting cornerback spot. Coffaro had seven tackles, an interception and two pass breakups last season, while Jones made a pair of solo tackles.

“Irvin Scott is the most athletic player we have on the defensive side of the ball,” said Gilmore. “He is becoming more consistent, and we are looking for him to have a breakout year. Ben Coffaro and Sam Jones should also both see significant action at cornerback. Coffaro is a very competitive athletic player who we have a lot of confidence in, and Jones has worked hard and had an outstanding spring. We anticipate that those two guys will be competing really hard against each other for the starting role.”

Junior Chris Higgins and sophomore Diego Quintanar will also push for playing time at cornerback, backed up by freshmen Dabness Atkins, Coan Calabrese and Steven Martinez.

SPECIAL TEAMS

Junior John Macomber returns as Holy Cross’ placekicker, after tying the school single-season record by making 12 field goals in 2011. Macomber finished last season with 56 points scored, connecting on 12 of 15 field goals and 20 of 26 extra points. He also shared kickoff duties last season, averaging 58.2 yards per kick. Others who will look to push Macomber for the place-kicking spot are freshman Connor Fitzgerald and senior Patrick Jarvis.

At long snapper, sophomore Matt Fava returns after being named to the College Sports Journal National All-Freshman Team. The punting po-

sition will be up for grabs during preseason practice, with both Macomber and Fitzgerald in the competition.

“John Macomber has a very strong leg and he is very capable,” said Gilmore. “He just needs to get more consistent, and he has been working on that both as a placekicker and a punter. Connor Fitzgerald is a very talented guy, so we expect him to push both Macomber and Patrick Jarvis for the kicking spots. Matt Fava had a great year long snapping in 2011, and we only anticipate him getting better.”

As for kick returners, Holy Cross returns a number of talented players who could play key roles. Zitnik averaged 22.5 yards on 19 kickoff returns last season, while Coffaro had a 25.0-yard average on nine kickoff returns. Fess, Mistretta, Silver and Toulouse also have experience returning kickoffs and could work their way into the rotation. At punt returner, Auffant, Bellomo and Coffaro could all be factors.

“With so many return men coming back, it is a nice problem to have,” said Gilmore. “There is going to be a lot of competition for both the kick-off return and punt return roles, and we could use a number of different guys in those positions over the course of the season.”

Holy Cross’ overall team depth should also provide a boost to all of the coverage and return units on special teams.

“We have a lot more depth on the defensive side of the ball and with our skill positions,” said Gilmore. “We are looking forward to that translating into success for us on special teams this year.”

SCHEDULE

The 2012 schedule looks to be tough, as it includes six Patriot League games, three contests against top teams from the Ivy League, and a full-scholarship Colonial Athletic Association opponent. The Crusaders open the season with a home date against New Hampshire, in only the second night game ever at Fitton Field. Following an off week, Holy Cross remains at home to take on Brown, before playing host to Dartmouth as part of Homecoming weekend. The Crusaders will then hit the road for a game at Harvard, before returning home for their Patriot League opener against Bucknell.

Holy Cross will be on the road for its next two games, at Colgate and Lafayette. The Crusaders next play Fordham at Fitton Field as part of Family Weekend, before playing host to Lehigh in their final home contest of the season. Holy Cross wraps up the slate with contests at Wagner and Georgetown.

“We have been playing one of the most competitive schedules in the Patriot League for the last several seasons, and this year is not any different,” said Gilmore. “We are excited to open the season at home, but we know that the non-league games we have to start the year will all be challenging.

“In the conference, this should be the most competitive year in the Patriot League in a long time. I do not see any weak teams in the league, so we will need to play our best every week in order to have success.”

PRONUNCIATION GUIDE

Acquah OCK-wuh
Anastasio . . an-uh-STAY-see-oh
Apfelbaum AFF-ell-baum
Auffant AW-font
Bellomo bell-OH-moe
Bessemer BESS-em-er
Bhaya BUY-uh
Chieco CHEEK-oh
Ben Coffarocuh-FAR-oh

Covaliu cuh-VOL-you
Fava FAH-vuh
Gough GOFF
Houghton HOW-ton
Intile in-TILL-ee
Librizzi luh-BRIZ-ee
MacomberMAC-um-ber
Maliskamuh-LISS-kuh

Mercurio . . . mer-CURE-ee-oh
Mistrettamiss-TRET-uh
Osei-Boaten . . AH-see BOT-en
Pedretty puh-DRET-ee
QuintanarQUINN-tuh-nar
Restreporest-REP-oh
SanDovalSAN-doe-vol
Schnieber SHNEE-ber

Shewchuk SHOE-chuck
Toulouse tuh-LOOSE
Wachter WOK-ter
Waked WAKE-ed
Whited WHITE-ed
Zakrzewskizuh-CHEV-ski
Zeoli zee-OH-lee
Zitnik ZIT-nick

TWO-DEEP COMPARISON

2011 FINAL DEPTH CHART

(players returning in 2012 listed in bold italics)

Pos.	No.	Name	Ht.	Wt.	Yr.
OFFENSE					
LT	69	Mike McCabe	6-5	310	Sr.
	70	Emanuel Mendoza	6-5	297	So.
LG	66	Casey Bessemer	6-5	279	Jr.
	72	Kyle Cannon	6-4	290	Sr.
C	60	Sean Whited	6-3	273	Jr.
	73	Jay Knighton	6-2	262	So.
RG	78	Andrew Jameson	6-4	312	Sr.
	79	Billy Lang	6-6	314	Jr.
RT	64	Kyle Pedretty	6-4	285	Jr.
	67	Blake Berresford	6-5	285	So.
QB	7	Ryan Taggart	6-2	214	Sr.
	12	Mark Tolzien	6-1	193	Sr.
TB	30	Eddie Houghton	5-11	223	Jr.
	20	Reggie Woods	5-10	192	So.
TE	87	Alex Schneider	6-7	257	Jr.
	85	Josh Hauser	6-4	226	Jr.
WR	8	Gerald Mistretta	6-1	203	Jr.
	83	Jon Smith	6-3	184	So.
WR	3	Mike Fess	6-0	173	So.
	11	Charles McCall	5-11	200	Sr.
WR	10	Kyle Toulouse	6-0	186	So.
	88	Nate Stanley	6-2	218	So.
DEFENSE					
DE	53	Gary Acquah	6-2	235	So.
	94	Ryan McGinn	6-3	249	Sr.
DT	56	Jack Maliska	6-4	294	Jr.
	71	Schuyler Waterhouse	6-2	263	Jr.
DE	51	Matthew Boyd	6-3	245	So.
	52	Eric Oldiges	6-3	287	Sr.
OLB	43	Mike Tucker	6-2	226	So.
	57	Daryl Howell	6-1	229	So.
ILB	33	Ricky Otis	6-1	220	Sr.
	32	Roman SanDoval	5-10	212	Jr.
ILB	35	C.J. Martin	5-11	218	Sr.
	49	Pat O'Connell	6-1	228	Jr.
OLB	58	Jimmy Thomas	6-3	223	Sr.
	44	Erik Wachter	6-2	215	Jr.
CB	9	Irvin Scott	6-1	181	So.
	23	Andrew Zitnik	5-11	175	So.
SS	16	Tom Mannix	6-0	175	Jr.
	27	George Sessoms	5-11	211	So.
FS	15	Cav Koch	5-11	183	Sr.
	14	Cody Butler	6-1	200	Fr.
CB	6	Chandler Fenner	6-1	193	Sr.
	36	Ben Coffaro	5-9	180	Fr.
SPECIAL TEAMS					
PK	37	John Macomber	5-11	199	So.
	47	Paul Tearson	6-1	177	Sr.
P	39	Corey Page	6-0	174	Sr.
	37	John Macomber	5-11	199	So.
KO	47	Paul Tearson	6-1	177	Sr.
	37	John Macomber	5-11	199	So.
KR	36	Ben Coffaro	5-9	180	Fr.
	23	Andrew Zitnik	5-11	175	So.
PR	2	Josh Jenkins	5-7	151	Sr.
	36	Ben Coffaro	5-9	180	Fr.
LSNP	50	Matt Fava	5-9	200	Fr.
	52	Eric Oldiges	6-3	282	Sr.
HLD	12	Mark Tolzien	6-1	193	Sr.
	7	Ryan Taggart	6-2	214	Sr.

2012 PRESEASON DEPTH CHART

(returning starters listed in bold italics)

Pos.	No.	Name	Ht.	Wt.	Yr.
OFFENSE					
LT	64	Kyle Pedretty	6-4	278	Sr.
	70	Emanuel Mendoza	6-5	317	Jr.
LG	66	Casey Bessemer	6-5	285	Sr.
	65	Jake Keller	6-3	260	Jr.
C	60	Sean Whited	6-3	273	Sr.
	77	Mike Chieco	6-5	286	Jr.
RG	73	Jay Knighton	6-2	255	Jr.
	79	Billy Lang	6-6	329	Sr.
RT	67	Blake Berresford	6-5	283	Jr.
	62	Pat Restrepo	6-4	278	So.
QB	13	Kevin Watson	6-4	230	Sr.
	19	Steven Elder	6-4	207	So.
TB	30	Eddie Houghton	5-11	220	Sr.
	20	Reggie Woods	5-10	203	Jr.
TE	87	Alex Schneider	6-7	255	Sr.
	40	Reed Apfelbaum	6-3	225	Sr.
WR	8	Gerald Mistretta	6-1	207	Sr.
	83	Jon Smith	6-3	187	Jr.
WR	3	Mike Fess	6-0	181	Jr.
	84	Tyler Artim	5-11	170	So.
WR	10	Kyle Toulouse	6-0	186	Jr.
	88	Nate Stanley	6-2	222	Jr.
DEFENSE					
DE	53	Gary Acquah	6-2	254	Jr.
	57	Daryl Howell	6-1	237	Jr.
DT	56	Jack Maliska	6-4	300	Sr.
	54	Tom Kohlhauff	6-0	252	So.
DE	51	Matthew Boyd	6-3	260	Jr.
	55	Aaron Lewis	6-2	221	So.
OLB	43	Mike Tucker	6-2	240	Jr.
	98	Andrew Mizzoni	6-4	220	So.
ILB	32	Roman SanDoval	5-10	212	Sr.
	34	Scotty O'Donoghue	5-11	214	So.
ILB	49	Pat O'Connell	6-1	219	Sr.
	35	Tyler Zeoli	6-1	226	Jr.
OLB	27	George Sessoms	5-11	210	Jr.
	45	Pete Anastasio	6-1	220	Jr.
CB	9	Irvin Scott	6-1	181	Jr.
	11	Chris Higgins	5-11	172	Jr.
SS	16	Tom Mannix	6-0	177	Sr.
	7	Nick Mercurio	6-1	187	Sr.
FS	23	Andrew Zitnik	5-11	170	Jr.
	26	Logan Silver	6-0	190	So.
CB	36	Ben Coffaro	5-9	188	So.
	21	Sam Jones	6-0	181	So.
SPECIAL TEAMS					
PK	37	John Macomber	5-11	199	Jr.
	89	Patrick Jarvis	5-9	166	Sr.
P	37	John Macomber	5-11	199	Jr.
	47	Connor Fitzgerald	6-2	190	Fr.
KO	37	John Macomber	5-11	199	Jr.
	89	Patrick Jarvis	5-9	166	Sr.
KR	36	Ben Coffaro	5-9	188	So.
	23	Andrew Zitnik	5-11	170	Jr.
PR	36	Ben Coffaro	5-9	188	So.
	22	Matt Bellomo	6-1	195	Sr.
LSNP	50	Matt Fava	5-9	230	So.
	87	Alex Schneider	6-7	255	Sr.
HLD	4	Ryan Laughlin	6-2	198	So.
	13	Kevin Watson	6-4	230	Sr.

2012 NUMERICAL ROSTER

No.	Name	Yr.	Pos.	Ht.	Wt.	Hometown / High School
1	Coan Calabrese	Fr.	DB	5-8	165	Rockwall, Texas / Rockwall
2	Dabness Atkins	Fr.	DB	5-7	160	Long Beach, Calif. / Polytechnic
3	Mike Fess	Jr.	WR	6-0	181	Caldwell, N.J. / James Caldwell
4	Ryan Laughlin	So.	QB	6-2	198	Glen Mills, Pa. / Cardinal O'Hara
5	Elad Covaliu	Fr.	RB	5-9	190	Rockville, Md. / Walter Johnson
6	Steven Martinez	Fr.	DB	5-11	185	Dallas, Texas / Victoria East
7	Nick Mercurio	Sr.	DB	6-1	187	Wading River, N.Y. / St. Anthony's
8	Gerald Mistretta	Sr.	WR	6-1	207	Brooklyn, N.Y. / Xaverian
9	Irvin Scott	Jr.	DB	6-1	181	Brookline, Mass. / Brookline
10	Kyle Toulouse	Jr.	WR	6-0	186	Arlington, Va. / Yorktown
11	Chris Higgins	Jr.	DB	5-11	172	Miramar, Fla. / Pine Crest
12	James Lizotte	Jr.	WR	6-2	209	West Boylston, Mass. / St. John's
13	Michael Reardon	So.	QB	6-2	200	Little Silver, N.J. / Red Bank Regional
13	Kevin Watson	Sr.	QB	6-4	230	Belle Mead, N.J. / Montgomery
14	Kyle Keyser	Fr.	WR	5-11	175	Garnet Valley, Pa. / Garnet Valley
15	Matt Bhaya	Fr.	DB	6-0	190	Haddonfield, N.J., Haddonfield Memorial
16	Tom Mannix	Sr.	DB	6-0	177	Kenilworth, N.J. / Brearley
17	Michael Shewchuk	So.	QB	6-3	205	Chicago, Ill. / Taft
18	Max Librizzi	Jr.	QB	6-5	231	Essex Junction, Vt. / Essex
19	Steven Elder	So.	QB	6-4	207	San Antonio, Texas / Alamo Heights
20	Reggie Woods	Jr.	RB	5-10	203	Bowie, Md. / C.H. Flowers
21	Sam Jones	So.	DB	6-0	181	Canal Winchester, Ohio / Canal Winchester
22	Matt Bellomo	Sr.	RB	6-1	195	Holliston, Mass. / Holliston
23	Andrew Zitnik	Jr.	DB	5-11	170	Warren, Ohio / Warren G. Harding
24	Philip Gough	Jr.	DB	5-11	181	Hinsdale, Ill. / Fenwick
26	Logan Silver	So.	DB	6-0	190	Eugene, Ore. / Marist Catholic
27	George Sessoms	Jr.	LB	5-11	210	Peabody, Mass. / St. John's Prep
28	Matt Intile	So.	RB	5-10	188	Freehold, N.J. / Freehold Township
28	Alex Waked	Fr.	RB	5-11	195	Huntington Beach, Calif. / Marina
29	Diego Quintanar	So.	DB	5-10	196	Windermere, Fla. / West Orange
30	Eddie Houghton	Sr.	RB	5-11	220	Toronto, Ontario / St. Michael's
30	Ryan Neumann	So.	LB	5-11	210	Saddle River, N.J. / St. Joseph Regional
31	Sam Auffant	Sr.	RB	6-1	200	Hampton, N.H. / Winnacunnet
32	Roman SanDoval	Sr.	LB	5-10	212	Allison Park, Pa. / Shady Side Academy
32	Shane Thompson	So.	LB	6-1	226	Long Valley, N.J. / West Morris Central
33	Ryan Germano	Fr.	LB	6-2	215	Monroe, N.J. / Notre Dame
34	Scotty O'Donoghue	Jr.	LB	5-11	214	Tampa, Fla. / Sickles
35	Tyler Zeoli	Jr.	LB	6-1	226	King of Prussia, Pa. / Upper Merion Area
36	Ben Coffaro	So.	DB	5-9	188	Cincinnati, Ohio / Elder
37	John Macomber	Jr.	PK	5-11	199	Vienna, Va. / Georgetown Prep
38	Kyle Robbins	So.	LB	6-0	200	Kinnelon, N.J. / Kinnelon
39	J.T. Frank	Fr.	DB	6-3	185	Roseville, Calif. / Jesuit
40	Reed Apfelbaum	Sr.	TE	6-3	225	Upper St. Clair, Pa. / Upper St. Clair
41	John Turner	Fr.	LB	5-11	210	Ridgefield, Conn. / Ridgefield
42	Caleb Gilligan-Evans	Fr.	RB	6-0	240	Yonkers, N.Y. / Archbishop Stepinac
43	Mike Tucker	Jr.	LB	6-2	240	Chester Springs, Pa. / Downingtown East
44	Erik Wachter	Sr.	LB	6-2	218	Whitehouse Station, N.J. / Hunterdon Central
45	Pete Anastasio	Jr.	LB	6-1	220	Camp Hill, Pa. / Camp Hill
46	Parris Johnson	So.	DB	6-3	206	Irving, Texas / MacArthur
46	John Zakrzewski	Fr.	DB	6-1	212	Traverse City, Mich. / St. Francis
47	Connor Fitzgerald	Fr.	PK/P	6-2	190	Bloomington, Ind. / Bloomington North
48	Michael O'Dwyer	So.	RB	6-0	232	Denver, Colo. / Regis Jesuit
49	Pat O'Connell	Sr.	LB	6-1	219	Framingham, Mass. / Framingham

2012 NUMERICAL ROSTER

No.	Name	Yr.	Pos.	Ht.	Wt.	Hometown / High School
50	Matt Fava	So.	LS	5-9	230	Wayne, N.J. / Don Bosco Prep
51	Matthew Boyd	Jr.	DL	6-3	260	Dallas, Texas / Bishop Lynch
52	Charlie Murphy	So.	DL	6-1	227	Old Mill Creek, Ill. / Lake Forest
53	Gary Acquah	Jr.	DL	6-2	254	Bronx, N.Y. / Mount St. Michael Academy
54	Tom Kohlhauff	So.	DL	6-0	252	Estero, Fla. / Fort Myers
55	Aaron Lewis	So.	DL	6-2	221	Richmond, Va. / Hermitage
56	Jack Maliska	Sr.	DL	6-4	300	Winchendon, Mass. / Murdock
57	Daryl Howell	Jr.	DL	6-1	237	Richmond, Va. / Hermitage
58	Justin Todd	Fr.	LB	6-0	215	Carmel, Ind. / Carmel
59	Chase Ullman	So.	LB	6-2	223	Fort Lauderdale, Fla. / Pine Crest
60	Sean Whited	Sr.	OL	6-3	273	Canton, Ohio / McKinley
61	Jack Daly	Jr.	DL	6-1	208	Hopkinton, Mass. / Hopkinton
62	Pat Restrepo	So.	OL	6-4	278	Chester Springs, Pa. / Downingtown East
63	Ryan Schnieber	So.	OL	6-4	300	Cincinnati, Ohio / St. Xavier
64	Kyle Pedretty	Sr.	OL	6-4	278	Dunedin, Fla. / Dunedin
65	Jake Keller	Jr.	OL	6-3	260	Cincinnati, Ohio / La Salle
66	Casey Bessemer	Sr.	OL	6-5	285	Jacksonville Beach, Fla. / Fletcher
67	Blake Berresford	Jr.	OL	6-5	283	Montoursville, Pa. / Montoursville Area
68	Richard Barber	Fr.	OL	6-2	255	Wadsworth, Ill. / Lake Forest Academy
69	Conor Hopewell	Fr.	OL	6-4	280	Cape Carteret, N.C. / Croatan
70	Emanuel Mendoza	Jr.	OL	6-5	317	Bronx, N.Y. / Cardinal Hayes
71	Jacob Gonzales	Fr.	DL	6-0	270	Austin, Texas / L.C. Anderson
72	Sam Ranieri	Fr.	OL	6-3	265	Orlando, Fla. / Dr. Phillips
73	Jay Knighton	Jr.	OL	6-2	255	Pottstown, Pa. / Hill
74	Mike Galantini	Fr.	DL	6-3	255	Jessup, Pa. / Valley View
75	Fred Hilow	Sr.	OL	6-4	268	Lakewood, Ohio / St. Edward
75	Danny Moloy	Fr.	OL	6-5	285	Westwood, Mass. / Westwood
76	Cain Lamper	So.	OL	6-4	293	Muncy, Pa. / Muncy
77	Mike Chieco	Jr.	OL	6-5	286	South Hadley, Mass. / South Hadley
78	Mike Holland	Jr.	OL	6-3	265	Old Forge, Pa. / Old Forge
79	Billy Lang	Sr.	OL	6-6	329	Millersville, Md. / Archbishop Spalding
80	Zach Buzzard	Fr.	WR	5-11	180	Scottsdale, Ariz. / Chaparral
81	Kalif Raymond	Fr.	WR	5-9	157	Lawrenceville, Ga. / Greater Atlanta Christian
82	Jereme Murray	So.	WR	6-1	177	State College, Pa. / State College Area
83	Jon Smith	Jr.	WR	6-3	187	Matawan, N.J. / Matawan Regional
84	Tyler Artim	So.	WR	5-11	170	Whitehall, Pa. / Whitehall
85	Josh Hauser	Sr.	TE	6-4	226	Dallas, Texas / Bishop Lynch
85	Don Webber	Fr.	WR	5-11	195	Duxbury, Mass. / Duxbury
86	Shane Taylor	So.	WR	5-11	176	St. Paul, Minn. / Concordia Academy
87	Alex Schneider	Sr.	TE	6-7	255	Inver Grove Heights, Minn. / St. Thomas
88	Nate Stanley	Jr.	WR	6-2	222	Euclid, Ohio / St. Edward
89	Patrick Jarvis	Sr.	PK	5-9	166	Hopkinton, Mass. / Hopkinton
89	Jimmy Jordan	Jr.	WR	6-4	185	Fort Lauderdale, Fla. / Pine Crest
90	Max Phelps	So.	DL	6-5	234	Dublin, Ohio / Dublin Coffman
91	Clint Jackman	Fr.	DL	6-4	225	Dublin, Calif. / Dublin
92	Kobe Osei-Boaten	Fr.	LB	6-1	230	Lewisville, Texas / Lewisville
93	Ryan Smith	Fr.	LB	6-4	205	Union, Ky. / Ryle
94	Dewayne Cameron	Fr.	DL	6-4	235	Tamarac, Fla. / Pine Crest
95	David Herman	Sr.	LB	6-2	230	Cincinnati, Ohio / St. Xavier
96	Kenny Acquah	Fr.	LB	6-0	215	Bronx, N.Y. / Mount St. Michael Academy
97	Danny Bosse	Fr.	TE	6-5	200	Locust Grove, Ga. / Woodward Academy
98	Andrew Mizzone	So.	LB	6-4	220	Gloucester, Mass. / Gloucester
99	Ted Deily	So.	TE	6-3	216	Harrisburg, Pa. / Bishop McDevitt

Head Coach: Tom Gilmore; **Offensive Coordinator / Quarterbacks:** Andy McKenzie; **Defensive Coordinator / Secondary:** Andy Rondeau; **Wide Receivers / Special Teams:** Cazzie Kosciolk; **Linebackers:** Tom Radulski; **Offensive Line:** Bill Samko; **Defensive Line:** Antoine Smith; **Running Backs:** Matt Fanning; **Outside Linebackers:** Dakota Allosso; **Assistant Secondary:** Nick Lezynski; **Tight Ends:** Chris Nugai.

2012 ALPHABETICAL ROSTER

No.	Name	Yr.	Pos.	Ht.	Wt.	Hometown / High School
53	Gary Acquah	Jr.	DL	6-2	254	Bronx, N.Y. / Mount St. Michael Academy
96	Kenny Acquah	Fr.	LB	6-0	215	Bronx, N.Y. / Mount St. Michael Academy
45	Pete Anastasio	Jr.	LB	6-1	220	Camp Hill, Pa. / Camp Hill
40	Reed Apfelbaum	Sr.	TE	6-3	225	Upper St. Clair, Pa. / Upper St. Clair
84	Tyler Artim	So.	WR	5-11	170	Whitehall, Pa. / Whitehall
2	Dabness Atkins	Fr.	DB	5-7	160	Long Beach, Calif. / Polytechnic
31	Sam Auffant	Sr.	RB	6-1	200	Hampton, N.H. / Winnacunnet
68	Richard Barber	Fr.	OL	6-2	255	Wadsworth, Ill. / Lake Forest Academy
22	Matt Bellomo	Sr.	RB	6-1	195	Holliston, Mass. / Holliston
67	Blake Berresford	Jr.	OL	6-5	283	Montoursville, Pa. / Montoursville Area
66	Casey Bessemer	Sr.	OL	6-5	285	Jacksonville Beach, Fla. / Fletcher
15	Matt Bhaya	Fr.	DB	6-0	190	Haddonfield, N.J., Haddonfield Memorial
97	Danny Bosse	Fr.	TE	6-5	200	Locust Grove, Ga. / Woodward Academy
51	Matthew Boyd	Jr.	DL	6-3	260	Dallas, Texas / Bishop Lynch
80	Zach Buzzard	Fr.	WR	5-11	180	Scottsdale, Ariz. / Chaparral
1	Coan Calabrese	Fr.	DB	5-8	165	Rockwall, Texas / Rockwall
94	Dewayne Cameron	Fr.	DL	6-4	235	Tamarac, Fla. / Pine Crest
77	Mike Chieco	Jr.	OL	6-5	286	South Hadley, Mass. / South Hadley
36	Ben Coffaro	So.	DB	5-9	188	Cincinnati, Ohio / Elder
5	Elad Covaliu	Fr.	RB	5-9	190	Rockville, Md. / Walter Johnson
61	Jack Daly	Jr.	DL	6-1	208	Hopkinton, Mass. / Hopkinton
99	Ted Deily	So.	TE	6-3	216	Harrisburg, Pa. / Bishop McDevitt
19	Steven Elder	So.	QB	6-4	207	San Antonio, Texas / Alamo Heights
50	Matt Fava	So.	LS	5-9	230	Wayne, N.J. / Don Bosco Prep
3	Mike Fess	Jr.	WR	6-0	181	Caldwell, N.J. / James Caldwell
47	Connor Fitzgerald	Fr.	PK/P	6-2	190	Bloomington, Ind. / Bloomington North
39	J.T. Frank	Fr.	DB	6-3	185	Roseville, Calif. / Jesuit
74	Mike Galantini	Fr.	DL	6-3	255	Jessup, Pa. / Valley View
33	Ryan Germano	Fr.	LB	6-2	215	Monroe, N.J. / Notre Dame
42	Caleb Gilligan-Evans	Fr.	RB	6-0	240	Yonkers, N.Y. / Archbishop Stepinac
71	Jacob Gonzales	Fr.	DL	6-0	270	Austin, Texas / L.C. Anderson
24	Philip Gough	Jr.	DB	5-11	181	Hinsdale, Ill. / Fenwick
85	Josh Hauser	Sr.	TE	6-4	226	Dallas, Texas / Bishop Lynch
95	David Herman	Sr.	LB	6-2	230	Cincinnati, Ohio / St. Xavier
11	Chris Higgins	Jr.	DB	5-11	172	Miramar, Fla. / Pine Crest
75	Fred Hilow	Sr.	OL	6-4	268	Lakewood, Ohio / St. Edward
78	Kyle Holland	Jr.	OL	6-3	265	Old Forge, Pa. / Old Forge
69	Conor Hopewell	Fr.	OL	6-4	280	Cape Carteret, N.C. / Croatan
30	Eddie Houghton	Sr.	RB	5-11	220	Toronto, Ontario / St. Michael's
57	Daryl Howell	Jr.	DL	6-1	237	Richmond, Va. / Hermitage
28	Matt Intile	So.	RB	5-10	188	Freehold, N.J. / Freehold Township
91	Clint Jackman	Fr.	DL	6-4	225	Dublin, Calif. / Dublin
89	Patrick Jarvis	Sr.	PK	5-9	166	Hopkinton, Mass. / Hopkinton
46	Parris Johnson	So.	DB	6-3	206	Irving, Texas / MacArthur
21	Sam Jones	So.	DB	6-0	181	Canal Winchester, Ohio / Canal Winchester
89	Jimmy Jordan	Jr.	WR	6-4	185	Fort Lauderdale, Fla. / Pine Crest
65	Jake Keller	Jr.	OL	6-3	260	Cincinnati, Ohio / La Salle
14	Kyle Keyser	Fr.	WR	5-11	175	Garnet Valley, Pa. / Garnet Valley
73	Jay Knighton	Jr.	OL	6-2	255	Pottstown, Pa. / Hill
54	Tom Kohlhauff	So.	DL	6-0	252	Estero, Fla. / Fort Myers
76	Cain Lamper	So.	OL	6-4	293	Muncy, Pa. / Muncy
79	Billy Lang	Sr.	OL	6-6	329	Millersville, Md. / Archbishop Spalding
4	Ryan Laughlin	So.	QB	6-2	198	Glen Mills, Pa. / Cardinal O'Hara
55	Aaron Lewis	So.	DL	6-2	221	Richmond, Va. / Hermitage
18	Max Librizzi	Jr.	QB	6-5	231	Essex Junction, Vt. / Essex

2012 ALPHABETICAL ROSTER

No.	Name	Yr.	Pos.	Ht.	Wt.	Hometown / High School
12	James Lizotte	Jr.	WR	6-2	209	West Boylston, Mass. / St. John's
37	John Macomber	Jr.	PK	5-11	199	Vienna, Va. / Georgetown Prep
56	Jack Maliska	Sr.	DL	6-4	300	Winchendon, Mass. / Murdock
16	Tom Mannix	Sr.	DB	6-0	177	Kenilworth, N.J. / Brearley
6	Steven Martinez	Fr.	DB	5-11	185	Dallas, Texas / Victoria East
70	Emanuel Mendoza	Jr.	OL	6-5	317	Bronx, N.Y. / Cardinal Hayes
7	Nick Mercurio	Sr.	DB	6-1	187	Wading River, N.Y. / St. Anthony's
8	Gerald Mistretta	Sr.	WR	6-1	207	Brooklyn, N.Y. / Xaverian
98	Andrew Mizzoni	So.	LB	6-4	220	Gloucester, Mass. / Gloucester
75	Danny Moloy	Fr.	OL	6-5	285	Westwood, Mass. / Westwood
52	Charlie Murphy	So.	DL	6-1	227	Old Mill Creek, Ill. / Lake Forest
82	Jereme Murray	So.	WR	6-1	177	State College, Pa. / State College Area
30	Ryan Neumann	So.	LB	5-11	210	Saddle River, N.J. / St. Joseph Regional
49	Pat O'Connell	Sr.	LB	6-1	219	Framingham, Mass. / Framingham
34	Scotty O'Donoghue	Jr.	LB	5-11	214	Tampa, Fla. / Sickles
48	Michael O'Dwyer	So.	RB	6-0	232	Denver, Colo. / Regis Jesuit
92	Kobe Osei-Boaten	Fr.	LB	6-1	230	Lewisville, Texas / Lewisville
64	Kyle Pedretty	Sr.	OL	6-4	278	Dunedin, Fla. / Dunedin
90	Max Phelps	So.	DL	6-5	234	Dublin, Ohio / Dublin Coffman
29	Diego Quintanar	So.	DB	5-10	196	Windermere, Fla. / West Orange
72	Sam Ranieri	Fr.	OL	6-3	265	Orlando, Fla. / Dr. Phillips
81	Kalif Raymond	Fr.	WR	5-9	157	Lawrenceville, Ga. / Greater Atlanta Christian
13	Michael Reardon	So.	QB	6-2	200	Little Silver, N.J. / Red Bank Regional
62	Pat Restrepo	So.	OL	6-4	278	Chester Springs, Pa. / Downingtown East
38	Kyle Robbins	So.	LB	6-0	200	Kinnelon, N.J. / Kinnelon
32	Roman SanDoval	Sr.	LB	5-10	212	Allison Park, Pa. / Shady Side Academy
87	Alex Schneider	Sr.	TE	6-7	255	Inver Grove Heights, Minn. / St. Thomas
63	Ryan Schnieber	So.	OL	6-4	300	Cincinnati, Ohio / St. Xavier
9	Irvin Scott	Jr.	DB	6-1	181	Brookline, Mass. / Brookline
27	George Sessoms	Jr.	LB	5-11	210	Peabody, Mass. / St. John's Prep
17	Michael Shewchuk	So.	QB	6-3	205	Chicago, Ill. / Taft
26	Logan Silver	So.	DB	6-0	190	Eugene, Ore. / Marist Catholic
83	Jon Smith	Jr.	WR	6-3	187	Matawan, N.J. / Matawan Regional
93	Ryan Smith	Fr.	LB	6-4	205	Union, Ky. / Ryle
88	Nate Stanley	Jr.	WR	6-2	222	Euclid, Ohio / St. Edward
86	Shane Taylor	So.	WR	5-11	176	St. Paul, Minn. / Concordia Academy
32	Shane Thompson	So.	LB	6-1	226	Long Valley, N.J. / West Morris Central
58	Justin Todd	Fr.	LB	6-0	215	Carmel, Ind. / Carmel
10	Kyle Toulouse	Jr.	WR	6-0	186	Arlington, Va. / Yorktown
43	Mike Tucker	Jr.	LB	6-2	240	Chester Springs, Pa. / Downingtown East
41	John Turner	Fr.	LB	5-11	210	Ridgefield, Conn. / Ridgefield
59	Chase Ullman	So.	LB	6-2	223	Fort Lauderdale, Fla. / Pine Crest
44	Erik Wachter	Sr.	LB	6-2	218	Whitehouse Station, N.J. / Hunterdon Central
28	Alex Waked	Fr.	RB	5-11	195	Huntington Beach, Calif. / Marina
13	Kevin Watson	Sr.	QB	6-4	230	Belle Mead, N.J. / Montgomery
85	Don Webber	Fr.	WR	5-11	195	Duxbury, Mass. / Duxbury
60	Sean Whited	Sr.	OL	6-3	273	Canton, Ohio / McKinley
20	Reggie Woods	Jr.	RB	5-10	203	Bowie, Md. / C.H. Flowers
46	John Zakrzewski	Fr.	DB	6-1	212	Traverse City, Mich. / St. Francis
35	Tyler Zeoli	Jr.	LB	6-1	226	King of Prussia, Pa. / Upper Merion Area
23	Andrew Zitnik	Jr.	DB	5-11	170	Warren, Ohio / Warren G. Harding

Head Coach: Tom Gilmore; **Offensive Coordinator / Quarterbacks:** Andy McKenzie; **Defensive Coordinator / Secondary:** Andy Rondeau; **Wide Receivers / Special Teams:** Cazzie Kosciolk; **Linebackers:** Tom Radulski; **Offensive Line:** Bill Samko; **Defensive Line:** Antoine Smith; **Running Backs:** Matt Fanning; **Outside Linebackers:** Dakota Allosso; **Assistant Secondary:** Nick Lezynski; **Tight Ends:** Chris Nugai.

COACHING STAFF



TOM GILMORE HEAD COACH

Tom Gilmore is in his ninth season as the head football coach at the College of the Holy Cross in 2012. The Crusaders stand 42-25 overall (26-10 in the Patriot League) during the last six seasons under Gilmore's leadership, good for the most total victories in the conference during that time frame. In addition, Holy Cross is one of only 12 teams in the football championship subdivision to post a winning record in each of the last seven years, and is the only school to finish

in the top two in the Patriot League standings in each of the last five years. Gilmore has also coached three-time Patriot League Offensive Player of the Year and three-time Walter Payton Award finalist Dominic Randolph, and owns a career record of 51-38 during his time at Holy Cross.

During the 2011 season, Gilmore's squad posted an overall record of 6-5 and a 4-2 mark in the Patriot League. The Crusaders led the conference in passing defense (195.2 yards/game), while standing second in total offense (400.9 yards/game), passing offense (268.0 yards/game), pass efficiency (129.4 rating), pass efficiency defense (115.7 rating) and net punting (35.7 yards/punt). Holy Cross placed 12 players on the All-Patriot League team, with five of them earning first team honors.

In 2010, Gilmore led the Crusaders to an overall record of 6-5, including a 4-2 mark against Patriot League foes. As a team, Holy Cross led the league in kickoff returns (24.1 yards/return) and punt returns (15.9 yards/return), while standing third in scoring offense (22.6), passing offense (224.0 yards/game) and net punting (34.3 yards/punt). Eleven different Crusaders earned All-Patriot League honors at the conclusion of the season, including six first team selections.

During the 2009 campaign, Gilmore led Holy Cross to its first Patriot League championship since 1991, with an overall mark of 9-3 and a 5-1 record in conference play. The Crusaders also advanced to the NCAA Playoffs for only the second time in school history, suffering a narrow 38-28 road loss to eventual national champion Villanova in the first round. Gilmore's 2009 team led the Patriot League in scoring offense (32.2 points/game), net punting (35.0 yards/punt) and punt returns (9.5 yards/return), while ranking fourth in the nation in passing offense (314.9 yards/game) and sixth in total offense (433.6 yards/game).

GILMORE'S COACHING FILE

<i>Years</i>	<i>School</i>	<i>Position</i>
1986	Pennsylvania	Assistant Defensive Line Coach
1987-1989	Columbia	Defensive Line Coach
1990-1991	Pennsylvania	Offensive Line Coach
1992-1995	Dartmouth	Offensive Line Coach
1996	Dartmouth	Linebackers Coach
1997-1999	Dartmouth	Defensive Coordinator
2000-2003	Lehigh	Defensive Coordinator
2004-2012	Holy Cross	Head Coach

GILMORE'S COACHING RECORD

<i>Year</i>	<i>School</i>	<i>Overall Record</i>	<i>League Record</i>	<i>League Place</i>
2004	Holy Cross	3-8	1-5	6th
2005	Holy Cross	6-5	3-3	4th
2006	Holy Cross	7-4	4-2	3rd
2007	Holy Cross	7-4	4-2	2nd
2008	Holy Cross	7-4	5-1	2nd
2009	Holy Cross	9-3	5-1	1st
2010	Holy Cross	6-5	4-2	2nd
2011	Holy Cross	6-5	4-2	2nd
<i>Career Totals</i>		51-38	30-18	

At the conclusion of the 2009 campaign, two of Gilmore's players were named All-Americans, while the Crusaders totaled 15 All-Patriot League selections and four spots on the All-New England team. In addition, he was named the Patriot League Coach of the Year and the New England Coach of the Year, and was a finalist for the Eddie Robinson Award and the Liberty Mutual Coach of the Year award.

In 2008, Gilmore's Crusaders posted an overall record of 7-4 and finished second in the Patriot League with a 5-1 conference record. Holy Cross led the league in scoring offense (34.4 points/game), passing offense (348.9 yards/game) and total offense (455.4 yards/game), while ranking first in the nation in first downs (25.9 first downs/game). In 2008, Gilmore had 11 players named All-Patriot League and four players selected All-New England.

During the 2007 campaign, Gilmore led Holy Cross to an overall mark of 7-4, while placing second in the Patriot League at 4-2. The Crusaders led the conference in total offense (463.4 yards/game), scoring offense (35.9 points/game), passing offense (335.2 yards/game), turnover margin (+1.0 turnovers/game) and pass efficiency (140.0 rating), while standing second in pass defense (183.8 yards/game) and pass efficiency defense (117.0 rating). Seven of Gilmore's players earned All-Conference honors in 2007, with wide receiver Ryan Maher being selected a first team All-American.

In 2006, Gilmore was named the Patriot League Coach of the Year, after his squad posted an overall record of 7-4, while finishing just a game out of first place in the conference at 4-2. The Crusaders nearly tied for the league title, as they suffered a one-point loss at Colgate in the season finale. Holy Cross also led the Patriot League in several statistical categories: total offense (384.4 yards per game), passing offense (271.5 yards per game), pass efficiency defense (108.4 rating), first downs (239) and third down conversions (46.3 percent). In addition, seven of Gilmore's players earned All-League honors.

During the 2005 campaign, Gilmore led the Crusaders to an overall record of 6-5 and a fourth place finish in the Patriot League with a 3-3 mark in conference games. In addition, Gilmore's team posted a 13-10 road victory over 10th-ranked Lehigh, good for the school's first win against a ranked opponent since the 2000 season. Following the conclusion of the 2005 campaign, seven Crusaders earned All-Patriot League honors, with tailback / kick returner Steve Silva being named a consensus first team All-American, and earning National Special Teams

COACHING STAFF

GILMORE VS. ALL OPPONENTS

<i>Opponent</i>	<i>W</i>	<i>L</i>	<i>PF</i>	<i>PA</i>
<i>Brown</i>	4	2	185	168
<i>Bucknell</i>	6	2	251	168
<i>Colgate</i>	4	4	213	204
<i>Dartmouth</i>	7	1	239	136
Delaware	0	1	23	35
Duquesne	0	1	7	31
<i>Fordham</i>	5	3	260	207
<i>Georgetown</i>	6	2	231	104
<i>Harvard</i>	3	5	153	226
Howard	1	0	38	7
<i>Lafayette</i>	5	3	221	259
<i>Lehigh</i>	4	4	183	179
Marist	2	0	71	13
Massachusetts	0	4	95	140
<i>New Hampshire</i>	0	1	32	39
Northeastern	1	1	56	45
Sacred Heart	2	0	108	42
San Diego	0	1	31	37
Villanova	0	1	28	38
Yale	1	2	67	88
Career Totals	51	38	2492	2166
Average Points			28.0	24.3

Bold italics indicate 2012 opponents.

Player of the Year honors from Don Hansen's National Weekly Football Gazette. Gilmore's 2005 team also led the Patriot League in turnover margin (+1.0 turnovers per game), kickoff returns (23.4 yards per return), punt returns (16.0 yards per return) and red zone efficiency (scoring 90.5 percent of the time).

In 2004, Gilmore's first Holy Cross squad finished with an overall record of 3-8, rebounding from an 0-5 start to finish 3-3 in their final six games. The Crusaders tripled the team's win total from the year prior to his arrival, and finished among the Patriot League leaders in both kickoff returns (first, 23.7 yards per return) and passing offense (second, 207.3 yards per game).

Gilmore was introduced as the 27th head football coach in Holy Cross history on January 8, 2004, after serving as defensive coordinator at Lehigh University for the previous four seasons. During his time with the Mountain Hawks, he helped lead the team to an overall record of 39-9, two undefeated regular seasons, two Patriot League championships and two trips to the NCAA Division I-AA playoffs. Gilmore also helped Lehigh to first round playoff victories in both 2000 and 2001, with the Mountain Hawks winning the 2001 Lambert Cup.

In 2003, he shaped the Lehigh defense into one of the top defenses in all of Division I-AA football. The Mountain Hawks were ranked at the top of the Patriot League in several categories, including scoring defense (first, 16.8 points per game), sacks (first, 34 for a loss of 177 yards), rushing defense (second, 126.2 yards per game), total defense (second, 304.9 yards per game) and pass defense (third, 178.7 yards per game). Lehigh also led the conference and ranked among the national leaders in first

downs allowed (just 16 per game) and third down defense (23.8 percent conversions allowed).

In 2001, Gilmore was named the American Football Coaches Association Assistant Coach of the Year, after molding a young and inexperienced defense into a unit that allowed just 15.8 points and 86.6 rushing yards per game. The Mountain Hawks ranked fifth in the nation in rushing yards allowed and 12th in the nation in points allowed that season. Lehigh also ranked 19th in the nation in total defense (295.0) and fifth in turnover margin (+1.30). Three of his players were named to the 2001 All-Patriot League team, including Patriot League Defensive Player of the Year Abdul Byron.

In his first season at the helm of the Lehigh defense, Gilmore helped the Mountain Hawks rank sixth in the nation in scoring defense (14.5 points per game), and fifth in both rushing defense (98.0 yards per game) and turnover margin (+1.45 per game). In addition, the team ranked fourth in the nation in interceptions (22) and scored five defensive touchdowns.

Prior to his time at Lehigh, Gilmore coached at Dartmouth College for eight seasons. While at Dartmouth, he served as offensive line coach, linebackers coach and defensive coordinator. He helped the Big Green to two Ivy League titles, and in the 1996 season, Dartmouth finished the year ranked 17th in the nation after posting a perfect 10-0 mark. Gilmore also helped Dartmouth to a 22-game unbeaten streak from 1995-1997, which still ranks as the third-longest unbeaten streak in Division I-AA history. In addition, Gilmore coached a team of Ivy League All-Stars to a victory in the 1996 Epsom Ivy Bowl in Osaka, Japan.

As Dartmouth's defensive coordinator during the 1997 season, he led one of the best defensive units in the school's recent history. The Big Green ranked second in the nation in rushing defense, allowing just 77.3 yards per game and 2.3 yards per carry. Dartmouth also allowed just 16.5 points per game in 1997, while recording 40 quarterback sacks, 57 tackles for loss and 17 interceptions in 10 games. Gilmore's defense also scored four touchdowns that season, two of which were game-winning scores.

Gilmore began his coaching career as an assistant defensive line coach at the University of Pennsylvania in 1986. From 1987-1989 he served as the defensive line and outside linebackers coach at Columbia, before returning to Penn in 1990. He coached the Quakers offensive line for two seasons before heading north to Dartmouth.

An Academic All-American at the University of Pennsylvania, Gilmore graduated in 1986 with a bachelor's degree in computer mathematics. He helped lead the Quakers to four consecutive Ivy League titles, while earning All-America honors during his junior and senior years. As a senior in 1985, Gilmore received the Asa S. Bushnell Cup as the Ivy League Player of the Year, and he remains one of only two linemen to have ever claimed the award. He also earned the George A. Munger Award as the team's Most Valuable Player, and the Class of 1917 Award as Penn's top scholar athlete.

During his playing days, Gilmore set school career records for both quarterback sacks and tackles for loss, while being named National Player of the Week by Sports Illustrated following the final game of his career against Dartmouth. He was also named one of 11 National Scholar Athletes by the National Football Foundation and College Hall of Fame in 1985. After graduating from Penn, Gilmore signed with the British Columbia Lions of the Canadian Football League, where he played that summer at outside linebacker.

Born September 25, 1964, Gilmore and his wife, Joan, reside in Shrewsbury, Mass., with their two children, Sarah and John.

COACHING STAFF



ANDY MCKENZIE **OFFENSIVE COORDINATOR**

Andy McKenzie is in his fifth year on Tom Gilmore's coaching staff in 2012, and his second season as offensive coordinator. McKenzie has served as the quarterbacks coach throughout his time with the Crusaders, and continues to coach the quarterbacks along with his duties as offensive coordinator.

Last season, McKenzie directed a Holy Cross offense which averaged 400.9 total yards per game, with five All-Patriot League selections. He was previously instrumental in

the development of 2008 and 2009 Patriot League Offensive Player of the Year Dominic Randolph, and helped the team to the 2009 Patriot League championship.

McKenzie came to the Crusaders after spending six seasons as the offensive coordinator and quarterbacks coach at Allegheny College. During his time at Allegheny, McKenzie helped lead the Gators to the 2003 North Coast Athletic Conference title and a trip to the NCAA Division III Playoffs, with a perfect 7-0 mark in league games. His 2003 offense set 17 school records, while in 2006 his offense posted 2,505 passing yards, the second-most in school history. McKenzie's offenses featured a number of standout players during his six seasons at Allegheny, including running back Mario Tarquinio (3,187 rushing yards from 2003-2006) and quarterback Jimmy Savage (5,181 passing yards from 2003-2006).

Prior to his time with the Gators, McKenzie spent two seasons as the quarterbacks coach and recruiting coordinator and Williams College, where he was also an assistant baseball coach. He was also an assistant coach at Northeastern University from 1997-2000, working with the wide receivers for three seasons and the secondary for one year. In addition, McKenzie served as Northeastern's recruiting coordinator during his last two years with the Huskies.

McKenzie earned his bachelor's degree in English from Allegheny College in 1996, and went on to earn a master's degree in Exercise Science and Health Promotion from California (Pa.) University in 2006. During his undergraduate days at Allegheny, he was a three-year letterwinner at wide receiver, earning first team All-North Coast Athletic Conference honors in 1993 and 1994.

McKenzie and his wife, Salwa, have one son (Braeden) and one daughter (Yasmine).



ANDY RONDEAU **DEFENSIVE COORDINATOR**

Andy Rondeau is in his first year on the Crusader coaching staff in 2012, serving as the defensive coordinator and secondary coach. Rondeau came to Holy Cross after spending the previous five years as the defensive coordinator and linebackers coach at Old Dominion University.

During his time with the Monarchs, Rondeau helped lead the team to an overall record of 27-8 over the last three seasons, with the school earning its first-ever bid to the NCAA

playoffs in 2011. Four players from his defense earned All-Colonial Athletic Association honors during the 2011 campaign, including CAA Defensive

Player of the Year Ronnie Cameron. Old Dominion also ranked second in the CAA in both quarterback sacks and takeaways last season, while standing third in the conference in rushing defense. In 2010, Rondeau's defense ranked 11th in the nation in tackles for loss and 19th in quarterback sacks, while in 2009 the Monarchs stood eighth in the country in takeaways.

His first two seasons at Old Dominion (2007 and 2008) were spent building the program from the ground up, prior to the team's first season of competition in 2009.

Rondeau was previously the secondary coach and special teams coordinator at Maine for one season in 2006. Two of his players earned All-Atlantic 10 honors, as the Black Bears led the league in total defense, scoring defense and rushing defense. Prior to his time at Maine, Rondeau served as the assistant defensive coordinator and safeties coach at Buffalo in 2004 and 2005. During the 2005 season, the Bulls led the Mid-American Conference and ranked eighth in the nation in pass defense by giving up just 173.6 yards per game through the air.

In 2003, Rondeau was the defensive coordinator and linebackers coach at Tennessee-Martin. He was previously the defensive backs coach and recruiting coordinator at North Dakota State from 1997-2002, helping the team to two NCAA playoff appearances. Rondeau also served as a graduate assistant coach at the University of Pittsburgh from 1994-1996, and an assistant secondary coach at Northeastern from 1991-1993.

Rondeau earned his bachelor's degree in English from Syracuse in 1991. A native of Holliston, Mass., he and his wife, Tiffany, have two sons (Ryan and Jack) and two daughters (Alison and Kiley).



CAZZIE KOSCIOLEK **WIDE RECEIVERS /** **SPECIAL TEAMS COORDINATOR**

Cazzie Kosciolk is in his sixth year on Tom Gilmore's coaching staff in 2012, and his fifth season as the wide receivers coach and special teams coordinator. During the 2010 season, Kosciolk's special teams unit ranked first in the Patriot League in kickoff returns (24.1 yards / return), punt returns (15.9 yards / return) and kickoff coverage (42.2 net yards / kickoff). A number of his wide receivers

have also enjoyed successful careers, with two wide out earning All-Patriot League honors in each of the last three seasons. Gerald Mistretta and Mike Fess earned All-Conference honors in 2011, after Bill Edger and Freddie Santana were chose All-Patriot League in 2010. During the 2009 season, Santana and Luke Chmielinski were both All-Conference selections.

Previously in 2008, Kosciolk coached a group of wide receivers which featured first team All-Patriot League selection Jon Brock, and a special teams unit which including All-New England kick returner Brett McDermott. Kosciolk previously served as the Crusaders' running backs coach in 2007.

Kosciolk came to Holy Cross from Newberry (S.C.) College, where he served as the offensive coordinator and offensive line coach during the 2006 season. He helped lead the Indians to an 11-2 record in 2006, including the first NCAA playoff appearance and victory in school history. His offense averaged 392.3 yards and 30.7 points per game, and ranked second in the nation with a 158.1 pass efficiency rating.

Kosciolk also worked at Newberry during the 2005 season, as the offensive line coach. He previously served as the offensive coordinator and

COACHING STAFF

quarterbacks coach at Fort Scott (Kan.) Community College in 2004. From 2002-2003, Kosciulek was the offensive line coach at Hofstra University. He began his coaching career at the University of New Haven, where he served as the offensive line and wide receivers coach.

Kosciulek is a 1997 graduate of Boston University, where he was a two-year letterwinner at quarterback. He was a member of the 1993 Yankee Conference championship team, and played on squads which made two trips to the NCAA Division I-AA playoffs. He went on to play his fifth year at the University of New Haven in 1997, leading the Chargers to an overall record of 13-2 and a trip to the NCAA Division II championship game. Kosciulek was named a first team All-American following the 1997 season, and finished third in the voting for the Harlon Hill Trophy as the Division II Player of the Year. He was inducted into the New Haven Athletics Hall of Fame in 2008.

A native of Summit Hill, Pa., Kosciulek and his wife, Christy, have two sons (Owen and Max).



TOM RADULSKI **LINEBACKERS**

Tom Radulski is in his second season as a member of the Holy Cross coaching staff in 2012, serving as the linebackers coach. During his first season with the Crusaders, he coached a pair of All-Patriot League selections in C.J. Martin and Ricky Otis.

Radulski came to Holy Cross after spending the previous 11 seasons as the defensive coordinator at Bowdoin College. During his time at Bowdoin, he coached both the linebackers and the secondary, in addition to

serving as the team's director of football operations. In addition, Radulski was an assistant softball coach during his first three years at Bowdoin, and an assistant men's lacrosse coach in his final eight seasons at the school.

Prior to his time at Bowdoin, Radulski served as the head coach at Sacred Heart from 1997-1999. He led the team during its transition from Division II to the Division I-AA level. Radulski was previously the head coach at UMass-Lowell from 1993-1996, where he took a part-time club football program to the Division II level.

From 1989-1992, Radulski was the defensive coordinator at Columbia. During the 1989 season, he worked alongside current Holy Cross head coach Tom Gilmore, who was then serving as the Lions' defensive line coach.

Radulski's other coaching stops include time at Allegheny College, Colby College, Hamilton College and New Hampshire.

Radulski earned his bachelor's degree in history from New Hampshire in 1979, and went on to earn a master's degree in public administration from New Hampshire in 1984.



BILL SAMKO **OFFENSIVE LINE**

Bill Samko is in his second season on Tom Gilmore's coaching staff in 2012, and his first year as the offensive line coach. During the 2011 campaign, he was a volunteer assistant coach working with the offense.

Samko joined the Crusaders after spending the previous 17 seasons as the head coach at Tufts University from 1994-2010. He won

57 games during his time at Tufts, and is tied for second on the school's all-time list for coaching victories. Samko was previously the head coach at the University of the South in Sewanee, Tenn., from 1987-1993, going 35-27-1 while winning a pair of Southern Collegiate Athletic Conference titles and twice being named the SCAC Coach of the Year. He also spent time as an assistant coach at Yale from 1981-1986, after beginning his career as an assistant coach at Tufts from 1974-1980.

Samko is a 1973 graduate from the University of Connecticut, where he played football and baseball. A native of Worcester, Samko graduated from Worcester Academy in 1969.



ANTOINE SMITH **DEFENSIVE LINE**

Antoine Smith is in his second season as a member of Tom Gilmore's coaching staff in 2012, serving as the defensive line coach. During his first year with the Crusaders, both Jack Maliska and Mike Tucker earned All-Patriot League honors along the defensive line.

Smith came to Holy Cross after spending the previous two seasons as the defensive line coach at Miami (Ohio) University. During the 2010 campaign, Smith helped lead the RedHawks to the Mid-American Conference

title, and a victory in the GoDaddy.com Bowl. In addition, defensive tackle Austin Brown earned second team All Mid-American Conference honors in 2010.

Prior to his time at Miami (Ohio), Smith served as the defensive line coach at Youngstown State from 2006-2008, with the Penguins winning the 2006 Gateway Conference championship and advancing to the NCAA semifinals. His unit had six All-Missouri Valley Conference selections in his three seasons, including a third team All-American in defensive tackle Mychal Savage.

Smith was previously the defensive line coach at Lafayette from 2004-2005, helping the Leopards to a pair of Patriot League co-championships and two NCAA playoff appearances. During the 2005 campaign, he helped to direct a defense which ranked ninth in the nation in scoring defense (17.0 points per game), 11th in total defense (296.9 yards per game), 19th in pass defense (166.9 yards per game) and 28th in rush defense (130.0 yards per game).

Before moving to Lafayette, Smith spent the 2003 season as the defensive line coach at Maine. The Black Bears finished with a 7-5 mark, while Smith's entire front-line unit received All-Atlantic 10 accolades.

Smith previously spent the 2002 season as the defensive line coach and strength and conditioning coordinator at Minot State in North Dakota. He helped guide Minot State to the 2002 Dakota Athletic Conference championship, a 9-2 record and a berth in the NAIA playoffs, the Beavers' first since 1994.

Smith earned his bachelor's degree in physical education and kinesiology from Maine in 2001, and his master's degree in health and human performance from Minot State in 2004. He was a three-year starter at defensive tackle and a four-year letterwinner for Maine from 1996-1999.

COACHING STAFF



MATT FANNING **RUNNING BACKS / RECRUITING** **& VIDEO COORDINATOR**

Matt Fanning is in the second year of his second stint on Tom Gilmore's coaching staff in 2012, serving as the running backs coach, recruiting coordinator and video coordinator. In 2011, Fanning helped the Crusaders average 132.9 yards per game on the ground, good for the team's most rushing yards since the 2002 campaign.

Fanning returned to Holy Cross from Boston College, where he was a graduate assistant coach during the 2009 and 2010 seasons. During his two years with the Eagles, he helped the team to an overall record of 15-11 and a pair of bowl game appearances.

Fanning previously served as Holy Cross' running backs coach during the 2008 campaign. During the 2008 season, he helped lead the team to an overall record of 7-4 and a 5-1 mark in the Patriot League, with tailback Mike Kielt earning second team All-Patriot League honors.

A 2007 Holy Cross graduate, Fanning earned two letters as a wide receiver for the Crusaders. During his senior season in 2006, Fanning ranked fourth on the team in receiving with 35 catches for 475 yards and four touchdowns. He was also the team's top punt returner, averaging 10.4 yards on 20 returns. Following the 2006 season, Fanning received both the Msgr. George S. L. Connor Award and the Daniel Allen Sportsmanship Award. He was also selected to the Patriot League Academic Honor Roll as a junior in 2005.

Fanning earned a master's degree in administrative studies from Boston College in 2010.



DAKOTA ALLOSSO **OUTSIDE LINEBACKERS**

Dakota Allosso is in his second season on Tom Gilmore's coaching staff in 2012, and his first year as the outside linebackers coach. He served as the assistant secondary coach during the 2011 campaign, working with a Holy Cross defensive backfield which included two All-Patriot League selections in Chandler Fenner and Tom Mannix.

Previously, Allosso spent six months as the wide receivers coach at West Virginia Wesleyan College in the spring of 2011.

Allosso graduated from Holy Cross in December of 2010 with a degree in history and political science. During his days as an undergraduate, Allosso was a member of the Holy Cross football team from 2006-2010 as a defensive back.

Following the 2010 campaign, he received the Connor Award as the Holy Cross senior who was the person the players are most proud of as a teammate, in a vote of the varsity squad. Allosso previously took home the team's Unsung Hero Award in 2009, as the player who supported the squad spiritually, emotionally and physically for the good of the team.



NICK LEZYNSKI **ASSISTANT SECONDARY**

Nick Lezynski is in his first year as a member of the Holy Cross football coaching staff, serving as the assistant secondary coach.

Lezynski was a four-year walk-on member of the football team at the University of Notre Dame from 2008-2011, playing both quarterback and defensive back. He earned two varsity letters for the Irish, and also served as the president of the Walk-On Players' Union for two years.

Off the field, Lezynski served as an event marketing and ticketing intern for the Notre Dame athletic department. He also spent time with the College Football Hall of Fame as a marketing assistant and event sales director, and served as a coach and counselor for the football camp at Notre Dame High School in Lawrenceville, N.J.

Lezynski earned his bachelor's degree in marketing from Notre Dame in 2011.



CHRIS NUGAI **TIGHT ENDS**

Chris Nugai is in his first year on Tom Gilmore's coaching staff in 2012, serving as the tight ends coach. He came to Holy Cross after spending six years at Columbia as the running backs coach and special team coordinator.

Nugai was previously a graduate assistant coach at the Connecticut during the 2005 campaign, and coached the running backs at Harvard from 2003-2004. During Nugai's time at Harvard, he helped direct the career of All-

America tailback Clifton Dawson. He also has two years of experience as a head coach, leading the Fitchburg State program in 1996 and 1997.

Nugai's other coaching stops include time at Columbia (quarterbacks coach / 2002), Tufts (offensive coordinator / 1999-2001), the U.S. Coast Guard Academy (offensive coordinator / 1998), Yale (offensive assistant / 1995), Maine (offensive assistant / 1994) and King's College (intern assistant / 1993).

A 1992 graduate of Worcester State College, Nugai was a three-year letterwinner at quarterback for the Lancers. He also earned a master's degree in educational administration from Fitchburg State in 2002.

A native of Waterbury, Conn., Nugai has one son (Martin).

PLAYER PROFILES



GARY ACQUAH
JUNIOR • 6-2 • 254
DEFENSIVE LINEMAN
BRONX, N.Y.

MOUNT ST. MICHAEL ACADEMY
AS A SOPHOMORE IN 2011:

- Played in all 11 games on the season, starting nine times.
- Led all Crusader defensive linemen with 40 tackles on the year.
- Also registered two sacks and three tackles for loss.

- Ranked 46th in the Patriot League in total tackles.
- Recorded a career-high 10 total tackles against Georgetown, including two tackles for loss.
- Made five total tackles against Massachusetts.
- Finished with four total tackles against Harvard, Brown and Lehigh.
- Totaled three tackles and a sack during the season finale at Fordham.
- Registered three tackles and a sack in the victory over Colgate.

AS A FRESHMAN IN 2010:

- Did not see any varsity action.

HIGH SCHOOL:

- Played for head coach Mario Valentini at Mount St. Michael Academy.
- Served as team captain during his junior and senior seasons.
- Named first team All-State, first team All-City and first team All-Bronx as a senior.
- A three-time All-Catholic High School Football League selection.
- Selected as the Bronx / Manhattan Player of the Year by the *New York Post* as a senior.
- Totaled 64 tackles and eight sacks during his senior year, while leading Mount St. Michael to the CHSFL title.
- Recorded 169 tackles over the course of his high school career, in addition to rushing for 1,318 yards and 23 touchdowns as a fullback.
- Also lettered in basketball, and earned All-League honors.
- Member of National Honor Society.

PERSONAL:

- Son of William and Vera Acquah.
- Has one brother, Kenny, who is a freshman linebacker for the Crusaders.
- Majoring in Sociology.

ACQUAH'S DEFENSIVE STATISTICS

YEAR	GP-GS	UT	AT	TT	SACK	TFL	INT	PBU
2011	11-9	23	17	40	2-3	3-7	0-0	0



KENNY ACQUAH
FRESHMAN • 6-0 • 215
LINEBACKER
BRONX, N.Y.

MOUNT ST. MICHAEL ACADEMY
HIGH SCHOOL:

- Played for head coach Mario Valentini at Mount St. Michael Academy.
- Served as team captain during his senior season.

- Earned All-New York Catholic Football League honors in 2011.
- Selected first team All-Bronx and second team All-City by the *New York Daily News* and the *New York Post* as a senior.
- Totaled 146 tackles during his high school career, in addition to rushing for 1,227 yards on offense.
- Member of National Honor Society.

PERSONAL:

- Son of William and Vera Acquah.
- Has one brother, Gary, who is a junior defensive lineman for the Crusaders.
- Has not yet declared a major.



PETE ANASTASIO
JUNIOR • 6-1 • 220

LINEBACKER
CAMP HILL, PA.
CAMP HILL H.S.

AS A SOPHOMORE IN 2011:

- Saw action in all 11 games, primarily on special teams.
- Blocked a punt during the game against Massachusetts.
- Made a tackle against Dartmouth on kickoff coverage.

- Named to the Patriot League Academic Honor Roll.

AS A FRESHMAN IN 2010:

- Played in one game, seeing action against Bucknell on special teams.
- Selected to the Patriot League Academic Honor Roll.

HIGH SCHOOL:

- Played for head coach Frank Kindler at Camp Hill High School.
- Served as team captain during his senior season.
- Earned Mid-Pennsylvania Conference first team All-Patriot Division honors on both offense and defense in 2009.
- Selected All-Academic and third team All-State by the *Pennsylvania Football News*.
- Named second team All-Area by the *Carlisle Sentinel*.
- Recorded 119 tackles, 18 tackles for loss and three sacks during his senior year.
- Totaled 258 tackles and 16 sacks over the course of his high school career.
- Also lettered in wrestling, and was the district runner-up at 171 pounds in 2008.
- Vice President of National Honor Society.

PERSONAL:

- Son of Paul and Alexandra Anastasio.
- Has two brothers (Joe and Nick).
- Brother, Joe, played football at the University of Pennsylvania.
- Brother, Nick, played football at Brown University.
- Father played football at Lehigh, earning All-East honors in 1981.
- Great uncle, Edward Paquette, graduated from Holy Cross in 1957.
- Majoring in Economics and Accounting.

ANASTASIO'S DEFENSIVE STATISTICS

YEAR	GP-GS	UT	AT	TT	SACK	TFL	INT	PBU
2010	1-0	0	0	0	0-0	0-0	0-0	0
2011	11-0	0	1	1	0-0	0-0	0-0	0
TOTAL	12-0	0	1	1	0-0	0-0	0-0	0

PLAYER PROFILES



REED APFELBAUM
SENIOR • 6-3 • 225
TIGHT END
UPPER ST. CLAIR, PA.
UPPER ST. CLAIR H.S.

AS A JUNIOR IN 2011:

- Played in all 11 games as a tight end and fullback, earning two starts.
- Caught three passes for 12 yards on the season.
- Made a pair of tackles on special teams, coming against Dartmouth and Bucknell.

- Posted two receptions for 12 yards at Lehigh.
- Caught a pass in the victory over Dartmouth.
- Chosen to the Patriot League Academic Honor Roll.

AS A SOPHOMORE IN 2010:

- Played in all 11 games as a backup tight end and on special teams.
- Caught two passes on the season for 20 yards.
- Had a 14-yard reception at Dartmouth.
- Recorded one catch for six yards in the victory over Brown, in addition to making two solo tackles on special teams.
- Made one special teams tackle at Massachusetts.
- Named to the Patriot League Academic Honor Roll.

AS A FRESHMAN IN 2009:

- Selected to the Patriot League Academic Honor Roll.
- Did not see any varsity action.

HIGH SCHOOL:

- Played for head coach Jim Render at Upper St. Clair High School.
- A unanimous first team All-Great Southern Conference selection at running back.
- Named first team All-Western Pennsylvania Interscholastic Athletic League at linebacker.
- Helped lead team to the 2006 Pennsylvania Class AAAA state championship.
- Rushed for 405 yards and 10 touchdowns during his senior season, while catching 28 passes for 370 yards and a score.
- Named to the Pennsylvania Interscholastic Athletic Association All-Academic team.
- Also earned three letters in basketball, serving as team captain during his senior year.
- Member of National Honor Society.

PERSONAL:

- Son of Joann Reed and Neil Apfelbaum.
- Majoring in Economics.

APFELBAUM'S RECEIVING STATISTICS

YEAR	GP-GS	REC	YARDS	AVG	TD	LONG
2010	11-0	2	20	10.0	0	14
2011	11-2	3	12	4.0	0	7
TOTAL	22-2	5	32	6.4	0	14



TYLER ARTIM
SOPHOMORE • 5-11 • 170
WIDE RECEIVER
WHITEHALL, PA.
WHITEHALL H.S.

AS A FRESHMAN IN 2011:

- Played in one game, seeing action as a backup wide receiver against Massachusetts.
- HIGH SCHOOL:**
- Played for head coach Tony Trisciani at Whitehall High School.
 - Served as team captain during his senior

season.

- Earned Class AAAA first team All-State honors in 2010.
- Named first team All-Lehigh Valley Conference as both a wide receiver and a cornerback.
- Team finished as the district runner-up in 2010, and won the conference championship in 2009.
- Caught 65 passes for 827 yards during his senior year, setting school records in both categories.
- Finished his high school career as Whitehall's all-time leader with 137 catches, 1,757 receiving yards and 17 touchdown receptions.
- Also lettered in track.

PERSONAL:

- Son of David and April Artim.
- Has one brother (Travis) and two sisters (Meghann and Alexandra).
- Brother played football at Lehigh.
- Has not yet declared a major.



DABNESS ATKINS
FRESHMAN • 5-7 • 160
DEFENSIVE BACK
LONG BEACH, CALIF.
POLYTECHNIC H.S.

HIGH SCHOOL:

- Played for head coach Raul Laura at Polytechnic High School.
- Served as team captain during his junior and senior seasons.
- Earned first team All-Moore League honors as a senior, after being a second team

selection as a junior.

- Totaled 135 tackles, three interceptions, two forced fumbles, four blocked field goals and 16 pass breakups during his high school career.

PERSONAL:

- Son of Meghan Windsor.
- Has not yet declared a major.

PLAYER PROFILES



SAM AUFFANT
SENIOR • 6-1 • 200
RUNNING BACK
HAMPTON, N.H.
WINNACUNNET H.S.

AS A JUNIOR IN 2011:

- Saw action in all 11 games with one start at tailback.
- Rushed 18 times for 72 yards and a touchdown on the season, while catching 13 passes for 153 yards.
- Made seven total tackles on special teams.

- Caught six passes for 94 yards and rushed once for five yards during the victory at Bucknell.
- Ran six times for 24 yards in the win over Colgate.
- Rushed the ball three times for 11 yards and a score during the victory over Dartmouth.
- Had two carries for 20 yards at New Hampshire.
- Made one reception for 20 yards in the win at Fordham.

AS A SOPHOMORE IN 2010:

- Played in all 11 games at tailback, starting nine times.
- Led the team in rushing with 451 yards and two touchdowns on 118 carries.
- Finished the season ranked eighth in the Patriot League in rushing yards.
- Also caught 20 passes for 117 yards.
- Set career highs at Dartmouth with 71 rushing yards on 22 carries and six receptions for 45 yards.
- Ran 11 times for 51 yards and a touchdown in the win over Fordham.
- Carried eight times for 31 yards and a score in the victory over Howard.
- Rushed 16 times for 69 yards and caught two passes for 27 yards during the win at Lafayette.
- Ran the ball 20 times for 66 yards in the victory at Colgate.

AS A FRESHMAN IN 2009:

- Did not see any varsity action.

HIGH SCHOOL:

- Spent one postgraduate year at Phillips Academy in Andover, Mass., playing for head coach Leon Modeste.
- During his one season at Phillips Academy, totaled 778 rushing yards, 314 receiving yards and nine touchdowns.
- Previously played at Winnacunnet High School.
- Earned first team All-State honors during his senior year, after being an honorable mention All-State selection as a junior.
- Selected to play in the Shrine Maple Sugar Bowl All-Star game.
- Rushed for 1,092 yards and 20 touchdowns during his senior season at Winnacunnet.
- Ran for 805 yards and 11 scores as a junior.

PERSONAL:

- Son of Gail and Ron Auffant.
- Majoring in Economics.

AUFFANT'S RUSHING STATISTICS

YEAR	GP-GS	ATT	YARDS	AVG	TD	LONG
2010	11-9	118	451	3.8	2	29
2011	11-1	18	72	4.0	1	13
TOTAL	22-10	136	523	3.8	3	29

AUFFANT'S RECEIVING STATISTICS

YEAR	GP-GS	REC	YARDS	AVG	TD	LONG
2010	11-9	20	117	5.8	0	20
2011	11-1	13	153	11.8	0	35
TOTAL	22-10	33	270	8.2	0	35



RICHARD BARBER
FRESHMAN • 6-2 • 255
OFFENSIVE LINEMAN
WADSWORTH, ILL.


LAKE FOREST ACADEMY HIGH SCHOOL:

- Played for head coach Ted Stewart at Lake Forest Academy in Lake Forest, Ill.
- Served as team captain during his senior season.
- Earned first team All-Chicago Catholic League honors as a senior.

- Also lettered in volleyball.

PERSONAL:

- Son of Tim and Betty Barber.
- Has two sisters (Ashley and Jamie).
- Has not yet declared a major.



MATT BELLOMO
SENIOR • 6-1 • 195
RUNNING BACK
HOLLISTON, MASS.
HOLLISTON H.S.

AS A REDSHIRT JUNIOR IN 2011:

- Played in the final six games of the season, as a backup tailback and on special teams.
- Rushed eight times for 47 yards on the year, while catching two passes for 12 yards.
- Carried the ball three times for 32 yards in the season-ending win over Fordham.

- Ran five times for 15 yards and caught two passes for 12 yards during the victory over Lafayette.

AS A JUNIOR IN 2010:

- Played in just one game on the year.
- Missed the remainder of the season due to injury, and received a medical redshirt.
- Carried once for four yards and caught one pass for four yards at Georgetown.

AS A SOPHOMORE IN 2009:

- Saw action in all 12 games, starting 10 times.
- Carried the ball 91 times for 442 yards and four touchdowns.
- Also caught 32 passes for 251 yards.
- Rushed 11 times for a season-best 91 yards and a touchdown against Dartmouth, in addition to catching seven passes for 46 yards.
- Ran 13 times for 82 yards at Fordham.
- Carried nine times for 62 yards and a score at Northeastern.
- Had 59 yards on 12 carries at Lehigh.
- Caught six passes for 67 yards against Georgetown.

PLAYER PROFILES

AS A FRESHMAN IN 2008:

- Played in six games as a backup tailback.
- Rushed 39 times for 150 yards, while catching four passes for 37 yards.
- Ran for 41 yards on 13 carries against Fordham.
- Carried 10 times for 38 yards at Lafayette.
- Had 39 yards on eight carries and a catch for 11 yards against Bucknell.
- Rushed four times for 22 yards against Lehigh.
- Caught three passes for 26 yards and ran four times for 10 yards at Dartmouth.

HIGH SCHOOL:

- Played for coach Todd Kiley at Holliston High School.
- Selected as the 2007 Gatorade Player of the Year in Massachusetts.
- Named All-Scholastic by the *Boston Globe* and *Boston Herald*.
- Chosen as the Most Valuable Player of the Tri-Valley League, in addition to being a first team All-League selection at running back.
- Rushed for 1,725 yards and a Tri-Valley League best 16 touchdowns as a senior.
- Scored 37 touchdowns and ran for a school record 3,335 yards over the course of his career.
- Elected to play in the Shriners Classic All-Star Game.
- Also lettered in baseball and basketball.

PERSONAL:

- Son of Tony and Linda Bellomo.
- Father ran track at Northeastern University.
- Majoring in Political Science.

BELLOMO'S RUSHING STATISTICS

YEAR	GP-GS	ATT	YARDS	AVG	TD	LONG
2008	6-0	39	150	3.8	0	21
2009	12-10	91	442	4.9	4	36
2010	1-0	1	4	4.0	0	4
2011	6-0	8	47	5.9	0	17
TOTAL	25-10	139	643	4.6	4	36

BELLOMO'S RECEIVING STATISTICS

YEAR	GP-GS	REC	YARDS	AVG	TD	LONG
2008	6-0	4	37	9.2	0	13
2009	12-10	32	251	7.8	0	25
2010	1-0	1	4	4.0	0	4
2011	6-0	2	12	6.0	0	8
TOTAL	25-10	39	304	7.8	0	25



BLAKE BERRESFORD

JUNIOR • 6-5 • 283

OFFENSIVE LINEMAN

MONTOURSVILLE, PA.

MONTOURSVILLE AREA H.S.

AS A SOPHOMORE IN 2011:

- Played in three games at right tackle.
- Earned starts against Bucknell, Georgetown and Lehigh.
- Part of an offensive line which allowed Holy Cross to average 22.9 points and 400.9 total yards per game.

AS A FRESHMAN IN 2010:

- Did not see any varsity action.

HIGH SCHOOL:

- Played for head coach Jim Bergen at Montoursville Area High School.
- Served as team captain during his senior season.
- Earned All-Pennsylvania Heartland Conference honors as an offensive lineman, defensive lineman and punter.
- Selected first team All-State as a punter.
- Also lettered in basketball and track, serving as team captain in basketball.
- A district qualifier in both the shot put and the discus.

PERSONAL:

- Son of John and Ann Berresford.
- Has one brother (Bryce).
- Majoring in History.



CASEY BESSEMER

SENIOR • 6-5 • 285

OFFENSIVE LINEMAN

JACKSONVILLE BEACH, FLA.

DUNCAN U. FLETCHER H.S.

AS A JUNIOR IN 2011:

- Started all 11 games on the offensive line.
- Played left guard for the first nine games of the year, before moving to right tackle for the final two contests.
- Key part of an offensive line which allowed Holy Cross to average 22.9 points

and 400.9 total yards per game.

- Helped Holy Cross to allow only 21 sacks all season, while the team attempted 431 passes (just one sack for every 21.5 times the team dropped back to pass).
- Made one tackle in the Lehigh game.

AS A SOPHOMORE IN 2010:

- Played in all 11 games on the season.
- Saw action as a backup offensive lineman and on special teams.

AS A FRESHMAN IN 2009:

- Did not see any varsity action.

HIGH SCHOOL:

- Spent one postgraduate year playing for head coach Bill Glennon at Phillips Exeter Academy in Exeter, N.H.
- Earned All-New England Prep School honors as both an offensive and defensive lineman.
- Previously played for head coach Joe Reynolds at Duncan U. Fletcher High School in Neptune Beach, Fla.
- Named second team All-State and first team All-Conference while at Fletcher.
- Served as team captain during his senior year.

PERSONAL:

- Son of Scott and Karen Bessemer.
- Has one sister (Katie).
- Majoring in Physics and Philosophy.

PLAYER PROFILES



MATT BHAYA
FRESHMAN • 6-0 • 190
DEFENSIVE BACK
HADDONFIELD, N.J.
HADDONFIELD MEMORIAL H.S.
HIGH SCHOOL:

- Played for head coach Frank DeLano at Haddonfield Memorial High School.
- Served as team captain during his senior season.
- Earned first team All-Colonial Conference honors in 2010 and 2011.

- Twice named first team All-Group II by the *Camden Courier-Post*.
- Selected first team All-South Jersey by the *Camden Courier-Post*.
- Named Special Teams Player of the Year by the Touchdown Club of South Jersey.
- Team posted an overall record of 32-4 during his three years on the varsity.
- Also lettered in baseball, serving as team captain during his senior year.
- Member of National Honor Society.

PERSONAL:

- Son of Kash and Gail Bhaya.
- Mother played field hockey at Trenton State College.
- Has one brother, Phillip, who is a junior defensive back on the football team at Princeton University.
- Has not yet declared a major.



DANNY BOSSE
FRESHMAN • 6-5 • 200
TIGHT END
LOCUST GROVE, GA.
WOODWARD ACADEMY
HIGH SCHOOL:

- Played for head coach John Hunt at Woodward Academy in College Park, Ga.
- Received the team's Best Wide Receiver award as a senior.
- Led the team in both receptions and receiving yards in 2011.

PERSONAL:

- Son of Dolph and Peggy Bosse.
- Has one sister (Katy).
- Has not yet declared a major.



MATTHEW BOYD
JUNIOR • 6-3 • 260
DEFENSIVE LINEMAN
DALLAS, TEXAS
BISHOP LYNCH H.S.
AS A SOPHOMORE IN 2011:

- Played in all 11 games along the defensive line, starting seven times.
- Totaled 10 tackles on the season, including eight solo stops.

- Made a career-high five tackles in the victory over Lafayette.
- Also had tackles against Bucknell, Colgate, Lehigh, Massachusetts and New Hampshire.
- Broke up a pass at Fordham.

AS A FRESHMAN IN 2010:

- Played in three games as a backup defensive lineman.
- Saw action against Harvard, Georgetown and Colgate.

HIGH SCHOOL:

- Played for head coach Bill Persinger at Bishop Lynch High School.
- Served as team captain during his senior season.
- A three-time All-District selection, being named to the first team in both 2008 and 2009.
- Recorded 79 tackles and 11 sacks during his senior year.
- Totaled 272 tackles and 23 sacks in his high school career.
- Selected to play in the 2009 Tom Hillary All-Star Game.
- Also played basketball for two years.

PERSONAL:

- Son of Robert and Margaret Boyd.
- Has one sister (Christine).
- Majoring in Economics.

BOYD'S DEFENSIVE STATISTICS

YEAR	GP-GS	UT	AT	TT	SACK	TFL	INT	PBU
2010	3-0	0	0	0	0-0	0-0	0-0	0
2011	11-7	8	2	10	0-0	0-0	0-0	1
TOTAL	14-7	8	2	10	0-0	0-0	0-0	1



ZACH BUZZARD
FRESHMAN • 5-11 • 180
WIDE RECEIVER
SCOTTSDALE, ARIZ.
CHAPARRAL H.S.
HIGH SCHOOL:

- Played for head coach Charlie Ragle at Chaparral High School.
- Earned second team All-Section II honors.
- Helped lead team to three straight state championships.
- Intercepted a pass late in the 2011 state

championship game to seal the victory for Chaparral.

- Had 70 career receptions for 1,045 yards and 17 touchdowns during his collegiate career.
- Also competed for Xtreme Gymnastics, qualifying for the 2008 Junior Olympic National Championship.
- Member of National Spanish Honor Society.

PERSONAL:

- Son of Gunnar and Wendy Buzzard.
- Has one brother (Garrett).
- Has not yet declared a major.

PLAYER PROFILES



COAN CALABRESE

FRESHMAN • 5-8 • 165

DEFENSIVE BACK

ROCKWALL, TEXAS

ROCKWALL H.S.

HIGH SCHOOL:

- Played for head coach Scott Smith at Rockwall High School.
- Earned first team All-District honors in 2011, in addition to being chosen as his team's MVP.
- Served as team captain during his senior

season.

- Selected to the Texas High School Coaches Association Academic All-State team as a senior.
- Totaled 91 tackles, four interceptions, two forced fumbles and 17 pass breakups during his high school career.
- Had 511 career receiving yards and four touchdowns on offense.
- Also a member of the varsity track team.

PERSONAL:

- Son of Paul and Corinna Calabrese.
- Has two brothers (Cameron and Colin).
- Has not yet declared a major.



DEWAYNE CAMERON

FRESHMAN • 6-4 • 235

DEFENSIVE LINEMAN

TAMARAC, FLA.

PINE CREST SCHOOL

HIGH SCHOOL:

- Played for head coach Jim Pletcher at the Pine Crest School in Fort Lauderdale, Fla.
- Named honorable mention All-Broward County by the *Miami Herald* and the *Fort Lauderdale Sun Sentinel*.
- Selected to play in the Broward-Beach

Bowl all-star game.

- Totaled 65 tackles, seven quarterback sacks and 17 tackles for loss during his senior season.
- Also a member of the varsity weightlifting team, placing third in the sectional meet.

PERSONAL:

- Son of Desmond and Keron Cameron.
- Has two brothers (Desmond and Duran).
- Has not yet declared a major.



MIKE CHIECO

JUNIOR • 6-5 • 286

OFFENSIVE LINEMAN

SOUTH HADLEY, MASS.

SOUTH HADLEY H.S.

AS A SOPHOMORE IN 2011:

- Did not appear in any games.

AS A FRESHMAN IN 2010:

- Did not see any varsity action.

HIGH SCHOOL:

- Played for head coach Ray Ferro at South Hadley High School.

- Served as team captain during his senior season.
- A three-time first team All-Suburban Conference selection.
- Named first team All-Western Massachusetts as a senior, after being a second team selection during his sophomore and junior years.
- Helped lead team to three straight state semifinal appearances.
- Received the Ed Healey Award as the most outstanding lineman in the Pioneer Valley.
- Selected to play in the Shriners Classic All-Star Game.

PERSONAL:

- Son of Michael and Debra Chieco.
- Has one brother (Brian).
- Father played football at Holy Cross, graduating in 1980.
- Majoring in Political Science.



BEN COFFARO

SOPHOMORE • 5-9 • 188

DEFENSIVE BACK

CINCINNATI, OHIO

ELDER H.S.

AS A FRESHMAN IN 2011:

- Played in 10 games as a backup cornerback and on special teams.
- Totaled seven tackles, one interception, two pass breakups and one blocked punt on the season.
- Returned nine kickoffs for 225 yards, good for an average of 25.0 yards per return.

- Earned Patriot League Rookie of the Week honors following the Lafayette game, after recording three kickoff returns for 80 yards, two tackles, a pass breakup and a game-clinching interception in the final minute.
- Had a career-best four tackles and a pass breakup in the victory at Fordham, while returning two kickoffs for 47 yards.
- Made one tackle in the win over Colgate.
- Had a season-long 40-yard kickoff return against Georgetown.
- Selected to the Patriot League Academic Honor Roll.

HIGH SCHOOL:

- Played for head coach Doug Ramsey at Elder High School.
- Served as team captain during his senior season.
- A second team All-State selection in both 2009 and 2010.
- Twice named first team All-Greater Catholic League.
- Team won the Greater Catholic League championship and finished as the state runner-up in 2008, and also claimed the district title in 2009.

PLAYER PROFILES

- Caught 80 passes for 876 yards and five touchdowns during his senior season, as a wide receiver and running back.
- Finished his high school career with 4,417 all-purpose yards, including 2,374 rushing yards.
- Set a school record for the longest kickoff return (99 yards).
- Also lettered in baseball.

PERSONAL:

- Son of John and Joanne Coffaro.
- Has one brother (Sam) and one sister (Lauren).
- Has not yet declared a major.

COFFARO'S DEFENSIVE STATISTICS

YEAR	GP-GS	UT	AT	TT	SACK	TFL	INT	PBU
2011	10-0	6	1	7	0-0	0-0	1-0	2



ELAD COVALIU
FRESHMAN • 5-9 • 190

RUNNING BACK
ROCKVILLE, Md.
WALTER JOHNSON H.S.

HIGH SCHOOL:

- Played for head coach Jon Kadi at Walter Johnson High School in Bethesda, Md.
- Earned second team All-League honors as a senior.
- Totaled 1,300 rushing yards, 1,500 receiving yards and 24 touchdowns during his high

school career, in addition to posting 118 tackles and nine interceptions on defense.

- Also a member of the varsity wrestling and track teams.
- Claimed the 2012 state wrestling title at 182 pounds, in addition to being a two-time county champion.
- Won the regional track title in both the 110-meter hurdles and the 300-meter hurdles.
- Served as team captain for the football, wrestling and track teams.

PERSONAL:

- Son of Zvi and Dina Covaliu.
- Has one brother (Itay) and one sister (Sigal).
- Sister, Sigal, is a member of the track team at Montgomery College.
- Has not yet declared a major.



JACK DALY
JUNIOR • 6-1 • 208

DEFENSIVE LINEMAN
HOPKINTON, MASS.
HOPKINTON H.S.

AS A SOPHOMORE IN 2011:

- Did not appear in any games.
- AS A FRESHMAN IN 2010:**
- Did not see any varsity action.

HIGH SCHOOL:

- Came to Holy Cross from Hopkinton (Mass.) High School.

PERSONAL:

- Majoring in Economics and Psychology.



TED DEILY
SOPHOMORE • 6-3 • 216
TIGHT END

HARRISBURG, Pa.
BISHOP McDEVITT H.S.

AS A FRESHMAN IN 2011:

- Played in three games as a backup tight end and on special teams.
- Saw action against Massachusetts, Colgate and Dartmouth.

HIGH SCHOOL:

- Played for head coach Jeff Weachter at

Bishop McDevitt High School.

- Caught seven passes for 152 yards and a touchdown during his senior year.
- Helped lead team to the district championship and a state runner-up finish in 2010.
- Also lettered in baseball, earning first team All-Mid Penn Conference honors.
- Finished the 2010 baseball season with a .469 batting average.

PERSONAL:

- Son of Mike and Apryl Deily.
- Has one brother (Sam).
- Has not yet declared a major.



STEVEN ELDER
SOPHOMORE • 6-4 • 207
QUARTERBACK

SAN ANTONIO, TEXAS
ALAMO HEIGHTS H.S.

AS A FRESHMAN IN 2011:

- Did not see any varsity action.

HIGH SCHOOL:

- Played for head coach Don Byrd at Alamo Heights High School.
- Served as team captain during his senior season.

- Earned first team All-District honors as a senior, in addition to being named the district's offensive MVP.
- Selected first team Academic All-State in 2010.
- Completed 180 of 293 passes for 2,467 yards and 28 touchdowns as a senior, while rushing for 278 yards on 86 carries.
- Hit on 203 of 331 passes for 2,735 yards during his high school career, with 32 touchdowns and just three interceptions.

- Also lettered in basketball, earning second team All-District honors.
- Member of National Honor Society.

PERSONAL:

- Son of Steve and Allison Elder.
- Has two brothers (James and Quentin) and one sister (Allison).
- Has not yet declared a major.

PLAYER PROFILES



MATT FAVA
SOPHOMORE • 5-9 • 230
LONG SNAPPER
WAYNE, N.J.
DON BOSCO PREP H.S.

AS A FRESHMAN IN 2011:

- Appeared in all 11 games as the team's top long snapper.
- Selected to the *College Sports Journal* National All-Freshman team.
- Accurate on 98.9 percent of his snaps over the course of the season.

- Part of a Holy Cross special teams unit which did not allow any punts or field goals to be blocked all year.

HIGH SCHOOL:

- Played for head coach Greg Toal at Don Bosco Preparatory High School.
- Served as the special teams captain during his senior season, as the long snapper.
- Helped team win three straight state championships in 2008, 2009 and 2010.
- Team also won the national championship in 2009.
- Also lettered in wrestling, and helped the team with the 2010 state championship.
- Member of National Honor Society.

PERSONAL:

- Son of Ralph and Lisa Fava.
- Has one sister (Shannon).
- Majoring in Mathematics.



MIKE FESS
JUNIOR • 6-0 • 181
WIDE RECEIVER
CALDWELL, N.J.
JAMES CALDWELL H.S.

AS A SOPHOMORE IN 2011:

- Played in 10 games at wide receiver, starting three times.
- Named second team All-Patriot League.
- Caught 45 passes for 417 yards and two touchdowns on the season.
- Also returned six kickoffs for 110 yards.

- Ranked fourth in the Patriot League and 70th in the nation in receptions during the 2011 campaign.
- Posted a career-high 11 receptions for 95 yards and a touchdown in the contest at New Hampshire, with his eight catches tying for eighth place on the all-time Holy Cross single-game record list.
- Made five catches for a career-high 102 yards in the win over Harvard.
- Caught six passes for 52 yards at Brown.
- Recorded six catches for 38 yards and a score in the win at Bucknell.

AS A FRESHMAN IN 2010:

- Played in all 11 games at wide receiver, starting three times.
- Caught nine passes on the season for 106 yards, while rushing twice for seven yards.
- Averaged 33.2 yards on four kickoff returns, and made three tackles on special teams.

- Returned a kickoff 75 yards for a touchdown in the win over Bucknell.
- Earned CFP National Kick Returner of the Week honors on Nov. 20.
- Had three receptions for 45 yards and one kickoff return for 20 yards during the Georgetown game.
- Caught two passes for 22 yards and returned a kickoff for 30 yards in the victory at Lafayette.
- Made two receptions for 13 yards in the win over Fordham.

HIGH SCHOOL:

- Played for head coach Ken Trimmer at James Caldwell High School.
- Served as team captain during his senior season.
- Twice named first team All-Conference, first team All-Essex County and first team All-State Group 2.
- Caught 33 passes for 605 yards during his senior season, while scoring six touchdowns.
- Also lettered in basketball, serving as team captain and earning first team All-Conference honors.

PERSONAL:

- Son of Michael and Patti Fess.
- Majoring in History.

FESS' RECEIVING STATISTICS

YEAR	GP-GS	REC	YARDS	AVG	TD	LONG
2010	11-3	9	106	11.8	0	32
2011	10-3	45	417	9.3	2	54
TOTAL	21-6	54	523	9.7	2	54

FESS' RUSHING STATISTICS

YEAR	GP-GS	ATT	YARDS	AVG	TD	LONG
2010	11-3	2	7	3.5	0	7
2011	10-3	1	0	0.0	0	0
TOTAL	21-6	3	7	2.3	0	7



CONNOR FITZGERALD
FRESHMAN • 6-2 • 190
PLACEKICKER / PUNTER
BLOOMINGTON, IND.
BLOOMINGTON NORTH H.S.

HIGH SCHOOL:

- Played for head coach Scott Bless at Bloomington High School North.
- Received first team All-State honors from both the Associated Press and the Indiana Football Coaches Association.
- A four-time All-Area selection as a place-

- kicker, while earning All-Area honors three times as a punter.
- Holds Bloomington North career records with 25 field goals made and 149 extra points made.
- Also set school single-season records with 10 field goals made (2011) and 45 extra points made (2009).
- Averaged 40.8 yards per punt and 59.0 yards per kickoff during his senior year.
- Member of National Honor Society.

PERSONAL:

- Son of John and Melanie Fitzgerald.
- Has one sister (Jacquelyn).
- Has not yet declared a major.

PLAYER PROFILES



J.T. FRANK
FRESHMAN • 6-3 • 185

DEFENSIVE BACK
ROSEVILLE, CALIF.
JESUIT H.S.

HIGH SCHOOL:

- Played for head coach Dan Carmazzi at Jesuit High School in Carmichael, Calif.
- Earned first team All-League honors as a senior.
- Totaled 162 tackles and seven interceptions during his high school career.

- Also lettered in both basketball and track.
- Won the 2010 league title in the long jump, while helping the track team to the 2010 state championship.
- Member of National Honor Society.

PERSONAL:

- Son of John and Carol Frank.
- Has two sisters (Rachel and Nicole).
- Has not yet declared a major.



MIKE GALANTINI
FRESHMAN • 6-3 • 255

DEFENSIVE LINEMAN
JESSUP, PA.
VALLEY VIEW H.S.

HIGH SCHOOL:

- Played for head coach George Howanitz at Valley View High School in Archbald, Pa.
- Named first team All-State as a senior.
- A three-time Lackawanna League All-Star.
- Totaled 150 tackles, 15 quarterback sacks and 17 tackles for loss during his high

school career.

- Earned Lackawanna League All-Star honors for the wrestling team.
- Also lettered in track and field, where he was a two-time district qualifier in the throws.
- Served as team captain in both football and wrestling.
- Member of National Honor Society.

PERSONAL:

- Son of Anne Galantini.
- Has two brothers (Joseph and Anthony) and one sister (Kristen).
- Brother, Joseph, played football at the University of Rochester.
- Sister, Kristen, played basketball at Lackawanna College.
- Has not yet declared a major.



RYAN GERMANO
FRESHMAN • 6-2 • 215

LINEBACKER
MONROE, N.J.
NOTRE DAME H.S.

HIGH SCHOOL:

- Played for head coach Chappy Moore at Notre Dame High School in Lawrenceville, N.J.
- Earned first team All-Colonial Valley Conference honors as a senior, after being a second team selection as a junior.

- Helped lead team to Colonial Valley Conference titles in both 2010 and 2011.
- Totaled 186 tackles, six quarterback sacks and seven interceptions during his high school career.

- Also served as a two-year captain on the basketball team.

PERSONAL:

- Son of Thomas and Ann Marie Germano.
- Has two brothers (Christopher and Brendan).
- Father played lacrosse at Long Island University-C.W. Post.
- Mother played volleyball at Long Island University-C.W. Post.
- Has not yet declared a major.



CALEB GILLIGAN-EVANS
FRESHMAN • 6-0 • 240

RUNNING BACK
YONKERS, N.Y.
ARCHBISHOP STEPINAC H.S.

HIGH SCHOOL:

- Played for head coach Michael O'Donnell at Archbishop Stepinac High School in White Plains, N.Y.
- Served as team captain during his sophomore, junior and senior seasons.
- Received the Catholic League Monsignor

Peters Scholar Athlete of the Year Award.

- Earned All-State honors in both 2010 and 2011.
- A three-time All-County, All-League and All-Suburban selection.
- Set school records with 3,500 career rushing yards and 42 career rushing touchdowns.
- Also a member of the varsity lacrosse team.
- Member of National Honor Society.

PERSONAL:

- Son of Scott Evans and Anne Gilligan-Evans.
- Has one sister (Tess).
- Has not yet declared a major.

PLAYER PROFILES



JACOB GONZALES FRESHMAN • 6-0 • 270

DEFENSIVE LINEMAN

AUSTIN, TEXAS

L.C. ANDERSON H.S.

HIGH SCHOOL:

- Played for head coach Bill Ramzinsky at L.C. Anderson High School.
- Served as team captain during his senior season.
- An honorable mention selection to the Texas Association Press 5A All-State team.

- Earned second team Academic All-State honors.
- Two-time selection to the Texas 15-5A All-District first team.
- Also lettered in track and field, where he was a regional qualifier in the shot put.

PERSONAL:

- Son of Tony and Virginia Gonzales.
- Has one brother (Anthony) and one sister (Alexandria).
- Father played basketball at Schreiner College in Kerrville, Texas.
- Brother, Anthony, is a sophomore offensive lineman on the football team at the U.S. Merchant Marine Academy.
- Has not yet declared a major.



PHILIP GOUGH JUNIOR • 5-11 • 181

DEFENSIVE BACK

HINSDALE, ILL.

FENWICK H.S.

AS A SOPHOMORE IN 2011:

- Saw action in three games as a backup safety and on special teams.
- Played against Colgate, Harvard and Dartmouth.
- Made three solo tackles on kickoff coverage against Colgate.

- Named to the Patriot League Academic Honor Roll.

AS A FRESHMAN IN 2010:

- Saw action in two games on special teams.
- Played against Howard and Massachusetts.
- Selected to the Patriot League Academic Honor Roll.

HIGH SCHOOL:

- Played for head coach Joe Dicanio at Fenwick High School.
- Served as team captain during his senior season.
- A two-time All-Chicago Catholic League selection.
- Also lettered in wrestling and volleyball, serving as team captain and earning All-Chicago Catholic League honors in both sports.
- Member of National Honor Society.

PERSONAL:

- Son of Arnie and Julie Gough.
- Has three brothers (Charlie, Casey and Eric) and one sister (Mary Margaret).
- Brother, Casey, played football at Holy Cross, graduating in 2008.
- Father ran track at Notre Dame, and was an NCAA finalist in the 110-meter high hurdles.
- Majoring in Sociology.

GOUGH'S DEFENSIVE STATISTICS

YEAR	GP-GS	UT	AT	TT	SACK	TFL	INT	PBU
2010	2-0	0	0	0	0-0	0-0	0-0	0
2011	3-0	3	0	3	0-0	0-0	0-0	0
TOTAL	5-0	3	0	3	0-0	0-0	0-0	0



JOSH HAUSER SENIOR • 6-4 • 226

TIGHT END

DALLAS, TEXAS

BISHOP LYNCH H.S.

AS A JUNIOR IN 2011:

- Appeared in nine games at tight end, starting five times.
- Caught 14 passes for 213 yards and a touchdown on the year.
- Had a career-long 68-yard reception for a touchdown during the victory over Harvard.

- Caught three passes for 31 yards in the win over Lafayette.
- Made three catches for 22 yards against Massachusetts.
- Posted two receptions for 27 yards during the victory over Colgate.
- Caught two passes for 23 yards at Brown.
- Named to the Patriot League Academic Honor Roll.

AS A SOPHOMORE IN 2010:

- Played in six games at tight end, earning a start against Brown.
- Caught five passes for 43 yards on the year.
- Posted a season-high three receptions for 35 yards in the victory over Fordham.
- Missed the final five games of the season due to injury.

AS A FRESHMAN IN 2009:

- Selected to the Patriot League Academic Honor Roll.
- Did not see any varsity action.

HOLY CROSS BASEBALL:

- Threw three innings over four appearances during the 2012 season.
- Appeared in 13 games on the mound in 2011 (starting twice), going 3-0 with one save, a 6.48 ERA and 18 strikeouts in 25 innings of work.
- Appeared in 12 games as a relief pitcher during the 2010 season.
- Posted a 4.34 ERA with 12 strikeouts in 18-2/3 innings in 2010.

HIGH SCHOOL:

- Played for head coach Bill Persinger at Bishop Lynch High School.
- Caught 55 passes for 929 yards and 12 touchdowns as a senior.
- Finished his career with 78 catches for 1,309 yards and 16 scores.
- Earned All-District honors in 2007 and 2008, while being an Academic All-State selection in 2008.
- Led team to a state runner-up finish in 2008, after advancing to the semifinals in 2007.
- Named Most Valuable Player of the 2008 state championship game.
- Also a member of the Bishop Lynch baseball team, earning All-District honors.
- Hit .343 with three home runs, while posting a 7-2 record with a 2.89 earned run average on the mound.
- Member of National Honor Society.

PERSONAL:

- Son of Alan and Cydni Hauser.
- Has one brother, Adam, who played football at the University of San Diego.
- Majoring in Economics.

PLAYER PROFILES

HAUSER'S RECEIVING STATISTICS

YEAR	GP-GS	REC	YARDS	AVG	TD	LONG
2010	6-1	5	43	8.6	0	18
2011	9-5	14	213	15.2	1	68
TOTAL	15-6	19	256	13.5	1	68



DAVID HERMAN SENIOR • 6-2 • 230

LINEBACKER
CINCINNATI, OHIO
ST. XAVIER H.S.

AS A JUNIOR IN 2011:

- Missed the entire season due to injury.

AS A SOPHOMORE IN 2010:

- Played in six games as a backup linebacker and on special teams.
- Made three tackles in the victory over Fordham, including a tackle for loss.

- Broke up a pass at Georgetown.
- Missed the final five games of the season due to injury.

AS A FRESHMAN IN 2009:

- Played in one game, seeing action at Lehigh.

HIGH SCHOOL:

- Played for head coach Steve Specht at St. Xavier High School.
- Earned second team All-Greater Catholic League honors as a senior.
- Led team to the Greater Catholic League title and the Ohio Division I state championship in 2007.
- Won a gold medal playing for the U.S. Junior National Team at the 2009 International Federation of American Football Junior World Championship in Canton, Ohio.
- Also lettered in both wrestling and volleyball at St. Xavier.

PERSONAL:

- Son of Mark and Louise Herman.
- Has two brothers (Mark and Brian) and four sisters (Mary Beth, Tricia, Emily and Katherine).
- Majoring in History.

HERMAN'S DEFENSIVE STATISTICS

YEAR	GP-GS	UT	AT	TT	SACK	TFL	INT	PBU
2009	1-0	0	0	0	0-0	0-0	0-0	0
2010	6-0	2	1	3	0-0	1-1	0-0	1
TOTAL	7-0	2	1	3	0-0	1-1	0-0	1



CHRIS HIGGINS JUNIOR • 5-11 • 172

DEFENSIVE BACK
MIRAMAR, FLA.

PINE CREST SCHOOL

AS A SOPHOMORE IN 2011:

- Missed the entire season due to injury.
- Selected to the Patriot League Academic Honor Roll.

AS A FRESHMAN IN 2010:

- Did not see any varsity action.

HIGH SCHOOL:

- Played one postgraduate year for head coach Leon Modeste at Phillips Academy in Andover, Mass.
- Posted two interceptions for Phillips Academy, one of which he returned for a touchdown.
- Previously played for head coach Jim Pletcher at Pine Crest School in Fort Lauderdale, Fla.
- Also lettered in basketball and track.
- All-County selection in both basketball and track.
- Helped lead basketball team to the 2008 Florida Class 3A state championship.
- Member of the school-record setting 4x400-meter relay team.

PERSONAL:

- Son of Calvin and Sharon Higgins.
- Has one brother (Calvin) and one sister (Alyssa).
- Majoring in Economics.



FRED HILOW SENIOR • 6-4 • 268

OFFENSIVE LINEMAN
LAKESWOOD, OHIO
ST. EDWARD H.S.

AS A JUNIOR IN 2011:

- Missed the entire season due to injury.
- Named to the Patriot League Academic Honor Roll.

AS A SOPHOMORE IN 2010:

- Did not appear in any games.
- Selected to the Patriot League Academic

Honor Roll.

AS A FRESHMAN IN 2009:

- Did not see any varsity action.

HIGH SCHOOL:

- Played for head coach Scott Niedzweicki at St. Edward High School.
- Served as team captain as a senior.
- Earned All-Northeast Ohio honors in 2008.
- Selected to play in the Cuyahoga County East-West All-Star Game.

PERSONAL:

- Son of Henry and Judy Hilow.
- Has one brother (Henry) and three sisters (Elizabeth, Eleanore and Catherine).
- Majoring in Political Science.

PLAYER PROFILES



KYLE HOLLAND
JUNIOR • 6-3 • 265
OFFENSIVE LINEMAN
OLD FORGE, PA.
OLD FORGE H.S.

AS A SOPHOMORE IN 2011:

- Did not appear in any games.

AS A FRESHMAN IN 2010:

- Did not see any varsity action.

HIGH SCHOOL:

- Played for head coach Mike Schubak at Old Forge High School.

- Served as team captain during his senior season.
- Earned first team All-State and All-Region honors in 2009.
- A two-time first team All-Lackawanna League selection on both offense and defense.
- Helped lead team to the Lackawanna League Division III title during his junior and senior seasons.
- Team also claimed the District III championship in 2008.
- Totaled 52 tackles, nine tackles for loss and four sacks on defense during his senior year.
- Member of National Honor Society.

PERSONAL:

- Son of Michael and Susan Holland.
- Has two brothers (James and Michael).
- Father played football at Drake University.
- Has not yet declared a major.



CONOR HOPEWELL
FRESHMAN • 6-4 • 280
OFFENSIVE LINEMAN
CAPE CARTERET, N.C.
CROATAN H.S.

HIGH SCHOOL:

- Played for head coach David Perry at Croatan High School in Newport, N.C.
- Served as team captain during his senior season.
- Named All-East Central Conference 2A as a senior.

- Selected first team All-State 2A by NCPreps.com in 2011.
- Had 17 pancake blocks and did not allow any quarterback sacks during his senior season.
- Totaled 120 tackles, four quarterback sacks, four forced fumbles and 12 tackles for loss on defense during his high school career.
- Also a member of the varsity track team.
- Member of National Technical Honor Society.

PERSONAL:

- Son of Fred and Marcia Hopewell.
- Has one brother (Kyle) and one sister (Katie).
- Father played baseball at Ohio Dominican University.
- Has not yet declared a major.



EDDIE HOUGHTON
SENIOR • 5-11 • 220
RUNNING BACK
TORONTO, ONTARIO
ST. MICHAEL'S COLLEGE SCHOOL

AS A JUNIOR IN 2011:

- Played in 10 games with four starts.
- Saw the majority of his time at tailback, in addition to playing on special teams.
- Led the team in rushing with 506 yards and four touchdowns on 86 carries.
- Caught four passes for 13 yards.

- Ranked fifth in the Patriot League in rushing yards.
- Totaled seven tackles, a forced fumble and a fumble recovery while playing on punt and kickoff coverage.
- Carried the ball 15 times for a season-best 153 yards and two scores during the season-ending victory at Fordham.
- Averaged 10.2 yards per carry during the Fordham game, good for the eighth-best single-game performance in school history.
- Rushed 17 times for 68 yards and a pair of touchdowns in the win over Lafayette, and was named the AT&T Crusader of the Week.
- Ran 15 times for 78 yards in the Georgetown game.
- Had 15 carries for 58 yards during the contest at Lehigh.
- Rushed for 58 yards on just five carries in the victory over Colgate.

AS A SOPHOMORE IN 2010:

- Saw action in seven games, starting twice.
- Missed the final four contests of the season due to injury.
- Rushed 39 times for 146 yards and one touchdown on the year, while catching four passes for 18 yards.
- Carried 12 times for a season-high 50 yards in the victory over Brown.
- Ran 10 times for 27 yards and a score in the win over Fordham.
- Had 41 yards on six carries in the season-opening victory over Howard.
- Selected to the Patriot League Academic Honor Roll.

AS A FRESHMAN IN 2009:

- Played in all 12 games at tailback, starting three times.
- Rushed 68 times for 389 yards and five touchdowns on the season, while catching 10 passes for 78 yards.
- Three-time Patriot League Rookie of the Week, following the Georgetown, Sacred Heart and Lehigh games.
- Ran 10 times for a season-high 80 yards and a score vs. Sacred Heart.
- Had seven carries for 52 yards vs. Georgetown in the season-opener.
- Rushed seven times for 38 yards and a touchdown in the win at Lehigh.
- Carried the ball eight times for 48 yards and a score at Bucknell, while catching three passes for 18 yards.
- Ran eight times for 40 yards and a score at Fordham.

HIGH SCHOOL:

- Spent one postgraduate year at Phillips Academy in Andover, Mass., playing for head coach Leon Modeste.
- Rushed for over 1,300 yards and 14 touchdowns during his one year at Phillips Academy.
- Earned All-New England Prep School honors.
- Previously played for head coach Paul Forbes at St. Michael's College School.
- Ran for over 1,900 yards and 26 touchdowns during his junior season, then rushed for over 1,700 yards and 17 scores as a senior.
- Finished his high school career with 56 touchdowns and over 4,800 rushing yards.

PLAYER PROFILES

- Served as team captain as a senior, while twice earning team Most Valuable Player honors.
- Led team to two Metro Bowl titles and two Conference of Independent Schools of Ontario championships.
- Named the St. Michael's Athlete of the Year in 2008.

PERSONAL:

- Son of Melissa Houghton.
- Has one brother, Charlie, who played running back at Georgetown.
- Majoring in Economics.

HUGHTON'S RUSHING STATISTICS

YEAR	GP-GS	ATT	YARDS	AVG	TD	LONG
2009	12-3	68	389	5.7	5	51
2010	7-2	39	146	3.7	1	26
2011	10-4	86	506	5.9	4	38
TOTAL	29-9	193	1041	5.4	10	51

HUGHTON'S RECEIVING STATISTICS

YEAR	GP-GS	REC	YARDS	AVG	TD	LONG
2009	12-3	10	78	7.8	0	14
2010	7-2	4	18	4.5	0	9
2011	10-4	4	13	3.3	0	7
TOTAL	29-9	18	109	6.1	0	14



DARYL HOWELL JUNIOR • 6-1 • 237 DEFENSIVE LINEMAN RICHMOND, VA. HERMITAGE H.S.

AS A SOPHOMORE IN 2011:

- Played in all 11 games with one start at defensive end and outside linebacker.
- Totaled 13 tackles on the season.
- Recorded four tackles, a sack and a forced fumble at Lehigh in his first career start.
- Made four solo tackles during the season-

ending victory at Fordham.

- Had a pair of solo tackles in the win over Lafayette.
- Also made tackles against Brown, Colgate and Massachusetts.

AS A FRESHMAN IN 2010:

- Did not see any varsity action.

HIGH SCHOOL:

- Played for head coach Patrick Kane at Hermitage High School.
- Named second team All-State and first team All-Metro as a senior.
- A three-time first team All-District selection, while earning first team All-Region honors twice.
- Led team to three straight district championships, along with a regional title and a state semifinal appearance in 2009.
- Team posted an overall record of 27-7 during his three years on the varsity.
- Totaled 225 tackles, nine sacks, six forced fumbles and four fumble recoveries over the course of his high school career.
- Ranks third all-time in school history in career tackles.
- Also a member of the wrestling team.
- Member of National Honor Society.

PERSONAL:

- Son of Daryl and Sonya Howell.
- Has one sister (Victoria).
- Father was a member of the football, basketball, track and tennis teams at Virginia State University.
- Majoring in Sociology.

HOWELL'S DEFENSIVE STATISTICS

YEAR	GP-GS	UT	AT	TT	SACK	TFL	INT	PBU
2011	11-1	10	3	13	1-4	1-4	0-0	0



MATT INTILE SOPHOMORE • 5-10 • 188 RUNNING BACK FREEHOLD, N.J. FREEHOLD TOWNSHIP H.S.

AS A FRESHMAN IN 2011:

- Did not see any varsity action.

HIGH SCHOOL:

- Played for head coaches Dominick Lepore and Mike D'Antonio at Freehold Township High School.
- Served as team captain during his senior

season.

- A two-time first team All-Division selection.
- Named All-District, All-Shore Conference and Academic All-Shore.
- Rushed for 2,442 yards and 11 scores during his high school career.
- Added two touchdowns on kickoff returns and two more on punt returns.
- Also lettered in track, earning first team All-Shore Conference and All-District honors.
- Helped lead the track team to the 2009 state championship, and was a member of six school record setting relay teams.
- Member of National Honor Society.

PERSONAL:

- Son of Richard and Pam Intile.
- Has one brother (Drew).
- Mother played softball at St. Peter's College.
- Has not yet declared a major.



CLINT JACKMAN FRESHMAN • 6-4 • 225 DEFENSIVE LINEMAN DUBLIN, CALIF. DUBLIN H.S.

HIGH SCHOOL:

- Played for head coach John Wade at Dublin High School.
- Served as team captain during his junior and senior seasons.
- Earned All- Diablo Foothill Athletic

League honors in both 2010 and 2011.

- Recorded seven fumble recoveries and a safety during his senior year.
- Helped lead team to the 2011 North Coast Section Division II semifinals.

PLAYER PROFILES

PERSONAL:

- Son of Bradley and Shari Jackman.
- Has one brother (Clark) and one sister (Callan).
- Father played football at the University of California-Berkeley.
- Has not yet declared a major.



PATRICK JARVIS **SENIOR • 5-9 • 166**

PLACEKICKER
HOPKINTON, MASS.
HOPKINTON H.S.

AS A JUNIOR IN 2011:

- Did not make any game appearances.
- Selected to the Patriot League Academic Honor Roll.

AS A SOPHOMORE IN 2010:

- Did not appear in any games.

AS A FRESHMAN IN 2009:

- Did not see any varsity action.

HIGH SCHOOL:

- Came to Holy Cross from Hopkinton (Mass.) High School.

PERSONAL:

- Majoring in Economics and Political Science.



SAM JONES **SOPHOMORE • 6-0 • 181**

DEFENSIVE BACK
CANAL WINCHESTER, OHIO
CANAL WINCHESTER H.S.

AS A FRESHMAN IN 2011:

- Played in four games as a reserve defensive back and on special teams.
- Made two solo tackles on kickoff coverage during the victory at Fordham.
- Selected to the Patriot League Academic Honor Roll.

HIGH SCHOOL:

- Played for head coach Phil Mauro at Canal Winchester High School.
- Served as team captain during his senior season.
- Selected first team All Mid-State League and second team All-District as a senior.
- Named first team All-County by the *Lancaster Eagle-Gazette*.
- Helped lead team to the league championship during his senior season.
- Recorded 84 tackles and two interceptions in 2010, while totaling 1,180 all-purpose yards and 14 touchdowns.
- Finished his high school career with over 160 tackles, four interceptions and 15 total touchdowns.
- Also lettered in basketball, leading team to a league championship as a senior.
- Served as the secretary of National Honor Society.

PERSONAL:

- Son of Christopher and Christine Jones.
- Has two brothers (Ian and Danny).
- Father played football at Ohio Wesleyan.
- Majoring in Political Science.

JONES' DEFENSIVE STATISTICS

YEAR	GP-GS	UT	AT	TT	SACK	TFL	INT	PBU
2011	4-0	2	0	2	0-0	0-0	0-0	0



JIMMY JORDAN **JUNIOR • 6-4 • 185**

WIDE RECEIVER
FORT LAUDERDALE, FLA.
PINE CREST SCHOOL

AS A SOPHOMORE IN 2011:

- Did not appear in any games.

AS A FRESHMAN IN 2010:

- Did not see any varsity action.

HIGH SCHOOL:

- Played for head coach Jim Pletcher at Pine Crest School.

- Named honorable mention All-County during his junior and senior years.
- Averaged 22 yards per catch during his high school career, while scoring 24 touchdowns.
- Also lettered in both basketball and lacrosse, serving as captain of the lacrosse team as a senior.
- Helped lead basketball team to the 2008 Florida Class 3A state championship.
- Earned second team All-District honors in lacrosse.

PERSONAL:

- Son of James and Janet Jordan.
- Has one brother (Eric) and three sisters (Alison, Taylor and Spencer).
- Father played basketball at Lincoln Memorial University.
- Mother was a member of the tennis, field hockey and volleyball teams at Purdue University.
- Sister, Taylor, was a member of the rowing team at Bucknell.
- Uncle, Gerald Gibbons, graduated from Holy Cross in 1955.
- Majoring in Psychology.



JAKE KELLER **JUNIOR • 6-3 • 260**

OFFENSIVE LINEMAN
CINCINNATI, OHIO
LA SALLE H.S.

AS A SOPHOMORE IN 2011:

- Did not appear in any games.

AS A FRESHMAN IN 2010:

- Did not see any varsity action.

HIGH SCHOOL:

- Played for head coach Tom Grippa at La Salle High School.

- Also lettered in volleyball.
- A four-time Academic All-Star in both football and volleyball.

PERSONAL:

- Son of Tony and Shelly Keller.
- Has one brother (Danny).
- Majoring in Anthropology.

PLAYER PROFILES



KYLE KEYSER
FRESHMAN • 5-11 • 175
WIDE RECEIVER

GARNET VALLEY, PA.
GARNET VALLEY H.S.
HIGH SCHOOL:

- Played for head coach Mike Ricci at Garnet Valley High School.
- Served as team captain during his senior season.
- Earned first team All-Central League and first team All-Delco honors in 2011.

• Totaled 37 receptions for 640 yards and five touchdowns during his high school career, in addition to rushing for 700 yards and seven scores on 109 carries.

- Member of National Honor Society.

PERSONAL:

- Son of Tim and Robin Keyser.
- Has one brother (Tim) and one sister (Katie).
- Father played football at Widener University, and was a member of two NCAA Division III championship teams.
- Mother ran track at Bloomsburg University.
- Brother, Tim, is a junior wide receiver at West Chester University.
- Has not yet declared a major.



JAY KNIGHTON
JUNIOR • 6-2 • 255
OFFENSIVE LINEMAN
POTTSTOWN, PA.
HILL SCHOOL

AS A SOPHOMORE IN 2011:

- Played in nine games with one start.
- Saw action at both guard and center.
- Started at left guard against Lafayette.
- Part of an offensive line which allowed Holy Cross to average 22.9 points and 400.9 total yards per game.

AS A FRESHMAN IN 2010:

- Did not see any varsity action.

HIGH SCHOOL:

- Played for head coach Marty Vollmuth at the Hill School.
- Served as team captain during his junior and senior seasons.
- Named the Mid-Atlantic Prep League Defensive Player of the Year in 2009.
- Earned All Mid-Atlantic Prep League honors on both offense and defense.
- Totaled 70 tackles, nine sacks and three forced fumbles as a senior.
- Helped lead his team to the 2009 Mid-Atlantic Prep League championship.
- Also a member of the baseball and wrestling teams.
- Two-time captain of the wrestling team.

PERSONAL:

- Son of Jeff and Carole Knighton.
- Has two brothers (Hunter and Hayden) and one sister (Savannah).
- Majoring in History.



TOM KOHLHAUFF
SOPHOMORE • 6-0 • 252
DEFENSIVE LINEMAN

ESTERO, FLA.
FORT MYERS H.S.

AS A FRESHMAN IN 2011:

- Did not see any varsity action.
- HIGH SCHOOL:**
- Played for head coach Sammy Sirianni at Fort Myers High School.
 - Served as team captain during his senior season.

• A two-time first team All-Lee County Athletic Conference and All-Area selection.

- Twice named a Florida Athletic Coaches Association first team All-Star.
- Helped lead team to the district title during his sophomore year.
- Received the Fort Myers High School Scholar-Athlete Award as a senior.
- Also lettered in baseball.
- Member of National Honor Society.

PERSONAL:

- Son of John and Sara Kohlhauff.
- Has one brother, John, who is a senior tight end at Harvard.
- Father was a member of the swimming team at Edison College.
- Has not yet declared a major.



CAIN LAMPER
SOPHOMORE • 6-4 • 293
OFFENSIVE LINEMAN
MUNCY, PA.
MUNCY H.S.

AS A FRESHMAN IN 2011:

- Did not see any varsity action.
- HIGH SCHOOL:**
- Played for head coach Scott McLean at Muncy Junior-Senior High School.
 - Served as team captain during his senior season.

• Earned All-State honors as a senior.

- Twice named the Northern Tier League Lineman of the Year.
- Named first team All-Heartland Athletic Conference in 2009 and All-Eastern Pennsylvania in 2010.
- A two-time selection to the *Williamsport Sun-Gazette* All-Star team.
- Led team to the 2010 Northern Tier League championship.
- Member of National Honor Society.

PERSONAL:

- Son of Duane and Heather Lamper.
- Has not yet declared a major.

PLAYER PROFILES



BILLY LANG
SENIOR • 6-6 • 329
OFFENSIVE LINEMAN
MILLERSVILLE, Md.
ARCHBISHOP SPALDING H.S.

AS A JUNIOR IN 2011:
 • Did not make any game appearances.
AS A SOPHOMORE IN 2010:
 • Did not appear in any games.
AS A FRESHMAN IN 2009:
 • Did not see any varsity action.
HIGH SCHOOL:

- Played for head coach Mike Whittles at Archbishop Spalding High School in Severn, Md.
- Earned All-Maryland Interscholastic Athletic Association honors in 2008.
- Four-time selection to the Honor Roll at Archbishop Spalding.

PERSONAL:

- Son of Kenneth and Linda Lang.
- Majoring in History.




RYAN LAUGHLIN
SOPHOMORE • 6-2 • 198
QUARTERBACK
GLEN MILLS, Pa.
CARDINAL O'HARA H.S.

AS A FRESHMAN IN 2011:
 • Did not see any varsity action.
HIGH SCHOOL:
 • Played for head coach Dan Alego at Cardinal O'Hara High School.
 • Served as team captain during his senior season.

- Selected as the 2010 Philadelphia Catholic League AAA Offensive Player of the Year as a senior.
- Earned first team All-Delco and first team All-Southeastern Pennsylvania honors in 2010.
- Named first team All-Philadelphia Catholic League as a senior, after being a second team selection as a junior.
- Completed 97 of 159 passes for a school single-season record 1,664 yards and 17 touchdowns in his senior year.
- Totaled 2,711 passing yards and 32 touchdowns, while hitting on 168 of 301 attempts over the course of his high school career.
- Selected to play in the 2010 Chesapeake Bowl All-Star game.
- Also played one year of basketball.

PERSONAL:

- Son of Chuck and Cindi Laughlin.
- Has two brothers (Brandon and Austin).
- Majoring in Economics and Accounting.



AARON LEWIS
SOPHOMORE • 6-2 • 221
DEFENSIVE LINEMAN
RICHMOND, Va.
HERMITAGE H.S.

AS A FRESHMAN IN 2011:
 • Played in one game as a backup defensive lineman, seeing action at New Hampshire.
HIGH SCHOOL:
 • Played for head coach Patrick Kane at Hermitage High School.
 • Served as team captain during his senior

season.

- Earned first team All-State, first team All-Region and first team All-Metro honors as a senior.
- Named second team All-State, second team All-Region and second team All-Metro following his junior year.
- Received the West Point Leadership Award as a junior.
- Team finished as the state runner-up and won the Central Region championship during his senior year.

PERSONAL:

- Son of Robert and Robin Lewis.
- Has two brothers (Kendall and Christian) and one sister (Sydney).
- Father ran track at the University of Pennsylvania.
- Has not yet declared a major.



MAX LIBRIZZI
JUNIOR • 6-5 • 231
QUARTERBACK
ESSEX JUNCTION, Vt.
ESSEX H.S.

AS A SOPHOMORE IN 2011:
 • Did not appear in any games.
 • Selected to the Patriot League Academic Honor Roll.
AS A FRESHMAN IN 2010:
 • Did not see any varsity action.
HIGH SCHOOL:


- Played for head coach Charlie Burnett at Essex High School.
- Served as team captain during his junior and senior seasons.
- Earned first team All-State honors in both 2008 and 2009.
- Selected as the 2009 Vermont Gatorade Player of the Year.
- Led team to the Vermont Division I state championship as a senior, with a perfect 11-0 record.
- Completed 232 of 369 passes (62.9 percent) for 3,335 yards and 47 touchdowns as a senior.
- Hit on 393 of 692 passes (56.7 percent) for 5,936 yards and 72 touchdowns over the course of his collegiate career.
- Broke the school single-season and career records for completions, attempts, yards, touchdowns and completions percentage.
- Also lettered in both basketball and lacrosse, serving as team captain in both sports.
- Member of National Honor Society.

PERSONAL:

- Son of Ted and Linda Librizzi.
- Has one brother (Zach) and three sisters (Jamie, Kelly and Evan).

PLAYER PROFILES

- Father played football at Ohio University.
- Sister, Jamie, played basketball at Dartmouth College.
- Sister, Kelly, was a member of the swimming team at Vermont.
- Brother, Zach, played football and lacrosse at Wesleyan University.
- Sister, Evan, played basketball at Colgate University.
- Majoring in Economics.



JAMES LIZOTTE
JUNIOR • 6-2 • 209
WIDE RECEIVER
WEST BOYLSTON, MASS.
ST. JOHN'S H.S.

AS A REDSHIRT SOPHOMORE IN 2011 (AT UMASS):

- Appeared in 10 games as a backup wide receiver and on special teams.
- Made five tackles on kickoff and punt coverage.
- Had tackles against Central Connecticut,

New Hampshire, Old Dominion, Rhode Island and Richmond.

AS A SOPHOMORE IN 2010 (AT UMASS):

- Sat out the season after transferring from Holy Cross to UMass.

AS A FRESHMAN IN 2009:

- Played in three games as a reserve defensive back and on special teams.
- Made one solo tackle against Sacred Heart.
- Also saw action against Georgetown and Northeastern.

HIGH SCHOOL:

- Played for head coach John Andreoli at St. John's High School in Shrewsbury, Mass.
- Earned *Worcester Telegram & Gazette* All-Star honors.
- Named to the Central Massachusetts Football Coaches Association All-Star team.
- Selected as the Offensive MVP of the Shriners Classic All-Star game.
- Also a member of the indoor and outdoor track teams at St. John's.
- Member of National Honor Society.

PERSONAL:

- Son of David and Patricia Lizotte.
- Has one brother (Nick).
- Has not yet declared a major.



JOHN MACOMBER
JUNIOR • 5-11 • 199
PLACEKICKER
VIENNA, VA.

GEORGETOWN PREP SCHOOL

- Enters the season tied for 10th all-time at Holy Cross with 12 career field goals made.
- AS A SOPHOMORE IN 2011:**
- Played in 10 games as the team's top placekicker, while sharing kickoff duties.
 - Earned first team Capital One Academic All-District honors.

- Selected to the Academic All-Patriot League team.
- Led the team in scoring with 56 points on the season, hitting 12 of 15 field goals and 20 of 26 extra points.

- Tied the school single-season record for field goals made.
- Connected on seven straight field goals from Oct. 1-22, to tie for fourth on all-time Holy Cross list for consecutive field goals made.
- Finished the season ranked 27th in the nation in field goals made.
- Led the Patriot League in field goal percentage, while ranking third in field goals made and fourth in scoring.
- Averaged 58.2 yards on 21 kickoffs.
- Scored a season-high 12 points during the victory over Harvard, hitting three of four field goal attempts and all three of his extra points.
- Booted a season-long 37-yard field goal during the Harvard game.
- Made two field goals and two extra points at New Hampshire.
- Hit two field goals and one extra point against Brown and Dartmouth.
- Named to the Patriot League Academic Honor Roll.

AS A FRESHMAN IN 2010:

- Saw action in one game as a backup kicker.
- Kicked off once for 50 yards during the Fordham game.
- Selected to the Patriot League Academic Honor Roll.

HIGH SCHOOL:

- Played for head coach Dan Paro at Georgetown Preparatory School.
- Selected All-Maryland Interscholastic Athletic Association as a senior.
- Named to the *All-Gazette* team in 2009.
- Made seven of nine field goals and 22 of 24 extra points during his senior season.
- Recorded touchbacks on 27 out of 43 kickoffs in 2009.
- Also lettered in tennis, serving as team captain and earning All-Interstate Athletic Conference honors.

PERSONAL:

- Son of Michael and Carol Macomber.
- Has one sister, Annie, who played both lacrosse and soccer at the College of William & Mary.
- Father played soccer and rugby at Bowdoin College.
- Majoring in History.

MACOMBER'S PLACEKICKING STATISTICS

YEAR	GP-GS	1-29	30-39	40+	FG-A	PCT	LG	XP-A	PTS
2010	1-0	0-0	0-0	0-0	0-0	0.0	0	0-0	0
2011	10-0	7-9	5-5	0-1	12-15	80.0	37	20-26	56
TOTAL	11-0	7-9	5-5	0-1	12-15	80.0	37	20-26	56



JACK MALISKA
SENIOR • 6-4 • 300
DEFENSIVE LINEMAN
WINCHENDON, MASS.
MURDOCK H.S.

AS A JUNIOR IN 2011:

- Started all 11 games at defensive tackle.
- Named second team All-Patriot League.
- Totaled 35 tackles on the year, with 27 solo stops, two sacks and four tackles for loss.
- Made a season-high five tackles with a sack in the victory over Dartmouth.

- Tied his season-high with five tackles and had a sack at Lehigh.
- Recorded four solo tackles with one tackle for loss at New Hampshire.
- Posted four solo tackles against Georgetown.
- Also had four tackles against both Colgate and Fordham.

PLAYER PROFILES

AS A SOPHOMORE IN 2010:

- Started the first six games of the year at defensive tackle, before missing the remainder of the season due to injury.
- Totaled 13 tackles, with two tackles for loss and a blocked extra point.
- Made a career-best four tackles in the victory over Howard, including one tackle for loss.
- Recorded three tackles and a tackle for loss at Harvard.
- Had two tackles against both Massachusetts and Fordham.

AS A FRESHMAN IN 2009:

- Played in one game, seeing action against Dartmouth.

HIGH SCHOOL:

- Played for head coach Antonio Dellasanta at Murdock High School.
- Served as team captain during his junior and senior seasons.
- Earned *Worcester Telegram & Gazette* All-Star honors.
- Named the Defensive Most Valuable Player of the Mid-Wachusett C League as a senior.
- Led the team in tackles in 2006, 2007 and 2008.
- Selected to play in the Shriners Classic All-Star game.
- Also lettered in basketball at Murdock.
- Member of National Honor Society.

PERSONAL:

- Son of John and Penny Maliska.
- Has one brother (Charles) and one sister (Mary Grace).
- Father played football at Macalester College.
- Majoring in Sociology.

MALISKA'S DEFENSIVE STATISTICS

YEAR	GP-GS	UT	AT	TT	SACK	TFL	INT	PBU
2009	1-0	0	0	0	0-0	0-0	0-0	0
2010	6-6	8	5	13	0-0	2-4	0-0	0
2011	11-11	27	8	35	2-5	4-7	0-0	0
TOTAL	18-17	35	13	48	2-5	6-11	0-0	0



TOM MANNIX SENIOR • CAPTAIN • 6-0 • 177 DEFENSIVE BACK KENILWORTH, N.J. BREARLEY H.S.

AS A JUNIOR IN 2011:

- Started all 11 games at strong safety.
- Named second team All-Patriot League and Academic All-Patriot League.
- Ranked second on the team with 87 tackles, to go along with an interception, a sack, three forced fumbles and 10 pass breakups.

- Led the team in tackles four times on the season, while reaching double-figures in tackles four times.
- Placed second in the Patriot League in forced fumbles, fourth in passes defended and eighth in total tackles.
- Finished the season ranked 20th in the nation in solo tackles, 28th in forced fumbles and 34th in passes defended.
- Led the team with a season-high 12 total tackles during the contest at Lehigh, while also forcing a fumble.
- Had a team-best 11 tackles, a forced fumble and a pass breakup against Massachusetts.
- Posted a team-high 10 total tackles and a sack in the win over Colgate.
- Totaled nine tackles and a pass breakup in the win at Fordham.

- Recorded a team-best eight tackles and an interception during the victory over Dartmouth, to earn AT&T Crusader of the Week honors.
- Named to the Patriot League Academic Honor Roll.

AS A SOPHOMORE IN 2010:

- Played in all 11 games with three starts, seeing time at both cornerback and safety.
- Ranked seventh on the team with 42 total tackles, including 34 solo stops.
- Also had a team-best six pass breakups, one interception and one forced fumble.
- Finished the season sixth in the Patriot League in passes defended and 49th in total tackles.
- Recorded season-highs of seven tackles and two pass breakups in the victory over Howard.
- Totaled two tackles, an interception and a pass breakup at Dartmouth.
- Made four solo tackles and forced a fumble in the victory at Colgate.
- Registered six solo tackles against both Georgetown and Harvard.
- Had five solo tackles and a pass breakup in the win over Fordham.
- Selected to the Patriot League Academic Honor Roll.

AS A FRESHMAN IN 2009:

- Played in all 12 games, on special teams and as a reserve defensive back.
- Totaled nine tackles on the season.
- Registered a season-high three solo tackles against Dartmouth.
- Recorded two tackles at Brown.
- Also had tackles against Bucknell, Lafayette, Sacred Heart and Villanova.

HIGH SCHOOL:

- Played for head coach Scott Miller at Brearley High School.
- Recorded 78 tackles, eight pass breakups and two interceptions during his senior season.
- Finished his career with a school-record 259 total tackles, 15 pass breakups, eight fumble recoveries, seven interceptions and four forced fumbles.
- Also played quarterback, accounting for 3,111 yards of total offense and 41 touchdowns during his career.
- Earned third team All-State honors from the *Newark Star Ledger* in 2008, while twice being named Group I All-State.
- A three-time All-Mountain Valley Conference selection.
- Twice named first team All-Union County by the *Newark Star Ledger*.
- Led team to a four-year record of 39-5, three Mountain Valley Conference titles and the 2006 state championship.
- Named his team's Defensive MVP at the 2009 New Jersey North-South All-Star Classic.
- Also lettered in baseball, basketball and wrestling at Brearley.
- Member of National Honor Society.

PERSONAL:

- Son of Tom and JoAnn Mannix.
- Has three sisters (Colleen, Kerry and Erin).
- Sister, Erin, is a 2005 Holy Cross graduate.
- Majoring in Political Science.

MANNIX'S DEFENSIVE STATISTICS

YEAR	GP-GS	UT	AT	TT	SACK	TFL	INT	PBU
2009	12-0	8	1	9	0-0	0-0	0-0	0
2010	11-3	34	8	42	0-0	0-0	1-0	6
2011	11-11	71	16	87	1-2	1-2	1-2	10
TOTAL	34-14	113	25	138	1-2	1-2	2-2	16

PLAYER PROFILES



STEVEN MARTINEZ
FRESHMAN • 5-11 • 185
DEFENSIVE BACK
DALLAS, TEXAS
VICTORIA EAST H.S.

HIGH SCHOOL:

- Spent one postgraduate year at the Loomis Chaffee School in Windsor, Conn., playing for head coach Chuck Reid.
- Previously played for head coach Mickey Finley at Victoria East High School in Victoria, Texas.

- Earned second team All-District honors, in addition to being an Academic All-State selection.
- Served as team captain at both Victoria East and Loomis Chaffee.
- Also a member of the varsity track and field team, earning All-Region honors in the triple jump.

PERSONAL:

- Son of Sylvia Martinez.
- Has five brothers (Mario, Demond, Nivory, Malik and Elijah) and two sisters (Claudia and Mia).
- Has not yet declared a major.



EMANUEL MENDOZA
JUNIOR • 6-5 • 317
OFFENSIVE LINEMAN
BRONX, N.Y.
CARDINAL HAYES H.S.

AS A SOPHOMORE IN 2011:

- Played in seven games as a backup offensive lineman.
- Part of an offensive line which allowed Holy Cross to average 22.9 points and 400.9 total yards per game.

AS A FRESHMAN IN 2010:

- Did not see any varsity action.
- Selected to the Patriot League Academic Honor Roll.

HIGH SCHOOL:

- Played at for head coach C.J. O'Neill at Cardinal Hayes High School.
- Helped lead Cardinal Hayes to an 8-2 record in 2009, and the 2008 Turkey Bowl championship.
- Nominated for the New York State High School Football Classic.
- Also lettered in both basketball and track.
- Placed third in the Catholic High School Athletic Association championship meet in both the shot put and the discus two years in a row.

PERSONAL:

- Son of Oneida Mendoza.
- Majoring in Political Science.



NICK MERCURIO
SENIOR • 6-1 • 187
DEFENSIVE BACK
WADING RIVER, N.Y.
ST. ANTHONY'S H.S.

AS A JUNIOR IN 2011:

- Saw action in all 11 games with three starts at wide receiver.
- Caught six passes for 41 yards, and rushed three times for two yards and a score.
- Made eight solo tackles on special teams, as part of the kickoff coverage unit.

- Had four catches for 36 yards during the victory over Fordham.
- Made two receptions for five yards at Brown.
- Rushed eight yards for a touchdowns during the win over Colgate.

AS A SOPHOMORE IN 2010:

- Played in seven games as a backup wide receiver.
- Caught four passes for 48 yards on the year.
- Had receptions against Lehigh, Harvard, Massachusetts and Howard.

AS A FRESHMAN IN 2009:

- Saw action in 11 games as a backup wide receiver.
- Caught two passes for 21 yards, while rushing four times for 12 yards.
- Had receptions against both Harvard and Sacred Heart.

HIGH SCHOOL:

- Played for head coach Rick Reichert at St. Anthony's High School.
- Caught 15 passes for 200 yards and a touchdown as a senior, in addition to rushing 86 times for 650 yards and eight scores.
- Served as team captain and named team MVP during his senior year.
- Named All-Catholic High School Football League.
- Played in the Outback Steakhouse Empire Challenge All-Star game.
- Member of National Honor Society.

PERSONAL:

- Son of James and Gayle Mercurio.
- Has one brother (James) and one sister (Meeghan).
- Father played baseball at Missouri.
- Majoring in History.

MERCURIO'S DEFENSIVE STATISTICS

YEAR	GP-GS	UT	AT	TT	SACK	TFL	INT	PBU
2009	11-0	1	0	1	0-0	0-0	0-0	0
2010	7-0	0	0	0	0-0	0-0	0-0	0
2011	11-3	8	0	8	0-0	0-0	0-0	0
TOTAL	29-3	9	0	9	0-0	0-0	0-0	0

MERCURIO'S RECEIVING STATISTICS

YEAR	GP-GS	REC	YARDS	AVG	TD	LONG
2009	11-0	2	21	10.5	0	13
2010	7-0	4	48	12.0	0	22
2011	11-3	6	41	6.8	0	13
TOTAL	29-3	12	110	9.2	0	22

MERCURIO'S RUSHING STATISTICS

YEAR	GP-GS	ATT	YARDS	AVG	TD	LONG
2009	11-0	4	12	3.0	0	5
2010	7-0	0	0	0.0	0	0
2011	11-3	3	2	0.7	1	8
TOTAL	29-3	7	14	2.0	1	8

PLAYER PROFILES



GERALD MISTRETTA
SENIOR • CAPTAIN • 6-1 • 207
WIDE RECEIVER
BROOKLYN, N.Y.
XAVIERIAN H.S.

AS A JUNIOR IN 2011:

- Played in all 11 games at wide receiver, starting five times.
- Named first team All-Patriot League.
- Led the team with 60 receptions for 723 yards and six touchdowns.
- Ranked third in the Patriot League in both

receptions and receiving yards, and stood seventh in all-purpose yards.

- Finished the season ranked 32nd in the nation in receptions and 51st in receiving yards.

- Registered a season-best 12 catches for 103 yards and a touchdown during the victory over Dartmouth, to tie for fifth on the all-time school single-game list for receptions.
- Caught six passes for a season-high 136 yards and a score at New Hampshire, while returning two kickoffs for 35 yards.
- Made eight receptions for 94 yards and a touchdown at Brown.
- Posted six catches for 84 yards and a score in the win over Lafayette.
- Caught six passes for 58 yards and a touchdown in the win at Bucknell.
- Had six receptions for 58 yards against Georgetown.
- Also made 13 special teams tackles on the season.

AS A SOPHOMORE IN 2010:

- Saw action in all 11 games at wide receiver, starting three times.
- Caught 29 passes for 374 yards and three touchdowns on the season.
- Rushed eight times for 56 yards and a score, and returned two kickoffs for 15 yards.
- Ranked 16th in the Patriot League in receiving yards, 18th in receptions and 20th in scoring.
- Had five catches for a season-best 84 yards in the victory over Brown.
- Finished with five receptions for 82 yards in the win over Fordham.
- Caught four passes for 48 yards in the victory at Colgate.
- Had four receptions for 41 yards and a touchdown at Dartmouth, in addition to returning two kickoffs for 15 yards.
- Made four catches for 31 yards and a score at Georgetown.

AS A FRESHMAN IN 2009:

- Played in all 12 games at wide receiver, starting five times.
- Caught five passes for 131 yards and a touchdown on the season.
- Had a 45-yard touchdown reception in the fourth quarter of the victory over Harvard.
- Also caught passes against Bucknell, Lafayette, Northeastern and Villanova.

HIGH SCHOOL:

- Played for head coach Joe DeSiena at Xaverian High School.
- Served as team captain during his senior year, when he was also named team Most Valuable Player.
- Caught 63 passes for 1,105 yards and 14 touchdowns during his senior season.
- Finished his career with 96 receptions for 1,510 yards and 20 scores.
- Also made 108 career tackles and intercepted five passes on defense.
- Twice named All-Catholic High School Football League.
- Earned first team All-City and fourth team All-State honors as a senior.
- Member of National Honor Society.

PERSONAL:


- Son of Gerald and Susan Mistretta.
- Has one brother (Richard) and one sister (Francesca).
- Majoring in Economics.

MISTRETTA'S RECEIVING STATISTICS

YEAR	GP-GS	REC	YARDS	AVG	TD	LONG
2009	12-5	5	131	26.2	1	45
2010	11-3	29	374	12.9	3	32
2011	11-5	60	723	12.1	6	55
TOTAL	34-13	94	1228	13.1	10	55

MISTRETTA'S RUSHING STATISTICS

YEAR	GP-GS	ATT	YARDS	AVG	TD	LONG
2009	12-5	1	6	6.0	0	6
2010	11-3	8	56	7.0	1	17
2011	11-5	4	16	4.0	0	12
TOTAL	34-13	13	78	6.0	1	17



ANDREW MIZZONI
SOPHOMORE • 6-4 • 220
LINEBACKER
GLOUCESTER, MASS.
GLOUCESTER H.S.

AS A FRESHMAN IN 2011:

- Played in four games as a reserve defensive lineman.
- Had 10-yard sack against Georgetown.
- Made one solo tackle at Fordham.
- Also played in the contests at Lehigh and against Dartmouth.

HIGH SCHOOL:

- Played for head coach Paul Ingram at Gloucester High School.
- Served as team captain during his senior season.
- A two-way starter as both an offensive and defensive lineman.
- Earned Northeast Conference All-Star honors following his junior and senior years.
- Helped lead the team to the Division I state championship in 2009 and 2010, with perfect 13-0 records both years.
- Team posted an overall record of 50-2 during his four-year high school career, with a school-record 26-game winning streak from 2009-2010.
- Also lettered in both lacrosse and track.
- Member of National Honor Society.

PERSONAL:

- Son of Steven and Annmarie Mizzoni.
- Has one sister (Nicole).
- Majoring in Biology.

MIZZONI'S DEFENSIVE STATISTICS

YEAR	GP-GS	UT	AT	TT	SACK	TFL	INT	PBU
2011	4-0	2	0	2	1-10	1-10	0-0	0

PLAYER PROFILES



DANNY MOLOY
FRESHMAN • 6-5 • 285

OFFENSIVE LINEMAN
WESTWOOD, MASS.
WESTWOOD H.S.

HIGH SCHOOL:

- Spent one postgraduate year at the Berkshire School in Sheffield, Mass., playing for head coach Brian Sullivan.
- Earned All-New England honors from the *Boston Herald* in 2011.
- Previously played for head coach Paul Hal-

lion at Westwood High School.

- Received Tri-Valley League All-Star honors in 2010.
- Served as team captain at both Westwood and Berkshire.
- Also a member of the ice hockey team at Westwood and the track and field team at Berkshire.

PERSONAL:

- Has not yet declared a major.



CHARLIE MURPHY
SOPHOMORE • 6-1 • 227

DEFENSIVE LINEMAN
OLD MILL CREEK, ILL.
LAKE FOREST H.S.

AS A FRESHMAN IN 2011:

- Did not see any varsity action.

HIGH SCHOOL:

- Played one postgraduate year for head coach Bill Glennon at Phillips Exeter Academy in Exeter, N.H.
- Earned honorable mention All-New

England honors during his one season at Exeter.

- Previously played for head coach Chuck Spagnoli at Lake Forest High School.
- Named honorable mention All-North Suburban Conference as a senior.
- Recorded 112 total tackles during his junior year, when he helped lead the team to a state playoff appearance.
- Totaled 21 tackles for loss during his high school career.

PERSONAL:

- Son of Sean Murphy and Linda Leffingwell.
- Has two brothers (Tempel and William) and three sisters (Meghan, Isabel and Caroline).
- Majoring in Political Science.



JEREME MURRAY
SOPHOMORE • 6-1 • 177

WIDE RECEIVER
STATE COLLEGE, PA.
STATE COLLEGE AREA H.S.

AS A FRESHMAN IN 2011:

- Did not see any varsity action.

HIGH SCHOOL:

- Played for head coach Al Wolski at State College Area High School.
- Received the Kevin Dare Scholarship Award and the Rock Solid Award.

- Helped lead team to three straight district championships from 2008-2010.

- Team finished second in the state in 2009 and advanced to the state quarterfinals in 2010.

- Totaled 201 rushing yards, 330 receiving yards and 227 kickoff return yards during his high school career.

- Also lettered in track.

- Member of National Honor Society.

PERSONAL:

- Son of Jerry and Suzanne Murray.
- Has two sisters (Maura and Jessica).
- Father played baseball at Indiana (Pa.) University.
- Majoring in Physics.



RYAN NEUMANN
SOPHOMORE • 5-11 • 210

LINEBACKER
SADDLE RIVER, N.J.
ST. JOSEPH REGIONAL H.S.

AS A FRESHMAN IN 2011:

- Did not see any varsity action.

HIGH SCHOOL:

- Played for head coach Tony Karcich at St. Joseph Regional High School.
- Served as team captain during his senior season.

- Twice named first team All-League and second team All-County.

- Earned All-County honors from the *Bergen Record* and All-Conference honors from the *Newark Star-Ledger*.

- Recorded 74 tackles, seven quarterback sacks and 11 tackles for loss during his senior year.

- Finished his high school career with 125 total tackles, 12 quarterback sacks and 20 tackles for loss.

- Also lettered in lacrosse, and played club rugby for the Bergen Barbarians.

- Member of National Honor Society.

PERSONAL:

- Son of Thomas and GERALYN Neumann.
- Has two sisters (Allison and Emily).
- Father played football at Muhlenberg College.
- Majoring in Economics.

PLAYER PROFILES



PAT O'CONNELL
SENIOR • 6-1 • 219
LINEBACKER

FRAMINGHAM, MASS.
FRAMINGHAM H.S.

AS A JUNIOR IN 2011:

- Played in 10 games with one start as a backup linebacker and on special teams.
- Made six tackles on the season.
- Had a season-high five tackles and one pass breakup against Dartmouth in his first career start.

- Registered one tackle for loss during the victory at Fordham.
- Broke up a pass in the Georgetown game.

AS A SOPHOMORE IN 2010:

- Saw action in seven games, primarily on special teams.
- Played against Georgetown, Fordham, Dartmouth, Colgate, Lehigh, Lafayette and Bucknell.

AS A FRESHMAN IN 2009:

- Did not see any varsity action.

HIGH SCHOOL:


- Played for head coach Gary Doherty at Framingham High School.
- Totaled 102 tackles, two interceptions and two sacks during his senior season.
- Finished his career with 309 total tackles, five forced fumbles, five sacks and three interceptions.
- Named first team All-Bay State Conference following his senior year.
- Served as team captain in both 2007 and 2008.
- Three-time recipient of his team's Khari Samuel Defensive Most Valuable Player award.

PERSONAL:

- Son of Tim and Mary O'Connell.
- Has one brother (Sean).
- Majoring in Economics.

O'CONNELL'S DEFENSIVE STATISTICS

YEAR	GP-GS	UT	AT	TT	SACK	TFL	INT	PBU
2010	7-0	0	0	0	0-0	0-0	0-0	0
2011	10-1	4	2	6	0-0	1-2	0-0	2
TOTAL	17-1	4	2	6	0-0	1-2	0-0	2



SCOTTY O'DONOGHUE
JUNIOR • 5-11 • 214
LINEBACKER

TAMPA, FLA.
SICKLES H.S.

AS A SOPHOMORE IN 2011:

- Saw action in 10 games as a backup linebacker and on special teams.
- Totaled seven tackles on the season.
- Made two solo tackles against both Harvard and Fordham.
- Also recorded tackles against Brown,

Colgate and Lafayette.

AS A FRESHMAN IN 2010:

- Saw action in all 11 games, mostly on special teams.
- Made seven tackles on the season.
- Recorded two tackles against Bucknell.
- Also had tackles against Lafayette, Colgate, Fordham, Harvard and Howard.

HIGH SCHOOL:

- Played for head coach Pat O'Brien at Sickles High School.
- Served as team captain during his junior and senior seasons.
- A three-time All-Western Conference selection.
- Named All-Sun Coast and honorable mention All-State as a senior.
- Selected All-Hillsborough County three times by both the *Tampa Tribune* and the *St. Petersburg Times*.
- Totaled 439 tackles during his high school career, while rushing for 820 yards as a fullback.
- Broke the school record for career tackles.
- Led the team in tackles during his sophomore (102), junior (126) and senior (137) seasons.
- Member of National Honor Society.

PERSONAL:

- Son of Jim and Cindy O'Donoghue.
- Has three brothers (James, Jake and Jared) and one sister (Brandy).
- Majoring in Economics.

O'DONOGHUE'S DEFENSIVE STATISTICS

YEAR	GP-GS	UT	AT	TT	SACK	TFL	INT	PBU
2010	11-0	6	1	7	0-0	0-0	0-0	0
2011	10-0	6	1	7	0-0	0-0	0-0	0
TOTAL	21-0	12	2	14	0-0	0-0	0-0	0



MICHAEL O'DWYER
SOPHOMORE • 6-0 • 232
RUNNING BACK

DENVER, COLO.
REGIS JESUIT H.S.

AS A FRESHMAN IN 2011:

- Did not see any varsity action.
- Selected to the Patriot League Academic Honor Roll.

HIGH SCHOOL:

- Played for head coach Mark Nolan at Regis Jesuit High School.

- Served as team captain during his junior and senior seasons.
 - Earned honorable mention All-State honors as a senior.
 - A three-time All-Continental League and Academic All-State selection.
 - Recorded 195 tackles with 13 tackles for loss and three forced fumbles at linebacker during his senior year.
 - Finished his high school career with 381 total tackles.
 - Team advanced to the Class AAAAA state finals in 2010, after making it to the quarterfinals in 2009.
 - Also lettered in swimming, where he helped lead the team to two state championships.
 - Member of National Honor Society.
- PERSONAL:**
- Son of Ronny and Debbie O'Dwyer.
 - Has two brothers (Christian and Ronny).
 - Has not yet declared a major.

PLAYER PROFILES



KOBE OSEI-BOATEN

FRESHMAN • 6-1 • 230

LINEBACKER

LEWISVILLE, TEXAS

LEWISVILLE H.S.

HIGH SCHOOL:

- Played for head coach Dick Olin at Lewisville High School.
- Served as team captain during his senior season.
- A two-time All-District selection.
- Also a member of the varsity basketball

team.

PERSONAL:

- Son of Joyce Asamoah.
- Has one sister (Akosua).
- Has not yet declared a major.



KYLE PEDRETTY

SENIOR • 6-4 • 278

OFFENSIVE LINEMAN

DUNEDIN, FLA.

DUNEDIN H.S.

AS A JUNIOR IN 2011:

- Started the first six games of the season at right tackle, before missing the remainder of the season due to injury.
- Key part of an offensive line which allowed Holy Cross to average 22.9 points and 400.9 total yards per game.

- Helped Holy Cross to allow only 21 sacks all season, while the team attempted 431 passes (just one sack for every 21.5 times the team dropped back to pass).

AS A SOPHOMORE IN 2010:

- Started all 11 games at right tackle.
- Part of an offensive line which allowed just 17 sacks all season, while the team attempted 418 passes (just one sack for every 25.6 times the team dropped back to pass).
- Helped pave the way for the Crusaders to average 22.6 points, 224.0 passing yards, 99.1 rushing yards and 323.1 yards of total offense per game.
- Selected to the Patriot League Academic Honor Roll.

AS A FRESHMAN IN 2009:

- Did not see any varsity action.

HIGH SCHOOL:

- Played for head coach Mark Everett at Dunedin High School.
- Served as team captain during his senior year.
- Twice selected as his team's Most Valuable Player.
- Named first team All-Pinellas County and honorable mention All-Conference in 2008.
- Led team to district championships in 2006, 2007 and 2008.
- Member of National Honor Society.

PERSONAL:

- Son of Don and Bobi Pedretty.
- Has one brother (Connor).
- Majoring in Chemistry.



MAX PHELPS

SOPHOMORE • 6-5 • 234

DEFENSIVE LINEMAN

DUBLIN, OHIO

DUBLIN COFFMAN H.S.

AS A FRESHMAN IN 2011:

- Did not see any varsity action.
- HIGH SCHOOL:**
- Played for head coach Mark Crabtree at Dublin Coffman High School.
 - Served as team captain during his senior season.

- Named a McDonald's Scholar-Athlete in 2010.
- Totaled 74 tackles, 14 tackles for loss and two forced fumbles as a senior.
- Finished his high school career with 131 total tackles, 10 quarterback sacks, 26 tackles for loss and two defensive touchdowns.
- Team won the Ohio Capital Conference championship and finished as the regional runner-up in 2009.
- Member of National Honor Society.

PERSONAL:

- Son of Michael and Mollie Phelps.
- Has two brothers (Wiley and Ike) and one sister (Brigid).
- Has not yet declared a major.



DIEGO QUINTANAR

SOPHOMORE • 5-10 • 196

DEFENSIVE BACK

WINDERMERE, FLA.

WEST ORANGE H.S.

AS A FRESHMAN IN 2011:

- Saw action in one game, playing on special teams against Massachusetts.

HIGH SCHOOL:

- Played for head coach George Petree at West Orange High School in Winter Garden, Fla.

- Served as team captain during both his junior and senior seasons.
- Member of National Honor Society.

PERSONAL:

- Son of David and Maria Quintanar.
- Has one brother (Rodrigo) and one sister (Sofia).
- Brother, Rodrigo, played football at Univesidad Anahuac in Mexico.
- Has not yet declared a major.

PLAYER PROFILES



SAM RANIERI
FRESHMAN • 6-3 • 265

OFFENSIVE LINEMAN
ORLANDO, FLA.
DR. PHILLIPS H.S.

HIGH SCHOOL:

- Played for head coach Rodney Wells at Dr. Phillips High School.
- Served as team captain during his senior season.
- Selected to play in the 2011 Central Florida All-Star game.

- Team reached the state finals in 2010, and was a regional semifinalist in 2008, 2009 and 2011.

PERSONAL:

- Son of William and Suzanne Ranieri.
- Has one brother (Nicolas).
- Has not yet declared a major.



KALIF RAYMOND
FRESHMAN • 5-9 • 157

WIDE RECEIVER
LAWRENCEVILLE, GA.
GREATER ATLANTA CHRISTIAN SCHOOL

HIGH SCHOOL:

- Played for head coach Tim Cokely at the Greater Atlanta Christian School in Norcross, Ga.
- Served as team captain during senior year.
- Caught 30 passes for 511 yards and nine touchdowns during his high school career.

- Also a member of the varsity track and wrestling teams.
- Member of the 4x100-meter relay team that set a school record with a time of 42.92 seconds in 2011.
- The 2009 Area champion and 2008 County champion in wrestling.

PERSONAL:

- Son of Eric Raymond and Kim Ly.
- Has one brother (Mason) and two sisters (Sydea and Madison).
- Has not yet declared a major.



MICHAEL REARDON
SOPHOMORE • 6-2 • 200

QUARTERBACK
LITTLE SILVER, N.J.
RED BANK REGIONAL H.S.

AS A FRESHMAN IN 2011:

- Did not see any varsity action.

HIGH SCHOOL:

- Attended Red Bank Regional High School in Little Silver, N.J.
- Earned Academic All-Shore Conference honors.

PERSONAL:

- Has not yet declared a major.



PAT RESTREPO
SOPHOMORE • 6-4 • 278

OFFENSIVE LINEMAN
CHESTER SPRINGS, PA.
DOWNINGTOWN EAST H.S.

AS A FRESHMAN IN 2011:

- Did not see any varsity action.

HIGH SCHOOL:

- Played for head coach Mike Matta at Downingtown East High School.
- Served as team captain during his senior season.

- A second team All-State selection as a senior.
- Named first team All-Conference in 2010, after being a second team selection in 2009.

- Selected first team All-Area and first team All-Southeastern Pennsylvania following senior year.

- Helped lead team to three straight Ches Mont League championships, with trips to the district semifinals in 2009 and the district quarterfinals in 2010.

- Member of National Honor Society.

PERSONAL:

- Son of John and Mary Beth Restrepo.
- Has three brothers (Clark, Lucas and Ross).
- Has not yet declared a major.



KYLE ROBBINS
SOPHOMORE • 6-0 • 200

LINEBACKER
KINNELON, N.J.
KINNELON H.S.

AS A FRESHMAN IN 2011:

- Did not see any varsity action.

HIGH SCHOOL:

- Played for head coach Kevin White at Kinnelon High School.
- Served as team captain during his senior season.

- A third team All-State and second team All-County selection as a senior.

- Earned first team All-Northwest New Jersey Athletic Conference honors in 2010, after being a second team selection in 2009.

- Rushed for 1,500 yards on 168 carries during his senior year.

- Totaled over 3,000 rushing yards and 35 touchdowns during his high school career.

- Set a school record by rushing for 187 yards on six carries in a single quarter.

PERSONAL:

- Son of William and Ann Lisa Robbins.
- Has two brothers (Sean and Jake).
- Has not yet declared a major.

PLAYER PROFILES



ROMAN SANDOVAL
SENIOR • CAPTAIN • 5-10 • 212
LINEBACKER

ALLISON PARK, PA.
SHADY SIDE ACADEMY

AS A JUNIOR IN 2011:

- Played in the first three games of the year at inside linebacker with one start.
- Missed the remainder of the season due to injury.
- Totaled 15 tackles, one sack and two tackles for loss on the year.

- Led the team with nine tackles in the victory over Harvard.
- Posted five tackles and a sack in the win over Colgate.
- Had a tackle for loss against Massachusetts.

AS A SOPHOMORE IN 2010:

- Saw action in all 11 games, earning his first career start at Harvard.
- Recorded 34 total tackles on the season, including 21 solo stops and one tackle for loss.
- Totaled 11 tackles during the game at Massachusetts, including eight solo stops.
- Made 11 total tackles in the contest at Harvard.
- Posted six solo tackles at Georgetown, including a tackle for loss.
- Had a pair of tackles in the victory over Howard.

AS A FRESHMAN IN 2009:

- Played in 10 games, as a backup linebacker and on special teams.
- Totaled six tackles on the season.
- Made two solo tackles at Brown.
- Had a pair of tackles against Sacred Heart.
- Also recorded tackles against Northeastern and Villanova.

HIGH SCHOOL:


- Played for head coach Dave Havern at Shady Side Academy.
- Served as team captain during his junior and senior seasons.
- Two-time first team All-Allegheny Conference selection.
- Led team to the Allegheny Conference title and an undefeated record as a senior.
- Also a member of the varsity wrestling and track teams at Shady Side Academy.
- Won the Pennsylvania state wrestling title at 189 pounds as a junior.
- Led wrestling team to the state championship in junior season, and a state runner-up finish as a senior.

PERSONAL:

- Son of Ricardo and Carolyn SanDoval.
- Has three brothers (Ric, Nic and Nino).
- Brother, Ric, was an All-Ivy League linebacker at Penn.
- Brother, Nic, played football at St. Francis (Pa.).
- Brother, Nino, was on the wrestling team at Franklin & Marshall.
- Majoring in Mathematics.

SANDOVAL'S DEFENSIVE STATISTICS

YEAR	GP-GS	UT	AT	TT	SACK	TFL	INT	PBU
2009	10-0	4	2	6	0-0	0-0	0-0	0
2010	11-1	21	13	34	0-0	1-1	0-0	0
2011	3-1	11	4	15	1-1	2-2	0-0	0
TOTAL	24-2	36	19	55	1-1	3-3	0-0	0



ALEX SCHNEIDER
SENIOR • 6-7 • 255
TIGHT END
INVER GROVE HEIGHTS, MINN.
ST. THOMAS ACADEMY

AS A JUNIOR IN 2011:

- Played in all 11 games at tight end, starting eight times.
- Caught 15 passes for 162 yards and two touchdowns on the season.
- Had three receptions for 48 yards during the victory at Fordham.

- Made three catches for 23 yards and a score in the win over Lafayette.
- Caught two passes for 13 yards and a touchdown against Dartmouth.
- Selected to the Patriot League Academic Honor Roll.

AS A SOPHOMORE IN 2010:

- Named first team All-Patriot League.
- Played in all 11 games, with eight starts.
- Finished the season with 30 receptions for 217 yards and a touchdown.
- Ranked second among Patriot League tight ends in both receptions and receiving yards.
- Had a season-high six receptions for 48 yards at Harvard.
- Caught four passes for 31 yards and a score in the win over Fordham.
- Made four catches for 22 yards at Massachusetts.
- Totaled three receptions for 30 yards at Dartmouth.
- Had three catches for 20 yards against both Georgetown and Brown.

AS A REDSHIRT FRESHMAN IN 2009:

- Earned second team All-Patriot League honors.
- Ranked fourth on the team with 33 receptions for 275 yards.
- Caught six touchdown passes, the second-most on the team.
- Ranked second among all Patriot League tight ends in both receptions and receiving yards.
- Caught a pass in 10 straight games to end the season.
- Had seven catches for 52 yards and two touchdowns at Villanova in the NCAA playoffs.
- Posted seven receptions for 54 yards and a touchdown at Bucknell.
- Made four catches for 41 yards and a score in the win over Colgate.
- Finished with three receptions against Dartmouth, Harvard, Lafayette and Lehigh.
- Caught a five-yard touchdown pass at Brown.

AS A FRESHMAN IN 2008:

- Missed the entire season due to injury, and received a medical redshirt.

HIGH SCHOOL:

- Played for coach Dave Ziebarth at St. Thomas Academy in Mendota Heights, Minn.
- Led team to a 9-2 record during his senior season.
- Earned All-State honors in basketball.
- Selected as a finalist for Mr. Basketball honors in Minnesota by the *Minneapolis Star Tribune*.
- Led team to the 2007 state championship in basketball.
- Nominated for the McDonald's All-America basketball game.
- Scored over 1,000 career points.

PERSONAL:

- Son of Patrick and Lauri Schneider.
- Brother, Jake, played football at Bethel University.
- Majoring in Sociology.

PLAYER PROFILES

SCHNEIDER'S RECEIVING STATISTICS

YEAR	GP-GS	REC	YARDS	AVG	TD	LONG
2009	12-6	33	275	8.3	6	18
2010	11-8	30	217	7.2	1	13
2011	11-8	15	162	10.8	2	25
TOTAL	34-22	78	654	8.4	9	25



RYAN SCHNIEBER SOPHOMORE • 6-4 • 300

OFFENSIVE LINEMAN
CINCINNATI, OHIO
ST. XAVIER H.S.

AS A FRESHMAN IN 2011:

- Did not see any varsity action.

HIGH SCHOOL:


- Played for head coach Steve Specht at St. Xavier High School.
- Team won the Greater Catholic League South championship and the city champion-

ship in 2009, while finishing as a regional semifinalist.

- Also lettered in track and field, throwing the shot put and the discus.
- Helped lead the track and field team to a district championship.

PERSONAL:

- Son of Mark and Ginny Schnieber.
- Has two brothers (Matt and Tim) and one sister (Sarah).
- Sister, Sarah, was a member of the swimming team at Duquesne.
- Has not yet declared a major.



IRVIN SCOTT JUNIOR • 6-1 • 181

DEFENSIVE BACK
BROOKLINE, MASS.
BROOKLINE H.S.

AS A SOPHOMORE IN 2011:

- Saw action in 10 games at cornerback, starting the final seven contests of the year.
- Totaled 26 tackles and five pass breakups.
- Made a season-high seven solo tackles during the game at Lehigh.
- Had three solo tackles at Brown.

- Posted four solo tackles and two pass breakups in the win at Bucknell.
- Recorded four tackles and a pass breakup in the victory over Lafayette.
- Made two solo tackles against both Fordham and Georgetown.

AS A FRESHMAN IN 2010:

- Played in all 11 games, seeing most of his action on special teams.
- Made five tackles on the season.
- Recorded two solo tackles in the victory over Howard.
- Had two tackles in the win over Bucknell.
- Added one tackle in the victory over Brown.

HOLY CROSS TRACK & FIELD:

- Competed in sprints and the long jump in 2010-2011.
- At the 2011 Patriot League indoor championship, placed 15th in the long jump and 21st in the 200-meter dash.

HIGH SCHOOL:

- Played for head coach Lazaro Mitjans at Brookline High School.
- Served as team captain during his junior and senior seasons.
- Earned first team All-Bay State League honors as a senior, after being a second team selection as a junior.
- Totaled 103 tackles during his high school career.
- Rushed for 1,600 career yards and 13 touchdowns on offense, while throwing for 1,804 yards and 11 scores.
- Selected to play in the Shriners Classic All-Star Game.
- Also lettered in track, serving as captain of both the indoor and outdoor teams.
- Broke the school record in the triple jump.

PERSONAL:

- Son of Irvin and Lakisha Scott.
- Majoring in English.

SCOTT'S DEFENSIVE STATISTICS

YEAR	GP-GS	UT	AT	TT	SACK	TFL	INT	PBU
2010	11-0	3	2	5	0-0	0-0	0-0	0
2011	10-7	23	3	26	0-0	0-0	0-0	5
TOTAL	21-7	26	5	31	0-0	0-0	0-0	5



GEORGE SESSOMS JUNIOR • 5-11 • 210

LINEBACKER
PEABODY, MASS.

ST. JOHN'S PREP SCHOOL
AS A SOPHOMORE IN 2011:

- Played in seven games, as a reserve defensive back and on special teams.
- Made two tackles on kickoff coverage in the victory over Colgate.

AS A FRESHMAN IN 2010:

- Did not see any varsity action.

HIGH SCHOOL:

- Played for head coach James O'Leary at St. John's Preparatory School.
- Served as team captain during his senior season.
- Named a Catholic Conference All-Star in 2009.
- Selected to the *Boston Herald* All-Scholastic team, while receiving All-Star honors from the *Salem Evening News* and the *Lynn Item*.
- Recorded six sacks and an interception during his senior season, in addition to rushing for 1,182 yards and 14 touchdowns on offense.
- Totaled 1,985 rushing yards and 21 touchdowns over the course of his high school career.
- Also lettered in both basketball and track, serving as captain of the basketball team.

PERSONAL:

- Son of George and Fitzallen Sessoms.
- Has two sisters (Morgan and Melissa).
- Sister, Melissa, was a member of the swimming team at Miami (Fla.).
- Sister, Morgan, was a member of the swimming team at Columbia.
- Majoring in English.

SESSOMS' DEFENSIVE STATISTICS

YEAR	GP-GS	UT	AT	TT	SACK	TFL	INT	PBU
2011	7-0	1	1	2	0-0	0-0	0-0	0

PLAYER PROFILES



MICHAEL SHEWCHUK
SOPHOMORE • 6-3 • 205
QUARTERBACK
CHICAGO, ILL.
TAFT H.S.

AS A FRESHMAN IN 2011:

- Did not see any varsity action.
- Selected to the Patriot League Academic Honor Roll.

HIGH SCHOOL:

- Played for head coach Matthew Walsh at Taft High School.

- Earned All-Conference honors in both 2009 and 2010.
- Selected All-City as a senior.
- Completed 69 of 143 passes for 1,029 yards and 12 touchdowns in 2010, while rushing for 212 yards and eight scores on 39 attempts.
- Hit on 139 of 287 career pass attempts for 2,182 yards and 28 scores.
- Led team to state playoffs during his junior and senior seasons.
- Named the *Chicago Sun-Times* Football Star of the Week in 2009, after throwing for 275 yards and three touchdowns in a win over Gage Park.
- Also lettered in baseball, helping lead team to the school's first-ever regional championship in 2009.
- Member of National Honor Society.

PERSONAL:

- Son of Todd and Vita Shewchuk.
- Has one sister (Julianna).
- Has not yet declared a major.



LOGAN SILVER
SOPHOMORE • 6-0 • 190
DEFENSIVE BACK
EUGENE, ORE.
MARIST CATHOLIC H.S.

AS A FRESHMAN IN 2011:


- Played in six games, as a reserve defensive back and on special teams.
- Returned a kickoff for 19 yards during the victory over Fordham.
- Had a nine-yard kickoff return in the win over Dartmouth.

HIGH SCHOOL:

- Played for head coach Frank Geske at Marist Catholic High School.
- Served as team captain during his senior season.
- Named the Offensive Player of the Year in the state of Oregon in 2010.
- A two-time first team All-State and first team All-Conference selection.
- As a quarterback, totaled 2,876 passing yards, 1,911 rushing yards and 66 touchdowns as a senior.
- Helped lead team to state championships in 2007 and 2009, and a state runner-up finish in 2010.
- Also lettered in baseball and track, earning first team All-Conference honors in both sports.
- Member of National Honor Society.

PERSONAL:

- Son of Shelly Silver.
- Has three sisters (Morgan, Karson and Brittan).
- Majoring in Spanish.



JON SMITH
JUNIOR • 6-3 • 187
WIDE RECEIVER
MATAWAN, N.J.
MATAWAN REGIONAL H.S.

AS A SOPHOMORE IN 2011:

- Saw action in all 11 games at wide receiver, starting twice.
- Caught 23 passes for 274 yards and a touchdown on the season.
- Made four receptions for 43 yards in the season-opener against Massachusetts.

- Had four catches for 37 yards in the victory over Lafayette.
- Caught three passes for 51 yards during the win at Bucknell.
- Posted three catches for 40 yards in the victory over Colgate.
- Had three receptions for 22 yards during the win over Dartmouth.
- Made a 25-yard touchdown reception in the victory at Fordham.

AS A FRESHMAN IN 2010:

- Did not see any varsity action.
- Selected to the Patriot League Academic Honor Roll.

HIGH SCHOOL:

- Played for head coach Joe Martucci at Matawan Regional High School.
- Named first team All-Region and first team All-Division as a senior.
- Led his team in receiving with 27 catches for 600 yards and nine touchdowns during his senior year.
- Helped lead his team to the Central Jersey Group II state championship.
- Also lettered in track, serving as team captain during his senior year.
- Earned All-Region and All-County honors in track, while leading his team to a pair of state championships.
- Member of National Honor Society.

PERSONAL:

- Son of John and Pauline Smith.
- Has one brother (Robert) and two sisters (Veronica and Stephanie).
- Sister, Veronica, ran track at the Stevens Institute of Technology.
- Majoring in Sociology.

SMITH'S RECEIVING STATISTICS

YEAR	GP-GS	REC	YARDS	AVG	TD	LONG
2011	11-2	23	274	11.9	1	39



RYAN SMITH
FRESHMAN • 6-4 • 205
LINEBACKER
UNION, KY.
RYLE H.S.

HIGH SCHOOL:

- Played for head coach Bryson Warner at Ryle High School.
- Named the Northern Kentucky Athletic Conference Player of the Year as a senior.
- Earned first team All-Star honors from the Northern Kentucky Coaches Association.

- Totaled 74 tackles, three forced fumbles and three interceptions during his senior year, while catching 25 passes for 563 yards and four touchdowns on offense.

PLAYER PROFILES

- Also lettered in basketball.
- Served as captain of the football and basketball teams in senior year.

PERSONAL:

- Son of Michael and Donnalyn Smith.
- Has one brother (Grant) and one sister (Carly).
- Father played both baseball and basketball at Siena Heights University, and was inducted into the school's Athletic Hall of Fame in 2004.
- Has not yet declared a major.



NATE STANLEY
JUNIOR • 6-2 • 222
WIDE RECEIVER
EUCLID, OHIO

St. Edward H.S.
AS A SOPHOMORE IN 2011:

- Saw action in eight games at wide receiver, starting three times.
- Caught 18 passes for 240 yards on the year.
- Led the team with a season-best nine receptions for a season-high 109 yards during the victory at Bucknell.

- Had three catches for 14 yards at New Hampshire.
- Made two receptions for 45 yards during the victory over Colgate.
- Caught two passes for 12 yards at Brown.
- Also had a receptions against both Dartmouth and Georgetown.

AS A FRESHMAN IN 2010:

- Did not see any varsity action.

HIGH SCHOOL:

- Played for head coach Richard Finotti at St. Edward High School.
- Caught 21 passes for 300 yards and two touchdowns during senior year.
- Totaled 36 receptions for 450 yards and three touchdowns over the course of his high school career.

PERSONAL:

- Son of Nathaniel Stanley and Felicia Dunlop-Stanley.
- Has two brothers (Devin and Donovan).
- Majoring in Political Science.

STANLEY'S RECEIVING STATISTICS

YEAR	GP-GS	REC	YARDS	AVG	TD	LONG
2011	8-3	18	216	12.0	0	40



SHANE TAYLOR
SOPHOMORE • 5-11 • 176
WIDE RECEIVER
St. Paul, Minn.

CONCORDIA ACADEMY
AS A FRESHMAN IN 2011:

- Did not see any varsity action.

HIGH SCHOOL:

- Played for head coach Brian Brown at Concordia Academy.
- Earned first team All-State honors as a senior, after being an honorable mention All-

State selection as a junior.

- A two-time first team All-Conference selection.

- Led the state of Minnesota with 1,160 receiving yards as a senior, in addition to totaling 59 catches and 13 touchdowns.
- Finished his high school career with 114 receptions for 1,916 yards and 21 touchdowns.

- Also lettered in basketball, twice earning first team All-Conference honors.

- Served as team captain during his senior season.

PERSONAL:

- Son of Keith and Mary Taylor.
- Has three brothers (Andre, Julius and Aaron).
- Father ran track at Lawrence University.
- Brother, Aaron Stecker, played football at Western Illinois University and in the National Football League for 10 seasons.
- Brother, Andre Taylor, is a junior defensive end on the football team at the University of St. Thomas.
- Brother, Julius Stecker, played basketball at Wisconsin-Fox Valley.
- Has not yet declared a major.



SHANE THOMPSON
SOPHOMORE • 6-1 • 226
LINEBACKER
LONG VALLEY, N.J.
WEST MORRIS CENTRAL H.S.

AS A FRESHMAN IN 2011:

- Did not see any varsity action.

HIGH SCHOOL:

- Played for head coach Kevin Hennelly at West Morris Central High School.
- Served as team captain during senior year.
- Helped lead the team to the state champi-

onship in 2009, along with state semifinal appearances in 2008 and 2010.

- A two-time first team All-State Group III selection.
- Named first team All-County and first team All-Area in 2009 and 2010.
- Totaled 102 tackles, three forced fumbles and two pass breakups during his senior year.
- Set a school single-season record with 132 tackles as a junior.
- Finished his high school career with 243 tackles, in addition to rushing for 2,197 yards as a fullback.

- Also lettered in baseball, earning All-Conference honors.

PERSONAL:

- Son of Craig and Debbie Thompson.
- Has one brother (Connor) and two sisters (Amanda and Emily).
- Father played football at the College of New Jersey.
- Has not yet declared a major.



JUSTIN TODD
FRESHMAN • 6-0 • 215
LINEBACKER
CARMEL, IND.
CARMEL H.S.

HIGH SCHOOL:

- Played for head coach Kevin Wright at Carmel High School.
- Served as team captain during his junior and senior seasons.

PLAYER PROFILES

- A two-time All-County selection, in addition to earning All-Conference honors once.
- Named Academic All-State as a senior, when he led Carmel to the state championship.
- Ranks sixth all-time at Carmel with 431 career tackles.

PERSONAL:

- Son of Brad and Nicole Todd.
- Has one brother (Brandon) and one sister (Samantha).
- Father played football at Ball State University.
- Has not yet declared a major.



KYLE TOULOUSE

JUNIOR • 6-0 • 186

WIDE RECEIVER

ARLINGTON, VA.

YORKTOWN H.S.

AS A SOPHOMORE IN 2011:

- Saw action in nine games at wide receiver, starting seven times.
- Caught 40 passes for 472 yards and three touchdowns on the season.
- Ranked sixth in the Patriot League in both receptions and receiving yards.

- Placed 74th in the nation in receptions.
- Also returned four kickoffs for 86 yards.
- Posted a season-high 13 catches for a season-best 110 receiving yards during the game at New Hampshire, to place second on the school single-game list for the most receptions.
- Made four receptions for 105 yards and a touchdown during the victory at Fordham in the season finale.
- Totaled five receptions for 43 yards in the win over Harvard.
- Caught four passes for 44 yards and a touchdown at Lehigh.
- Had three catches for 74 yards and a score in the victory over Colgate.

AS A FRESHMAN IN 2009:

- Played in 10 games as a backup wide receiver and on special teams.
- Caught eight passes for 83 yards on the year, while rushing five times for three yards and returning six kickoffs for 137 yards.
- Recorded a season-best three receptions for 39 yards at Villanova in the NCAA playoffs.
- Had two catches for 13 yards and two kickoff returns for 45 yards at Bucknell.
- Returned three kickoffs for 75 yards during the victory over Lafayette.

HIGH SCHOOL:

- Played for head coach Bruce Hanson at Yorktown High School.
- Named the National District Offensive Player of the Year and the Arlington County Offensive Player of the Year as a senior.
- Twice selected first team All-National District.
- Earned first team All-Northern Virginia honors as a senior.
- Also lettered in both baseball and basketball at Yorktown.
- Selected the National District Pitcher of the Year in baseball.
- Twice named All-National District in both baseball and basketball.

PERSONAL:

- Son of Dalva and Paul Toulouse.
- Has not yet declared a major.

TOULOUSE'S RECEIVING STATISTICS

YEAR	GP-GS	REC	YARDS	AVG	TD	LONG
2009	10-0	8	83	10.4	0	19
2011	9-7	40	472	11.8	3	71
TOTAL	19-7	48	555	11.6	3	71

TOULOUSE'S RUSHING STATISTICS

YEAR	GP-GS	ATT	YARDS	AVG	TD	LONG
2009	10-0	5	3	0.6	0	3
2011	9-7	0	0	0.0	0	0
TOTAL	19-7	5	3	0.6	0	3



MIKE TUCKER

JUNIOR • 6-2 • 240

LINEBACKER

CHESTER SPRINGS, PA.

DOWNINGTOWN EAST H.S.

AS A SOPHOMORE IN 2011:

- Played in all 11 games at outside linebacker, starting nine times.
- Named second team All-Patriot League.
- Totaled 27 tackles and a pass breakup, while leading the team with nine sacks.
- Ranked second in the Patriot League and

28th in the nation with his nine quarterback sacks.

- Also placed eighth in the Patriot League in tackles for loss.
- Recorded a career-high three quarterback sacks among his four total tackles during the victory at Bucknell.
- Made a career-best seven total tackles in the win over Harvard, including two quarterback sacks.
- Registered four tackles and a sack during the victory at Fordham.
- Totaled three tackles and a sack in the win over Colgate.
- Had two tackles, a sack and a pass breakup at Brown.

AS A FRESHMAN IN 2010:

- Saw action in five games as a reserve at linebacker.
- Made four tackles on the season.
- Recorded tackles against Colgate, Lehigh, Lafayette and Bucknell.
- Also played against Dartmouth.

HIGH SCHOOL:

- Played for head coach Mike Matta at Downingtown East High School.
- Served as team captain during his senior season.
- Twice named to All-Ches-Mont Conference and All-Area first teams.
- Earned third team All-Southeastern Pennsylvania honors in 2009.
- Helped lead team to Ches-Mont Conference titles in 2008 and 2009.
- Selected to play in the Valor Bowl and the Pennsylvania East-West All-Star Game.
- Also played both lacrosse and basketball.
- Member of National Honor Society.

PERSONAL:

- Son of Tom and Maggie Tucker.
- Has one brother (Kyle).
- Father was a member of the golf team at Penn State.
- Majoring in History.

PLAYER PROFILES

TUCKER'S DEFENSIVE STATISTICS

YEAR	GP-GS	UT	AT	TT	SACK	TFL	INT	PBU
2010	5-0	3	1	4	0-0	0-0	0-0	0
2011	11-9	19	8	27	9-57	9-57	0-0	1
TOTAL	16-9	22	9	31	9-57	9-57	0-0	1



JOHN TURNER FRESHMAN • 5-11 • 210

LINEBACKER
RIDGEFIELD, CONN.
RIDGEFIELD H.S.

HIGH SCHOOL:

- Played for head coach Kevin Callahan at Ridgefield High School.
- Served as team captain during senior year.
- Named first team All-Fairfield County Interscholastic Athletic Conference in both 2010 and 2011.

• Totaled 142 tackles, five quarterback sacks and four interceptions during his high school career.

• Also rushed for 1,126 career yards and 15 touchdowns on offense.

PERSONAL:

- Son of John and Kate Turner.
- Has two brothers (James and Michael) and one sister (Anna).
- Father was a member of the swimming team at both the University of Massachusetts and the University of Kentucky.
- Mother was a member of the swimming team at UMass.
- Has not yet declared a major.



CHASE ULLMAN SOPHOMORE • 6-2 • 223

LINEBACKER
FORT LAUDERDALE, FLA.
PINE CREST SCHOOL

AS A FRESHMAN IN 2011:

- Did not see any varsity action.

HIGH SCHOOL:

- Played for head coach Jim Pletcher at Pine Crest School.
- Served as team captain during senior year.
- Earned second team All-County honors.

• Totaled 150 tackles and eight quarterback sacks over the course of his high school career.

• Also lettered in lacrosse, earning second team All-County and second team All-League honors.

• Helped lead lacrosse team to three district runner-up finishes.

PERSONAL:

- Has not yet declared a major.



ERIK WACHTER SENIOR • 6-2 • 218

LINEBACKER
WHITEHOUSE STATION, N.J.
HUNTERDON CENTRAL H.S.

AS A JUNIOR IN 2011:

- Played in all 11 games at outside linebacker, earning one start.
- Totaled 16 tackles and two pass breakups on the season.
- Recorded a season-high seven tackles and two pass breakups at New Hampshire in his

first career start.

• Posted three solo tackles during the victory over Colgate.

• Made a pair of tackles against both Fordham and Lafayette.

AS A SOPHOMORE IN 2010:

- Saw action in six games as a backup linebacker and on special teams.
- Played vs. Howard, UMass, Harvard, Georgetown, Fordham and Brown.

AS A FRESHMAN IN 2009:

- Did not see any varsity action.

HIGH SCHOOL:

- Played for head coach Matt Perotti at Hunterdon Central High School.
- Totaled 176 tackles as a senior, with 11 tackles for loss and three sacks.
- Finished his career with 266 tackles, 17 tackles for loss and 10 sacks.
- Two-time All-Skylands Conference and All-County selection.
- Earned All-State and West Jersey Player of the Year honors from the *Newark Star Ledger*.
- Led team to the North Jersey Group IV championship in 2007 and the Central Jersey Group IV championship in 2006.
- Also lettered in lacrosse at Hunterdon Central.
- Served as captain of both the football and lacrosse teams as a senior.

PERSONAL:

- Son of George and Lisa Wachter.
- Has two brothers (Kyle and Kevin).
- Majoring in Biology.

WACHTER'S DEFENSIVE STATISTICS

YEAR	GP-GS	UT	AT	TT	SACK	TFL	INT	PBU
2010	6-0	0	0	0	0-0	0-0	0-0	0
2011	11-1	11	5	16	0-0	0-0	0-0	2
TOTAL	17-1	11	5	16	0-0	0-0	0-0	2



ALEX WAKED FRESHMAN • 5-11 • 195

RUNNING BACK
HUNTINGTON BEACH, CALIF.
MARINA H.S.

HIGH SCHOOL:

- Played for head coach George Pascoe at Marina High School.
- Served as team captain during his senior season.
- A two-time All-Sunset League selection.
- Chosen as one of the Top 10 Running


Backs to Watch in Orange County in 2011.

PLAYER PROFILES

- Rushed for 2,083 yards on 418 carries during his high school career, while totaling 20 touchdowns.
- Also a member of the varsity basketball team.

PERSONAL:

- Son of Joseph and Diane Waked.
- Has one brother (Joseph) and two sisters (Christina and Courtney).
- Has not yet declared a major.



KEVIN WATSON
SENIOR • 6-4 • 230
QUARTERBACK

BELLE MEAD, N.J.
MONTGOMERY H.S.

AS A JUNIOR IN 2011:

- Did not appear in any games.

AS A REDSHIRT SOPHOMORE IN 2010:

- Saw action in the first seven games as a backup quarterback, before missing the remainder of the season due to injury.

- Completed 42 of 74 passes on the season for 375 yards and two touchdowns, while rushing 26 times for 70 yards.
- Hit on 12 of 18 attempts for a season-high 135 yards against Brown.
- Completed 13 of 25 passes for 116 yards and a touchdown at Harvard.
- Threw for 38 yards and a score in the victory over Fordham.

AS A SOPHOMORE IN 2009:

- Played in one game as a backup quarterback, before suffering a season-ending injury and receiving a medical redshirt.
- Had one rush for a seven-yard touchdown against Sacred Heart.

AS A FRESHMAN IN 2008:

- Did not see any varsity action.

HIGH SCHOOL:

- Played for coach Zoran Milich at Montgomery High School in Skillman, N.J.
- Served as team captain as a senior.
- Named the Somerset County Player of the Year.
- Earned Group IV first team All-State honors.
- Selected first team All-Area by the *Camden Courier Post*.
- Threw for 2,039 yards and 21 touchdowns as a senior, while rushing for 223 yards and seven scores.
- Passed for 5,182 yards and 42 touchdowns in his high school career.
- Holds school single-season and career records for both passing yards and touchdown passes.
- Selected to play in the New York-New Jersey All-Star Classic.
- Also played lacrosse at Montgomery, helping the team to the 2007 state championship.

PERSONAL:

- Son of Dave and Lynn Watson.
- Father played basketball at Grove City College.
- Brother, Steven, played lacrosse at Rutgers from 2008-2011.
- Pursuing a degree through the Center for Interdisciplinary and Special Studies.

WATSON'S PASSING STATISTICS

YEAR	GP-GS	COMP-ATT	INT	PCT	YARDS	TD	LONG
2009	1-0	0-0	0	0.0	0	0	0
2010	7-0	42-74	1	56.8	375	2	32
TOTAL	8-0	42-74	1	56.8	375	2	32

WATSON'S RUSHING STATISTICS

YEAR	GP-GS	ATT	YARDS	AVG	TD	LONG
2009	1-0	1	7	7.0	1	7
2010	7-0	26	70	2.7	0	13
TOTAL	8-0	27	77	2.9	1	13



DON WEBBER
FRESHMAN • 5-11 • 195

WIDE RECEIVER
DUXBURY, MASS.
DUXBURY H.S.

HIGH SCHOOL:

- Played for head coach Dave Maimaron at Duxbury High School.
- Served as team captain during senior year.
- A two-time All-Scholastic selection by the *Boston Globe*, *Boston Herald* and *Quincy Patriot-Ledger*.

- Earned All-Patriot League honors in both 2010 and 2011.
- Helped lead team to three state championships in his four years on the varsity, with a 26-game winning streak and an overall record of 48-3.
- Set Duxbury career records with 106 receptions for 1754 yards and 21 touchdowns.
- Broke the school single-season records with 52 catches (2010), 921 receiving yards (2010) and 11 touchdown receptions (2011).
- Also a sprinter on the track team, earning All-Patriot League honors.
- Member of National Honor Society.

PERSONAL:

- Son of Don and Lisa Webber.
- Has one brother (Max).
- Father played basketball at the United States Military Academy, and was a member of the U.S. national handball team.
- Has not yet declared a major.



SEAN WHITED
SENIOR • CAPTAIN • 6-3 • 273
OFFENSIVE LINEMAN

CANTON, OHIO
McKINLEY H.S.

AS A JUNIOR IN 2011:

- Started all 11 games at center.
- Named second team All-Patriot League.
- Key part of an offensive line which allowed Holy Cross to average 22.9 points and 400.9 total yards per game.
- Helped Holy Cross to allow only 21 sacks

all season, while the team attempted 431 passes (just one sack for every 21.5 times the team dropped back to pass).

- Chosen to the Patriot League Academic Honor Roll.

PLAYER PROFILES

AS A SOPHOMORE IN 2010:

- Started eight contests at center.
- Missed the Brown, Dartmouth and Colgate games due to injury.
- Part of an offensive line which allowed just 17 sacks all season, while the team attempted 418 passes (just one sack for every 25.6 times the team dropped back to pass).
- Helped pave the way for the Crusaders to average 22.6 points, 224.0 passing yards, 99.1 rushing yards and 323.1 total yards per game.
- Selected to the Patriot League Academic Honor Roll.

AS A REDSHIRT FRESHMAN IN 2009:

- Saw action in four games as a backup offensive lineman.
- Played against Northeastern, Dartmouth, Fordham and Bucknell.

AS A FRESHMAN IN 2008:

- Missed the entire season due to injury, and received a medical redshirt.

HIGH SCHOOL:

- Played for coach Brian Cross at McKinley High School.
- Earned Division I first team All-Ohio honors as a senior.
- A two-time first team All-Federal League selection.
- Named first team All-Stark County and first team All-Northeast Ohio Inland District in 2007.
- Selected second team All-Stark County and second team All-Northeast Ohio Inland District in 2006.
- Led team to Federal League titles in 2005 and 2006, with the 2005 team posting a perfect 10-0 record.
- Team won the regional championship in 2006 and advanced to the state semifinals.
- Received the Jim Muzzy Scholar-Athlete Award.
- Selected as a National Football Foundation scholar athlete.
- Member of National Honor Society.

PERSONAL:

- Son of Michael and Kami Whited.
- Majoring in Sociology.



REGGIE WOODS
JUNIOR • 5-10 • 203
RUNNING BACK
BOWIE, Md.
C.H. FLOWERS H.S.

AS A SOPHOMORE IN 2011:

- Saw action in nine games at tailback, starting seven times.
- Carried the ball 87 times for 328 yards, while catching nine passes for 55 yards.
- Ranked ninth in the Patriot League in rushing yards.

- Rushed 11 times for a season-high 75 yards at Brown.
- Ran 15 times for 60 yards during the victory over Colgate.
- Carried the ball 19 times for 57 yards in the win over Dartmouth.
- Rushed 14 times for 49 yards at New Hampshire.

AS A FRESHMAN IN 2010:

- Played in two games as a backup tailback.
- Rushed 10 times for 17 yards on the year.
- Carried three times for 10 yards during the victory at Lafayette.
- Had seven carries for seven yards in the win over Bucknell.

HIGH SCHOOL:

- Played for head coach Mike Mayo at C.H. Flowers High School.
- Served as team captain during his senior season.

- Ran for 1,003 yards and 16 touchdowns on 89 carries during his senior year, to lead the 4A South Region in rushing.
- Had 658 rushing yards and 11 scores on 49 carries as a junior.
- Over the course of his high school career, ran for 2,007 yards and 32 touchdowns on 167 carries.
- Led team to the 2009 county title and two regional runner-up finishes.
- Also lettered in track, and was a member of the 2009 Maryland state runners-up in the 4x200-meter and 4x800-meter relays.

PERSONAL:

- Son of Reginald and Del Woods.
- Majoring in Computer Science.

WOODS' RUSHING STATISTICS

YEAR	GP-GS	ATT	YARDS	AVG	TD	LONG
2010	2-0	10	17	1.7	0	6
2011	9-7	87	328	3.8	0	26
TOTAL	11-7	97	345	3.6	0	26

WOODS' RECEIVING STATISTICS

YEAR	GP-GS	REC	YARDS	AVG	TD	LONG
2010	2-0	0	0	0.0	0	0
2011	9-7	9	55	6.1	0	11
TOTAL	11-7	9	55	6.1	0	11



JOHN ZAKRZEWSKI
FRESHMAN • 6-1 • 212
DEFENSIVE BACK
TRAVERSE CITY, MICH.
St. FRANCIS H.S.
HIGH SCHOOL:

- Spent one postgraduate year at the Taft School in Watertown, Conn., playing for head coach Panos Voulgaris.
- Helped lead Taft to an undefeated season and the Class A New England Prep School championship in 2011.

- Previously played for head coach Greg Vaughan at St. Francis High School.
- Served as team captain during his senior season.
- Named All-State by the *Detroit Free Press* and *Detroit News* in 2010.
- Earned All-Lake Michigan Conference honors as a senior.
- Helped lead St. Francis to state championships in 2008 and 2009.
- Totaled 125 tackles during his high school career.
- Had 1,344 career rushing yards and 352 career receiving yards on offense, while scoring 25 touchdowns.
- Also a member of the varsity track and basketball teams.
- Member of National Honor Society.

PERSONAL:

- Son of Tim and Helen Zakrzewski.
- Has one brother (Matthew) and one sister (Krysta).
- Brother, Matt, is a sophomore fullback on the football team at Indiana.
- Has not yet declared a major.

PLAYER PROFILES



TYLER ZEOLI
JUNIOR • 6-1 • 226
LINEBACKER
KING OF PRUSSIA, PA.
UPPER MERION AREA H.S.

AS A SOPHOMORE IN 2011:

- Started the season-opener against UMass at outside linebacker, before missing the remainder of the season due to injury.
- Named to the Patriot League Academic Honor Roll.

AS A FRESHMAN IN 2010:

- Played in seven games as a backup linebacker and on special teams.
- Selected to the Patriot League Academic Honor Roll.

HIGH SCHOOL:

- Played for head coach Joe Powell at Upper Merion Area High School.
- Served as team captain during his senior season.
- Earned first team All-Suburban One League honors as a senior, after being a second team selection as a junior.
- Totaled 94 tackles, three tackles for loss, two forced fumbles and two fumble recoveries during his senior season.
- Also lettered in lacrosse, serving as team captain for two years.
- A two-time All-Suburban One League selection in lacrosse.
- Member of National Honor Society.

PERSONAL:

- Son of Charles and Joanne Zeoli.
- Has two brothers (Zachary and Jeff) and one sister (Vanessa).
- Sister, Vanessa, played softball at Millersville University.
- Majoring in Psychology.



ANDREW ZITNIK
JUNIOR • 5-11 • 170
DEFENSIVE BACK
WARREN, OHIO
WARREN G. HARDING H.S.

- Ranks third all-time at Holy Cross with a career average of 25.0 yards per kickoff return.

AS A SOPHOMORE IN 2011:

- Played in all 11 games at cornerback and on special teams, while starting four times.
- Totaled 34 tackles, an interception and two

pass breakups on the season.

- Averaged 22.5 yards on 19 kickoff returns.
- Ranked third in the Patriot League and 60th in the nation in kickoff returns.
- Had a team-high nine tackles and a 97-yard interception return for a score in the win over Harvard, to be named AT&T Crusader of the Week.
- Led the team with 11 tackles and a pass breakup against Massachusetts.
- Totaled six tackles and pass breakup in the victory over Colgate.
- Recorded four tackles and a quarterback sack at New Hampshire.
- Returned four kickoffs for 105 yards against Georgetown.
- Selected to the Patriot League Academic Honor Roll.

AS A FRESHMAN IN 2010:

- Played in all 11 games as a backup defensive back, running back and on special teams.
- Made three solo tackles on the year.
- Returned 12 kickoffs for 349 yards and a touchdown, averaging 29.1 yards per return.
- Placed second on the Holy Cross single-season record list with his average of 29.1 yards per kickoff return.
- Had a 93-yard kickoff return for a score in the win at Colgate, while totaling 140 yards on four kickoff returns and rushing twice for 10 yards.
- His 93-yard return at Colgate was the fifth-longest in school history.
- Named the Patriot League Special Teams Player of the Week and Patriot League Rookie of the Week following his performance at Colgate.
- Brought back five kickoffs for 132 yards against Lehigh.
- Placed eighth and 10th on the Holy Cross single-game list for kickoff return yards, with his games against Colgate (140) and Lehigh (132).

HOLY CROSS TRACK & FIELD:

- Competed in sprints during the 2010-2011 season.
- Placed 10th in the 60-meter dash and 15th in the 200-meter dash at the 2011 Patriot League indoor championship, and ninth in the 200-meter dash at the 2011 New England indoor championship.
- Came in ninth in the 100-meter dash and was on the sixth-place 4x100-meter relay team at the 2011 Patriot League outdoor championship.

HIGH SCHOOL:

- Played for head coach D.J. Dota at Warren G. Harding High School.
- Named All-Trumbull County as a senior.
- Selected honorable mention All-Northeast Ohio in 2009.
- Also lettered in track, twice earning All-State honors.
- During his junior year, placed fourth in the state in the 200-meter dash, and fifth in the 100-meter dash.
- Member of National Honor Society.

PERSONAL:

- Son of Edward and Ruth Zitnik.
- Has one brother (Eddie) and three sisters (Mary, Anna and Katie).
- Majoring in Russian.

ZITNIK'S DEFENSIVE STATISTICS

YEAR	GP-GS	UT	AT	TT	SACK	TFL	INT	PBU
2010	11-0	3	0	3	0-0	0-0	0-0	0
2011	11-4	24	10	34	1-5	1-5	1-97	2
TOTAL	22-4	27	10	37	1-5	1-5	1-97	2

2011 FINAL STATISTICS

GAME-BY-GAME RESULTS (6-5 OVERALL, 4-2 PATRIOT LEAGUE)

Date	Opponent	W/L	Score	Overall	
				Record	Attend
Sept. 1	#25 MASSACHUSETTS	L	16-24	0-1	15,942
Sept. 10	COLGATE *	W	37-7	1-1	5,092
Sept. 17	HARVARD	W	30-22	2-1	8,649
Oct. 1	at #7 New Hampshire	L	32-39	2-2	8,307
Oct. 8	at Brown	L	13-20	2-3	4,009
Oct. 15	DARTMOUTH	W	25-17	3-3	4,392
Oct. 22	at Bucknell *	W	16-13	4-3	6,734
Oct. 29	GEORGETOWN *	L	6-19	4-4	3,873
Nov. 5	at #8 Lehigh *	L	7-14	4-5	9,217
Nov. 12	LAFAYETTE *	W	29-24	5-5	4,281
Nov. 19	at Fordham *	W	41-21	6-5	3,605

Home games listed in ALL CAPS

* Patriot League games

SCORING BY QUARTERS

Team	1st	2nd	3rd	4th	—	Total
Holy Cross	49	82	55	66	—	252
Opponents	48	65	40	67	—	220

ATTENDANCE FIGURES

Overall Totals	74,101	Overall Average	6,737
Patriot League Totals . . .	32,802	Patriot League Average . .	5,467
Home Totals	42,229	Home Average	7,039
Away Totals	31,872	Away Average	6,375

FINAL PATRIOT LEAGUE STANDINGS

School	Patriot League			Overall		
	W	L	Pct.	W	L	Pct.
1. Lehigh (NCAA)	6	0	1.000	11	2	.846
2. Georgetown	4	2	.667	8	3	.727
Holy Cross	4	2	.667	6	5	.545
4. Bucknell	3	3	.500	6	5	.545
5. Colgate	2	4	.333	5	6	.455
Lafayette	2	4	.333	4	7	.364
7. Fordham	0	6	.000	1	10	.091

TEAM STATISTICS

	HOLY CROSS	OPPONENTS
SCORING	252	220
Points Per Game	22.9	20.0
FIRST DOWNS	244	200
Rushing	88	90
Passing	140	100
Penalty	16	10
RUSHING YARDAGE	1462	1619
Yards Gained Rushing	1708	1834
Yards Lost Rushing	246	215
Rushing Attempts	353	419
Average Per Rush	4.1	3.9
Average Per Game	132.9	147.2
Touchdowns Rushing	13	12
PASSING YARDAGE	2948	2147
Comp.-Att.-Int.	268-431-7	193-350-9
Average Per Pass	6.8	6.1
Average Per Catch	11.0	11.1
Average Per Game	268.0	195.2
Touchdowns Passing	17	15
TOTAL OFFENSE	4410	3766
Total Plays	784	769
Average Per Play	5.6	4.9
Average Per Game	400.9	342.4
KICK RETURNS: NO.-YARDS	44-931	50-1061
PUNT RETURNS: NO.-YARDS	11-45	12-34
INT. RETURNS: NO.-YARDS	9-250	7-105
KICK RETURN AVERAGE	21.2	21.2
PUNT RETURN AVERAGE	4.1	2.8
INTERCEPTION RETURN AVERAGE	27.8	15.0
FUMBLES-LOST	14-13	16-5
PENALTIES-YARDS	53-444	57-452
Average Per Game	40.4	41.1
PUNTS-YARDS	41-1538	57-2049
Average Per Punt	37.5	35.9
Net Punt Average	35.7	33.1
TIME OF POSSESSION/GAME	30:00	30:00
3RD-DOWN CONVERSIONS	56/151	72/175
3rd-Down Percentage	37%	41%
4TH-DOWN CONVERSIONS	13/27	10/22
4th-Down Percentage	48%	45%
SACKS BY-YARDS	26-158	21-153
MISCELLANEOUS YARDS	0	0
TOUCHDOWNS SCORED	32	27
FIELD GOALS-ATTEMPTS	13-17	10-18
ON-SIDE KICKS	1-3	0-1
RED-ZONE SCORES	36-45	29-42
Red Zone Percentage	80%	69%
RED-ZONE TOUCHDOWNS	24-45	19-42
Red Zone Touchdown Percentage	53%	45%
PAT-ATTEMPTS	21-29	24-24
PAT Kick Percentage	72%	100%

2011 FINAL STATISTICS

INDIVIDUAL STATISTICS

Rushing											Punt Returns				
<i>GP-GS</i>	<i>Att</i>	<i>Gain</i>	<i>Loss</i>	<i>Net</i>	<i>Avg</i>	<i>TD</i>	<i>Long</i>	<i>Avg/G</i>	<i>No.</i>	<i>Yds</i>	<i>Avg</i>	<i>TD</i>	<i>Long</i>		
Eddie Houghton	10-4	86	521	15	506	5.9	4	38	50.6	Josh Jenkins	11	45	4.1	0	23
Ryan Taggart	11-11	132	673	177	496	3.8	7	45	45.1	Holy Cross	11	45	4.1	0	23
Reggie Woods	9-7	87	346	18	328	3.8	0	26	36.4	Opponents	12	34	2.8	0	32
Sam Auffant	11-1	18	72	0	72	4.0	1	13	6.5	Interceptions					
Matt Bellomo	6-0	8	47	0	47	5.9	0	17	7.8	<i>No.</i>	<i>Yds</i>	<i>Avg</i>	<i>TD</i>	<i>Long</i>	
Francis Camara	11-0	5	22	0	22	4.4	0	16	2.0	Chandler Fenner	2	49	24.5	0	49
Gerald Mistretta	11-5	4	19	3	16	4.0	0	12	1.5	Andrew Zitnik	1	97	97.0	1	97
Nick Mercurio	11-3	3	8	6	2	0.7	1	8	0.2	Jimmy Thomas	1	60	60.0	1	60
Chandler Fenner	11-11	1	0	0	0	0.0	0	0	0.0	Cav Koch	1	30	30.0	0	30
Mike Fess	10-3	1	0	0	0	0.0	0	0	0.0	Ricky Otis	1	9	9.0	0	9
Corey Page	10-0	1	0	13	-13	-13.0	0	0	-1.3	C.J. Martin	1	3	3.0	0	3
Team	11-0	7	0	14	-14	-2.0	0	0	-1.3	Tom Mannix	1	2	2.0	0	2
Holy Cross	11-11	353	1708	246	1462	4.1	13	45	132.9	Ben Coffaro	1	0	0.0	0	0
Opponents	11-11	419	1834	215	1619	3.9	12	48	147.2	Holy Cross	9	250	27.8	2	97
Passing											Kickoff Returns				
<i>GP-GS</i>	<i>Effic</i>	<i>Att-Cmp-Int</i>	<i>Pct</i>	<i>Yds</i>	<i>TD</i>	<i>Long</i>	<i>Avg/G</i>	<i>No.</i>	<i>Yds</i>	<i>Avg</i>	<i>TD</i>	<i>Long</i>			
Ryan Taggart	11-11	129.71	268-430-7	62.3	2948	17	71	268.0	Andrew Zitnik	19	427	22.5	0	50	
Team	11-0	0.00	0-1-0	0.0	0	0	0	0.0	Ben Coffaro	9	225	25.0	0	40	
Holy Cross	11-11	129.40	268-431-7	62.2	2948	17	71	268.0	Mike Fess	6	110	18.3	0	25	
Opponents	11-11	115.67	193-350-9	55.1	2147	15	60	195.2	Kyle Toulouse	4	86	21.5	0	24	
Receiving											Fumble Returns				
<i>GP-GS</i>	<i>No.</i>	<i>Yds</i>	<i>Avg</i>	<i>TD</i>	<i>Long</i>	<i>Avg/G</i>	<i>No.</i>	<i>Yds</i>	<i>Avg</i>	<i>TD</i>	<i>Long</i>				
Gerald Mistretta	11-5	60	723	12.1	6	55	65.7	0	0	0	0				
Mike Fess	10-3	45	417	9.3	2	54	41.7	0	0	0	0				
Kyle Toulouse	9-7	40	472	11.8	3	71	52.4	0	0	0	0				
Jon Smith	11-2	23	274	11.9	1	39	24.9	0	0	0	0				
Nate Stanley	8-3	18	216	12.0	0	40	27.0	0	0	0	0				
Alex Schneider	11-8	15	162	10.8	2	25	14.7	0	0	0	0				
Josh Hauser	9-5	14	213	15.2	1	68	23.7	0	0	0	0				
Sam Auffant	11-1	13	153	11.8	0	35	13.9	0	0	0	0				
Charles McCall	10-4	9	106	11.8	2	22	10.6	0	0	0	0				
Reggie Woods	9-7	9	55	6.1	0	11	6.1	0	0	0	0				
Josh Jenkins	10-1	6	70	11.7	0	25	7.0	0	0	0	0				
Nick Mercurio	11-3	6	41	6.8	0	13	3.7	0	0	0	0				
Eddie Houghton	10-4	4	13	3.2	0	7	1.3	0	0	0	0				
Reed Apfelbaum	11-2	3	12	4.0	0	7	1.1	0	0	0	0				
Matt Bellomo	6-0	2	12	6.0	0	8	2.0	0	0	0	0				
Clinton McCabe	2-0	1	9	9.0	0	9	4.5	0	0	0	0				
Holy Cross	11-11	268	2948	11.0	17	71	268.0	Opponents	1	14	14.0	0	14		
Opponents	11-11	193	2147	11.1	15	60	195.2								

2011 FINAL STATISTICS

INDIVIDUAL STATISTICS

Scoring	TD	FGs	PAT				DXP	Saf	Pts
			Kick	Rush	Rcv	Pass			
John Macomber	0	12-15	20-26	0-0	0	0-0	0	0	56
Ryan Taggart	7	0-0	0-0	0-0	0	0-3	0	0	42
Gerald Mistretta	6	0-0	0-0	0-0	0	0-0	0	0	36
Eddie Houghton	4	0-0	0-0	0-0	0	0-0	0	0	24
Kyle Toulouse	3	0-0	0-0	0-0	0	0-0	0	0	18
Mike Fess	2	0-0	0-0	0-0	0	0-0	0	0	12
Charles McCall	2	0-0	0-0	0-0	0	0-0	0	0	12
Alex Schneider	2	0-0	0-0	0-0	0	0-0	0	0	12
Sam Auffant	1	0-0	0-0	0-0	0	0-0	0	0	6
Josh Hauser	1	0-0	0-0	0-0	0	0-0	0	0	6
Nick Mercurio	1	0-0	0-0	0-0	0	0-0	0	0	6
Jon Smith	1	0-0	0-0	0-0	0	0-0	0	0	6
Jimmy Thomas	1	0-0	0-0	0-0	0	0-0	0	0	6
Andrew Zitnik	1	0-0	0-0	0-0	0	0-0	0	0	6
Paul Tearson	0	1-2	1-3	0-0	0	0-0	0	0	4
Holy Cross	32	13-17	21-29	0-0	0	0-3	0	0	252
Opponents	27	10-18	24-24	2-2	0	0-1	0	0	220

All-Purpose	G	Rush	Rec	PR	KR	IR	FR	Tot	Avg/G
Gerald Mistretta	11	16	723	0	35	0	0	774	70.4
Kyle Toulouse	9	0	472	0	86	0	0	558	62.0
Mike Fess	10	0	417	0	110	0	0	527	52.7
Andrew Zitnik	11	0	0	0	427	97	0	524	47.6
Eddie Houghton	10	506	13	0	0	0	0	519	51.9
Ryan Taggart	11	496	0	0	0	0	0	496	45.1
Reggie Woods	9	328	55	0	0	0	0	383	42.6
Jon Smith	11	0	274	0	0	0	0	274	24.9
Sam Auffant	11	72	153	0	0	0	0	225	20.5
Ben Coffaro	10	0	0	0	225	0	0	225	22.5
Nate Stanley	8	0	216	0	0	0	0	216	27.0
Josh Hauser	9	0	213	0	0	0	0	213	23.7
Alex Schneider	11	0	162	0	0	0	0	162	14.7
Josh Jenkins	10	0	70	45	0	0	0	115	11.5
Charles McCall	10	0	106	0	0	0	0	106	10.6
Jimmy Thomas	10	0	0	0	0	60	0	60	6.0
Matt Bellomo	6	47	12	0	0	0	0	59	9.8
Chandler Fenner	11	0	0	0	0	49	0	49	4.5
Nick Mercurio	11	2	41	0	0	0	0	43	3.9
Francis Camara	11	22	0	0	21	0	0	43	3.9
Cav Koch	11	0	0	0	0	30	0	30	2.7
Logan Silver	6	0	0	0	27	0	0	27	4.5
Reed Apfelbaum	11	0	12	0	0	0	0	12	1.1
Clinton McCabe	2	0	9	0	0	0	0	9	4.5
Ricky Otis	11	0	0	0	0	9	0	9	0.8
C.J. Martin	10	0	0	0	0	3	0	3	0.3
Tom Mannix	11	0	0	0	0	2	0	2	0.2
Corey Page	10	-13	0	0	0	0	0	-13	-1.3
Team	11	-14	0	0	0	0	0	-14	-1.3
Holy Cross	11	1462	2948	45	931	250	0	5636	512.4
Opponents	11	1619	2147	34	1061	105	14	4980	452.7

Total Offense	G	Plays	Rush	Pass	Total	Avg/G
Ryan Taggart	11	562	496	2948	3444	313.1
Eddie Houghton	10	86	506	0	506	50.6
Reggie Woods	9	87	328	0	328	36.4
Sam Auffant	11	18	72	0	72	6.5
Matt Bellomo	6	8	47	0	47	7.8
Francis Camara	11	5	22	0	22	2.0
Gerald Mistretta	11	4	16	0	16	1.5
Nick Mercurio	11	3	2	0	2	0.2
Corey Page	10	1	-13	0	-13	-1.3
Team	11	8	-14	0	-14	-1.3
Holy Cross	11	784	1462	2948	4410	400.9
Opponents	11	769	1619	2147	3766	342.4

Field Goals	FG-A	Pct	1-29	30-39	40-49	50+	Lg	Blk
Paul Tearson	1-2	50.0	0-0	0-0	1-2	0-0	44	0
John Macomber	12-15	80.0	7-9	5-5	0-1	0-0	37	0
Holy Cross	13-17	76.5	7-9	5-5	1-3	0-0	44	0
Opponents	10-18	55.6	5-9	5-7	0-2	0-0	37	0

Field Goal Sequence	Holy Cross	Opponents
Massachusetts	(44),47	(25),27
Colgate	(32)	30
Harvard	(22),(27),(37),28	—
New Hampshire	(33),(26)	(25)
Brown	(30),(25)	(35),26,(34)
Dartmouth	(23),(20)	(22)
Bucknell	(30)	(37),(25)
Georgetown	—	(18),(37)
Lehigh	41	37,23
Lafayette	(28)	(32),26
Fordham	29	43,40

Numbers in (parentheses) indicate field goal was made.

Punting	No.	Yds	Avg	Long	TB	FC	I20	Blkd
Corey Page	41	1538	37.5	56	2	14	12	0
Holy Cross	41	1538	37.5	56	2	14	12	0
Opponents	57	2049	35.9	57	6	17	18	2

Kickoffs	No.	Yds	Avg	TB	OB	Retn	Net	YdLn
Paul Tearson	32	1771	55.3	2	1	—	—	—
John Macomber	21	1223	58.2	0	1	—	—	—
Holy Cross	53	2994	56.5	2	2	1061	35.7	34
Opponents	46	2724	59.2	1	1	931	38.5	31

2011 FINAL STATISTICS

DEFENSIVE STATISTICS

Name	GP-GS	Tackles				ForLoss	No-Yds	Pass Def			Fumbles		Blkd Kick	Saf
		Solo	Assist	Total				Int-Yds	BrUp	QBH	Rcv-Yds	FF		
33 Ricky Otis	11-11	81	16	97	10-47	4-35	1-9	5	0	0-0	0	0	0	
16 Tom Mannix	11-11	71	16	87	1-2	1-2	1-2	10	0	1-0	3	0	0	
35 C.J. Martin	10-10	61	10	71	5-18	4-17	1-3	0	0	0-0	0	0	0	
6 Chandler Fenner	11-11	56	12	68	3-13	2-8	2-49	14	0	0-0	2	0	0	
58 Jimmy Thomas	10-9	50	9	59	5-10	0-0	1-60	2	0	0-0	0	0	0	
53 Gary Acquah	11-9	23	17	40	3-7	2-3	0-0	0	0	0-0	0	0	0	
15 Cav Koch	11-11	32	5	37	1-7	0-0	1-30	2	0	1-0	0	0	0	
56 Jack Maliska	11-11	27	8	35	4-7	2-5	0-0	0	0	0-0	0	0	0	
23 Andrew Zitnik	11-4	24	10	34	1-5	1-5	1-97	2	0	0-0	0	0	0	
43 Mike Tucker	11-9	19	8	27	9-57	9-57	0-0	1	0	0-0	0	0	0	
9 Irvin Scott	10-7	23	3	26	0-0	0-0	0-0	5	0	0-0	0	0	0	
94 Ryan McGinn	11-3	12	7	19	2-11	2-11	0-0	0	0	0-0	0	0	0	
44 Erik Wachter	11-1	11	5	16	0-0	0-0	0-0	2	0	0-0	0	0	0	
32 Roman SanDoval	3-1	11	4	15	2-2	1-1	0-0	0	0	0-0	0	0	0	
52 Eric Oldiges	11-3	11	4	15	0-0	0-0	0-0	1	0	0-0	0	0	0	
8 Gerald Mistretta	11-5	13	0	13	0-0	0-0	0-0	0	0	0-0	0	0	0	
57 Daryl Howell	11-1	10	3	13	1-4	1-4	0-0	0	0	0-0	1	0	0	
51 Matthew Boyd	11-7	8	2	10	0-0	0-0	0-0	1	1	0-0	0	0	0	
71 Schuyler Waterhouse	5-0	5	4	9	1-3	0-0	0-0	0	0	0-0	0	0	0	
80 Nick Mercurio	11-3	8	0	8	0-0	0-0	0-0	0	0	0-0	0	0	0	
36 Ben Coffaro	10-0	6	1	7	0-0	0-0	1-0	2	0	0-0	0	1	0	
31 Sam Auffant	11-1	6	1	7	0-0	0-0	0-0	0	0	0-0	0	0	0	
34 Scotty O'Donoghue	10-0	6	1	7	0-0	0-0	0-0	0	0	0-0	0	0	0	
30 Eddie Houghton	10-4	4	3	7	0-0	0-0	0-0	0	0	1-0	1	0	0	
49 Pat O'Connell	10-1	4	2	6	1-2	0-0	0-0	2	0	0-0	0	0	0	
24 Philip Gough	3-0	3	0	3	0-0	0-0	0-0	0	0	0-0	0	0	0	
98 Andrew Mizzoni	4-0	2	0	2	1-10	1-10	0-0	0	0	0-0	0	0	0	
7 Ryan Taggart	11-11	2	0	2	0-0	0-0	0-0	0	0	0-0	0	0	0	
40 Reed Apfelbaum	11-2	2	0	2	0-0	0-0	0-0	0	0	0-0	0	0	0	
11 Charles McCall	10-4	2	0	2	0-0	0-0	0-0	0	0	0-0	0	0	0	
3 Mike Fess	10-3	2	0	2	0-0	0-0	0-0	0	0	0-0	0	0	0	
47 Paul Tearson	9-0	2	0	2	0-0	0-0	0-0	0	0	0-0	0	0	0	
21 Sam Jones	4-0	2	0	2	0-0	0-0	0-0	0	0	0-0	0	0	0	
14 Cody Butler	9-0	1	1	2	0-0	0-0	0-0	0	0	0-0	0	0	0	
27 George Sessoms	7-0	1	1	2	0-0	0-0	0-0	0	0	0-0	0	0	0	
66 Casey Bessemer	11-11	1	0	1	0-0	0-0	0-0	0	0	0-0	0	0	0	
83 Jon Smith	11-2	1	0	1	0-0	0-0	0-0	0	0	0-0	0	0	0	
5 Francis Camara	11-0	1	0	1	0-0	0-0	0-0	0	0	0-0	0	0	0	
22 Matt Bellomo	6-0	1	0	1	0-0	0-0	0-0	0	0	0-0	0	0	0	
46 Parris Johnson	5-0	1	0	1	0-0	0-0	0-0	0	0	0-0	0	0	0	
45 Pete Anastasio	11-0	0	1	1	0-0	0-0	0-0	0	0	0-0	0	1	0	
60 Sean Whited	11-11	0	1	1	0-0	0-0	0-0	0	0	0-0	0	0	0	
2 Josh Jenkins	10-1	0	1	1	0-0	0-0	0-0	0	0	0-0	0	0	0	
10 Kyle Toulouse	9-7	0	1	1	0-0	0-0	0-0	0	0	0-0	0	0	0	
Team	11-0	0	0	0	0-0	0-0	0-0	0	0	1-0	0	0	0	
Holy Cross	11-11	606	157	763	48-205	26-158	9-250	49	1	4-0	7	2	0	
Opponents	11-11	597	168	765	45-207	21-153	7-105	49	2	13-14	10	1	0	

2011 FINAL STATISTICS

2011 GAME-BY-GAME STARTERS

<i>Offense</i>	<i>LT</i>	<i>LG</i>	<i>C</i>	<i>RG</i>	<i>RT</i>	<i>QB</i>	<i>TB</i>	<i>TE</i>	<i>WR</i>	<i>WR</i>	<i>WR</i>
Massachusetts	McCabe	Besemer	Whited	Jameson	Pedretty	Taggart	Woods	Schneider	Apfelbaum (te)	McCall	Mercurio
Colgate	McCabe	Besemer	Whited	Jameson	Pedretty	Taggart	Woods	Schneider	Hauser (te)	Fess	Toulouse
Harvard	McCabe	Besemer	Whited	Jameson	Pedretty	Taggart	Woods	Schneider	Apfelbaum (te)	McCall	Stanley
New Hampshire	McCabe	Besemer	Whited	Jameson	Pedretty	Taggart	Woods	Schneider	Hauser (te)	Jenkins	Toulouse
Brown	McCabe	Besemer	Whited	Jameson	Pedretty	Taggart	Woods	Hauser	Mistretta	Fess	Toulouse
Dartmouth	McCabe	Besemer	Whited	Jameson	Pedretty	Taggart	Woods	Schneider	Mistretta	McCall	Smith
Bucknell	McCabe	Besemer	Whited	Jameson	Berresford	Taggart	Woods	Hauser	Houghton (tb)	Stanley	Mercurio
Georgetown	McCabe	Besemer	Whited	Jameson	Berresford	Taggart	Auffant	Stanley (wr)	Mistretta	Fess	Toulouse
Lehigh	McCabe	Besemer	Whited	Jameson	Berresford	Taggart	Houghton	Schneider	Mistretta	Smith	Toulouse
Lafayette	McCabe	Knighton	Whited	Jameson	Besemer	Taggart	Houghton	Schneider	Mistretta	McCall	Toulouse
Fordham	McCabe	Cannon	Whited	Jameson	Besemer	Taggart	Houghton	Schneider	Hauser (te)	Mercurio	Toulouse

<i>Defense</i>	<i>DE</i>	<i>DT</i>	<i>DE</i>	<i>LB</i>	<i>LB</i>	<i>LB</i>	<i>LB</i>	<i>CB</i>	<i>SS</i>	<i>FS</i>	<i>CB</i>
Massachusetts	McGinn	Maliska	Boyd	Zeoli	Otis	Martin	Thomas	Zitnik	Mannix	Koch	Fenner
Colgate	McGinn	Maliska	Acquah	Tucker	Otis	Martin	Thomas	Zitnik	Mannix	Koch	Fenner
Harvard	McGinn	Maliska	Oldiges	Tucker	Otis	Martin	SanDoval	Zitnik	Mannix	Koch	Fenner
New Hampshire	Acquah	Maliska	Oldiges	Tucker	Otis	Martin	Wachter	Zitnik	Mannix	Koch	Fenner
Brown	Acquah	Maliska	Boyd	Tucker	Otis	Martin	Thomas	Scott	Mannix	Koch	Fenner
Dartmouth	Acquah	Maliska	Oldiges	Tucker	Otis	O'Connell	Thomas	Scott	Mannix	Koch	Fenner
Bucknell	Acquah	Maliska	Boyd	Tucker	Otis	Martin	Thomas	Scott	Mannix	Koch	Fenner
Georgetown	Acquah	Maliska	Boyd	Tucker	Otis	Martin	Thomas	Scott	Mannix	Koch	Fenner
Lehigh	Acquah	Maliska	Boyd	Howell	Otis	Martin	Thomas	Scott	Mannix	Koch	Fenner
Lafayette	Acquah	Maliska	Boyd	Tucker	Otis	Martin	Thomas	Scott	Mannix	Koch	Fenner
Fordham	Acquah	Maliska	Boyd	Tucker	Otis	Martin	Thomas	Scott	Mannix	Koch	Fenner

LONGEST HOLY CROSS PLAYS IN 2011

PASSING

71 yds	Ryan Taggart to Kyle Toulouse at Fordham, 11/19 (TD, 3rd qtr)
68 yds	Ryan Taggart to Josh Hauser vs. Harvard, 9/17 (TD, 2nd qtr)
55 yds	Ryan Taggart to Gerald Mistretta at New Hampshire, 10/1 (3rd qtr)
54 yds	Ryan Taggart to Mike Fess vs. Harvard, 9/17 (2nd qtr)
53 yds	Ryan Taggart to Kyle Toulouse vs. Colgate, 9/10 (1st qtr)
40 yds	Ryan Taggart to Nate Stanley at Bucknell, 10/22 (4th qtr)
39 yds	Ryan Taggart to Jon Smith at Bucknell, 10/22 (1st qtr)
35 yds	Ryan Taggart to Gerald Mistretta at New Hampshire, 10/1 (TD, 4th qtr)
35 yds	Ryan Taggart to Sam Auffant at Bucknell, 10/22 (2nd qtr)
34 yds	Ryan Taggart to Gerald Mistretta at Brown, 10/8 (2nd qtr)
32 yds	Ryan Taggart to Mike Fess vs. Harvard, 9/17 (2nd qtr)
31 yds	Ryan Taggart to Nate Stanley vs. Colgate, 9/10 (3rd qtr)
29 yds	Ryan Taggart to Gerald Mistretta at New Hampshire, 10/1 (2nd qtr)

RUSHING

45 yds	Ryan Taggart vs. Dartmouth, 10/15 (1st qtr)
38 yds	Eddie Houghton at Fordham, 11/19 (TD, 4th qtr)
33 yds	Eddie Houghton vs. Colgate, 9/10 (2nd qtr)
29 yds	Eddie Houghton at Fordham, 11/19 (4th qtr)
26 yds	Reggie Woods at Brown, 10/8 (1st qtr)
24 yds	Eddie Houghton vs. Dartmouth, 10/15 (3rd qtr)
21 yds	Reggie Woods vs. UMass, 9/1 (2nd qtr)
20 yds	Reggie Woods vs. UMass, 9/1 (4th qtr)
17 yds	Ryan Taggart vs. Dartmouth, 10/15 (3rd qtr)
16 yds	Francis Camara vs. Colgate, 9/10 (4th qtr)
16 yds	Ryan Taggart vs. Dartmouth, 10/15 (3rd qtr)
16 yds	Eddie Houghton at Fordham, 11/19 (4th qtr)

KICKOFF RETURNS

50 yds	Andrew Zitnik vs. Dartmouth, 10/15 (3rd qtr)
40 yds	Andrew Zitnik at Brown, 10/8 (4th qtr)
40 yds	Ben Coffaro vs. Georgetown, 10/29 (4th qtr)
38 yds	Ben Coffaro vs. Lafayette, 11/12 (1st qtr)
33 yds	Ben Coffaro at Lehigh, 11/5 (4th qtr)

INTERCEPTION RETURNS

97 yds	Andrew Zitnik vs. Harvard, 9/17 (TD, 4th qtr)
60 yds	Jimmy Thomas vs. Colgate, 9/10 (TD, 4th qtr)
49 yds	Chandler Fenner vs. Harvard, 9/17 (4th qtr)
30 yds	Cav Koch at Lehigh, 11/5 (3rd qtr)

FIELD GOALS

44 yds	Paul Tearson vs. UMass, 9/1 (2nd qtr)
37 yds	John Macomber vs. Harvard, 9/17 (3rd qtr)
33 yds	John Macomber at New Hampshire, 10/1 (1st qtr)
32 yds	John Macomber vs. Colgate, 9/10 (1st qtr)

PUNT RETURNS

23 yds	Josh Jenkins at Fordham, 11/19 (3rd qtr)
9 yds	Josh Jenkins at Fordham, 11/19 (2nd qtr)
4 yds	Josh Jenkins vs. Dartmouth, 10/15 (4th qtr)
4 yds	Josh Jenkins at Bucknell, 10/22 (4th qtr)

PUNTS

56 yds	Corey Page at Brown, 10/8 (4th qtr)
56 yds	Corey Page vs. Lafayette, 11/12 (3rd qtr)
53 yds	Corey Page at Bucknell, 10/22 (3rd qtr)
51 yds	Corey Page at Bucknell, 10/22 (3rd qtr)

2011 GAME-BY-GAME RECAPS

Game #1 • #25 Massachusetts 24, Holy Cross 16 September 1, 2011 • Worcester, Mass.

Ryan Taggart completed 23 of 44 passes for 246 yards and a touchdown, but Holy Cross was defeated by 25th-ranked Massachusetts 24-16 at Fitton Field. The contest marked the first-ever night football game played on the Holy Cross campus. UMass opened the scoring at the 5:48-mark of the first quarter on a one-yard touchdown run by Emil Igwenagu. Holy Cross responded early in the second quarter with a 44-yard field goal from Paul Tearson, making the score 7-3. The Minutemen increased their lead to 11 points on a 10-yard touchdown pass from Kellen Pagel to Jesse Julmiste, before Taggart scored on a three-yard run to trim the UMass lead to 14-9 at halftime. Brandon Levensgood booted a 25-yard field goal early in the third quarter, then Pagel threw a four-yard scoring strike to Julian Talley midway through the fourth quarter, and the Minutemen were up 24-9 with just under eight minutes to play. The Crusaders refused to go quietly, as Taggart threw a 19-yard touchdown pass to Gerald Mistretta with 0:51 to play, making the score 24-16. But Holy Cross was unable to recover the ensuing onside kick, as UMass held on for the win. Reggie Woods led the Crusader ground game with nine carries for 45 yards, while Mike Fess and Jon Smith both finished the night with four catches. On the defensive side of the ball, Tom Mannix totaled 11 tackles with a forced fumble and a pass breakup, while Andrew Zitnik added 11 tackles and a pass breakup. The Minutemen were led by Jonathan Hernandez with 151 rushing yards on 29 carries.

Scoring Summary	1st	2nd	3rd	4th	—	Total
UMass	7	7	3	7	—	24
Holy Cross	0	9	0	7	—	16

1st	5:48	UM—Igwenagu 1 run (Levensgood kick)
2nd	13:30	HC—Tearson 44 field goal
	10:42	UM—Julmiste 10 pass from Pagel (Levensgood kick)
	6:59	HC—Taggart 3 run (Tearson kick failed)
3rd	12:55	UM—Levensgood 25 field goal
4th	7:51	UM—Talley 4 pass from Pagel (Levensgood kick)
	0:51	HC—Mistretta 19 pass from Taggart (Tearson kick)

Team Statistics	UMass	Holy Cross
First Downs	16	18
Rushing Yards	180	75
Passing Yards	134	246
Total Offense	314	321
Comp-Att-Int	15-24-0	23-45-0
Fumbles / Lost	2 / 1	2 / 2
Penalties / Yards	5 / 42	5 / 30
Punts / Average	7 / 36.7	8 / 35.1
Punt Returns	3-5	0-0
Kickoff Returns	2-39	5-100
Time of Possession	33:40	26:20

Individual Statistics

UM Rushing: Hernandez (29-151-0), Williams (6-20-0), Talley (1-11-0), Smith (3-4-0), Igwenagu (1-1-1), Julmiste (1-0-0), Team (1-(-2)-0), Hill (1-(-5)-0); **HC Rushing:** Woods (9-45-0), Taggart (9-15-1), Auffant (4-11-0), Mistretta (1-4-0).

UM Passing: Pagel (10-16-104-2-0), Hill (5-8-30-0-0); **HC Passing:** Taggart (23-44-246-1-0), Team (0-1-0-0-0).

UM Receiving: Julmiste (6-61-1), Blanchflower (2-29-0), Hernandez (2-12-0), Talley (2-7-1), Gilson (1-17-0), Igwenagu (1-4-0), Williams (1-4-0); **HC Receiving:** Smith (4-43-0), Fess (4-28-0), Mistretta (3-55-1), Toulouse (3-34-0), Hauser (3-22-0), Jenkins (2-39-0), Woods (2-11-0), C. McCabe (1-9-0), Auffant (1-5-0).

Game #2 • Holy Cross 37, Colgate 7 September 10, 2011 • Worcester, Mass.

Ryan Taggart accounted for 237 yards of total offense and three touchdowns, to lead Holy Cross to a 37-7 victory over Colgate at Fitton Field. Taggart hit on 13 of 16 passes for 223 yards and two scores, while rushing for 14 yards and a touchdown on three carries. The Crusader defense held the Raiders to just 319 total yards on the day, with All-America tailback Nate Eachus rushing for only 96 yards and one touchdown on 25 carries. Jimmy Thomas led the way with 10 tackles, one tackle for loss and an interception return for a touchdown, while Tom Mannix added 10 tackles and a tackle for loss. On the offensive side of the ball, Holy Cross averaged 7.8 yards per play with 403 yards of total offense. The Crusaders opened the scoring at the 6:59-mark of the first quarter on a 32-yard field goal by John Macomber. A 15-yard touchdown pass from Taggart to Charles McCall and an eight-yard scoring run by Nick Mercurio increased the Holy Cross margin to 16-0 at halftime. In the third quarter, the Crusaders added two more touchdowns on a 19-yard pass from Taggart to Kyle Toulouse and a one-yard run by Taggart. Thomas then returned an interception 60 yards for a touchdown on the first play of the fourth quarter, making the score 37-0. The Raiders avoided the shutout when Eachus concluded the scoring on a one-yard touchdown run with just under 10 minutes remaining in the game.

Scoring Summary	1st	2nd	3rd	4th	—	Total
Colgate	0	0	0	7	—	7
Holy Cross	9	7	14	7	—	37

1st	6:59	HC—Macomber 32 field goal
	2:58	HC—McCall 15 pass from Taggart (Macomber kick failed)
2nd	7:54	HC—Mercurio 8 run (Macomber kick)
3rd	10:10	HC—Toulouse 19 pass from Taggart (Macomber kick)
	1:33	HC—Taggart 1 run (Macomber kick)
4th	14:47	HC—Thomas 60 interception return (Macomber kick)
	9:54	CU—Eachus 1 run (Uglietto kick)

Team Statistics	Colgate	Holy Cross
First Downs	19	20
Rushing Yards	194	180
Passing Yards	125	223
Total Offense	319	403
Comp-Att-Int	16-26-1	13-16-0
Fumbles / Lost	0 / 0	1 / 1
Penalties / Yards	3-25	1-15
Punts / Average	2 / 36.5	0 / 0.0
Punt Returns	0-0	0-0
Kickoff Returns	7-162	2-34
Time of Possession	33:12	26:48

Individual Statistics

CU Rushing: McCarney (16-97-0), Eachus (25-96-1), Epstein (1-1-0); **HC Rushing:** Woods (15-60-0), Houghton (5-58-0), Auffant (6-24-0), Camara (5-22-0), Taggart (3-14-1), Mercurio (2-2-1).

CU Passing: McCarney (16-26-125-0-1); **HC Passing:** Taggart (13-16-223-2-0).

CU Receiving: Cason (9-70-0), Looney (3-30-0), Mputu (2-24-0), Eachus (1-2-0), Basil (1-(-1)-0); **HC Receiving:** Toulouse (3-74-1), Smith (3-40-0), Stanley (2-45-0), Hauser (2-27-0), McCall (1-15-1), Schneider (1-11-0), Mistretta (1-11-0).

2011 GAME-BY-GAME RECAPS

Game #3 • Holy Cross 30, Harvard 22 September 17, 2011 • Worcester, Mass.

Ryan Taggart completed 22 of 35 passes for 320 yards and a touchdown, to lead Holy Cross to a 30-22 victory over Harvard at Fitton Field. Taggart also rushed nine times for 34 yards and a score, and received the Johnny Turco Memorial Trophy as the MVP of the Crusaders' Homecoming game. The Crusader defense forced three turnovers on the day, while holding Harvard to 372 yards of total offense. Andrew Zitnik led the way with nine tackles and an interception, while Mike Tucker added seven tackles and two sacks. Holy Cross opened the scoring in the first quarter on a 22-yard field goal by John Macomber. Harvard came back with touchdowns on its next two possessions to go up 14-3. Collier Winters ran four yards for the first score, then Winters tossed a seven-yard touchdown pass to Kyle Juszczyk early in the second quarter. The Crusaders responded with Taggart throwing a 68-yard scoring strike to Josh Hauser. Taggart then added a one-yard scoring run, before a 27-yard Macomber field goal gave Holy Cross a 20-14 halftime lead. Neither team scored again until late in the third quarter, when Macomber booted a 37 yard field goal to make it 23-14. The Crimson were then threatening early in the fourth quarter, when Zitnik intercepted a Winters pass and returned in 97 yards for a touchdown to make the score 30-14. On Harvard's next possession, Winters threw a 46-yard scoring pass to Alex Sarkisian and then ran for a two-point conversion to make it 30-22. The Crimson drove into Holy Cross territory one last time, but Chandler Fenner intercepted a Winters pass to ice the victory.

Scoring Summary	1st	2nd	3rd	4th	—	Total
Harvard	7	7	0	8	—	22
Holy Cross	3	17	3	7	—	30

1st	11:02	HC—Macomber 22 field goal
	6:20	HU—Winters 4 run (Mothander kick)
2nd	14:27	HU—Juszczyk 7 pass from Winters (Mothander kick)
	14:09	HC—Hauser 68 pass from Taggart (Macomber kick)
	9:43	HC—Taggart 1 run (Macomber kick)
	3:25	HC—Macomber 27 field goal
3rd	1:59	HC—Macomber 37 field goal
4th	13:47	HC—Zitnik 97 interception return (Macomber kick)
	12:22	HU—Sarkisian 46 pass from Winters (Winters rush)

Team Statistics	Harvard	Holy Cross
First Downs	19	18
Rushing Yards	107	100
Passing Yards	265	320
Total Offense	372	420
Comp-Att-Int	25-42-2	22-35-0
Fumbles / Lost	2 / 1	0 / 0
Penalties / Yards	9-50	4-30
Punts / Average	5 / 36.6	4 / 33.8
Punt Returns	2-(-11)	2-2
Kickoff Returns	7-181	4-81
Time of Possession	26:26	33:34

Individual Statistics

HU Rushing: Scales (16-68-0), Boden (2-15-0), Juszczyk (1-14-0), Winters (9-11-1), Smith (1-0-0), Team (1-(-1)-0); **HC Rushing:** Woods (13-37-0), Taggart (9-34-1), Houghton (7-29-0), Auffant (1-1-0), Fess (1-0-0), Team (1-(-1)-0).

HU Passing: Winters (25-41-265-2-2), Team (0-1-0-0-0); **HC Passing:** Taggart (22-35-320-1-0).

HU Receiving: Lorditch (7-68-0), Juszczyk (5-32-1), Sarkisian (4-68-1), Brate (3-59-0), Boden (2-16-0), Smith (2-11-0), Scales (1-6-0), Miller (1-5-0); **HC Receiving:** Fess (5-102-0), Mistretta (5-44-0), Toulouse (5-43-0), Schneider (2-24-0), Hauser (1-68-1), Smith (1-20-0), McCall (1-15-0), Auffant (1-4-0), Apfelbaum (1-0-0).

Game #4 • #7 New Hampshire 39, Holy Cross 32 October 1, 2011 • Durham, N.H.

New Hampshire quarterback Kevin Decker threw a 60-yard touchdown pass to Justin Mello with 1:10 remaining, to break a 32-32 tie and lift the seventh-ranked Wildcats to a 39-32 victory over Holy Cross at Cowell Stadium. Ryan Taggart connected on 40 of 57 passes for a career-high 412 yards and two touchdowns for Holy Cross, in addition to rushing 12 times for 55 yards and two scores. The game was close during throughout the first half, and the Wildcats led 18-13 at halftime. In the third quarter, New Hampshire increased its lead to 25-13 on a five-yard touchdown pass from Decker to Joey Orlando. But the Crusaders refused to go away, as Taggart ran 10 yards for a touchdown and then threw a 35-yard scoring strike to Gerald Mistretta, tying the score at 25-25 early in the fourth quarter. The Wildcats pulled back in front on a one-yard touchdown run by Chris Setian, and would get the ball back with less than seven minutes to play up 32-25. Chandler Fenner then forced a fumble which was recovered by Cav Koch, giving Holy Cross possession at the New Hampshire 49-yard line. Eight plays later, Taggart ran 13 yards for a touchdown to tie the score at 32-32 with 2:30 to play. But the Wildcats came right back with the winning touchdown pass from Decker to Mello. The Crusaders drove to the New Hampshire 33-yard line in the closing seconds, but Taggart's pass into the end zone fell incomplete on the final play.

Scoring Summary	1st	2nd	3rd	4th	—	Total
Holy Cross	3	10	6	13	—	32
New Hampshire	7	11	7	14	—	39

1st	8:29	NH—Giansante 27 pass from Decker (MacArthur kick)
	3:23	HC—Macomber 33 field goal
2nd	9:06	HC—Fess 3 pass from Taggart (Macomber kick)
	6:46	NH—Mangieri 31 pass from Decker (Decker rush)
	2:18	HC—Macomber 26 field goal
	0:00	NH—MacArthur 25 field goal
3rd	10:22	NH—Orlando 5 pass from Decker (MacArthur kick)
	7:53	HC—Taggart 10 run (Macomber kick failed)
4th	11:36	HC—Mistretta 35 pass from Taggart (Tearson kick failed)
	9:53	NH—Setian 1 run (MacArthur kick)
	2:30	HC—Taggart 13 run (Macomber kick)
	1:10	NH—Mello 60 pass from Decker (MacArthur kick)

Team Statistics	Holy Cross	New Hampshire
First Downs	30	22
Rushing Yards	119	204
Passing Yards	412	352
Total Offense	531	556
Comp-Att-Int	40-57-1	23-32-0
Fumbles / Lost	0 / 0	2 / 2
Penalties / Yards	5-56	5-38
Punts / Average	5 / 36.2	5 / 38.6
Punt Returns	0-0	1-9
Kickoff Returns	6-113	7-121
Time of Possession	34:05	25:55

Individual Statistics

HC Rushing: Taggart (12-55-2), Woods (14-49-0), Auffant (2-20-0), Mercurio (1-0-0), Houghton (1-(-5)-0); **NH Rushing:** Peters (18-104-0), Setian (8-64-1), Decker (14-36-0).

HC Passing: Taggart (40-57-412-2-1); **NH Passing:** Decker (23-31-352-4-0), Mangieri (0-1-0-0-0).

HC Receiving: Toulouse (13-110-0), Fess (11-95-1), Mistretta (6-136-1), Woods (3-20-0), Stanley (3-14-0), Smith (2-9-0), Schneider (1-19-0), Hauser (1-9-0); **NH Receiving:** Orlando (7-54-1), Mangieri (6-102-1), Chandler (4-46-0), Mello (2-107-1), Peters (2-11-0), Giansante (1-27-1), Steriti (1-5-0).

2011 GAME-BY-GAME RECAPS

Game #5 • Brown 20, Holy Cross 13 October 8, 2011 • Providence, R.I.

Ryan Taggart accounted for 289 yards of total offense, but Holy Cross was defeated by Brown 20-13 at Brown Stadium. Taggart completed 27 of 43 attempts for 243 yards and a touchdown, in addition to rushing for 46 yards on nine carries. The Holy Cross defense was led by Jimmy Thomas with 10 solo tackles, two tackles for loss and a pass breakup, while Chandler Fenner added 10 tackles and three pass breakups. On the offensive side of the ball, Gerald Mistretta had a team-best eight receptions for 94 yards and a touchdown. The Crusaders opened the scoring early in the second quarter on a 30-yard field goal by John Macomber. After recovering a fumble at the Holy Cross 35-yard line, the Bears tied the score at 3-3 on Alex Noroceca's 35-yard field goal. Another Macomber field goal, from 25 yards, put the Crusaders in front 6-3 with 2:36 left to play in the second quarter. But after the ensuing kickoff was returned to the Holy Cross 48-yard line, Brown pulled in front 10-6 on a nine-yard touchdown pass from Kyle Newhall-Caballero to Tellef Lundevall. In the third quarter, Holy Cross regained the lead, 13-10, on a nine-yard touchdown pass from Taggart to Mistretta. The Bears would once again tie up the score (13-13) when Noroceca booted a 34-yard field goal early in the fourth quarter. Brown then drove 99 yards on 11 plays on its next possession, with Newhall-Caballero tossing an 18-yard touchdown pass to Jonah Fay to conclude the scoring.

Scoring Summary	1st	2nd	3rd	4th	—	Total
Holy Cross	0	6	7	0	—	13
Brown	0	10	0	10	—	20

2nd	14:56	HC—Macomber 30 field goal
	8:07	BU—Noroceca 35 field goal
	2:36	HC—Macomber 25 field goal
	0:32	BU—Lundevall 9 pass from Newhall-Caballero (Noroceca kick)
3rd	5:25	HC—Mistretta 9 pass from Taggart (Macomber kick)
4th	10:25	BU—Noroceca 34 field goal
	3:04	BU—Fay 18 pass from Newhall-Caballero (Noroceca kick)

Team Statistics	Holy Cross	Brown
First Downs	21	18
Rushing Yards	134	99
Passing Yards	243	229
Total Offense	377	328
Comp-Att-Int	27-43-1	25-40-0
Fumbles / Lost	1 / 1	1 / 0
Penalties / Yards	4-48	4-25
Punts / Average	3 / 44.3	5 / 41.6
Punt Returns	2-3	1-(-3)
Kickoff Returns	5-125	3-79
Time of Possession	30:03	29:57

Individual Statistics

HC Rushing: Woods (11-75-0), Taggart (9-46-0), Houghton (5-26-0), Fenner (1-0-0), Page (1-(-13)-0); **BU Rushing:** Kachmer (14-68-0), Spooner (9-21-0), Newhall-Caballero (8-7-0), Sudfeld (1-5-0), Team (1-(-2)-0).

HC Passing: Taggart (27-43-243-1-1); **BU Passing:** Newhall-Caballero (25-39-229-2-0), Kachmer (0-1-0-0-0).

HC Receiving: Mistretta (8-94-1), Fess (6-52-0), Toulouse (3-30-0), Hauser (2-23-0), Auffant (2-15-0), Stanley (2-12-0), Mercurio (2-5-0), Jenkins (1-7-0), McCall (1-5-0); **BU Receiving:** Lundevall (9-90-1), Tounkara-Kone (6-51-0), Saros (4-26-0), Fay (3-38-1), Kachmer (2-18-0), Noury (1-6-0).

Game #6 • Holy Cross 25, Dartmouth 17 October 15, 2011 • Worcester, Mass.

Ryan Taggart rushed 23 times for 176 yards, and completed 29 of 41 passes for 250 yards and two touchdowns, to lead Holy Cross to a 25-17 victory over Dartmouth at Fitton Field. Taggart set a new school single-game record for the most rushing yard by a quarterback, breaking the mark set by Jack Lentz against Richmond in 1964 with 173 yards. The Crusaders finished the game with 522 yards of total offense and 31 first downs, while holding Dartmouth to only 224 total yards. Tom Mannix led the Holy Cross defense with eight tackles and an interception, while Ricky Otis added seven tackles and a pass breakup. Dartmouth was led by tailback Nick Schwieger with 112 yards and a touchdown on 22 carries. The Crusaders opened the scoring at the 9:56-mark of the first quarter on a 13-yard scoring strike from Taggart to Gerald Mistretta. Holy Cross increased its lead to 10-0 later in the quarter on a 23-yard field goal by John Macomber. The Big Green came back with a one-yard touchdown run by Schwieger in the second quarter, and trailed 10-7 at halftime. A three-yard touchdown run by Sam Auffant early in the third quarter increased the Crusaders' lead to 16-7. Dartmouth's Shaun Abuhoff returned the ensuing kickoff 89 yards, to set up a 22-yard Foley Schmidt field goal. But Holy Cross drove right back down the field on its next possession, with Taggart throwing a one-yard touchdown pass to Alex Schneider to make the score 22-10. A 22-yard Macomber field goal late in the third quarter put the Crusaders up 25-10. The score remaining the same until there were just over two minutes to play, when Dartmouth's Conner Kempe threw a 13-yard scoring strike to Bo Patterson, making the final margin 25-17.

Scoring Summary	1st	2nd	3rd	4th	—	Total
Dartmouth	0	7	3	7	—	17
Holy Cross	10	0	15	0	—	25

1st	9:56	HC—Mistretta 13 pass from Taggart (Macomber kick)
	1:34	HC—Macomber 23 field goal
2nd	4:34	DC—Schwieger 1 run (Schmidt kick)
3rd	12:49	HC—Auffant 3 run (Macomber kick failed)
	11:06	DC—Schmidt 22 field goal
	6:51	HC—Schneider 1 pass from Taggart (Taggart pass failed)
	0:19	HC—Macomber 20 field goal
4th	2:19	DC—Patterson 13 pass from Kempe (Schmidt kick)

Team Statistics	Dartmouth	Holy Cross
First Downs	12	31
Rushing Yards	141	272
Passing Yards	83	250
Total Offense	224	522
Comp-Att-Int	8-22-1	29-41-0
Fumbles / Lost	2 / 0	1 / 1
Penalties / Yards	4-32	8-75
Punts / Average	4 / 35.8	1 / 33.0
Punt Returns	0-0	1-4
Kickoff Returns	5-162	2-59
Time of Possession	21:29	38:31

Individual Statistics

DC Rushing: Schwieger (22-112-1), Pierre (3-14-0), Rooney (3-7-0), Patton (1-0-0), Patterson (0-8-0); **HC Rushing:** Taggart (23-176-0), Woods (19-57-0), Houghton (4-33-0), Auffant (3-11-1), Team (2-(-5)-0).

DC Passing: Kempe (7-16-73-1-0), Rooney (1-6-10-0-1); **HC Passing:** Taggart (29-41-250-2-0).

DC Receiving: Patterson (3-40-1), Schoenthaler (2-31-0), Gallagher (1-6-0), Pierre (1-3-0), Schwieger (1-3-0); **HC Receiving:** Mistretta (12-103-1), Woods (3-24-0), Fess (3-22-0), Smith (3-22-0), McCall (2-28-0), Jenkins (2-14-0), Schneider (2-13-1), Stanley (1-17-0), Houghton (1-7-0).

2011 GAME-BY-GAME RECAPS

Game #7 • Holy Cross 16, Bucknell 13 October 22, 2011 • Lewisburg, Pa.

Chandler Fenner totaled eight tackles, a sack and a pass breakup, to lead Holy Cross to a 16-13 victory over Bucknell at Christy Mathewson-Memorial Stadium. Fenner led a Holy Cross defense which held the Bison to just 146 total yards and eight first downs on the day, while recording six sacks. Ryan Taggart led the Crusader offense by completing 32 of 58 passes for 380 yards and a pair of touchdowns, while Nate Stanley had a career-high nine receptions for 109 yards. Mike Tucker finished the game with four tackles and a career-best three sacks, and C.J. Martin added four tackles and two sacks. The Bison opened the scoring at the 6:47-mark of the first quarter, when Drew Orth kicked a 37-yard field goal after Bucknell had recovered a fumble at the Holy Cross 21-yard line. The Crusaders came back on their next possession with a five-yard touchdown pass from Taggart to Gerald Mistretta, to claim a 7-3 lead. Bucknell cut the margin to 7-6 late in the second quarter on an Orth field goal, from 25 yards, after the Bison recovered another fumble in Crusader territory. But before halftime, Holy Cross marched back down the field, with Taggart tossing a five-yard scoring strike to Mike Fess, making the score 13-6 at the break. The Bison opened the second half with a one-yard touchdown run by Tyler Smith, to tie the game at 13-13. The Crusaders regained the lead on a 30-yard field goal by John Macomber with 6:27 to play in the third quarter. The defenses would then dominate play the rest of the game, before Bucknell took over at its own 31-yard line with 1:55 to play. On that final drive of only four plays, Holy Cross recorded a pair of sacks by Martin and Tucker, to go along with two incomplete passes to end the game.

Scoring Summary	1st	2nd	3rd	4th	—	Total
Holy Cross	7	6	3	0	—	16
Bucknell	3	3	7	0	—	13

1st	6:47	BU—Orth 37 field goal
	3:23	HC—Mistretta 5 pass from Taggart (Macomber kick)
2nd	3:58	BU—Orth 25 field goal
	1:20	HC—Fess 5 pass from Taggart (Macomber kick blocked)
3rd	11:21	BU—Smith 1 run (Orth kick)
	6:27	HC—Macomber 30 field goal

Team Statistics	Holy Cross	Bucknell
First Downs	22	8
Rushing Yards	-16	69
Passing Yards	380	77
Total Offense	364	146
Comp-Att-Int	32-58-3	7-27-0
Fumbles / Lost	3 / 3	1 / 0
Penalties / Yards	7-50	7-65
Punts / Average	6 / 42.7	11 / 33.9
Punt Returns	3-4	2-34
Kickoff Returns	4-40	4-90
Time of Possession	29:39	30:21

Individual Statistics

HC Rushing: Houghton (2-8-0), Auffant (1-5-0), Woods (4-0-0), Team (2-(-4)-0), Taggart (15-(-25)-0); **BU Rushing:** Smith (22-96-1), Wesley (14-(-27)-0).

HC Passing: Taggart (32-58-380-2-3); **BU Passing:** Wesley (7-27-77-0-0).

HC Receiving: Stanley (9-109-0), Auffant (6-94-0), Mistretta (6-58-1), Fess (6-38-1), Smith (3-51-0), Hauser (1-20-0), Jenkins (1-10-0); **BU Receiving:** DeNick (3-39-0), Smith (2-8-0), Walker (1-21-0), Friend (1-9-0).

Game #8 • Georgetown 19, Holy Cross 6 October 29, 2011 • Worcester, Mass.

Georgetown defensive lineman Andrew Schaezke recorded seven tackles, two quarterback sacks, three tackles for loss and a forced fumble, as the Hoyas posted a 19-6 victory over Holy Cross in a driving snow storm at Fitton Field on Family Weekend. Following the contest, Schaezke received the Dr. Edward N. Anderson Award as the Most Valuable Player of Holy Cross' Family Weekend game. As a team, the Crusaders held the Hoyas to just 240 yards of total offense, including only 55 passing yards. C.J. Martin led Holy Cross with 11 total tackles, while Gary Acquah added 10 tackles with two tackles for loss. On the offensive side of the ball, Ryan Taggart completed 21 of 34 passes for 155 yards, and Eddie Houghton rushed for 78 yards on 15 carries. Georgetown opened the scoring at the 8:41-mark of the first quarter on an 18-yard field goal by Brett Weiss. The Crusaders drove across midfield on two of their next four possessions, but one drive was stopped by an interception, and the second drive ended with Holy Cross unable to get off a 40-yard field goal attempt. Weiss then kicked a 37-yard field goal with 1:16 left in the second quarter, and the Hoyas led 6-0 at halftime. On Georgetown's opening drive of the third quarter, Isaiah Kempf scored on a 27-yard run, to make the score 12-0. The Crusaders drove inside the Hoyas' 20-yard line on each of their next two possessions, but they were stopped both times when going for it on fourth down. Georgetown then increased its lead to 19-0 with 2:37 left in the fourth quarter on a 34-yard touchdown run by Wilburn Logan. Holy Cross avoided the shutout with a nine-yard touchdown run by Taggart on its next drive. The Crusaders did recover the ensuing onside kick, but were unable to score again as the Hoyas held on for the victory.

Scoring Summary	1st	2nd	3rd	4th	—	Total
Georgetown	3	3	6	7	—	19
Holy Cross	0	0	0	6	—	6

1st	8:41	GU—Weiss 18 field goal
2nd	1:16	GU—Weiss 37 field goal
3rd	10:59	GU—Kempf 27 run (Kempf pass intercepted)
4th	2:37	GU—Logan 34 run (Weiss kick)
	1:32	HC—Taggart 9 run (Taggart pass failed)

Team Statistics	Georgetown	Holy Cross
First Downs	15	17
Rushing Yards	185	145
Passing Yards	55	155
Total Offense	240	300
Comp-Att-Int	4-15-0	21-34-1
Fumbles / Lost	3 / 1	4 / 4
Penalties / Yards	4-35	6-52
Punts / Average	7 / 30.4	2 / 28.0
Punt Returns	0-0	1-0
Kickoff Returns	2-30	5-145
Time of Possession	31:53	28:07

Individual Statistics

GU Rushing: Logan (9-78-1), Kempf (16-56-1), Campanella (17-40-0), Darby (3-15-0), Claytor (2-4-0), Wilke (1-(-2)-0), Macari (1-(-3)-0), Team (1-(-3)-0); **HC Rushing:** Houghton (15-78-0), Taggart (14-48-1), Mistretta (2-15-0), Woods (1-4-0), Auffant (1-0-0).

GU Passing: Kempf (4-13-55-0-0), Darby (0-2-0-0-0); **HC Passing:** Taggart (21-34-155-0-1).

GU Receiving: Davis (2-34-0), Ryan (1-12-0), Sprotte (1-9-0); **HC Receiving:** Mistretta (6-54-0), Fess (6-37-0), Schneider (2-16-0), Toulouse (2-13-0), Houghton (2-8-0), Stanley (1-19-0), Auffant (1-8-0), Woods (1-0-0).

2011 GAME-BY-GAME RECAPS

Game #9 • #8 Lehigh 14, Holy Cross 7 November 5, 2011 • Bethlehem, Pa.

Ricky Otis recorded 12 tackles, an interception, a quarterback sack and a pass breakup, but Holy Cross was defeated by eighth-ranked Lehigh 14-7 at Goodman Stadium on Nov. 5, 2011. The Mountain Hawks relied on two second half touchdown runs by Matt Fitz to come from behind for the victory. The Crusader defense held Lehigh to just 14 points and 394 total yards, well below its averages of 37.1 points and 491.0 yards entering the game. Tom Mannix had 12 tackles and a forced fumble for Holy Cross, while C.J. Martin added seven tackles, a sack and two tackles for loss. After a scoreless first quarter, the Crusaders used an eight-play, 83-yard drive to take a 7-0 lead on a five-yard touchdown pass from Ryan Taggart to Kyle Toulouse. The Mountain Hawks would drive into Holy Cross territory late in the second quarter, but a 37-yard field goal attempt by Tim Divers hit the left upright, and the Crusaders took a seven-point lead into the locker room at halftime. After a 41-yard field goal attempt by John Macomber hit the crossbar to come up just short, Lehigh tied the score at 7-7 on a three-yard touchdown run by Matt Fitz with 3:30 left in the third quarter. The Mountain Hawks then claimed their first lead of the game on a one-yard scoring run from Fitz with 8:57 to go in the fourth quarter. Divers would miss a 23-yard field goal wide left with 2:03 to play to keep Holy Cross in the game, but the Crusaders were not able to score again as the Mountain Hawks held on for the victory.

Scoring Summary	1st	2nd	3rd	4th	—	Total
Holy Cross	0	7	0	0	—	7
Lehigh	0	0	7	7	—	14

2nd 10:54 HC—Toulouse 5 pass from Taggart (Macomber kick)

3rd 3:03 LU—Fitz 3 run (Divers kick)

4th 8:57 LU—Fitz 1 run (Divers kick)

Team Statistics	Holy Cross	Lehigh
First Downs	12	23
Rushing Yards	70	143
Passing Yards	160	251
Total Offense	230	394
Comp-Att-Int	14-33-1	24-37-2
Fumbles / Lost	0 / 0	2 / 0
Penalties / Yards	2-9	3-37
Punts / Average	7 / 37.9	6 / 33.0
Punt Returns	0-0	1-0
Kickoff Returns	3-68	2-26
Time of Possession	22:55	37:05

Individual Statistics

HC Rushing: Houghton (15-58-0), Taggart (8-18-0), Mistretta (1-(-3)-0), Team (1-(-3)-0); **LU Rushing:** Barket (24-102-0), Fitz (8-25-2), Spadola (1-14-0), Lum (9-3-0), Team (1-(-1)-0).

HC Passing: Taggart (14-33-160-1-1); **LU Passing:** Lum (24-37-251-0-2).

HC Receiving: Toulouse (4-44-1), Smith (2-27-0), Mistretta (2-26-0), Apfelbaum (2-12-0), Fess (1-26-0), McCall (1-10-0), Schneider (1-8-0), Auffant (1-7-0); **LU Receiving:** Drwal (6-63-0), Spadola (4-58-0), Barket (4-50-0), Jefferson (4-39-0), Fernandez-Soto (4-30-0), Haggins (1-8-0), Fitz (1-3-0).

Game #10 • Holy Cross 29, Lafayette 24 November 12, 2011 • Worcester, Mass.

Eddie Houghton ran 17 times for 68 yards and two touchdowns, to lead Holy Cross to a 29-24 victory over Lafayette at Fitton Field. Houghton's second touchdown of the day came with just 1:06 remaining in the fourth quarter, to cap a 97-yard drive and give the Crusaders the lead for good. Houghton scored the first points of the day with a 12-yard touchdown run on Holy Cross' opening drive, then John Macomber kicked a 28-yard field goal to make the score 10-0. After Andrew Shoop threw a 10-yard scoring strike to Mark Ross for the Leopards, the Crusaders came back with a two-yard touchdown pass from Taggart to Alex Schneider. Lafayette responded with a 32-yard field goal from Austin O'Brien, before Taggart hit Mistretta for a 21-yard touchdown to make the score 23-10. But with just five seconds left in the second quarter, the Leopards' Greg Kessel scored on a one-yard run to make it a 23-17 game at the break. Lafayette claimed its first lead of the day on its opening drive of the third quarter when Shoop threw a 20-yard touchdown pass to Mark Ross. The Leopards drove deep into Holy Cross territory again late in the third quarter, but O'Brien missed a 26-yard field goal. On Lafayette's next possession, it faced fourth-and-15 from the 25-yard line with under six minutes to play, when Martin intercepted a pass at the three-yard line to give the Crusaders the ball. Holy Cross then began its 97-yard game-winning drive, which ended with Houghton's seven-yard scoring run. The Leopards would drive to the Crusader 22-yard line with less than 30 seconds remaining, before Ben Coffaro intercepted a Shoop pass in the end zone to secure the win.

Scoring Summary	1st	2nd	3rd	4th	—	Total
Lafayette	7	10	7	0	—	24
Holy Cross	10	13	0	6	—	29

1st 12:12 HC—Houghton 12 run (Macomber kick)

5:34 HC—Macomber 28 field goal

3:16 LC—Ross 10 pass from Shoop (O'Brien kick)

2nd 13:08 HC—Schneider 2 pass from Taggart (Macomber kick failed)

7:14 LC—O'Brien 32 field goal

3:06 HC—Mistretta 21 pass from Taggart (Macomber kick)

0:05 LC—Kessel 1 run (O'Brien kick)

3rd 9:08 LC—Ross 20 pass from Shoop (O'Brien kick)

4th 1:06 HC—Houghton 7 run (Taggart pass failed)

Team Statistics	Lafayette	Holy Cross
First Downs	21	24
Rushing Yards	141	135
Passing Yards	287	225
Total Offense	428	360
Comp-Att-Int	18-39-3	23-32-0
Fumbles / Lost	1 / 0	1 / 0
Penalties / Yards	9-69	5-39
Punts / Average	0 / 0.0	1 / 56.0
Punt Returns	0-0	0-0
Kickoff Returns	4-74	4-81
Time of Possession	29:48	30:12

Individual Statistics

LC Rushing: Shoop (8-73-0), Scheuerman (15-49-0), Hebron (9-19-0), Kessel (2-0-1); **HC Rushing:** Houghton (17-68-2), Taggart (12-52-0), Bellomo (5-15-0), Woods (1-1-0), Team (1-(-1)-0).

LC Passing: Shoop (17-38-252-2-3), Scheuerman (1-1-35-0-0); **HC Passing:** Taggart (23-32-225-2-0).

LC Receiving: Ross (8-102-2), Hayes (5-115-0), Padia (2-41-0), Gould (2-25-0), Doty (1-4-0); **HC Receiving:** Mistretta (6-84-1), Smith (4-37-0), Hauser (3-31-0), Schneider (3-23-1), Toulouse (3-19-0), Bellomo (2-12-0), McCall (1-21-0), Houghton (1-(-2)-0).

2011 GAME-BY-GAME RECAPS

Game #11 • Holy Cross 41, Fordham 21
November 19, 2011 • Bronx, N.Y.

Ryan Taggart accounted for 397 yards of total offense and four touchdowns, to lead Holy Cross to a 41-21 victory over Fordham at Jack Coffey Field. Taggart completed 24 of 37 passes for 334 yards and three scores, in addition to rushing for 63 yards and a touchdown on 18 carries. Ricky Otis had 11 tackles and two quarterback sacks to lead the Crusader defense, which held Fordham scoreless during the second half. Tom Mannix also had a strong game, finishing with nine tackles and a pass breakup. Eddie Houghton rushed 15 times for a career-high 153 yards and two touchdowns on the offensive side of the ball, with Kyle Toulouse catching four passes for 105 yards and a score. The Crusaders opened the scoring at the 11:03-mark of the first quarter on a five-yard touchdown pass from Taggart to Charles McCall. The Rams came back to tie the game at 7-7 on a 44-yard scoring strike from Ryan Higgins to Greg Wilson. Higgins and Wilson then hooked up again for a 40-yard touchdown, and the Rams led 14-7 at the end of the first quarter. Early in the second quarter, Taggart threw a 25-yard touchdown pass to Jon Smith on fourth-and-seven, tying the score at 14-14. But Fordham came back with a six-yard scoring run by Carlton Koonce, and led 21-14 at halftime. In the third quarter, a 71-yard touchdown pass from Taggart to Toulouse tied the game at 21-21. Taggart then rushed six yards for a touchdown early in the fourth quarter, allowing Holy Cross to regain the lead 28-21. Houghton added two rushing touchdowns in the final six minutes of play to put the game away, scoring from 38 yards and three yards out.

<i>Scoring Summary</i>	<i>1st</i>	<i>2nd</i>	<i>3rd</i>	<i>4th</i>	<i>—</i>	<i>Total</i>
Holy Cross	7	7	7	20	—	41
Fordham	14	7	0	0	—	21

1st	11:03	HC—McCall 5 pass from Taggart (Macomber kick)
	5:14	FU—Wilson 44 pass from Higgins (Marando kick)
	1:21	FU—Wilson 40 pass from Higgins (Marando kick)
2nd	14:06	HC—Smith 25 pass from Taggart (Macomber kick)
	0:37	FU—Koonce 6 run (Marando kick)
3rd	8:03	HC—Toulouse 71 pass from Taggart (Macomber kick)
4th	10:33	HC—Taggart 6 run (Macomber kick)
	5:21	HC—Houghton 38 run (Macomber kick)
	1:57	HC—Houghton 3 run (Macomber kick failed)

<i>Team Statistics</i>	<i>Holy Cross</i>	<i>Fordham</i>
First Downs	31	27
Rushing Yards	248	156
Passing Yards	334	289
Total Offense	582	445
Comp-Att-Int	24-37-0	28-46-0
Fumbles / Lost	1 / 1	1 / 0
Penalties / Yards	6-40	4-34
Punts / Average	4 / 35.5	5 / 41.6
Punt Returns	2-32	2-0
Kickoff Returns	4-85	7-97
Time of Possession	29:47	30:13

Individual Statistics

HC Rushing: Houghton (15-153-2), Taggart (18-63-1), Bellomo (3-32-0);
FU Rushing: Whiting (20-92-0), Lacroix (6-31-0), Livingston (1-14-0), Light (1-13-0), Koonce (2-6-1), Papy (2-3-0), Higgins (7-(-3)-0).
HC Passing: Taggart (24-37-334-3-0); **FU Passing:** Higgins (23-41-238-2-0), Papy (4-4-21-0-0), Pierre (1-1-30-0-0).
HC Receiving: Mistretta (5-58-0), Toulouse (4-105-1), Mercurio (4-36-0), Schneider (3-48-0), Fess (3-17-0), McCall (2-12-1), Smith (1-25-1), Auffant (1-20-0), Hauser (1-13-0).

2011 HONORS & AWARDS

PETE ANASTASIO

Patriot League Academic Honor Roll

REED APFELBAUM

Patriot League Academic Honor Roll

CODY BUTLER

Patriot League Academic Honor Roll

FRANCIS CAMARA

Patriot League Academic Honor Roll

BEN COFFARO

Patriot League Rookie of the Week (11/12)
Patriot League Academic Honor Roll

MATT FAVA

College Sports Journal All-Freshman Team

CHANDLER FENNER

All-Patriot League (First Team)
All-ECAC (Second Team)

MIKE FESS

All-Patriot League (Second Team)

PHILIP GOUGH

Patriot League Academic Honor Roll

JOSH HAUSER

Patriot League Academic Honor Roll

CHRIS HIGGINS

Patriot League Academic Honor Roll

FRED HILOW

Patriot League Academic Honor Roll

EDDIE HOUGHTON

AT&T Crusader of the Week (11/12)

PATRICK JARVIS

Patriot League Academic Honor Roll

SAM JONES

Patriot League Academic Honor Roll

CAV KOCH

NFF Hampshire Honor Society
Patriot League Academic Honor Roll

MAX LIBRIZZI

Patriot League Academic Honor Roll

JOHN MACOMBER

Capital One Academic All-District (First Team)
Academic All-Patriot League
Patriot League Academic Honor Roll

JACK MALISKA

All-Patriot League (Second Team)

TOM MANNIX

All-Patriot League (Second Team)
Academic All-Patriot League
AT&T Crusader of the Week (10/15)
Patriot League Academic Honor Roll

C.J. MARTIN

All-Patriot League (Second Team)
FCS Senior Scout Bowl

MIKE MCCABE

All-Patriot League (First Team)
New England Football Writers All-Star Team
FCS Athletic Directors Academic All-Star Team
William V. Campbell Trophy Semifinalist
NFF Hampshire Honor Society
Capital One Academic All-District (First Team)
Academic All-Patriot League
Patriot League Academic Honor Roll
Team Captain

GERALD MISTRETTA

All-Patriot League (First Team)

MICHAEL O'DWYER

Patriot League Academic Honor Roll

RICKY OTIS

Beyond Sports Network All-America (Third Team)
All-Patriot League (First Team)
All-ECAC (Second Team)
FCS Senior Scout Bowl
Team Captain

COREY PAGE

All-Patriot League (First Team)
NFF Hampshire Honor Society
Patriot League Academic Honor Roll

ALEX SCHNEIDER

Patriot League Academic Honor Roll

MICHAEL SHEWCHUK

Patriot League Academic Honor Roll

RYAN TAGGART

All-Patriot League (Second Team)
Gridiron Club of Greater Boston
Gold Helmet Award (10/15)
Patriot League Offensive Player of the Week
(10/1 & 11/19)
Johnny Turco Award (9/17)
AT&T Crusader of the Week (9/10)
Patriot League Academic Honor Roll

PAUL TEARSON

Patriot League Academic Honor Roll

JIMMY THOMAS

Patriot League Defensive Player of the Week (9/10)
Patriot League Academic Honor Roll

MARK TOLZIEN

NFF Hampshire Honor Society
Patriot League Academic Honor Roll
Team Captain

MIKE TUCKER

All-Patriot League (Second Team)

SEAN WHITED

All-Patriot League (Second Team)
Patriot League Academic Honor Roll

MIKE WRIGHT

Patriot League Academic Honor Roll

TYLER ZEOLI

Patriot League Academic Honor Roll

ANDREW ZITNIK

AT&T Crusader of the Week (9/17)
Patriot League Academic Honor Roll

INDIVIDUAL RECORDS

RUSHING RECORDS

MOST YARDS GAINED

Play: 94, Joe Wilson (Boston Univ., 1970)
 Game: 337, Gill Fenerty (Columbia, 1983)
 Season: 1465, Jerome Fuller (1991)
 Career: 3680, Gill Fenerty (1983-1985)

MOST CARRIES

Game: 37, Gill Fenerty (Delaware, 1985)
 Season: 266, Andy Clivio (1982)
 266, Jerome Fuller (1991)
 Career: 710, Joe Segreti (1987-1990)

MOST YARDS PER CARRY

Game: 18.7, Gill Fenerty (Columbia, 1983)
 Season: 6.3, Gill Fenerty (1983)
 Career: 5.8, Gill Fenerty (1983-1985)

MOST YARDS PER GAME

Season: 136.8, Gill Fenerty (1985)
 Career: 118.7, Gill Fenerty (1983-1985)

MOST TOUCHDOWNS

Game: 6, Gill Fenerty (Columbia, 1983)
 Season: 16, Joe Segreti (1988)
 Career: 37, Joe Segreti (1987-1990)

MOST 100-YARD GAMES

Season: 9, Jerome Fuller (1991)
 Career: 20, Joe Segreti (1987-1990)
 Consec.: 7, Gill Fenerty (1984)

MOST 200-YARD GAMES

Season: 3, Gill Fenerty (1985)
 Career: 4, Gill Fenerty (1983-1985)

TOP RUSHING PERFORMANCES

MOST YARDS GAINED

Single Play:

- 94 Joe Wilson (Boston Univ., 1970)
- 81 Jack Lentz (Richmond, 1964)
- 78 Andy Fitzpatrick (UMass, 1993)
- 76 Gill Fenerty (Colgate, 1984)
- 74 Frank Nealon (Syracuse, 1974)
- 74 Terrance Gass (Lehigh, 2007)
- 73 Gill Fenerty (Boston Univ., 1983)
- 72 Jerome Fuller (Villanova, 1989)
- 70 Dave Hohl (Boston Univ., 1955)

Single Game:

- 337 Gill Fenerty (Columbia, 1983)
- 274 Joe Wilson (Rutgers, 1972)
- 239 Joe Segreti (Dartmouth, 1990)
- 230 Gill Fenerty (Colgate, 1985)
- 228 Stan Koslowski (Coast Guard, 1943)
- 214 Joe Segreti (Lehigh, 1988)
- 209 Gill Fenerty (Harvard, 1985)
- 207 Jerome Fuller (UMass, 1991)
- 204 Gill Fenerty (Delaware, 1985)
- 201 Steve Silva (Bucknell, 2005)

Single Season:

- 1465 Jerome Fuller (1991)
- 1368 Gill Fenerty (1985)
- 1211 Gill Fenerty (1984)
- 1187 Joe Segreti (1988)
- 1143 Joe Segreti (1990)
- 1101 Gill Fenerty (1983)
- 1099 Joe Segreti (1989)
- 1073 Andy Clivio (1982)
- 973 Joe Wilson (1971)
- 913 Steve Silva (2005)

Career:

- 3680 Gill Fenerty (1983-1985)
- 3461 Joe Segreti (1987-1990)
- 2646 Steve Silva (2001-2005)
- 2447 Jerome Fuller (1988-1991)
- 2350 Joe Wilson (1970-1972)
- 2167 Steve Hunt (1974-1977)
- 2132 J.R. Walz (1994-1998)
- 1833 Mark Covington (1980-1982)
- 1816 Steve Buchanan (1971-1973)
- 1783 Andy Clivio (1979-1982)

MOST CARRIES

Single Game:

- 37 Gill Fenerty (Delaware, 1985)
- 35 Steve Hunt (Colgate, 1975)
- 35 Gill Fenerty (Colgate, 1985)
- 35 Joe Segreti (Dartmouth, 1990)
- 34 Joe Wilson (Rutgers, 1972)
- 34 Joe Segreti (Brown, 1988)
- 33 J.R. Walz (Lafayette, 1994)
- 33 Steve Silva (Bucknell, 2005)
- 32 Stan Koslowski (U.S. Sub Base, 1945)
- 32 Joe Segreti (Dartmouth, 1988)
- 32 J.R. Walz (Fordham, 1994)

Single Season:

- 266 Andy Clivio (1982)
- 266 Jerome Fuller (1991)
- 247 Gill Fenerty (1985)
- 244 Joe Segreti (1988)
- 233 Joe Segreti (1989)
- 228 Joe Segreti (1990)
- 210 Gill Fenerty (1984)
- 209 Mark Covington (1981)
- 205 Stan Koslowski (1945)
- 200 J.R. Walz (1994)

Career:

- 710 Joe Segreti (1987-1990)
- 632 Gill Fenerty (1983-1985)
- 615 Steve Silva (2001-2005)
- 528 J.R. Walz (1994-1998)
- 522 Steve Hunt (1974-1977)
- 508 Mark Covington (1980-1982)
- 462 Joe Wilson (1970-1972)
- 440 Andy Clivio (1979-1982)
- 438 Jerome Fuller (1988-1991)
- 436 Larry Ewald (1976-1979)

MOST YARDS PER CARRY

Single Game (minimum 10 carries):

- 18.7 Gill Fenerty (Columbia, 1983)
- 11.3 Gordie Lockbaum (Harvard, 1986)
- 10.9 Brian Doherty (Rhode Island, 1976)
- 10.8 John Turco (Marquette, 1951)
- 10.5 Joe Wilson (Boston Univ., 1971)
- 10.4 Terrance Gass (Bucknell, 2007)
- 10.3 Jack Lentz (Buffalo, 1964)
- 10.2 Mel Massucco (Colgate, 1951)
- 10.2 *Eddie Houghton (Fordham, 2011)*

Single Season (minimum 100 carries):

- 6.3 Gill Fenerty (1983)
- 6.2 Brian Doherty (1976)
- 5.8 Gill Fenerty (1984)
- 5.7 Gordie Lockbaum (1986)
- 5.6 Mike Kielt (2008)
- 5.6 Terrance Gass (2007)
- 5.5 Gill Fenerty (1985)
- 5.5 Tom Kelleher (1987)
- 5.5 Jerome Fuller (1991)
- 5.5 Joe Wilson (1971)

Career (minimum 200 carries):

- 5.8 Gill Fenerty (1983-1985)
- 5.6 Jerome Fuller (1988-1991)
- 5.4 Gordie Lockbaum (1984-1987)
- 5.1 Joe Wilson (1970-1972)
- 5.0 Mike Kielt (2005-2008)
- 5.0 Brian Doherty (1976-1979)
- 4.9 Joe Segreti (1987-1990)
- 4.7 Terrance Gass (2005-2008)
- 4.6 Tom Kelleher (1983-1987)
- 4.6 Jack Lentz (1964-1966)

INDIVIDUAL RECORDS

MOST YARDS PER GAME

Single Season:

1. 136.8 Gill Fenerty (1985)
2. 133.2 Jerome Fuller (1991)
3. 110.1 Gill Fenerty (1983)
4. 110.1 Gill Fenerty (1984)
5. 107.9 Joe Segreti (1988)
6. 103.9 Joe Segreti (1990)
7. 99.9 Joe Segreti (1989)
8. 97.5 Andy Clivio (1982)
9. 97.3 Joe Wilson (1971)
10. 91.3 Steve Silva (2005)

Career:

1. 118.7 Gill Fenerty (1983-1985)
2. 92.1 Stan Koslowski (1943-1945)
3. 86.5 Joe Segreti (1987-1990)
4. 75.8 Joe Wilson (1970-1972)
5. 74.3 Jack Lentz (1964-1966)
6. 69.9 Jerome Fuller (1988-1991)
7. 63.0 Steve Silva (2001-2005)
8. 58.6 Steve Buchanan (1971-1973)
9. 55.5 Mark Covington (1980-1982)
10. 53.3 Mel Massucco (1949-1951)

MOST TOUCHDOWNS

Single Game:

1. 6 Gill Fenerty (Columbia, 1983)
2. 5 John Kenney (Worcester Tech, 1898)
3. 4 Gordie Lockbaum (Dartmouth, 1986)
4. Joe Segreti (Lehigh, 1988)
4. Joe Segreti (Brown, 1988)
4. Steve Silva (Bucknell, 2005)

Single Season:

1. 16 Joe Segreti (1988)
2. 15 Gill Fenerty (1983)
3. 14 Gordie Lockbaum (1986)
4. 13 Gordie Lockbaum (1987)
5. 12 Pat McCarthy (1962)
- 12 Joe Segreti (1989)
- 12 Jerome Fuller (1991)
8. 11 Mark Covington (1981)
- 11 Tom Kelleher (1987)
- 11 Steve Silva (2005)

Career:

1. 37 Joe Segreti (1987-1990)
2. 33 Steve Silva (2001-2005)
3. 27 Gill Fenerty (1983-1985)
- 27 Gordie Lockbaum (1984-1987)
5. 25 Pat McCarthy (1960-1962)
6. 23 Chuck Doyle (1982-1985)
7. 22 Joe Wilson (1970-1972)
8. 20 Mark Covington (1980-1982)
- 20 Pete Muldoon (1981-1984)
10. 18 Brian Doherty (1976-1979)
- 18 Tom Kelleher (1983-1987)
- 18 Brian Hall (1999-2002)
- 18 Mike Kielt (2005-2008)

MOST 100-YARD GAMES

Single Season:

1. 9 Jerome Fuller (1991)
2. 7 Gill Fenerty (1984)
- 7 Joe Segreti (1989)
- 7 Joe Segreti (1990)
5. 6 Andy Clivio (1982)
- 6 Gill Fenerty (1985)
- 6 Joe Segreti (1988)
8. 5 Gill Fenerty (1983)
- 5 Steve Silva (2005)

Career:

1. 20 Joe Segreti (1987-1990)
2. 18 Gill Fenerty (1983-1985)
3. 10 Joe Wilson (1970-1972)
4. 9 Jerome Fuller (1988-1991)
5. 8 Steve Silva (2001-2005)
6. 7 Jack Lentz (1964-1966)
- 7 Steve Buchanan (1971-1973)
- 7 J.R. Walz (1994-1998)
9. 6 Andy Clivio (1979-1982)

Consecutive:

1. 7 Gill Fenerty (1984)
2. 5 Joe Segreti (1990)
- 5 Jerome Fuller (1991)
4. 4 Andy Clivio (1982)
- 4 Joe Segreti (1988)

PASSING RECORDS

MOST YARDS GAINED

- Play: 99, Colin Clapton to Eddie Jenkins (Boston University, 1970)
- Game: 449, Tom Ciaccio (Villanova, 1989)
- Season: 3838, Dominic Randolph (2008)
- Career: 13455, Dominic Randolph (2006-2009)

MOST ATTEMPTS

- Game: 63, Dominic Randolph (Yale, 2008)
- Season: 520, Dominic Randolph (2008)
- Career: 1786, Dominic Randolph (2006-2009)

MOST COMPLETIONS

- Game: 41, Dominic Randolph (Yale, 2008)
- 41, Dominic Randolph (Brown, 2008)
- Season: 340, Dominic Randolph (2008)
- Career: 1131, Dominic Randolph (2006-2009)

MOST YARDS PER ATTEMPT

- Season: 9-2, Jeff Wiley (1987)
- Career: 8.0, Jeff Wiley (1985-1988)

MOST YARDS PER COMPLETION

- Season: 17.8, Ken Komodzinski (1959)
- Career: 17.0, Tom Greene (1956-1958)

MOST YARDS PER GAME

- Season: 348.9, Dominic Randolph (2008)
- Career: 312.9, Dominic Randolph (2006-2009)

HIGHEST COMPLETION PERCENT

- Game: 90.0, Phil O'Neil (UConn, 1968)
- Season: 66.2, Jeff Wiley (1987)
- Career: 63.3, Dominic Randolph (2006-2009)

MOST TOUCHDOWNS

- Game: 7, Jeff Wiley (Lehigh, 1987)
- Season: 34, Jeff Wiley (1987)
- 34, Dominic Randolph (2008)
- 34, Dominic Randolph (2009)
- Career: 117, Dominic Randolph (2006-2009)

HIGHEST PASS EFFICIENCY RATING

- Season: 163.0, Jeff Wiley (1987)
- Career: 143.1, Dominic Randolph (2006-2009)

MOST INTERCEPTIONS

- Game: 5, Jack Stephens (Marquette, 1955)
- 5, Dave Boisture (Villanova, 1980)
- 5, Peter Muldoon (Harvard, 1982)
- 5, Tom Ciaccio (Army, 1990)
- Season: 23, Peter Vaas (1973)
- Career: 63, Jeff Wiley (1985-1988)

MOST 300-YARD GAMES

- Season: 8, Dominic Randolph (2008)
- Career: 24, Dominic Randolph (2006-2009)
- Consec.: 9, Dominic Randolph (2008-2009)

MOST 400-YARD GAMES

- Season: 3, Dominic Randolph (2008)
- Career: 7, Dominic Randolph (2006-2009)

INDIVIDUAL RECORDS

TOP PASSING PERFORMANCES

Most Yards Gained

Single Play:

- 99 Colin Clapton (Boston U., 1970)
- 95 Tom Ciaccio (Bucknell, 1991)
- 91 Jeff Wiley (Bucknell, 1987)
- 86 Erreick Stewart (Fordham, 2000)
- 85 Brian Hall (St. Mary's, 1999)
- 84 Tom Ciaccio (Brown, 1991)
- 78 Dave Boisture (1980)
- 77 John O'Neil (Sacred Heart, 2005)
- 76 Mike Cunnion (Buffalo, 1964)
- 75 Mike Cunnion (Richmond, 1964)
- 75 Jeff Wiley (Harvard, 1987)
- 75 Tom Ciaccio (Harvard, 1990)
- 75 Dominic Randolph (Colgate, 2008)

Single Game:

- 449 Tom Ciaccio (Villanova, 1989)
- 441 Dominic Randolph (Colgate, 2007)
- 438 Jeff Wiley (Massachusetts, 1987)
- 430 Dominic Randolph (Brown, 2008)
- 422 Dominic Randolph (Lafayette, 2008)
- 416 Brian Hall (Lafayette, 2001)
- 414 Jeff Wiley (Lehigh, 1987)
- 414 Dominic Randolph (Georgetown, 2009)
- 412 Ryan Taggart (New Hampshire, 2011)
- 411 Dominic Randolph (Brown, 2009)

Single Season:

- 3838 Dominic Randolph (2008)
- 3776 Dominic Randolph (2009)
- 3677 Jeff Wiley (1987)
- 3604 Dominic Randolph (2007)
- 3010 Tom Ciaccio (1991)
- 2982 Tom Ciaccio (1989)
- 2948 Ryan Taggart (2011)
- 2611 Tom Ciaccio (1990)
- 2573 Jeff Wiley (1988)
- 2573 John O'Neil (2003)

Career:

- 13445 Dominic Randolph (2006-2009)
- 9698 Jeff Wiley (1985-1988)
- 8603 Tom Ciaccio (1988-1991)
- 6670 John O'Neil (2002-2005)
- 5721 Brian Hall (1999-2002)
- 4850 Ryan Taggart (2008-2011)
- 4801 Peter Muldoon (1981-1984)
- 4074 Charlie Maloy (1950-1952)
- 3859 Brion Stapp (1994-1997)
- 3289 Pat McCarthy (1960-1962)

Most Attempts

Single Game:

- 63 Dominic Randolph (Yale, 2008)
- 62 Dominic Randolph (UMass, 2007)
- 59 Dominic Randolph (Fordham, 2008)
- 58 Ryan Taggart (Bucknell, 2011)
- 57 Ryan Taggart (New Hampshire, 2011)
- 56 Charlie Maloy (Quantico Marines, 1952)
- 56 Dominic Randolph (Georgetown, 2009)
- 55 Dominic Randolph (Harvard, 2007)
- 54 Dominic Randolph (Brown, 2008)
- 53 Jeff Wiley (Harvard, 1988)
- 53 Dominic Randolph (Lehigh, 2006)
- 53 Dominic Randolph (Fordham, 2007)
- 53 Dominic Randolph (Brown, 2009)

Single Season:

- 520 Dominic Randolph (2008)
- 485 Dominic Randolph (2009)
- 482 Dominic Randolph (2007)
- 430 Ryan Taggart (2011)
- 400 Jeff Wiley (1987)
- 385 Tom Ciaccio (1991)
- 373 John O'Neil (2003)
- 363 Tom Ciaccio (1989)
- 356 John O'Neil (2004)
- 345 Brian Hall (2002)

Career:

- 1786 Dominic Randolph (2006-2009)
- 1208 Jeff Wiley (1985-1988)
- 1073 Tom Ciaccio (1988-1991)
- 1067 John O'Neil (2002-2005)
- 889 Brian Hall (1999-2002)
- 749 Ryan Taggart (2008-2011)
- 689 Charlie Maloy (1950-1952)
- 681 Brion Stapp (1994-1997)
- 616 Pete Muldoon (1981-1984)
- 533 Dan Boland (1995-1998)

Most Completions

Single Game:

- 41 Dominic Randolph (Yale, 2008)
- 41 Dominic Randolph (Brown, 2008)
- 40 Ryan Taggart (New Hampshire, 2011)
- 38 Dominic Randolph (Bucknell, 2008)
- 38 Dominic Randolph (Brown, 2009)
- 36 Dominic Randolph (Georgetown, 2009)
- 35 Dominic Randolph (Fordham, 2008)
- 34 Dominic Randolph (Lafayette, 2006)
- 33 Dominic Randolph (Dartmouth, 2008)
- 32 Brian Hall (Lafayette, 2001)
- 32 Dominic Randolph (UMass, 2007)
- 32 Dominic Randolph (Fordham, 2007)
- 32 Ryan Taggart (Bucknell, 2011)

Single Season:

- 340 Dominic Randolph (2008)
- 310 Dominic Randolph (2009)
- 297 Dominic Randolph (2007)
- 268 Ryan Taggart (2011)
- 265 Jeff Wiley (1987)
- 232 Tom Ciaccio (1991)
- 230 Tom Ciaccio (1989)
- 215 John O'Neil (2003)
- 203 Jeff Wiley (1988)
- 196 Tom Ciaccio (1990)

Career:

- 1131 Dominic Randolph (2006-2009)
- 723 Jeff Wiley (1985-1988)
- 658 Tom Ciaccio (1988-1991)
- 596 John O'Neil (2002-2005)
- 503 Brian Hall (1999-2002)
- 455 Ryan Taggart (2008-2011)
- 348 Brion Stapp (1994-1997)
- 339 Peter Muldoon (1981-1984)
- 306 Charlie Maloy (1950-1952)
- 274 Dan Boland (1995-1998)

Highest Completion Percent

Single Game (minimum 10 attempts):

- 90.0 Phil O'Neil (Connecticut, 1968)
- 85.7 Tom Ciaccio (Northeastern, 1989)
- 85.7 John O'Neil (Lehigh, 2004)
- 82.6 Brian McSharry (Northeastern, 2006)
- 81.3 Brian Hall (Dartmouth, 2001)
- 81.2 Ryan Taggart (Colgate, 2011)
- 78.4 Dominic Randolph (Brown, 2007)
- 77.8 Tom Ciaccio (Lehigh, 1989)
- 77.6 Dominic Randolph (Bucknell, 2008)
- 77.1 Jeff Wiley (Brown, 1987)
- 77.1 Tom Ciaccio (Lafayette, 1991)

Single Season (minimum 100 attempts):

- 66.2 Jeff Wiley (1987)
- 65.4 Dominic Randolph (2008)
- 63.9 Dominic Randolph (2009)
- 63.4 Tom Ciaccio (1989)
- 62.3 Ryan Taggart (2011)
- 61.6 Dominic Randolph (2007)
- 61.5 Dominic Randolph (2006)
- 60.5 Tom Ciaccio (1990)
- 60.3 Tom Ciaccio (1991)
- 60.2 Brian McSharry (2006)

INDIVIDUAL RECORDS

Career (minimum 300 attempts):

- 63.3 Dominic Randolph (2006-2009)
- 61.3 Tom Ciaccio (1988-1991)
- 60.7 Ryan Taggart (2008-2011)
- 59.9 Jeff Wiley (1985-1988)
- 56.6 Brian Hall (1999-2002)
- 55.9 John O'Neil (2002-2005)
- 55.0 Peter Muldoon (1981-1984)
- 51.4 Dan Boland (1995-1998)
- 51.1 Brion Stapp (1995-1997)
- 50.8 Dave Boisture (1978-1981)

MOST TOUCHDOWNS

Single Game:

- 7 Jeff Wiley (Lehigh, 1987)
- 6 Dominic Randolph (Brown, 2007)
- 5 Peter Vaas (Temple, 1973)
- 5 Brian Hall (Dartmouth, 2001)
- 5 Brian Hall (Lafayette, 2001)
- 5 Dominic Randolph (Fordham, 2008)
- 5 Dominic Randolph (Northeastern, 2009)
- 4 Jim Hobin (Harvard, 1934)
- 4 Charlie Moloy (Brown, 1950)
- 4 Jeff Wiley (three times)
- 4 Tom Ciaccio (seven times)
- 4 Brian Hall (two times)
- 4 John O'Neil (two times)
- 4 Dominic Randolph (eight times)

Single Season:

- 34 Jeff Wiley (1987)
- 34 Dominic Randolph (2008)
- 34 Dominic Randolph (2009)
- 30 Dominic Randolph (2007)
- 25 Tom Ciaccio (1991)
- 24 Tom Ciaccio (1990)
- 23 Tom Ciaccio (1989)
- 20 Brian Hall (2001)
- 20 Brian Hall (2002)
- 19 John O'Neil (2003)
- 19 Dominic Randolph (2006)

Career:

- 117 Dominic Randolph (2006-2009)
- 72 Tom Ciaccio (1988-1991)
- 71 Jeff Wiley (1985-1988)
- 54 John O'Neil (2002-2005)
- 48 Brian Hall (1999-2002)
- 34 Charlie Maloy (1950-1952)
- 31 Ryan Taggart (2008-2011)
- 25 Peter Muldoon (1981-1984)
- 23 Pat McCarthy (1960-1962)
- 22 Brion Stapp (1995-1997)

HIGHEST PASS EFFICIENCY RATING

Single Season (minimum 100 attempts):

- 163.0 Jeff Wiley (1987)
- 146.3 Dominic Randolph (2009)
- 145.6 Tom Ciaccio (1989)
- 144.0 Tom Ciaccio (1990)
- 142.4 Dominic Randolph (2008)
- 141.6 Dominic Randolph (2007)
- 141.3 Dominic Randolph (2006)
- 138.0 Tom Ciaccio (1991)
- 135.5 Pete Muldoon (1984)
- 133.7 Brian Hall (2001)

Career (minimum 300 attempts):

- 143.1 Dominic Randolph (2006-2009)
- 142.2 Tom Ciaccio (1988-1991)
- 136.3 Jeff Wiley (1985-1988)
- 125.1 Ryan Taggart (2008-2011)
- 122.5 Pete Muldoon (1981-1984)
- 122.2 Brian Hall (1999-2002)
- 119.6 John O'Neil (2002-2005)
- 107.6 Tom Greene (1956-1958)
- 104.5 Dan Boland (1995-1998)
- 102.7 Phil O'Neil (1966-1968)

MOST 300-YARD GAMES

Single Season:

- 8 Dominic Randolph (2008)
- 7 Jeff Wiley (1987)
- 7 Dominic Randolph (2007)
- 6 Dominic Randolph (2009)
- 5 Tom Ciaccio (1991)
- 4 Jeff Wiley (1988)
- 4 Tom Ciaccio (1989)
- 4 Ryan Taggart (2011)
- 3 Tom Ciaccio (1990)

Career:

- 24 Dominic Randolph (2006-2009)
- 13 Jeff Wiley (1985-1988)
- 12 Tom Ciaccio (1988-1991)
- 4 Ryan Taggart (2008-2011)
- 3 Brian Hall (1999-2002)

Consecutive:

- 9 Dominic Randolph (2008-2009)
- 4 Jeff Wiley (1987)
- 4 Tom Ciaccio (1991)
- 3 Dominic Randolph (2007)

RECEIVING RECORDS

MOST RECEPTIONS

- Game: 15, Gordie Lockbaum (Villanova, 1987)
 Season: 90, Ari Confesor (2003)
 Career: 190, Jeff Laboranti (1994-1997)

MOST YARDS GAINED

- Play: 99, Eddie Jenkins from Colin Clapton (Boston University, 1970)
 Game: 216, Mark Roman (Brown, 1991)
 Season: 1213, Ari Confesor (2003)
 Career: 2352, Ari Confesor (2000-2003)

MOST YARDS PER RECEPTION

- Season: 22.3, Johnny Turco (1950)
 Career: 19.7, Johnny Turco (1949-1951)

MOST RECEPTIONS PER GAME

- Season: 7.5, Ari Confesor (2003)
 Career: 4.6, David Thompson (2000-2001)

MOST TOUCHDOWNS

- Game: 4, Chris Summers (Lafayette, 1993)
 4, Ari Confesor (Dartmouth, 2002)
 Season: 13, Chris Summers (1993)
 13, Jon Brock (2008)
 Career: 22, Sean Gruber (2002-2005)

TOP RECEIVING PERFORMANCES

MOST RECEPTIONS

Single Game:

- 15 Gordie Lockbaum (Villanova, 1987)
- 13 Craig Cerretani (Boston College, 1976)
- 13 Ari Confesor (San Diego, 2003)
- 13 Kyle Toulouse (New Hampshire, 2011)**
- 12 Jeff Laboranti (Dartmouth, 1997)
- 12 Ari Confesor (Dartmouth, 2000)
- 12 Gerald Mistretta (Dartmouth, 2011)**
- 11 Dave Quehl (Boston Univ., 1975)
- 11 Wally Dembowski (Boston College, 1986)
- 11 Wally Dembowski (Colgate, 1987)
- 11 Wally Dembowski (Brown, 1987)
- 11 Mark Roman (Brown, 1991)
- 11 Chris Summers (Yale, 1993)
- 11 David Thompson (Fordham, 2000)
- 11 Ari Confesor (Colgate, 2003)
- 11 Ryan Maher (UMass, 2007)
- 11 Mike Fess (New Hampshire, 2011)**

Single Season:

- 90 Ari Confesor (2003)
- 78 Gordie Lockbaum (1987)
- 75 Ryan Maher (2007)
- 69 Ryan Maher (2006)
- 68 Chris Summers (1993)
- 65 Wally Dembowski (1987)
- 63 Dave Quehl (1975)
- 63 Luke Chmielinski (2009)
- 62 Dave Quehl (1974)
- 62 Jeff Laboranti (1997)

INDIVIDUAL RECORDS

Career:

- 190 Jeff Laboranti (1994-1997)
- 182 Ari Confesor (2000-2003)
- 158 Mark Gallagher (1987-1990)
- 154 Steve Silva (2001-2005)
- 148 Ryan Maher (2004-2007)
- 144 Bobby Andrews (1995-1998)
- 138 Brett McDermott (2005-2008)
- 135 Gordie Lockbaum (1984-1987)
- 132 Luke Chmielinski (2007-2010)
- 130 Dave Quehl (1973-1975)
- 130 Thomas Harrison (2004-2007)

MOST YARDS GAINED

Single Play:

- 99 Eddie Jenkins (Boston U., 1970)
- 95 Mark Roman (Bucknell, 1991)
- 91 Rick Lane (Bucknell, 1987)
- 86 Steve Green (Fordham, 2000)
- 85 David Kasouf (St. Mary's, 1999)
- 84 Mark Roman (Brown, 1991)
- 78 John Ahern (1980)
- 77 Sean Gruber (Sacred Heart, 2005)
- 76 Bill Sexton (Buffalo, 1964)
- 75 Jim Marcellino (Richmond, 1964)
- 75 Gordie Lockbaum (Harvard, 1987)
- 75 Jack Lavalette (Harvard, 1990)
- 75 Jon Brock (Colgate, 2008)

Single Game:

- 216 Mark Roman (Brown, 1991)
- 211 David Kasouf (Fordham, 2002)
- 202 Mark Sheridan (Temple, 1973)
- 199 Ari Confesor (San Diego, 2003)
- 196 Gordie Lockbaum (Villanova, 1987)
- 170 Bill Cowley (Colgate, 1983)
- 169 Steve Green (Yale, 1999)
- 165 Ryan Maher (Lehigh, 2007)
- 164 David Kasouf (Colgate, 1999)
- 163 John Turco (Brown, 1950)
- 163 Dave Quehl (Boston Univ., 1974)
- 163 Dave Quehl (Furman, 1975)

Single Season:

- 1213 Ari Confesor (2003)
- 1152 Gordie Lockbaum (1987)
- 1057 Chris Summers (1993)
- 959 Dave Quehl (1975)
- 937 Mark Roman (1991)
- 927 Jon Brock (2008)
- 907 Ryan Maher (2007)
- 860 Gordie Lockbaum (1986)
- 859 Michael Lewis (1989)
- 819 Wally Dembowski (1987)

Career:

- 2352 Ari Confesor (2000-2003)
- 2274 Jeff Laboranti (1994-1997)
- 2239 Mark Gallagher (1987-1990)
- 2012 Gordie Lockbaum (1984-1987)
- 1871 Sean Gruber (2002-2005)
- 1837 Dave Quehl (1973-1975)
- 1742 Ryan Maher (2004-2007)
- 1736 Brett McDermott (2005-2008)
- 1721 Jon Brock (2005-2008)
- 1720 Thomas Harrison (2004-2007)

MOST YARDS PER RECEPTION

Single Season (minimum 15 receptions):

- 22.3 Johnny Turco (1950)
- 22.1 Lee Hull (1985)
- 21.4 Bill Cowley (1984)
- 20.7 David Kasouf (1999)
- 20.5 Johnny Turco (1951)
- 20.1 Charles Pacunas (1959)
- 19.1 Dick Berardino (1957)
- 18.7 Mark Roman (1991)
- 18.6 Bernie Buzynski (1959)
- 18.4 Chuck Mullen (1975)

Career (minimum 40 receptions):

- 19.7 Johnny Turco (1949-1951)
- 18.7 Mark Roman (1989-1991)
- 17.4 Lee Hull (1984-1987)
- 16.9 Bill Cowley (1981-1984)
- 16.8 Michael Lewis (1987-1990)
- 16.8 Dave Stecchi (1956-1958)
- 16.7 John Ahern (1977-1980)
- 16.6 Tom Hennessey (1960-1962)
- 16.4 Al Snyder (1960-1962)
- 16.3 Rick Lane (1983-1987)

MOST TOUCHDOWNS

Single Game:

- 4 Chris Summers (Lafayette, 1993)
- 4 Ari Confesor (Dartmouth, 2002)
- 3 Johnny Turco (Brown, 1950)
- 3 Mark Sheridan (Temple, 1973)
- 3 Bill Cowley (Colgate, 1983)
- 3 Mark Roman (Bucknell, 1991)
- 3 Jeff Laboranti (Columbia, 1997)
- 3 David Thompson (Dartmouth, 2001)
- 3 David Thompson (Lafayette, 2001)
- 3 Ryan Maher (Brown, 2007)
- 3 Jon Brock (Fordham, 2008)
- 3 Freddie Santana (Fordham, 2009)

Single Season:

- 13 Chris Summers (1993)
- 13 Jon Brock (2008)
- 11 Mark Roman (1991)
- 10 Michael Lewis (1989)
- 10 Ryan Maher (2007)
- 9 Johnny Turco (1950)
- 9 Gordie Lockbaum (1987)
- 9 David Thompson (2001)
- 9 Ari Confesor (2002)
- 9 Ari Confesor (2003)
- 9 Sean Gruber (2005)

Career:

- 22 Sean Gruber (2002-2005)
- 19 Ari Confesor (2000-2003)
- 18 Mark Gallagher (1987-1990)
- 18 Michael Lewis (1987-1990)
- 18 Jon Brock (2005-2008)
- 17 Gordie Lockbaum (1984-1987)
- 17 Freddie Santana (2007-2010)
- 16 Chris Summers (1990-1993)
- 16 Brian Hopkins (1994-1997)
- 16 Ryan Maher (2004-2007)
- 16 Bill Edger (2007-2010)

SCORING RECORDS

MOST POINTS SCORED

- Game: 36, Gill Fenerty (Columbia, 1983)
36, Gordie Lockbaum (Dartmouth, 1986)
- Season: 132, Gordie Lockbaum (1986)
132, Gordie Lockbaum (1987)
- Career: 264, Gordie Lockbaum (1984-1987)
264, Joe Segreti (1987-1990)

MOST TOUCHDOWNS

- Game: 6, Gill Fenerty (Columbia, 1983)
6, Gordie Lockbaum (Dartmouth, 1986)
- Season: 22, Gordie Lockbaum (1986)
22, Gordie Lockbaum (1987)
- Career: 44, Gordie Lockbaum (1984-1987)
44, Joe Segreti (1987-1990)

MOST TWO-POINT CONVERSIONS

- Game: 2, Pat McCarthy (Dartmouth, 1960)
2, Pat McCarthy (Connecticut, 1960)
- Season: 6, Pat McCarthy (1960) *
- Career: 13, Pat McCarthy (1960-1962) *

MOST TWO-POINT PASSES

- Career: 19, Pat McCarthy (1960-1962) *

INDIVIDUAL RECORDS

TOP SCORING PERFORMANCES

Most Points Scored

Single Game:

- 36 Gill Fenerty (Columbia, 1983)
- 36 Gordie Lockbaum (Dartmouth, 1986)
- 30 Johnny Turco (Brown, 1950)
- 29 John Kenney (Worcester Tech, 1898)
- 24 John Provost (Brown, 1974)
- 24 Gordie Lockbaum (Bucknell, 1987)
- 24 Joe Segreti (Lehigh, 1988)
- 24 Joe Segreti (Brown, 1988)
- 24 Chris Summers (Lafayette, 1993)
- 24 Ari Confesor (Dartmouth, 2002)
- 24 Steve Silva (Sacred Heart, 2005)
- 24 Steve Silva (Bucknell, 2005)
- 24 Mike Kielt (Dartmouth, 2008)

Single Season:

- 132 Gordie Lockbaum (1986)
- 132 Gordie Lockbaum (1987)
- 120 Joe Segreti (1988)
- 102 Johnny Turco (1950)
- 90 Gill Fenerty (1983)
- 90 Steve Silva (2005)
- 86 Matt Partain (2007)
- 84 Jerome Fuller (1991)
- 84 Matt Partain (2008)
- 80 Pat McCarthy (1962)

Career:

- 264 Gordie Lockbaum (1984-1987)
- 264 Joe Segreti (1987-1990)
- 228 Steve Silva (2001-2005)
- 222 Tony Melink (1981-1984)
- 206 Mike DeSantis (2003-2006)
- 205 Anthony Pignio (1991-1994)
- 176 Pat McCarthy (1960-1962)
- 174 John Turco (1949-1951)
- 170 Matt Partain (2005-2008)
- 168 Gill Fenerty (1983-1985)

Most Touchdowns

Single Game:

- 6 Gill Fenerty (Columbia, 1983)
- 6 Gordie Lockbaum (Dartmouth, 1986)
- 5 John Kenney (Worcester Tech, 1898)
- 5 Johnny Turco (Brown, 1950)
- 4 John Provost (Brown, 1974)
- 4 Gordie Lockbaum (Bucknell, 1987)
- 4 Joe Segreti (Lehigh, 1988)
- 4 Joe Segreti (Brown, 1988)
- 4 Chris Summers (Lafayette, 1993)
- 4 Ari Confesor (Dartmouth, 2002)
- 4 Steve Silva (Sacred Heart, 2005)
- 4 Steve Silva (Bucknell, 2005)
- 4 Mike Kielt (Dartmouth, 2008)

Single Season:

- 22 Gordie Lockbaum (1986)
- 22 Gordie Lockbaum (1987)
- 20 Joe Segreti (1988)
- 17 Johnny Turco (1950)
- 15 Gill Fenerty (1983)
- 15 Steve Silva (2005)
- 14 Jerome Fuller (1991)
- 13 Tom Kelleher (1987)
- 13 Joe Segreti (1989)
- 13 Chris Summers (1993)
- 13 Jon Brock (2008)

Career:

- 44 Gordie Lockbaum (1984-1987)
- 44 Joe Segreti (1987-1990)
- 38 Steve Silva (2001-2005)
- 29 Johnny Turco (1949-1951)
- 28 Gill Fenerty (1983-1985)
- 25 Pat McCarthy (1960-1962)
- 24 Joe Wilson (1970-1972)
- 23 Stan Koslowski (1943-1945)
- 23 Chuck Doyle (1983-1985)
- 23 Ari Confesor (2000-2003)
- 23 Sean Gruber (2002-2005)

Most Two-Point Conversions

Single Season:

- 6 Pat McCarthy (1960) *
- 4 Tom Greene (1958)
- 4 Bernard Buzyniski (1960)
- 4 Pat McCarthy (1962)

Career:

- 13 Pat McCarthy (1960-1962) *
- 5 Tom Hennessey (1960-1962)
- 5 Al Snyder (1960-1962)
- 5 David Thompson (2000-2001)
- 4 Tom Greene (1956-1958)
- 4 Bernard Buzyniski (1958-1960)

* NCAA Division I-A record

PLACEKICKING RECORDS

Most Field Goals Made

- Game: 5, Chris Vella (Army, 2002)
- Season: 12, Billy Young (1986)
- 12, Anthony Pignio (1994)
- 12, Chris Vella (2002)
- 12, Matt Partain (2007)
- 12, Matt Partain (2008)
- 12, John Macomber (2011)**

- Career: 37, Anthony Pignio (1991-1994)
- Consec.: 9, Jerry Kelley (1972-1973)
- 9, Billy Young (1985-1986)
- 9, Mike DeSantis (2003-2004)

Most Field Goal Attempts

- Game: 5, Chris Vella (Army, 2002)
- Season: 21, Billy Young (1986)
- Career: 58, Anthony Pignio (1991-1994)

Highest Field Goal Percent

- Season: 85.7, Chris Vella (12-14, 2002)
- Career: 77.3, Rob Dornfried (17-22, 2007-2010)

Most PATs Made

- Game: 9, Scott Kania (Lehigh, 1987)
- Season: 59, Scott Kania (1987)
- Career: 134, Mike DeSantis (2003-2006)
- Consec.: 74, Matt Partain (2007-2008)

Most PAT Attempts

- Season: 67, Scott Kania (1987)
- Career: 146, Mike DeSantis (2003-2006)

Highest PAT Percent

- Game: 100.0, Scott Kania (9-9, Lehigh, 1987)
- Season: 100.0, Matt Partain (50-50, 2007)
- Career: 99.0, Matt Partain (98-99, 2005-2008)

Longest Field Goal

- Play: 49, Matt Partain (Dartmouth, 2007)

TOP PLACEKICKING PERFORMANCES

Most Field Goals Made

Single Game:

- 5 Chris Vella (Army, 2002)
- 3 Mike Kaminski (UMass, 1966)
- 3 Jerry Kelley (UMass, 1974)
- 3 Billy Young (Colgate, 1986)
- 3 Anthony Pignio (Dartmouth, 1991)
- 3 Anthony Pignio (Lafayette, 1994)
- 3 Dana Fiatarone (Columbia, 1996)
- 3 Mike DeSantis (Dartmouth, 2006)

Single Season:

- 12 Billy Young (1986)
- 12 Anthony Pignio (1994)
- 12 Chris Vella (2002)
- 12 Matt Partain (2007)
- 12 Matt Partain (2008)
- 12 John Macomber (2011)**
- 11 Tony Melink (1984)
- 11 Jamie Gornell (1995)
- 10 Anthony Pignio (1992)
- 10 Rob Dornfried (2010)

INDIVIDUAL RECORDS

Career:

- 37 Anthony Pignio (1991-1994)
- 33 Tony Melink (1981-1984)
- 24 Jerry Kelley (1972-1975)
- 24 Mike DeSantis (2003-2006)
- 24 Matt Partain (2005-2008)
- 21 Billy Young (1985-1986)
- 21 Dana Fiatarone (1995-1998)
- 17 Rob Dornfried (2007-2010)
- 14 Mike Kaminski (1965-1967)
- 12 Chris Vella (2000-2002)
- 12 John Macomber (2010-present)**

Consecutive:

- 9 Jerry Kelley (1972-1973)
- 9 Billy Young (1985-1986)
- 9 Mike DeSantis (2003-2004)
- 7 Dana Fiatarone (1996)
- 7 Chris Vella (2002)
- 7 John Macomber (2011)**
- 6 Mike DeSantis (2005-2006)
- 6 Matt Partain (2007)
- 5 Larry Lowery (1924-1926)
- 5 Chris Vella (2002)
- 5 Rob Dornfried (2010)

MOST PATs MADE

Single Game:

- 9 Scott Kania (Lehigh, 1987)
- 8 Tony Melink (Columbia, 1983)
- 8 Ryan Rolfert (Lafayette, 2001)
- 8 Mike DeSantis (Sacred Heart, 2005)
- 8 Matt Partain (Lehigh, 2007)
- 7 Ed Murphy (Boston College, 1942)
- 7 Sean Keegan (URI, 1988)
- 7 Sean Keegan (Northeastern, 1988)
- 7 Scott Kania (Brown, 1989)
- 7 Pat Kenny (Brown, 1990)
- 7 Rob Dornfried (Sacred Heart, 2009)

Single Season:

- 59 Scott Kania (1987)
- 50 Matt Partain (2007)
- 48 Matt Partain (2008)
- 46 Anthony Pignio (1991)
- 42 Scott Kania (1989)
- 40 Sean Keegan (1988)
- 40 Rob Dornfried (2009)
- 39 Mike DeSantis (2005)
- 38 Tony Melink (1983)
- 35 Pat Kenny (1990)

Career:

- 134 Mike DeSantis (2003-2006)
- 123 Tony Melink (1981-1984)
- 110 Scott Kania (1987-1990)
- 98 Matt Partain (2005-2008)
- 94 Anthony Pignio (1991-1994)
- 72 John Feltch (1949-1951)
- 71 Jerry Kelley (1972-1975)
- 67 Rob Dornfried (2007-2010)
- 58 Dana Fiatarone (1996-1998)
- 56 Ryan Rolfert (1999-2002)

Consecutive:

- 74 Matt Partain (2007-2008)
- 58 Anthony Pignio (1991-1993)
- 40 Mike DeSantis (2003-2004)
- 35 Rob Dornfried (2009-2010)
- 33 Anthony Pignio (1993-1994)
- 32 Ryan Rolfert (2001-2002)
- 32 Mike DeSantis (2004-2005)
- 27 Billy Young (1985-1986)
- 26 Matt Michaud (1979-1980)
- 25 Tony Melink (1982-1983)
- 25 Dana Fiatarone (1996-1997)

HIGHEST PAT PERCENT

Single Game (minimum seven attempts):

- 100.0 Scott Kania (9-9, Lehigh, 1987)
- 100.0 Mike DeSantis (8-8, Sacred Heart, 2005)
- 100.0 Matt Partain (8-8, Lehigh, 2007)
- 100.0 Sean Keegan (7-7, URI, 1988)
- 100.0 Sean Keegan (7-7, Northeastern, 1988)
- 100.0 Scott Kania (7-7, Brown, 1989)
- 100.0 Pat Kenny (7-7, Brown, 1990)
- 100.0 Rob Dornfried (7-7, Sacred Heart, 2009)

Single Season (minimum 20 attempts):

- 100.0 Matt Partain (50-50, 2007)
- 100.0 Ryan Rolfert (29-29, 2001)
- 100.0 Dana Fiatarone (22-22, 1996)
- 98.0 Matt Partain (48-49, 2008)
- 97.6 Rob Dornfried (40-41, 2009)
- 97.4 Tony Melink (38-39, 1983)
- 96.7 Mike DeSantis (29-30, 2004)
- 96.4 Tony Melink (27-28, 1981)
- 95.8 Jerry Kelley (23-24, 1973)
- 95.5 Jerry Kelley (21-22, 1974)

Career (minimum 40 attempts):

- 99.0 Matt Partain (98-99, 2005-2008)
- 95.9 Anthony Pignio (94-98, 1991-1994)
- 95.1 Dana Fiatarone (58-61, 1996-1998)
- 94.6 Tony Melink (123-130, 1981-1984)
- 93.0 Sean Keegan (40-43, 1988)
- 92.7 Billy Young (51-55, 1983-1986)
- 92.2 Jerry Kelley (71-77, 1972-1975)
- 91.8 Mike DeSantis (134-146, 2003-2006)
- 91.8 Rob Dornfried (67-73, 2007-2010)
- 90.2 Matt Michaud (46-51, 1977-1980)

LONGEST FIELD GOALS

Single Play:

- 49 Matt Partain (Dartmouth, 2007)
- 48 Billy Young (Lafayette, 1986)
- 47 Larry Lowrey (Bucknell, 1925)
- 46 Anthony Pignio (Bucknell, 1994)
- 46 Matt Partain (Brown, 2008)
- 45 Tony Melink (Massachusetts, 1983)
- 45 Tony Melink (Rhode Island, 1984)
- 45 Dana Fiatarone (Harvard, 1997)
- 44 Mike Kaminski (Boston Coll. 1966)
- 44 Mike Kaminski (Boston Coll. 1966)
- 44 Tony Melink (Massachusetts, 1981)
- 44 Tony Melink (Harvard, 1983)
- 44 Paul Tearson (UMass, 2011)

TOTAL OFFENSE RECORDS

MOST YARDS GAINED

- Game: 491, Tom Ciaccio (Villanova, 1989)
Season: 4256, Dominic Randolph (2009)
Career: 14240, Dominic Randolph (2006-2009)

MOST PLAYS

- Game: 73, Ryan Taggart (Bucknell, 2011)
Season: 598, Dominic Randolph (2009)
Career: 2064, Dominic Randolph (2006-2009)

MOST YARDS PER PLAY

- Season: 8.4, Jeff Wiley (1987)
Career: 7.1, Tom Ciaccio (1988-1991)

MOST YARDS PER GAME

- Season: 356.1, Dominic Randolph (2008)
Career: 331.2, Dominic Randolph (2006-2009)

TOUCHDOWNS RESPONSIBLE FOR

- Game: 7, Jeff Wiley (Lehigh, 1987)
Season: 41, Dominic Randolph (2009)
Career: 133, Dominic Randolph (2006-2009)

TOP TOTAL OFFENSE PERFORMANCES

MOST YARDS GAINED

Single Game:

- 491 Tom Ciaccio (Villanova, 1989)
- 473 Dominic Randolph (Colgate, 2007)
- 467 Ryan Taggart (New Hampshire, 2011)
- 458 Brian Hall (Lafayette, 2001)
- 449 Dominic Randolph (Brown, 2009)
- 441 Dominic Randolph (Brown, 2008)
- 431 Dominic Randolph (Lafayette, 2008)
- 431 Dominic Randolph (Georgetown, 2009)
- 428 Jeff Wiley (Massachusetts, 1987)
- 426 Ryan Taggart (Dartmouth, 2011)

INDIVIDUAL RECORDS

Single Season:

1. 4256 Dominic Randolph (2009)
2. 3917 Dominic Randolph (2008)
3. 3741 Dominic Randolph (2007)
4. 3722 Jeff Wiley (1987)
5. 3444 Ryan Taggart (2011)
6. 3199 Tom Ciaccio (1989)
7. 3132 Tom Ciaccio (1991)
8. 2735 Tom Ciaccio (1990)
9. 2713 Jeff Wiley (1988)
10. 2708 John O'Neil (2003)

Career:

1. 14240 Dominic Randolph (2006-2009)
2. 9877 Jeff Wiley (1985-1988)
3. 9066 Tom Ciaccio (1988-1991)
4. 7147 John O'Neil (2002-2005)
5. 6798 Brian Hall (1999-2002)
6. 5637 Ryan Taggart (2008-2011)
7. 5547 Peter Muldoon (1981-1984)
8. 4534 Pat McCarthy (1960-1962)
9. 4148 Charlie Maloy (1950-1952)
10. 3950 Brion Stapp (1995-1997)

TOUCHDOWNS RESPONSIBLE FOR

Single Game:

1. 7 Jeff Wiley (Lehigh, 1987)
2. 6 Gill Fenerty (Columbia, 1983)
- 6 Gordie Lockbaum (Dartmouth, 1986)
- 6 Brian Hall (Lafayette, 2001)
- 6 Steve Silva (Sacred Heart, 2005)
- 6 Dominic Randolph (Brown, 2007)
- 6 Dominic Randolph (Colgate, 2009)

Single Season:

1. 41 Dominic Randolph (2009)
2. 38 Dominic Randolph (2008)
3. 34 Jeff Wiley (1987)
- 34 Dominic Randolph (2007)
5. 31 Tom Ciaccio (1989)
6. 29 Tom Ciaccio (1990)
7. 27 Tom Ciaccio (1991)
8. 24 Ryan Taggart (2011)
9. 23 Gordie Lockbaum (1987)
- 23 Brian Hall (2001)
- 23 Brian Hall (2002)

Career:

1. 133 Dominic Randolph (2006-2009)
2. 87 Tom Ciaccio (1988-1991)
3. 76 Jeff Wiley (1985-1988)
4. 66 Brian Hall (1999-2002)
5. 57 John O'Neil (2002-2005)
6. 51 Charlie Maloy (1950-1952)
7. 48 Pat McCarthy (1960-1962)
8. 45 Pete Muldoon (1981-1984)
- 45 Gordie Lockbaum (1984-1987)
10. 44 Joe Segreti (1987-1990)

ALL-PURPOSE YARD RECORDS

MOST YARDS GAINED

- Game: 353, Steve Silva (Dartmouth, 2005)
Season: 2173, Gordie Lockbaum (1986)
Career: 5370, Ari Confesor (2000-2003)

MOST YARDS PER GAME

- Season: 213.4, Steve Silva (2005)
Career: 157.7, Gill Fenerty (1983-1985)

TOP ALL-PURPOSE YARD PERFORMANCES

MOST YARDS GAINED

Single Game:

1. 353 Steve Silva (Dartmouth, 2005)
2. 337 Gill Fenerty (Columbia, 1983)
3. 327 Ari Confesor (Army, 2002)
4. 318 Ari Confesor (Harvard, 2002)
5. 309 Gill Fenerty (Harvard, 1985)
6. 296 Ari Confesor (San Diego, 2003)
7. 289 Gill Fenerty (Yale, 1985)
8. 274 Joe Wilson (Rutgers, 1972)
9. 270 Gordie Lockbaum (Bucknell, 1987)
10. 250 Steve Silva (Yale, 2005)

Single Season:

1. 2173 Gordie Lockbaum (1986)
2. 2134 Steve Silva (2005)
3. 2072 Ari Confesor (2003)
4. 2041 Gordie Lockbaum (1987)
5. 1997 Ari Confesor (2002)
6. 1970 Gill Fenerty (1985)
7. 1800 Jerome Fuller (1991)
8. 1663 Steve Silva (2004)
9. 1512 Gill Fenerty (1983)
10. 1460 Joe Segreti (1988)

Career:

1. 5370 Ari Confesor (2000-2003)
2. 5153 Steve Silva (2001-2005)
3. 4889 Gill Fenerty (1983-1985)
4. 4321 Gordie Lockbaum (1984-1987)
5. 4028 Joe Segreti (1987-1990)
6. 3501 Larry Ewald (1976-1979)
7. 3476 Mark Gallagher (1987-1990)
8. 3101 Gideon Akande (2002-2005)
9. 3057 Jerome Fuller (1988-1991)
10. 2834 J.R. Walz (1994-1998)

MOST YARDS PER GAME

Single Season:

1. 213.4 Steve Silva (2005)
2. 197.5 Gordie Lockbaum (1986)
3. 197.0 Gill Fenerty (1985)
4. 185.5 Gordie Lockbaum (1987)
5. 172.7 Ari Confesor (2003)
6. 166.4 Ari Confesor (2002)
7. 163.6 Jerome Fuller (1991)
8. 151.2 Gill Fenerty (1983)
9. 151.2 Steve Silva (2004)
10. 132.7 Joe Segreti (1988)

Career:

1. 157.7 Gill Fenerty (1983-1985)
2. 124.9 Ari Confesor (2000-2003)
3. 122.7 Steve Silva (2001-2005)
4. 105.4 Gordie Lockbaum (1984-1987)
5. 100.7 Joe Segreti (1987-1990)
6. 92.3 Al Snyder (1960-1962)
7. 90.3 Tom Hennessey (1960-1962)
8. 90.1 John Turco (1949-1951)
9. 87.3 Jerome Fuller (1988-1991)
10. 86.9 Joe Wilson (1970-1972)

KICKOFF RETURN RECORDS

MOST RETURNS

- Game: 7, Gordie Lockbaum (Boston College, 1986)
7, Vernell Shaw (Lehigh, 1999)
Season: 33, Ari Confesor (2002)
Career: 103, Ari Confesor (2000-2003)

MOST YARDS GAINED

- Return: 100, Anthony Manfreda (Boston U., 1929)
Game: 212, Casey Gough (San Diego, 2004)
Season: 841, Ari Confesor (2002)
Career: 2267, Ari Confesor (2000-2003)

MOST YARDS PER RETURN

- Season: 30.8, Tom Hennessey (1960)
Career: 25.7, Brett McDermott (2005-2008)

MOST TOUCHDOWNS

- Season: 2, Tom Hennessey (1960)
Career: 2, Tom Hennessey (1960-1962)

INDIVIDUAL RECORDS

TOP KICKOFF RETURN PERFORMANCES

Most Returns

Single Game:

- 7 Gordie Lockbaum (Boston College, 1986)
- 7 Vernell Shaw (Lehigh, 1999)
- 6 Fran Meagher (Boston College, 1970)
- 6 Jim Cook (Dartmouth, 1992)
- 6 Anthony Pignio (Penn, 1994)
- 6 Ari Confesor (Penn, 2001)
- 6 Ari Confesor (Lehigh, 2001)
- 6 Ari Confesor (Colgate, 2002)
- 6 Alex Johnson (Harvard, 2010)

Single Season:

- 33 Ari Confesor (2002)
- 32 Ari Confesor (2001)
- 31 Ari Confesor (2003)
- 31 Alex Johnson (2009)
- 30 Casey Gough (2006)
- 26 Larry Ewald (1977)
- 25 Fran Meagher (1972)
- 25 Josh Jenkins (2008)
- 23 Anthony Pignio (1994)
- 22 Jim Cook (1992)
- 22 Joe Chambers (1996)
- 22 Vernell Shaw (1999)

Career:

- 103 Ari Confesor (2000-2003)
- 71 Larry Ewald (1976-1979)
- 69 Casey Gough (2003-2007)
- 50 Robert Sewell (1994-1997)
- 49 Alex Johnson (2007-2010)
- 48 Fran Meagher (1970-1972)
- 45 Vernell Shaw (1998-2001)
- 42 John Ahern (1977-1980)
- 40 Gideon Akande (2002-2005)
- 39 Jim Cook (1992-1994)

Most Yards Gained

Single Play:

- 100 Anthony Manfreda (Boston U., 1929)
- 97 John Turco (Boston College, 1950)
- 97 John Ahern (Dartmouth, 1979)
- 95 Ari Confesor (Army, 2002)
- 93 **Andrew Zitnik (Colgate, 2010)**
- 92 Casey Gough (San Diego, 2004)
- 90 Robert Sewell (Lafayette, 1995)
- 88 Brett McDermott (UMass, 2008)
- 86 Brian Doherty (UHN, 1978)
- 84 Joe Segreti (Rhode Island, 1988)
- 84 Steve Silva (Yale, 2005)
- 84 Case Gough (Bucknell, 2005)

Single Game:

- 212 Casey Gough (San Diego, 2004)
- 209 Ari Confesor (Army, 2002)
- 176 Fran Meagher (Boston College, 1972)
- 173 Casey Gough (Bucknell, 2005)
- 169 Johnny Turco (Boston College, 1960)
- 158 Ari Confesor (Harvard, 2002)
- 143 Brett McDermott (UMass, 2008)
- 140 **Andrew Zitnik (Colgate, 2010)**
- 136 Alex Johnson (Colgate, 2009)
- 132 Brett McDermott (Colgate, 2007)
- 132 **Andrew Zitnik (Lehigh, 2010)**

Single Season:

- 841 Ari Confesor (2002)
- 700 Ari Confesor (2003)
- 686 Alex Johnson (2009)
- 632 Casey Gough (2006)
- 614 Ari Confesor (2001)
- 534 Fran Meagher (1970)
- 480 Anthony Pignio (1994)
- 473 Gideon Akande (2004)
- 466 Josh Jenkins (2008)
- 462 Steve Silva (2005)

Career:

- 2267 Ari Confesor (2000-2003)
- 1742 Casey Gough (2003-2007)
- 1381 Larry Ewald (1976-1979)
- 1143 Fran Meagher (1970-1972)
- 1056 Alex Johnson (2007-2010)
- 1033 Robert Sewell (1994-1997)
- 895 John Ahern (1977-1980)
- 847 Gideon Akande (2002-2005)
- 837 Steve Silva (2001-2005)
- 816 Vernell Shaw (1998-2001)

Most Yards Per Return

Single Season (minimum 10 returns):

- 30.8 Tom Hennessey (1960)
- 29.1 **Andrew Zitnik (2010)**
- 28.9 Casey Gough (2004)
- 28.2 Fran Meagher (1972)
- 27.4 Johnny Turco (1950)
- 26.4 Brett McDermott (2008)
- 26.1 Brian Flatley (1965)
- 25.9 Steve Silva (2004)
- 25.5 Ari Confesor (2002)
- 24.8 Brett McDermott (2007)

Career (minimum 25 returns):

- 25.7 Brett McDermott (2005-2008)
- 25.2 Casey Gough (2003-2007)
- 25.0 **Andrew Zitnik (2010-present)**
- 24.9 Tom Hennessey (1960-1962)
- 24.6 Steve Silva (2001-2005)
- 23.8 Fran Meagher (1970-1972)
- 22.0 Ari Confesor (2000-2003)
- 21.7 Gordie Lockbaum (1984-1987)
- 21.6 Alex Johnson (2007-2010)
- 21.3 Tim Donovan (1986-1989)

PUNT RETURN RECORDS

Most Returns

- Game: 9, Vernell Shaw (Towson, 2000)
Season: 44, Mark Gallagher (1990)
Career: 96, Mark Gallagher (1987-1990)

Most Yards Gained

- Return: 87, Steve Silva (Dartmouth, 2005)
Game: 167, Steve Silva (Dartmouth, 2005)
Season: 533, Tom Murphy (1951)
Career: 806, Mark Gallagher (1987-1990)

Most Yards Per Return

- Season: 21.3, Tom Murphy (1951)
Career: 18.2, John Provost (1972-1974)

Most Touchdowns

- Game: 2, Stan Koslowski (Brown, 1943)
2, John Provost (Brown, 1974)
Season: 3, Tom Murphy (1951)
Career: 4, John Provost (1972-1974)

TOP PUNT RETURN PERFORMANCES

Most Returns

Single Game:

- 9 Vernell Shaw (Towson, 2000)
- 8 Stan Koslowski (Dartmouth, 1943)
- 7 Mark Gallagher (Harvard, 1990)
- 7 Mark Gallagher (Brown, 1990)
- 7 Jim Cook (Harvard, 1992)
- 6 Vernell Shaw (Georgetown, 2000)
- 6 Ari Confesor (Towson, 2003)
- 6 Steve Silva (Dartmouth, 2005)

INDIVIDUAL RECORDS

Single Season:

1. 44 Mark Gallagher (1990)
2. 40 Stan Koslowski (1943)
3. 35 Jim Cook (1992)
4. 32 Mike Morgan (1984)
5. 30 Jim Boyle (1981)
30 Tom Bestpitch (1998)
7. 29 Julio Fernandez (1986)
8. 28 Mark Gallagher (1989)
28 Vernell Shaw (2000)
28 Josh Jenkins (2007)

Career:

1. 96 Mark Gallagher (1987-1990)
2. 64 Tom Bestpitch (1996-1999)
64 Josh Jenkins (2007-2011)
4. 56 Julio Fernandez (1985-1988)
5. 55 Ari Confesor (2000-2003)
6. 52 Jim Boyle (1981-1983)
7. 50 Tom Murphy (1951-1953)
50 Jim Cook (1992-1994)
9. 48 Glenn Verrette (1976-1979)
10. 43 Bob Lawson (1966-1967)

MOST YARDS GAINED

Single Play:

1. 87 Steve Silva (Dartmouth, 2005)
2. 85 John Turco (Colgate, 1950)
85 John Provost (Brown, 1974)
85 Ari Confesor (Harvard, 2002)
85 Freddie Santana (Howard, 2010)
6. 66 Steve Silva (Lehigh, 2005)
7. 62 Mark Gallagher (URI, 1988)
8. 57 Matt Fanning (Fordham, 2005)
9. 50 Ari Confesor (Georgetown, 2002)

Single Game:

1. 167 Steve Silva (Dartmouth, 2005)
2. 144 John Provost (Brown, 1974)
3. 124 John Turco (Colgate, 1950)
4. 112 Ari Confesor (Georgetown, 2002)
5. 107 Vernell Shaw (Towson, 2000)
6. 103 Ari Confesor (Harvard, 2002)

Single Season:

1. 533 Tom Murphy (1951)
2. 395 Steve Silva (2005)
3. 345 Mark Gallagher (1990)
4. 322 Ari Confesor (2002)
5. 293 Vernell Shaw (2000)
6. 281 Jim Cook (1992)
7. 268 Freddie Santana (2010)
8. 250 Mark Gallagher (1989)
9. 246 Tom Bestpitch (1998)
10. 238 John Provost (1974)
238 Michael Coleman (2001)

Career:

1. 806 Mark Gallagher (1987-1990)
2. 801 Tom Murphy (1951-1953)
3. 600 Ari Confesor (2000-2003)
4. 514 Tom Bestpitch (1996-1999)
5. 480 Steve Silva (2001-2005)
6. 447 Johnny Turco (1949-1951)
7. 432 Josh Jenkins (2007-2011)
8. 418 John Provost (1972-1974)
9. 395 Freddie Santana (2007-2010)
10. 380 Jim Cook (1992-1994)

MOST YARDS PER RETURN

Single Season (minimum 10 returns):

1. 21.3 Tom Murphy (1951)
2. 18.3 John Provost (1974)
3. 18.0 Steve Silva (2005)
4. 16.8 Freddie Santana (2010)
5. 16.0 John Turco (1951)
6. 15.5 Rohan Bradley (1973)
7. 14.6 Ari Confesor (2002)
8. 12.8 Bill Stachowski (1968)
9. 11.2 Gerry O'Leary (1952)
10. 11.1 Glenn Verrette (1979)

Career (minimum 20 returns):

1. 18.2 John Provost (1972-1974)
2. 17.1 Steve Silva (2001-2004)
3. 16.0 Tom Murphy (1951-1953)
4. 16.0 Johnny Turco (1949-1951)
5. 13.5 Pat Smith (1991-1994)
6. 12.6 Al Snyder (1960-1962)
7. 12.3 Freddie Santana (2007-2010)
8. 11.1 Matt Fanning (2003-2006)
9. 10.9 Ari Confesor (2000-2003)
10. 10.0 Vernell Shaw (1998-2001)

PUNTING RECORDS

MOST PUNTS

Game: 13, Rich Pelletier (Boston College, 1970)
Season: 79, Joe Repshis (1996)
Career: 226, Jeff Meader (1990-1993)

MOST PUNTING YARDS

Punt: 97, Jim Hobin (Temple, 1934)
Game: 521, Rich Pelletier (Boston College, 1970)
Season: 2950, Joe Repshis (1997)
Career: 8575, Jeff Meader (1990-1993)

MOST YARDS PER PUNT

Game: 48.3, Jeff Meader (UMass, 1991)
Season: 41.5, Mark Becker (1970)
Career: 39.8, Frank Traupman (1997-2000)

TOP PUNTING PERFORMANCES

MOST PUNTS

Single Game:

1. 13 Rich Pelletier (Boston College, 1970)
2. 12 Stan Koslowski (Dartmouth, 1943)
12 Lou O'Donnell (Boston College, 1959)
12 Jack Leonard (Syracuse, 1968)

Single Season:

1. 79 Joe Repshis (1996)
2. 77 Tim Barry (1980)
3. 74 Jack Leonard (1968)
74 Joe Repshis (1997)
5. 71 Charlie Farrell (1965)
71 Bob Morton (1974)
7. 68 Pat McCarthy, Jr. (1983)
68 Jeff Meader (1993)
9. 67 Frank Traupman (1999)
10. 66 Bob Morton (1976)
66 Jeff Meader (1992)

Career:

1. 226 Jeff Meader (1990-1993)
2. 210 Tim Barry (1978-1981)
3. 198 Ryan McManaway (2003-2006)
4. 194 Frank Traupman (1997-2000)
5. 169 Bob Morton (1973-1977)
6. 153 Joe Repshis (1995-1998)
7. 140 Jack Leonard (1967-1969)
8. 138 Pat McCarthy, Jr. (1983-1985)
9. 124 Jack Phelps (1985-1988)
10. 123 Rich Pelletier (1970-1972)

MOST PUNTING YARDS

Single Play:

1. 97 Jim Hobin (Temple, 1934)
2. 80 Mark Becker (Army, 1970)
3. 77 Frank Traupman (Yale, 1999)
4. 73 Tim Barry (Dartmouth, 1981)
73 Ryan Rolfert (Bucknell, 2001)
73 Mike Holloway (Lafayette, 2007)
7. 70 Ryan Rolfert (Dartmouth 2001)
8. 69 Joe Repshis (Harvard, 1997)
9. 68 Don Lemieux (Brown, 2009)
10. 67 Jack Phelps (Boston College, 1986)

Single Game:

1. 521 Rich Pelletier (Boston College, 1970)
2. 427 Stan Koslowski (Cornell, 1943)
3. 386 Walter Sheridan (Torpedo Raiders, 1944)
4. 373 Pat McCarthy, Jr. (Boston College, 1985)
5. 359 Don Lemieux (Georgetown, 2010)
6. 346 Jeff Meader (Dartmouth, 1993)
7. 341 Craig Cerratani (Furman, 1975)
8. 330 Jeff Meader (Princeton, 1993)
9. 328 Mike Holloway (UMass, 2007)

INDIVIDUAL RECORDS

Single Season:

1. 2950 Joe Repshis (1997)
2. 2889 Joe Repshis (1996)
3. 2721 Tim Barry (1980)
4. 2660 Jeff Meader (1993)
5. 2655 Frank Traupman (1999)
6. 2618 Jack Leonard (1968)
7. 2597 Pat McCarthy, Jr. (1983)
8. 2551 Frank Traupman (2000)
9. 2538 Charlie Farrell (1965)
10. 2520 Frank Traupman (1998)

Career:

1. 8575 Jeff Meader (1990-1993)
2. 7769 Tim Barry (1978-1981)
3. 7726 Frank Traupman (1998-2000)
4. 6886 Ryan McManaway (2003-2006)
5. 5839 Joe Repshis (1995-1998)
6. 5786 Bob Morton (1975-1979)
7. 5202 Pat McCarthy, Jr. (1983-1985)
8. 4793 Jack Leonard (1967-1969)
9. 4574 Jack Phelps (1985-1988)
10. 4547 Rich Pelletier (1970-1972)

MOST YARDS PER PUNT

Single Game (minimum 5 punts):

1. 48.3 Jeff Meader (Massachusetts, 1991)
2. 48.3 Walter Sheridan (Torpedo Raiders, 1944)
3. 47.0 Don Lemieux (UMass, 2010)
4. 46.0 Frank Traupman (St. Mary's, 1999)
5. 45.6 Pat McCarthy, Jr. (Connecticut, 1983)
6. 45.4 Jeff Meader (Massachusetts, 1992)
7. 45.2 Frank Traupman (Lafayette, 2000)
8. 44.9 Don Lemieux (Georgetown, 2010)
9. 44.4 Frank Traupman (Lehigh, 2000)
10. 43.0 Frank Traupman (Colgate, 2000)

Single Season (minimum 20 punts):

1. 41.5 Mark Becker (1970)
2. 41.1 Frank Traupman (2000)
3. 41.1 Tim Barry (1978)
4. 40.6 Jeff Meader (1991)
5. 39.9 Joe Repshis (1997)
6. 39.8 Stan Koslowski (1945)
7. 39.6 Frank Traupman (1999)
8. 39.4 Tim Barry (1981)
9. 39.1 Jeff Meader (1993)
10. 39.1 Don Lemieux (2010)

Career (minimum 60 punts):

1. 39.8 Frank Traupman (1997-2000)
2. 39.5 Stan Koslowski (1943-1945)
3. 38.9 Mark Becker (1969-1971)
4. 38.9 Don Lemieux (2007-2010)
5. 38.2 Joe Repshis (1995-1998)
6. 37.9 Jeff Meader (1990-1993)
7. 37.7 Mike Holloway (2005-2008)
8. 37.7 Pat McCarthy, Jr. (1983-1985)
9. 37.3 Mel Massuco (1949-1951)
10. 37.0 Tim Barry (1978-1981)

INTERCEPTION RECORDS

MOST PASSES INTERCEPTED

- Game: 4, Frank Burke (Fordham, 1947)
4, Mike Zinkiewicz (Marquette, 1952)
4, John Provost (Brown, 1974)

Season: 11, Bill McGovern (1984)

Career: 28, Dave Murphy (1986-1989)

MOST YARDS GAINED

Return: 100, Ray Sullivan (Torpedo Raiders, 1944)

Game: 127, Ray Sullivan (Torpedo Raiders, 1944)

Season: 194, Ray Sullivan (1944)

Career: 470, John Provost (1972-1974)

MOST TOUCHDOWNS

Season: 2, Michael Blake (2000)

Career: 2, Mike Guilfoile (1971-1973)

2, John Provost (1972-1974)

2, Glenn Verrette (1976-1979)

2, Michael Blake (1998-2001)

MOST PASS BREAKUPS

Game: 4, Michael Wright (Dartmouth, 2009)

Season: 17, Dave Murphy (1987)

17, Tom Bestpitch (1998)

Career: 41, Vernell Shaw (1998-2001)

TOP INTERCEPTION PERFORMANCES

MOST PASSES INTERCEPTED

Single Game:

1. 4 Frank Burke (Fordham, 1947)
4 Mike Zinkiewicz (Marquette, 1952)
4 John Provost (Brown, 1974)
4. 3 Dave Shimshock (Colgate, 1982)
3 Gordie Lockbaum (Boston U., 1985)
3 Dave Murphy (Harvard, 1986)
3 Tom Estep (Colgate, 1987)
3 Kyle Mushaweh (Georgetown, 2008)

Single Season:

1. 11 Bill McGovern (1984)
2. 10 John Provost (1974)
3. 9 John Provost (1972)
9 Dave Murphy (1987)
5. 8 Mike Zinkiewicz (1952)
8 John Provost (1973)
8 Rob Porter (1982)
8. 7 Mike Jordan (1968)
7 Glenn Verrette (1978)
7 Dave Murphy (1986)
7 Dave Murphy (1988)

Career:

1. 28 Dave Murphy (1986-1989)
2. 27 John Provost (1972-1974)
3. 24 Bill McGovern (1981-1984)
4. 16 Rob Porter (1980-1983)
5. 15 Glenn Verrette (1976-1979)
6. 13 Tom Estep (1984-1987)
7. 12 Mike Jordan (1968-1970)
8. 11 Bob Kurcz (1966-1967)
11 Casey Gough (2003-2007)
10. 10 Chris Kovath (1988-1991)
10 Todd Araujo (1990-1991)

MOST YARDS GAINED

Single Season:

1. 194 Ray Sullivan (1944)
2. 175 John Provost (1972)
3. 164 Glenn Verrette (1978)
4. 157 John Provost (1974)
5. 138 John Provost (1973)
6. 121 Dave Murphy (1988)
7. 109 George Blair (1952)
8. 106 Tom Kelly (1966)
9. 105 Bob Kurcz (1967)
10. 104 Michael Wright (2009)

Career:

1. 470 John Provost (1972-1974)
2. 309 Dave Murphy (1986-1989)
3. 275 Glenn Verrette (1976-1979)
4. 201 Ray Sullivan (1944-1947)
5. 174 Jim Boyle (1981-1984)
6. 168 Bill McGovern (1981-1984)
7. 158 Bob Kurcz (1966-1967)
8. 126 Michael Wright (2006-2009)
9. 116 Chris Kovath (1988-1991)
10. 109 George Blair (1952-1953)

INDIVIDUAL RECORDS

MOST PASS BREAKUPS

Single Season:

1. 17 Dave Murphy (1987)
17 Tom Bestpitch (1998)
3. 16 Vernell Shaw (1999)
16 Vernell Shaw (2001)
5. 14 Chandler Fenner (2011)
6. 13 Byron Dixon (1987)
13 Michael Blake (2000)
13 Michael Wright (2009)
9. 12 Michael Wright (2008)
10. 11 Matt Morgan (1991)
11 Tom Bestpitch (1999)

Career:

1. 41 Vernell Shaw (1998-2001)
2. 33 Dave Murphy (1986-1989)
3. 30 Tom Bestpitch (1996-1999)
4. 26 Casey Gough (2003-2007)
26 Michael Wright (2006-2009)
6. 25 Bill McGovern (1981-1984)
7. 22 Byron Dixon (1984-1987)
22 Gary Bordelon (2000-2003)
9. 20 Chris Kovath (1988-1991)
20 Anthony DiMichele (2007-2010)

TACKLE RECORDS

MOST TOTAL TACKLES

- Game: 26, Craig Callahan (Army, 1990)
26, Rob Milanette (UMass, 1993)
- Season: 182, Rob McGovern (1988)
- Career: 447, Harry Flaherty (1980-1983)

MOST QUARTERBACK SACKS

- Season: 16, Andy Martin (1986)
16, Tom Smith (1988)
16, Peter Dankert (1991)
- Career: 34, Tom Smith (1985-1988)

MOST TACKLES FOR LOSS

- Season: 26, Joel Beck (1998)
- Career: 45, Tom Smith (1985-1988)
45, Corey Vincent (1988-1991)

TOP TACKLE PERFORMANCES

MOST TOTAL TACKLES

Single Game:

1. 26 Craig Callahan (Army, 1990)
26 Rob Milanette (UMass, 1993)
3. 25 Rob McGovern (Army, 1988)
4. 24 Rob McGovern (Army, 1987)
5. 23 Craig Callahan (Army, 1989)
23 David Streeter (UMass, 1993)
7. 22 Jerry McCabe (UMass, 1985)
22 Gordie Lockbaum (Army, 1986)
22 Rob McGovern (Lehigh, 1988)
22 Rob Milanette (Princeton, 1993)

Single Season:

1. 182 Rob McGovern (1988)
2. 178 Jerry McCabe (1985)
3. 167 Rob Milanette (1993)
4. 159 Craig Callahan (1990)
159 David Streeter (1995)
6. 157 Jerry McCabe (1986)
7. 152 Harry Flaherty (1983)
8. 150 Craig Callahan (1989)
9. 149 Rob McGovern (1987)
10. 144 Kevin Murphy (1984)

Career:

1. 447 Harry Flaherty (1980-1983)
2. 433 Rob McGovern (1985-1988)
3. 425 David Streeter (1993-1996)
4. 407 Rob Milanette (1991-1993)
5. 386 Jerry McCabe (1983-1986)
6. 327 Craig Callahan (1987-1990)
7. 319 Don Zelinski (1981-1984)
8. 318 Dave Murphy (1986-1989)
9. 317 Dan Adams (2003-2006)
10. 293 Chris Maruca (1986-1989)

MOST QUARTERBACK SACKS

Single Season:

1. 16 Andy Martin (1986)
16 Tom Smith (1988)
16 Peter Dankert (1991)
4. 12 Tom McDonald (1992)
5. 11 Ed Kutschke (1985)
11 Tom Smith (1987)
7. 10 Steve Raquet (1980)
10 Stefan Stration (1990)
10 Joel Beck (1998)
10 Sammy Siaki (2001)

Career:

1. 34 Tom Smith (1985-1988)
2. 25 Corey Vincent (1988-1991)
3. 24 Andy Martin (1984-1987)
4. 19 Steve Raquet (1980-1983)
19 David Puloka (1997-2000)
6. 18 Ed Kutschke (1983-1985)
7. 17 Peter Dankert (1989-1991)
8. 16 Stefan Stration (1987-1990)
16 Joel Beck (1996-1998)
10. 15 Tom McDonald (1989-1992)

MOST TACKLES FOR LOSS

Single Season:

1. 26 Joel Beck (1998)
2. 23 Peter Dankert (1991)
3. 21 David Streeter (1995)
21 Sammy Siaki (2001)
5. 20 Tom McDonald (1992)
6. 18 Andy Martin (1986)
18 Tom Smith (1988)
18 Corey Vincent (1991)
9. 17 Bill Hitchmoth (1992)
10. 16 Dominic Blue (1997)

Career:

1. 45 Tom Smith (1985-1988)
45 Corey Vincent (1988-1991)
3. 44 David Puloka (1997-2000)
4. 41 Joel Beck (1996-1998)
5. 36 Andy Martin (1984-1987)
6. 35 Dave Neilson (1982-1985)
35 David Streeter (1993-1996)
35 Kevin Szlagowski (1995-1998)
9. 32 Steve Raquet (1980-1983)
32 Tom McDonald (1989-1992)
32 Tavares Brewington (1996-1999)

YEAR-BY-YEAR LEADERS

RUSHING

Year	Name	Att	Yards	Avg	TD
1949	Paul Gallo	96	235	2.4	3
1950	Mel Massucco	152	723	4.7	5
1951	Mel Massucco	143	698	4.9	10
1952	Lou Hettinger	108	357	3.3	6
1953	Pete Biocca	97	337	3.4	1
1954	Lou Hettinger	81	365	4.5	1
1955	Dick Surrette	69	286	4.1	0
1956	Dick Surrette	53	168	3.1	2
1957	Dick Surrette	70	216	3.1	1
1958	Joe Stagnone	59	223	3.8	3
1959	Dick Skinner	116	528	4.6	3
1960	Tom Hennessey	73	365	5.0	3
1961	Pat McCarthy	128	512	4.0	8
1962	Pat McCarthy	148	454	3.1	12
1963	Jim Marcellino	105	406	3.9	1
1964	Jack Lentz	146	802	5.5	6
1965	Earl Kirmser	93	303	3.3	2
1966	Jack Lentz	177	685	3.9	7
1967	Tim Hawkes	126	458	3.6	1
1968	Steve Jutras	161	642	4.0	7
1969	Steve Jutras	32	74	2.3	0
1970	Joe Wilson	102	492	4.8	6
1971	Joe Wilson	177	973	5.5	9
1972	Joe Wilson	183	885	4.8	7
1973	Steve Buchanan	183	849	4.6	4
1974	Steve Hunt	104	427	4.1	0
1975	Steve Hunt	173	688	4.0	2
1976	Brian Doherty	106	660	6.2	7
1977	Crocky Nangle	148	603	4.1	4
1978	Crocky Nangle	89	394	4.4	3
1979	Larry Ewald	160	614	3.9	4
1980	Mark Covington	152	516	3.4	4
1981	Mark Covington	209	763	3.7	11
1982	Andy Clivio	226	1073	4.0	5
1983	Gill Fenerty	175	1101	6.3	15
1984	Gill Fenerty	210	1211	5.7	5
1985	Gill Fenerty	247	1368	5.5	7
1986	Gordie Lockbaum	144	827	5.7	14
1987	Tom Kelleher	134	741	5.5	11
1988	Joe Segreti	244	1187	4.8	16
1989	Joe Segreti	233	1099	4.9	12
1990	Joe Segreti	228	1143	5.0	8
1991	Jerome Fuller	266	1465	5.5	12
1992	Eric Sampson	129	537	4.2	2
1993	Randy Trivers	89	280	3.1	0
1994	J.R. Walz	200	712	3.6	7
1995	J.R. Walz	131	520	4.0	3
1996	J.R. Walz	112	508	4.5	2
1997	Joe Chambers	80	360	4.5	1
1998	Joe Chambers	128	465	3.6	2
1999	Michael Gillis	112	441	3.9	3
2000	Calvin Souder	130	497	3.8	3
2001	Calvin Souder	119	533	4.5	5
2002	Gideon Akande	177	853	4.8	5
2003	Steve Silva	194	701	3.6	10
2004	Steve Silva	161	708	4.4	10
2005	Steve Silva	189	913	4.8	11

2006	Mike Kielt	108	524	4.9	6
2007	Terrance Gass	101	563	5.6	6
2008	Mike Kielt	107	599	5.6	4
2009	Dominic Randolph	113	480	4.2	7
2010	<i>Sam Auffant</i>	118	451	3.8	2
2011	<i>Eddie Houghton</i>	86	506	5.9	4

PASSING

Year	Name	Att	Comp	Int	Pct	Yards	TD	Pass Eff
1949	Frank Matrango	93	29	8	31.1	437	4	67.64
1950	Charlie Maloy	242	106	19	43.8	1572	14	101.76
1951	Charlie Maloy	159	74	8	46.5	988	7	103.20
1952	Charlie Maloy	288	126	16	43.8	1514	13	91.69
1953	Bill Haley	63	26	7	41.3	446	4	94.67
1954	Jack Stephans	149	74	11	49.7	800	8	97.72
1955	Jack Stephans	89	35	12	39.3	554	5	83.19
1956	Bill Smithers	87	44	16	50.6	699	8	111.63
1957	Tom Greene	159	74	13	46.5	1297	11	121.54
1958	Tom Greene	137	59	13	43.1	976	4	93.56
1959	Ken Komodzinski	111	38	12	34.2	677	3	72.76
1960	Pat McCarthy	142	59	13	41.6	941	4	88.20
1961	Pat McCarthy	165	76	6	46.1	1081	11	115.82
1962	Pat McCarthy	194	85	15	43.8	1267	8	96.82
1963	Fran Coughlin	79	36	8	45.6	486	3	89.52
1964	Mike Cunnion	92	41	5	44.6	734	6	122.23
1965	Tom Tyler	70	29	4	41.4	357	1	77.55
1966	Jack Lentz	153	74	11	48.4	845	5	91.16
1967	Phil O'Neil	218	97	10	44.5	1378	10	103.56
1968	Phil O'Neil	157	79	11	50.3	1067	7	108.11
1969	Howie Burke	40	19	2	47.5	200	1	87.75
1970	Jerry Lamb	204	78	15	38.2	855	3	63.59
1971	Mickey Connolly	85	35	9	41.2	433	4	78.32
1972	Peter Vaas	111	47	11	42.3	637	5	85.59
1973	Peter Vaas	258	135	23	52.3	1631	13	104.23
1974	Bob Morton	188	101	15	53.7	1077	8	99.93
1975	Bob Martin	234	110	18	47.0	1486	7	94.84
1976	Bob Morton	161	68	14	42.2	797	2	70.53
1977	Peter Colombo	77	38	5	49.4	508	2	100.35
1978	Peter Colombo	212	103	19	48.6	1432	7	98.30
1979	Neil Solomon	144	70	9	48.6	1046	5	108.59
1980	Dave Boisture	262	113	15	43.1	1659	6	92.43
1981	Dave Boisture	178	92	9	51.7	1101	2	97.24
1982	Peter Muldoon	181	104	15	57.5	1380	5	114.04
1983	Peter Muldoon	217	117	10	53.9	1575	8	117.83
1984	Peter Muldoon	210	115	10	54.8	1784	12	135.46
1985	Jeff Wiley	157	76	11	48.4	984	5	97.55
1986	Jeff Wiley	310	179	19	57.7	2464	16	129.28
1987	Jeff Wiley	400	265	17	66.3	3677	34	163.02
1988	Jeff Wiley	341	203	16	59.5	2573	16	129.01
1989	Tom Ciaccio	363	230	14	63.4	2982	23	145.56
1990	Tom Ciaccio	324	196	14	60.5	2611	24	143.99
1991	Tom Ciaccio	385	232	18	60.3	3010	25	138.01
1992	Andy Fitzpatrick	196	87	9	44.4	972	4	83.60
1993	Dave Harrington	124	72	6	58.1	896	7	127.71
1994	Rob Callahan	202	112	11	55.4	1392	6	112.24
1995	Brion Stapp	219	95	14	43.4	1169	5	82.97
1996	Brion Stapp	248	135	7	54.4	1395	8	106.69
1997	Brion Stapp	214	118	4	55.1	1295	9	116.11
1998	Matt Kives	150	81	5	54.0	881	6	109.87

YEAR-BY-YEAR LEADERS

1999	Ryan Collar	215	112	10	52.1	1362	6	105.21
2000	Erreick Stewart	254	138	9	54.3	1498	11	111.08
2001	Brian Hall	272	158	6	58.1	1806	20	133.71
2002	Brian Hall	345	191	11	55.4	2279	20	123.60
2003	John O'Neil	373	215	10	57.6	2573	19	127.03
2004	John O'Neil	356	193	12	54.2	2022	18	111.87
2005	John O'Neil	336	187	7	55.7	2074	17	120.03
2006	Dominic Randolph	299	184	6	61.5	2237	19	141.34
2007	Dominic Randolph	482	297	8	61.6	3604	30	141.65
2008	Dominic Randolph	520	340	17	65.4	3838	34	142.42
2009	Dominic Randolph	485	310	15	63.9	3776	34	146.26
2010	Ryan Taggart	317	185	7	58.4	1899	14	118.84
2011	Ryan Taggart	430	268	7	62.3	2948	17	129.71

1991	Mark Roman	50	937	18.7	11
1992	Chris Summers	41	588	14.3	3
1993	Chris Summers	68	1057	15.5	13
1994	Shannon Splaine	45	532	11.8	0
1995	Jeff Laboranti	47	548	11.7	3
1996	Jeff Laboranti	54	631	11.7	2
1997	Jeff Laboranti	62	719	11.6	5
1998	Kendy Hall	28	383	13.7	2
	Bobby Andrews	28	246	8.8	2
1999	Michael Coleman	53	573	10.8	0
2000	David Thompson	50	594	11.9	5
2001	David Thompson	46	603	13.1	9
2002	Ari Confesor	57	721	12.6	9
2003	Ari Confesor	90	1213	13.5	9
2004	Steve Silva	60	507	8.4	1
2005	Steve Silva	54	364	6.7	1
2006	Ryan Maher	69	797	11.6	6
2007	Ryan Maher	75	907	12.1	10
2008	Jon Brock	60	927	15.4	13
2009	Luke Chmielinski	63	807	12.8	4
2010	Luke Chmielinski	45	421	9.4	2
2011	<i>Gerald Mistretta</i>	60	723	12.1	6

RECEPTIONS

Year	Name	Rec	Yards	Avg	TD
1949	Tom Kelleher	16	261	16.3	3
1950	Tom McCann	35	438	12.5	2
1951	Tom McCann	33	446	13.5	1
1952	John Carroll	46	609	13.2	4
1953	Hank Lemire	15	204	13.6	2
1954	Bob Dee	25	236	9.1	2
1955	Carlin Lynch	23	290	12.6	2
1956	Dick Arcand	13	200	15.3	4
1957	Dick Berardino	22	420	19.0	4
1958	Dave Stecchi	19	331	17.4	2
1959	Bernie Buzyniski	17	317	18.6	1
1960	Dick Skinner	16	158	9.8	0
1961	Al Snyder	38	558	14.6	5
1962	Al Snyder	41	716	17.4	6
1963	Jim Marcellino	21	277	13.1	1
1964	Dick Kochansky	15	144	9.6	0
1965	Pete Kimener	21	221	10.5	0
1966	Pete Kimener	33	409	12.3	2
1967	Bob Neary	34	485	14.2	3
1968	Bob Neary	47	677	14.4	6
1969	Eddie Jenkins	8	70	8.8	0
1970	Jack VonOhlen	30	358	12.0	3
1971	Jack VonOhlen	16	260	16.2	2
1972	Joe Neary	20	251	12.6	1
1973	Mark Sheridan	46	703	15.3	5
1974	Dave Quehl	62	801	12.9	6
1975	Dave Quehl	63	959	15.2	5
1976	Craig Cerretani	39	445	11.4	1
1977	Pat Kelly	26	357	13.7	0
1978	Chuck Mullen	40	587	14.7	6
1979	Phil Johnson	46	662	14.4	3
1980	Brian Kelley	48	639	13.3	2
1981	Mike Redding	31	363	11.7	0
1982	Mike Redding	33	442	13.4	2
	Brian Kelley	33	393	11.9	1
1983	Bill Cowley	43	655	15.2	8
1984	Leo Carlin	36	632	17.5	4
1985	Leo Carlin	30	420	14.0	0
1986	Gordie Lockbaum	57	860	15.0	7
1987	Gordie Lockbaum	78	1152	14.7	9
1988	Mark Gallagher	47	727	15.4	6
1989	Michael Lewis	51	859	16.8	10
1990	Mark Gallagher	54	672	12.4	6

SCORING

Year	Name	TD	PAT	2PT	FG	Points
1949	Paul Gallo	4	0-0	0	0	24
1950	John Turco	17	0-0	0	0-0	102
1951	Mel Massuco	10	0-0	0	0-0	60
	John Turco	10	0-0	0	0-0	60
1952	Lou Hettinger	11	0-0	0	0-0	66
1953	Bill Haley	6	0-0	0	0-0	36
1954	Bob Rosmario	8	0-0	0	0-0	48
1955	Dale Hohl	5	12-16	0	0-0	42
1956	Dick Arcand	4	0-0	0	0-0	24
1957	Tom Greene	5	15-22	0	0-0	45
1958	Tom Greene	2	0-0	4	0-0	20
1959	Dick Skinner	3	0-0	0	0-0	18
1960	Pat McCarthy	5	0-0	6	0-0	42
1961	Pat McCarthy	8	0-0	3	0-0	54
1962	Pat McCarthy	12	0-0	4	0-0	80
1963	Fran Coughlin	2	0-0	1	0-0	14
	Jim Gravel	2	0-0	1	0-0	14
1964	Jim Marcellino	6	0-0	1	0-0	38
1965	Mike Kaminski	0	6-8	0	3-6	15
1966	Jack Lentz	7	0-0	0	0-0	42
1967	John Vrionis	7	0-0	0	0-0	42
1968	Steve Jutras	8	0-0	0	0-0	48
1969	Dan Harper	1	0-0	0	0-0	6
1970	Joe Wilson	7	0-0	1	0-0	44
1971	Joe Wilson	9	0-0	0	0-0	54
1972	Joe Wilson	8	0-0	0	0-0	48
1973	Steve Buchanan	7	0-0	0	0-0	42
1974	Jerry Kelley	0	21-22	0	7-13	42
1975	Dave Quehl	5	0-0	0	0-0	30
1976	Brian Doherty	8	0-0	1	0-0	50
1977	Crocky Nangle	4	0-0	1	0-0	26
1978	Brian Doherty	7	0-0	0	0-0	42
1979	Crocky Nangle	6	0-0	0	0-0	36
1980	Matt Michaud	0	14-16	0	4-6	26

YEAR-BY-YEAR LEADERS

1981	Mark Covington	11	0-0	0	0-0	66
1982	Tony Melink	0	25-27	0	8-15	49
1983	Gill Fenerty	15	0-0	0	0-0	90
1984	Tony Melink	0	33-36	0	11-18	66
1985	Gill Fenerty	8	0-0	0	0-0	48
1986	Gordie Lockbaum	22	0-0	0	0-0	132
1987	Gordie Lockbaum	22	0-0	0	0-0	132
1988	Joe Segreti	20	0-0	0	0-0	120
1989	Joe Segreti	13	0-0	0	0-0	78
1990	Joe Segreti	10	0-0	0	0-0	60
1991	Jerome Fuller	14	0-0	0	0-0	84
1992	Anthony Pignio	0	15-15	0	10-17	45
1993	Chris Summers	13	0-0	0	0-0	78
1994	Anthony Pignio	0	15-15	0	12-18	51
1995	Jamie Gornell	0	17-17	0	11-16	50
1996	Dana Fiatarone	0	22-22	0	9-12	49
1997	Dana Fiatarone	0	18-20	0	8-13	42
1998	Dana Fiatarone	0	18-19	0	4-14	30
1999	Brian Hall	7	0-0	0	0-0	42
2000	Michael Gillis	6	0-0	0	0-0	36
	David Thompson	5	0-0	3	0-0	36
2001	David Thompson	9	0-0	2	0-0	58
2002	Ari Confesor	12	0-0	0	0-0	72
2003	Ari Confesor	10	0-0	0	0-0	60
	Steve Silva	10	0-0	0	0-0	60
2004	Steve Silva	11	0-0	0	0-0	66
2005	Steve Silva	15	0-0	0	0-0	90
2006	Mike DeSantis	0	33-35	0	6-11	51
2007	Matt Partain	0	50-50	0	12-16	86
2008	Matt Partain	0	48-49	0	12-17	84
2009	Rob Dornfried	0	40-41	0	7-9	61
2010	Rob Dornfried	0	27-32	0	10-13	57
2011	<i>John Macomber</i>	0	20-26	0	12-15	56

1972	Joe Wilson	885	0	885
1973	Peter Vaas	36	1631	1667
1974	Bob Morton	406	1077	1483
1975	Bob Martin	-88	1486	1398
1976	Bob Morton	459	797	1256
1977	Peter Colombo	102	508	610
1978	Peter Colombo	85	1432	1517
1979	Neil Solomon	-48	1046	998
1980	Dave Boisture	-49	1659	1610
1981	Dave Boisture	153	1101	1254
1982	Peter Muldoon	351	1380	1731
1983	Peter Muldoon	137	1575	1712
1984	Peter Muldoon	243	1784	2027
1985	Gill Fenerty	1368	0	1368
1986	Jeff Wiley	30	2464	2494
1987	Jeff Wiley	45	3677	3722
1988	Jeff Wiley	140	2573	2713
1989	Tom Ciaccio	217	2982	3199
1990	Tom Ciaccio	124	2611	2735
1991	Tom Ciaccio	122	3010	3132
1992	Andy Fitzpatrick	133	972	1105
1993	Andy Fitzpatrick	105	792	897
1994	Rob Callahan	119	1392	1511
1995	Brion Stapp	190	1169	1359
1996	Brion Stapp	-31	1395	1364
1997	Brion Stapp	-68	1295	1227
1998	Matt Kives	96	881	977
1999	Brian Hall	278	959	1237
2000	Erreick Stewart	212	1498	1710
2001	Brian Hall	121	1806	1927
2002	Brian Hall	336	2279	2615
2003	John O'Neil	135	2573	2708
2004	John O'Neil	198	2022	2220
2005	John O'Neil	144	2074	2218
2006	Dominic Randolph	89	2237	2326
2007	Dominic Randolph	137	3604	3741
2008	Dominic Randolph	79	3838	3917
2009	Dominic Randolph	480	3776	4256
2010	Ryan Taggart	284	1899	2183
2011	Ryan Taggart	496	2948	3444

TOTAL OFFENSE

Year	Name	Run	Pass	Total
1949	Paul Gallo	235	305	540
1950	Charlie Maloy	-17	1572	1555
1951	Charlie Maloy	16	988	1004
1952	Charlie Maloy	75	1514	1589
1953	Bill Haley	164	446	610
1954	Jack Stephans	-163	800	637
1955	Jack Stephans	99	554	653
1956	Bill Smithers	97	699	796
1957	Tom Greene	84	1297	1381
1958	Tom Greene	-37	976	939
1959	Ken Komodzinski	4	677	681
1960	Pat McCarthy	279	941	1220
1961	Pat McCarthy	512	1081	1593
1962	Pat McCarthy	454	1267	1721
1963	Fran Coughlin	31	486	517
1964	Jack Lentz	802	171	973
1965	Tom Tyler	-53	357	304
1966	Jack Lentz	685	845	1530
1967	Phil O'Neil	-209	1378	1169
1968	Phil O'Neil	-51	1067	1016
1969	Howie Burke	-7	200	193
1970	Colin Clapton	-5	604	599
1971	Joe Wilson	973	0	973

ALL-PURPOSE YARDS

Year	Name	Run	Rec	Ret	Yds
1949	Paul Gallo	235	52	314	601
1950	John Turco	288	514	503	1305
1951	John Turco	446	307	240	993
1952	Tom Murphy	172	173	301	646
1953	Pete Biocca	337	169	—	506
1954	Lou Hettinger	365	248	—	613
1955	Dale Hohl	180	214	—	394
1956	Dick Surette	168	84	—	252
1957	Dick Beradino	0	420	—	420
1958	Ken Hohl	221	163	—	384
1959	Richard Skinner	528	72	—	600
1960	Tom Hennessey	365	283	418	1066
1961	Al Snyder	184	558	370	1112
1962	Al Snyder	237	716	163	1116
1963	Jim Marcellino	406	277	256	939
1964	Jim Marcellino	365	255	281	901

YEAR-BY-YEAR LEADERS

1965	Brian Flatley	100	128	314	542
1966	Jack Lentz	685	19	0	704
1967	Tim Hawkes	458	63	0	698
1968	Steve Jutras	642	56	0	698
1969	Tom Lamb	56	40	12	108
1970	Joe Wilson	492	98	0	590
1971	Joe Wilson	973	114	0	1128
1972	Joe Wilson	885	90	0	975
1973	Steve Buchanan	849	174	0	1023
1974	Dave Quehl	0	801	6	807
1975	Dave Quehl	-1	959	8	966
1976	Brian Doherty	660	34	102	796
1977	Larry Ewald	408	80	435	923
1978	Larry Ewald	392	136	156	684
1979	Larry Ewald	614	139	425	1178
1980	John Ahern	49	566	198	813
1981	Andy Clivio	564	13	208	785
	Mark Covington	763	22	0	785
1982	Andy Clivio	1073	95	0	1168
1983	Gill Fenerty	1101	165	246	1512
1984	Gill Fenerty	1210	125	71	1406
1985	Gill Fenerty	1368	187	415	1970
1986	Gordie Lockbaum	827	860	452	2173
1987	Gordie Lockbaum	403	1152	486	2041
1988	Joe Segreti	1187	138	135	1460
1989	Mark Gallagher	0	711	585	1296
1990	Joe Segreti	1143	164	0	1307
1991	Jerome Fuller	1465	249	86	1800
1992	Jim Cook	0	0	732	732
1993	Chris Summers	0	1057	0	1057
1994	J.R. Walz	712	234	0	947
1995	J.R. Walz	520	57	53	730
1996	J.R. Walz	508	144	60	712
1997	Jeff Laboranti	0	719	0	719
1998	Joe Chambers	465	56	32	553
1999	Michael Coleman	6	573	223	802
2000	Calvin Souder	497	20	215	732
2001	Ari Confesor	29	380	629	1038
2002	Ari Confesor	113	721	1163	1997
2003	Ari Confesor	7	1213	852	2072
2004	Steve Silva	708	507	448	1663
2005	Steve Silva	913	364	857	2134
2006	Ryan Maher	78	797	217	1092
2007	Brett McDermott	6	727	298	1031
2008	Brett McDermott	59	491	448	998
2009	Luke Chmielinski	39	807	0	846
2010	Freddie Santana	53	482	268	803
2011	<i>Gerald Mistretta</i>	<i>16</i>	<i>723</i>	<i>35</i>	<i>774</i>

1963	Jim Marcellino	11	222	20.2
1964	Jim Marcellino	12	245	18.8
1965	Brian Flatley	10	261	26.1
1966	Tim Hawkes	10	220	22.0
1967	Tim Hawkes	15	292	19.4
1968	Tom Doyle	11	210	19.1
1969	Charles Lynch	2	34	17.0
1970	Fran Meagher	25	534	22.1
1971	Scott Lodde	8	218	27.2
1972	Fran Meagher	16	451	28.1
1973	Jim Haldeman	9	177	19.6
1974	John Provost	11	225	20.4
1975	Grant Keith	14	249	17.7
1976	Larry Ewald	16	365	22.8
1977	Larry Ewald	26	435	16.7
1978	John Ahern	11	219	19.9
1979	Larry Ewald	19	425	22.4
1980	John Ahern	12	198	16.5
1981	Dave Orr	10	224	22.5
1982	Jim Boyle	5	101	20.2
1983	Gill Fenerty	11	246	22.3
1984	Rick Lane	7	109	15.5
1985	Gill Fenerty	19	414	21.7
1986	Gordie Lockbaum	21	452	21.5
1987	Gordie Lockbaum	12	277	23.1
1988	Tim Donovan	19	459	24.1
1989	Mark Gallagher	15	335	22.3
1990	Darin Cromwell	9	251	27.8
1991	Joe Riley	14	317	22.6
1992	Jim Cook	22	451	20.5
1993	Rob Subotich	20	412	20.6
1994	Anthony Pignio	23	480	20.9
1995	Robert Sewell	18	408	22.7
1996	Robert Sewell	21	414	19.7
1997	Jack Egle	18	360	20.0
1998	Michael Coleman	16	298	18.6
1999	Vernell Shaw	22	382	17.4
2000	Vernell Shaw	15	294	19.6
2001	Ari Confesor	32	614	19.2
2002	Ari Confesor	33	841	25.5
2003	Ari Confesor	31	700	22.6
2004	Gideon Akande	20	473	23.6
2005	Steve Silva	19	462	24.3
2006	Casey Gough	30	632	21.1
2007	Casey Gough	15	382	24.8
2008	Josh Jenkins	25	466	18.6
2009	Alex Johnson	31	686	22.1
2010	Alex Johnson	18	370	20.6
2011	<i>Andrew Zitnik</i>	19	427	22.5

KICKOFF RETURNS

Year	Name	Ret	Yards	Avg
1949	Paul Gallo	16	285	17.8
1950	John Turco	12	329	27.4
1951	Tom Murphy	9	160	17.7
1952	Tom Murphy	9	127	14.1
1953-59	Not Available			
1960	Tom Hennessey	13	401	30.8
1961	Tom Hennessey	11	230	20.9
1962	James Gravel	6	171	28.5

PUNT RETURNS

Year	Name	Ret	Yards	Avg
1949	John Turco	9	113	12.6
1950	John Turco	9	174	19.3
1951	Tom Murphy	25	533	21.3
1952	Tom Murphy	16	174	10.8
1953-59	Not Available			
1960	Al Snyder	7	47	6.7
1961	Al Snyder	9	182	20.2

YEAR-BY-YEAR LEADERS

1962	Jim Holloran	8	51	6.4	1960	Barry Bocklet	42	1519	36.1
1963	Jim Gravel	4	48	12.0	1961	Gene Corbett	40	1318	32.9
1964	Jim Gravel	12	77	6.1	1962	Gene Corbett	27	918	34.0
1965	Brian Flatley	6	53	7.9	1963	Fran Coughlin	33	976	29.4
1966	Bob Lawson	15	109	7.2	1964	Mike Cunnion	47	1465	31.2
1967	Bob Lawson	27	213	7.8	1965	Charlie Farrell	71	2538	35.8
1968	Tom Doyle	23	166	7.2	1966	Mike O'Neil	61	2186	35.8
1969	Tom Doyle	3	12	4	1967	Jack Leonard	64	2105	32.8
1970	John Walker	1	26	26.0	1968	Jack Leonard	74	2618	35.7
1971	Mike Guilfoile	7	62	8.9	1969	Mark Becker	16	514	32.1
1972	Tyree Blocker	14	89	6.3	1970	Mark Becker	45	1867	41.5
1973	Rohan Bradley	10	155	15.5	1971	Mark Becker	40	1551	38.8
1974	John Provost	13	238	18.3	1972	Rich Pelletier	60	2179	36.3
1975	Tom McOsker	8	59	7.4	1973	Tom Rock	61	2167	35.5
1976	Glenn Verrette	13	75	5.8	1974	Bob Morton	71	2438	34.3
1977	Bob Ireland	10	60	6.0	1975	Craig Cerretani	51	1866	36.6
1978	John Ahern	14	108	7.7	1976	Bob Morton	66	2283	34.5
1979	Glenn Verrette	17	188	11.1	1977	Pat Kelly	37	1181	31.9
1980	Rob Porter	23	159	6.9	1978	Larry Ewald	40	1409	35.2
1981	Jim Boyle	30	194	6.5	1979	Tim Barry	52	1814	34.9
1982	Vin Eruzione	20	123	6.2	1980	Tim Barry	77	2721	35.3
1983	Vin Eruzione	22	118	5.3	1981	Tim Barry	56	2207	39.4
1984	Mike Morgan	32	224	7	1982	David Hock	40	1495	37.1
1985	Julio Fernandez	13	58	4.4	1983	Pat McCarthy, Jr.	68	2597	38.1
1986	Julio Fernandez	29	203	7	1984	Pat McCarthy, Jr.	48	1779	37.1
1987	Gordie Lockbaum	21	209	9.9	1985	David Hock	37	1196	37.4
1988	Mark Gallagher	19	178	9.3	1986	Jack Phelps	47	1732	36.8
1989	Mark Gallagher	28	250	8.9	1987	Jack Phelps	28	953	34.0
1990	Mark Gallagher	44	345	7.8	1988	Jack Phelps	41	1596	38.9
1991	Jerome Fuller	16	86	5.3	1989	Mark Gallagher	30	969	32.3
1992	Jim Cook	35	281	8	1990	Jeff Meader	46	1651	35.8
1993	Pat Smith	5	110	22.0	1991	Jeff Meader	46	1867	40.6
1994	Pat Smith	17	187	11	1992	Jeff Meader	66	2397	36.3
1995	Jeff Laboranti	20	73	3.7	1993	Jeff Meader	68	2660	39.1
1996	Justin Relihan	24	94	3.9	1994	Anthony Pignio	35	1158	33.1
1997	Tom Bestpitch	23	154	6.7	1995	Mark McClinchie	61	2050	33.6
1998	Tom Bestpitch	30	246	8.2	1996	Joe Repshis	79	2889	36.6
1999	Tom Bestpitch	11	114	10.4	1997	Joe Repshis	74	2950	39.9
2000	Vernell Shaw	28	293	10.5	1998	Frank Traupman	65	2520	38.8
2001	Michael Coleman	26	238	9.2	1999	Frank Traupman	67	2665	39.6
2002	Ari Confesor	22	322	14.6	2000	Frank Traupman	62	2551	41.1
2003	Ari Confesor	18	152	8.4	2001	Ryan Rolfert	57	2212	38.8
2004	Steve Silva	6	85	14.2	2002	Ryan Rolfert	41	1416	34.5
2005	Steve Silva	22	395	18.0	2003	Ryan McManaway	49	1614	32.9
2006	Matt Fanning	20	207	10.4	2004	Ryan McManaway	55	1892	34.4
2007	Josh Jenkins	28	224	8.0	2005	Ryan McManaway	51	1837	36.0
2008	Josh Jenkins	23	146	6.3	2006	Ryan McManaway	43	1543	35.9
2009	Freddie Santana	15	112	7.5	2007	Mike Holloway	42	1575	37.5
2010	Freddie Santana	16	268	16.8	2008	Mike Holloway	32	1217	38.0
2011	Josh Jenkins	11	45	4.1	2009	Don Lemieux	25	960	38.4
					2010	Don Lemieux	47	1838	39.1
					2011	Corey Page	41	1538	37.5

PUNTING

Year	Name	Punts	Yards	Avg
1949	John Reader	52	1745	33.6
1950	Mel Massucco	47	1836	39.1
1951	Mel Massucco	44	1605	36.4
1952	Hank Lemire	45	1570	34.9
1953-58	Not Available			
1959	Lou Pannella	32	994	31.1

YEAR-BY-YEAR LEADERS

INTERCEPTIONS

Year	Name	Int	Yards	Avg
1950	Carmen Mananiello	6	82	13.7
1951	Mike Zinkiewicz	8	72	9.0
1952	George Blair	5	109	21.8
1953-65	Not Available			
1966	Bob Kurcz	6	53	8.8
1967	Bob Kurcz	5	105	21.0
	Bob Lawson	5	59	11.8
1968	Mike Jordan	7	78	11.1
1969	Mark Becker	1	0	0.0
	Mike Jordan	1	0	0.0
1970	Mike Jordan	4	0	0.0
1971	Dan Harper	5	93	18.6
1972	John Provost	9	175	19.4
1973	John Provost	8	138	17.1
1974	John Provost	10	157	15.7
1975	Jim Coughlin	3	14	4.7
1976	Mark Cannon	3	43	14.3
1977	Herb Mihalik	6	34	5.7
1978	Glenn Verrette	7	164	23.4
1979	John McNally	5	19	3.8
1980	Peter George	2	23	11.5
	Eric Oden	2	15	7.5
	Rob Porter	2	6	3.0
1981	Rob Porter	5	35	7.0
1982	Rob Porter	8	37	4.6
1983	Bill McGovern	6	12	2.0
1984	Bill McGovern	11	102	9.3
1985	Gordie Lockbaum	4	21	5.3
1986	Dave Murphy	7	76	10.8
1987	Dave Murphy	9	55	6.1
1988	Dave Murphy	7	121	17.3
1989	Dave Murphy	5	57	11.3
1990	Chris Kovath	5	42	8.4
1991	Chris Kovath	5	74	14.8
	Matt Morgan	5	63	12.6
1992	Todd Araujo	5	47	9.4
1993	Todd Araujo	3	39	13.0
	Pat Smith	3	21	7.0
1994	Jim Cook	2	41	20.5
1995	Robert Sewell	1	55	55.0
	David Streeter	1	14	14.0
1996	David Downs	3	19	6.3
	Barrett Doxsey	3	0	0.0
1997	Ben Berger	3	27	9.0
1998	Tom Bestpitch	3	66	22.0
	Barrett Doxsey	3	51	17.0
1999	John Aloisi	4	45	11.2
2000	Troy LaRose	5	53	10.6
2001	John Carr	2	66	33.0
	David Dugan	2	31	15.5
2002	Dave Seger	2	69	34.5
2003	Darran Davis	3	9	3.0

2004	Kyle Trodden	1	20	20.0
	Mark Balestracci	1	11	11.0
	Casey Gough	1	0	0.0
	Sain Karim	1	0	0.0
	Tyler Nugent	1	0	0.0
2005	Casey Gough	3	53	17.7
	Tyler Nugent	3	1	0.3
2006	Casey Gough	3	0	0.0
2007	Kyle Mushaweh	4	78	19.5
	Casey Gough	4	26	6.5
2008	Daryl Brown	3	36	12.0
	Kyle Mushaweh	3	0	0.0
2009	Michael Wright	3	104	34.7
2010	Alex Johnson	2	48	24.0
	C.J. Martin	2	40	20.0
2011	Chandler Fenner	2	49	24.5

TACKLES

Year	Name	Solo	Assist	Total
1979	Steve Gannon	74	69	143
1980	Jim Cobb	62	65	127
1981	Harry Flaherty	—	—	101
1982	Harry Flaherty	84	53	137
1983	Harry Flaherty	100	52	152
1984	Kevin Murphy	72	72	144
1985	Jerry McCabe	112	66	178
1986	Jerry McCabe	92	65	157
1987	Rob McGovern	86	63	149
1988	Rob McGovern	110	72	182
1989	Craig Callahan	83	67	150
1990	Craig Callahan	106	53	159
1991	Marcus Duckworth	58	53	111
1992	Rob Milanette	42	101	143
1993	Rob Milanette	82	85	167
1994	Pat Smith	68	31	99
1995	David Streeter	69	90	159
1996	David Streeter	72	54	126
1997	Matt Doran	47	48	95
1998	Barrett Doxsey	38	22	60
1999	John Aloisi	50	43	93
2000	Michael Blake	62	26	88
2001	David Dugan	47	53	100
2002	David Dugan	51	50	101
2003	Ben Koller	69	25	94
2004	David FitzPatrick	72	35	107
2005	Dan Adams	97	18	115
2006	Dan Adams	91	18	109
2007	Marcus Rodriguez	51	18	69
2008	Sean Lamkin	56	15	71
2009	Marcus Rodriguez	75	27	102
2010	Ricky Otis	74	34	108
2011	Ricky Otis	81	16	97

TEAM RECORDS

SINGLE SEASON

MOST VICTORIES

11 1987 (11-0-0)
 11 1991 (11-0-0)
 10 1986 (10-1-0)
 10 1989 (10-1-0)

FEWEST VICTORIES

0 1969 (0-2-0)
 0 1970 (0-10-1)

MOST LOSSES

11 2003 (1-11-0)
 10 1970 (0-10-1)
 10 1975 (1-10-0)

FEWEST LOSSES

0 1918 (2-0-0)
 0 1935 (9-0-1)
 0 1937 (8-0-2)
 0 1987 (11-0-0)
 0 1991 (11-0-0)

MOST TIES

2 Thirteen Times

HIGHEST WINNING PERCENTAGE

1.000 1991 (11-0-0)
 1.000 1987 (11-0-0)
 1.000 1918 (2-0-0)

LOWEST WINNING PERCENTAGE

.000 1969 (0-2-0)
 .045 1970 (0-10-1)
 .083 2003 (1-11-0)

HIGHEST SCORING AVERAGE

46.5 1987 (511 points-11 games)
 36.2 1951 (362 points-10 games)
 36.0 1989 (396 points-11 games)

LOWEST SCORING AVERAGE

2.5 1914 (20 points-8 games)
 3.0 1969 (6 points-2 games)
 3.6 1907 (36 points-10 games)

MOST POINTS SCORED

511 1987 (11 games)
 396 1989 (11 games)
 395 2007 (11 games)

FEWEST POINTS SCORED

6 1969 (2 games)
 20 1914 (8 games)
 22 1896 (6 games)

MOST POINTS ALLOWED

478 2003 (12 games)
 367 2004 (11 games)
 351 1996 (11 games)

FEWEST POINTS ALLOWED

14 1918 (2 games)
 19 1935 (10 games)
 19 1937 (10 games)

FEWEST POINTS ALLOWED / GAME

1.9 1935 (19 pts-10 games)
 1.9 1937 (19 pts-10 games)
 2.9 1923 (29 points-10 games)

MOST POINTS ALLOWED / GAME

39.8 2003 (478 points-12 games)
 33.4 2004 (367 points-11 games)
 32.5 1949 (325 points-10 games)

MOST YARDS PER GAME

552.2 1987 (6074 yards-11 games)
 473.1 1989 (5204 yards-11 games)
 467.1 1991 (5138 yards-11 games)

FEWEST YARDS PER GAME

178.7 1965 (1787 yards-10 games)
 215.8 1963 (1942 yards-9 games)
 229.1 1958 (2062 yards-9 games)

MOST TOTAL YARDS

6074 1987 (11 games)
 5204 1989 (11 games)
 5203 2009 (12 games)

FEWEST TOTAL YARDS

371 1969 (2 games)
 1787 1965 (10 games)
 1942 1963 (9 games)

MOST TOUCHDOWNS SCORED

74 1987 (11 games)
 54 1951 (10 games)
 54 1989 (11 games)

FEWEST TOUCHDOWNS SCORED

1 1969 (2 games)
 9 1965 (10 games)
 11 1963 (9 games)

MOST RUSHING YARDS

2776 1951 (10 games)
 2540 1983 (12 games)
 2458 1976 (11 games)

FEWEST RUSHING YARDS

157 1969 (2 games)
 911 1963 (9 games)
 952 1975 (11 games)

MOST RUSHING ATTEMPTS

632 1982 (11 games)
 623 1976 (11 games)
 616 1951 (10 games)

FEWEST RUSHING ATTEMPTS

74 1969 (2 games)
 307 2001 (10 games)
 308 2008 (11 games)

MOST RUSHING TOUCHDOWNS

42 1951 (10 games)
 36 1987 (11 games)
 34 1983 (12 games)

FEWEST RUSHING TOUCHDOWNS

0 1969 (2 games)
 4 1963 (9 games)
 5 1975 (11 games)

MOST RUSHING YARDS / GAME

277.6 1951 (2776 yards-10 games)
 223.5 1976 (2458 yards-11 games)
 218.6 1984 (2405 yards-11 games)
 211.7 1983 (2540 yards-12 games)

FEWEST RUSHING YARDS / GAME

78.5 1969 (157 yards-2 games)
 86.5 1975 (952 yards-11 games)
 86.7 1970 (954 yards-11 games)

MOST PASS ATTEMPTS

523 2008 (11 games)
 497 2007 (11 games)
 488 2009 (12 games)

FEWEST PASS ATTEMPTS

45 1969 (2 games)
 157 1956 (10 games)
 158 1958 (10 games)

MOST PASS COMPLETIONS

340 2008 (11 games)
 312 2009 (12 games)
 305 2007 (11 games)

FEWEST PASS COMPLETIONS

22 1969 (2 games)
 62 1959 (10 games)
 63 1958 (9 games)

HIGHEST COMPLETION PERCENT

.650 2008 (340-523)
 .647 1987 (284-439)
 .639 2009 (312-488)

LOWEST COMPLETION PERCENT

.354 1965 (67-189)
 .367 1976 (79-215)
 .376 1959 (62-165)

TEAM RECORDS

MOST PASSING YARDS

3942 1987 (11 games)
3838 2008 (11 games)
3779 2009 (12 games)

FEWEST PASSING YARDS

214 1969 (2 games)
713 1965 (10 games)
846 1972 (10 games)

MOST PASSING YARDS GAME

358.4 1987 (3942 yards-11 games)
348.9 2008 (3838 yards-11 games)
335.2 2007 (3687 yards-11 games)

FEWEST PASSING YARDS / GAME

71.3 1965 (713 yards-10 games)
84.6 1972 (846 yards-10 games)
89.5 1976 (985 yards-11 games)

MOST TOUCHDOWN PASSES

36 1987 (11 games)
34 2008 (11 games)
34 2009 (12 games)

FEWEST TOUCHDOWN PASSES

1 1969 (2 games)
2 1976 (11 games)
2 1977 (11 games)

MOST INTERCEPTIONS MADE

32 1986 (11 games)
26 1956 (9 games)
25 1955 (10 games)

FEWEST INTERCEPTIONS MADE

2 1969 (2 games)
2 1995 (11 games)
5 2004 (11 games)

SINGLE GAME

MOST POINTS SCORED

79 vs. Bates, 11/16/1935
77 vs. Columbia, 10/29/1983

MOST POINTS ALLOWED

76 Boston College, 11/26/1949
62 Lehigh, 10/23/1999

LARGEST MARGIN OF VICTORY

79-0 vs. Bates, 11/16/1935
75-0 vs. U.S. Sub Base, 10/2/1920

LARGEST MARGIN OF DEFEAT

76-0 vs. Boston College, 11/26/1949
54-0 vs. Princeton, 11/1/1913

MOST TOUCHDOWNS SCORED

12 vs. Bates, 11/16/1935
11 vs. Columbia, 10/29/1983

MOST RUSHING ATTEMPTS

72 vs. Columbia, 10/29/1983

MOST RUSHING YARDS

736 vs. Bates, 11/16/1935
583 vs. Columbia, 10/29/1983

MOST RUSHING TOUCHDOWNS

12 vs. Bates, 11/16/1935
10 vs. Columbia, 10/29/1983

MOST PASS ATTEMPTS

65 at Yale, 10/4/2008
64 at Massachusetts, 9/1/2007

MOST PASS COMPLETIONS

41 at Yale, 10/4/2008
41 vs. Brown, 10/11/2008

MOST PASSING YARDS

470 vs. Lehigh, 9/26/1987

MOST TOUCHDOWN PASSES

7 vs. Lehigh, 9/26/1987

MOST INTERCEPTIONS THROWN

6 vs. Boston College, 11/26/1955
6 vs. Villanova, 11/15/1980
6 vs. Boston College, 11/26/1983

MOST FIRST DOWNS

44 vs. St. John's, 10/2/1926
37 vs. Pennsylvania, 9/28/1991

MOST TOTAL PLAYS

97 vs. Boston College, 11/23/1985

MOST TOTAL YARDS

799 vs. Bates, 11/16/1935
736 vs. Lehigh, 9/26/1987

MOST INTERCEPTIONS MADE

9 vs. Harvard, 9/27/1986

MOST YARDS PENALIZED

144 vs. Northeastern, 11/19/1988

STREAKS

LONGEST WINNING STREAK

20 9/22/1990-11/23/1991

LONGEST UNBEATEN STREAK

20 9/22/1990-11/23/1991

LONGEST LOSING STREAK

15 9/20/2003-10/9/2004

LONGEST WINLESS STREAK

15 9/20/2003-10/9/2004

CONSECUTIVE SHUTOUTS

5 11/14/1903-10/1/1904
5 11/8/1930-9/26/1931

100-YARD RUSHERS

100-YARD RUSHERS (1950-2011)

Date	Name	Opponent	Att-Yards	Date	Name	Opponent	Att-Yards
11/25/1950	Melvin Massucco	Temple	30-130	11/6/1976	Brian Doherty	Massachusetts	15-108
11/25/1950	John Cullity	Temple	26-100	10/20/1976	Brian Doherty	Connecticut	18-107
12/2/1950	Melvin Massucco	Boston College	19-147	9/10/1977	Steve Hunt	New Hampshire	15-115
9/29/1951	Melvin Massucco	Harvard	15-139	10/8/1977	Crocky Nangle	Colgate	26-141
10/20/1951	Charles Sowerby	NYU	8-156	10/15/1977	Crocky Nangle	Boston Univ.	31-158
10/20/1951	Paul Gallo	NYU	19-134	11/26/1977	Steve Hunt	Boston College	21-102
11/3/1951	Melvin Massucco	Colgate	10-102	10/13/1979	Larry Ewald	Colgate	20-105
11/10/1951	John Turco	Marquette	10-108	9/6/1980	Mark Covington	Rhode Island	24-119
11/24/1951	Melvin Massucco	Temple	21-117	11/7/1981	Dave Shimshock	Army	20-100
9/27/1952	Eugene Schiller	Dartmouth	22-100	9/11/1982	Andy Clivio	New Hampshire	21-115
11/14/1953	Louis Hettinger	Marquette	22-128	9/25/1982	Andy Clivio	Dartmouth	21-145
9/25/1954	Louis Hettinger	Dartmouth	19-127	10/9/1982	Andy Clivio	Colgate	30-140
11/20/1954	Robert Rosmarino	Connecticut	23-162	10/16/1982	Andy Clivio	Connecticut	25-106
10/18/1958	Joe Stagnone	Dartmouth	17-109	10/23/1982	Andy Clivio	Brown	24-147
11/7/1959	Richard Skinner	Boston Univ.	17-119	10/30/1982	Andy Clivio	Boston Univ.	25-116
10/21/1961	Tom Hennessey	Dartmouth	17-110	9/10/1983	Gill Fenerty	Boston Univ.	25-196
11/11/1961	Pat McCarthy	Massachusetts	9-118	9/24/1983	Gill Fenerty	New Hampshire	20-109
11/24/1962	Jim Holloran	Connecticut	8-102	9/24/1983	Chuck Doyle	New Hampshire	12-101
11/9/1963	Jim Marcellino	VMI	24-106	10/1/1983	Gill Fenerty	Dartmouth	16-120
11/30/1963	Jim Marcellino	Boston College	30-128	10/15/1983	Gill Fenerty	Connecticut	30-104
10/17/1964	Jack Lentz	Quantico	29-155	10/29/1983	Gill Fenerty	Columbia	18-337
10/24/1964	Jack Lentz	Buffalo	16-164	9/22/1984	Gill Fenerty	Massachusetts	23-126
10/31/1964	Jack Lentz	Richmond	20-173	9/29/1984	Gill Fenerty	Harvard	22-105
11/14/1964	Jack Lentz	Boston Univ.	18-134	10/6/1984	Gill Fenerty	Dartmouth	20-154
11/5/1966	Jack Lentz	Massachusetts	24-110	10/13/1984	Gill Fenerty	Colgate	17-137
11/12/1966	Jack Lentz	Rutgers	21-138	10/20/1984	Gill Fenerty	Connecticut	14-115
11/19/1966	Jack Lentz	Connecticut	19-125	10/27/1984	Gill Fenerty	Brown	22-102
11/18/1967	Steve Jutras	Rutgers	20-101	11/3/1984	Gill Fenerty	Boston Univ.	22-158
10/19/1968	Steve Jutras	Boston Univ.	23-116	9/14/1985	Gill Fenerty	Colgate	35-230
11/16/1968	Steve Jutras	Rutgers	28-132	9/28/1985	Gill Fenerty	Delaware	37-204
10/10/1970	Mark Monty	Colgate	18-115	10/5/1985	Gill Fenerty	Dartmouth	27-137
10/17/1970	Joe Wilson	Boston Univ.	8-123	10/5/1985	Chuck Doyle	Dartmouth	28-111
11/21/1970	Joe Wilson	Connecticut	22-143	10/12/1985	Gill Fenerty	Yale	26-182
10/16/1971	Joe Wilson	Boston Univ.	16-168	11/2/1985	Gill Fenerty	Army	18-123
10/23/1971	Joe Wilson	Syracuse	18-115	11/9/1985	Gill Fenerty	Harvard	26-209
10/30/1971	Joe Wilson	Northeastern	15-106	9/13/1986	Tom Kelleher	Lehigh	28-145
11/6/1971	Joe Wilson	Massachusetts	18-123	9/27/1986	Gordie Lockbaum	Harvard	13-147
11/27/1971	Joe Wilson	Boston College	22-105	11/1/1986	Tom Kelleher	Massachusetts	22-148
9/16/1972	Joe Wilson	Rutgers	34-274	11/14/1987	Tom Kelleher	William & Mary	12-117
9/23/1972	Steve Buchanan	Brown	16-141	11/19/1987	Tom Kelleher	Villanova	22-102
9/23/1972	Fran Meagher	Brown	17-102	9/24/1988	Joe Segreti	Princeton	27-110
9/30/1972	Steve Buchanan	Temple	25-125	10/8/1988	Joe Segreti	Dartmouth	32-159
10/14/1972	Joe Wilson	Colgate	22-173	10/15/1988	Joe Segreti	Lehigh	29-214
11/25/1972	Joe Wilson	Connecticut	26-132	10/22/1988	Joe Segreti	Brown	34-150
9/8/1973	Steve Buchanan	Massachusetts	26-131	10/29/1988	Joe Segreti	Colgate	30-126
9/22/1973	Steve Buchanan	New Hampshire	21-117	11/19/1988	Joe Segreti	Northeastern	28-116
10/13/1973	Jim Haldeman	Colgate	20-126	9/26/1989	Joe Segreti	Lafayette	20-110
10/27/1973	Steve Buchanan	Army	28-109	9/23/1989	Joe Segreti	Harvard	29-174
11/24/1973	Steve Buchanan	Connecticut	24-139	10/14/1989	Joe Segreti	Army	19-102
12/1/1973	Steve Buchanan	Boston College	26-107	10/21/1989	Joe Segreti	Colgate	23-111
10/12/1974	Bob Morton	Colgate	16-100	10/28/1989	Joe Segreti	Brown	26-118
11/9/1974	Mark Cannon	Massachusetts	20-130	11/11/1989	Joe Segreti	Lehigh	21-101
11/9/1974	Bob Morton	Massachusetts	22-101	11/18/1989	Joe Segreti	Bucknell	20-116
10/11/1975	Steve Hunt	Colgate	35-165	9/8/1990	Joe Segreti	Massachusetts	28-109
11/22/1975	Steve Hunt	Connecticut	23-100	10/6/1990	Joe Segreti	Dartmouth	35-239
10/15/1976	Bob Morton	Boston Univ.	26-111	10/20/1990	Joe Segreti	Lehigh	23-111
10/30/1976	Brian Doherty	Rhode Island	16-175	10/27/1990	Joe Segreti	Lafayette	16-120

100-YARD RUSHERS / 300-YARD PASSERS

100-YARD RUSHERS (1950-2011)

Date	Name	Opponent	Att-Yards
11/3/1990	Joe Segreti	Bucknell	20-102
11/10/1990	Joe Segreti	Fordham	18-113
11/17/1990	Joe Segreti	Colgate	23-134
9/14/1991	Jerome Fuller	Massachusetts	25-207
9/21/1991	Jerome Fuller	Boston Univ.	29-127
9/28/1991	Jerome Fuller	Pennsylvania	24-164
10/5/1991	Jerome Fuller	Harvard	29-172
10/12/1991	Jerome Fuller	Dartmouth	30-101
10/26/1991	Jerome Fuller	Lehigh	24-166
11/2/1991	Jerome Fuller	Lafayette	15-118
11/9/1991	Jerome Fuller	Bucknell	27-117
11/23/1991	Jerome Fuller	Colgate	29-115
9/19/1992	Orlando Cepero	Massachusetts	17-110
10/24/1992	Eric Sampson	Bucknell	15-109
11/14/1992	Eric Sampson	Colgate	16-110
9/17/1994	J.R. Walz	Massachusetts	12-103
10/22/1994	J.R. Walz	Lafayette	33-112
10/29/1994	J.R. Walz	Fordham	32-100
11/18/1995	J.R. Walz	Colgate	19-172
9/21/1996	J.R. Walz	Colgate	20-150
9/28/1996	J.R. Walz	Princeton	19-100
11/23/1996	Rob Sanchez	Georgetown	13-126
11/8/1997	Joe Chambers	Lehigh	21-126
11/8/1997	John Aloisi	Lehigh	9-106
10/3/1998	Joe Chambers	Towson	26-175
11/14/1998	J.R. Walz	Fordham	17-122
10/9/1999	Michael Gillis	Yale	16-106
11/20/1999	Brian Hall	Colgate	17-105
9/9/2000	Brian Hall	Georgetown	12-116
9/16/2000	Brian Hall	Harvard	24-116
11/18/2000	Michael Gillis	Fordham	21-109
10/13/2001	Calvin Souder	Dartmouth	13-114
10/20/2001	Calvin Souder	Lafayette	21-136
10/5/2002	Gideon Akande	Yale	26-130
10/19/2002	Brian Hall	Dartmouth	12-110
10/26/2002	Gideon Akande	Lehigh	22-122
11/9/2002	Gideon Akande	Fordham	24-119
9/13/2003	Steve Silva	Georgetown	29-147
11/6/2004	Steve Silva	Marist	21-121
11/20/2004	Steve Silva	Georgetown	21-103
9/10/2005	Steve Silva	Georgetown	20-110
9/24/2005	Steve Silva	Delaware	24-106
10/15/2005	Steve Silva	Dartmouth	25-132
11/12/2005	Steve Silva	Lafayette	23-103
11/19/2005	Steve Silva	Bucknell	33-201
9/30/2006	Terrance Gass	Fordham	21-102
11/4/2006	Mike Kielt	Bucknell	26-149
10/27/2007	Terrance Gass	Bucknell	12-125
9/27/2008	Terrance Gass	Georgetown	24-135
10/18/2008	Mike Kielt	Dartmouth	18-120
10/25/2008	Mike Kielt	Lehigh	18-105
10/24/2009	Dominic Randolph	Colgate	14-116
10/15/2011	Ryan Taggart	Dartmouth	23-176
11/19/2011	Eddie Houghton	Fordham	15-153

300-YARD PASSERS (1950-2011)

Date	Name	Opponent	Cmp-Att-Yds
9/29/1973	Peter Vaas	Temple	18-35-343
11/1/1980	Dave Boisture	Columbia	27-46-387
9/20/1986	Jeff Wiley	Lafayette	20-37-320
11/1/1986	Jeff Wiley	Massachusetts	16-28-310
9/26/1987	Jeff Wiley	Lehigh	27-39-414
10/3/1987	Jeff Wiley	Colgate	28-43-354
10/10/1987	Jeff Wiley	Dartmouth	25-33-347
10/17/1987	Jeff Wiley	Bucknell	20-30-389
10/31/1987	Jeff Wiley	Massachusetts	27-39-438
11/7/1987	Jeff Wiley	Harvard	17-37-318
11/19/1987	Jeff Wiley	Villanova	29-45-381
9/17/1988	Jeff Wiley	Lafayette	22-38-327
10/1/1988	Jeff Wiley	Harvard	31-53-390
11/12/1988	Jeff Wiley	Bucknell	25-35-314
11/19/1988	Jeff Wiley	Northeastern	23-32-358
9/9/1989	Tom Ciaccio	Villanova	31-43-449
9/30/1989	Tom Ciaccio	Princeton	25-42-343
10/7/1989	Tom Ciaccio	Dartmouth	24-38-350
11/18/1989	Tom Ciaccio	Bucknell	24-38-326
9/29/1990	Tom Ciaccio	Harvard	22-36-377
10/13/1990	Tom Ciaccio	Brown	19-29-312
10/20/1990	Tom Ciaccio	Lehigh	28-45-336
9/28/1991	Tom Ciaccio	Pennsylvania	24-38-370
10/19/1991	Tom Ciaccio	Brown	24-37-363
10/26/1991	Tom Ciaccio	Lehigh	23-32-350
11/2/1991	Tom Ciaccio	Lafayette	27-35-300
11/9/1991	Tom Ciaccio	Bucknell	24-41-390
9/11/1999	Ryan Collar	Georgetown	21-48-305
11/20/1999	Brian Hall	Colgate	19-36-301
11/18/2000	Erreick Stewart	Fordham	28-39-388
10/20/2001	Brian Hall	Lafayette	32-42-416
11/9/2002	Brian Hall	Fordham	20-35-366
9/27/2003	John O'Neil	San Diego	24-37-324
10/7/2006	Dominic Randolph	Brown	30-39-329
10/21/2006	Dominic Randolph	Lafayette	34-46-352
10/28/2006	Dominic Randolph	Lehigh	26-53-309
9/15/2007	Dominic Randolph	Harvard	29-55-339
9/22/2007	Dominic Randolph	Georgetown	22-33-302
10/6/2007	Dominic Randolph	Brown	29-37-404
10/20/2007	Dominic Randolph	Lehigh	22-32-375
10/27/2007	Dominic Randolph	Bucknell	30-43-363
11/3/2007	Dominic Randolph	Fordham	32-53-309
11/17/2007	Dominic Randolph	Colgate	29-42-441
10/4/2008	Dominic Randolph	Yale	41-63-376
10/11/2008	Dominic Randolph	Brown	41-54-430
10/18/2008	Dominic Randolph	Dartmouth	33-45-391
10/25/2008	Dominic Randolph	Lehigh	28-39-330
11/1/2008	Dominic Randolph	Bucknell	38-49-398
11/8/2008	Dominic Randolph	Fordham	35-59-407
11/15/2008	Dominic Randolph	Lafayette	28-49-422
11/22/2008	Dominic Randolph	Colgate	16-27-316
9/5/2009	Dominic Randolph	Georgetown	36-56-414
10/3/2009	Dominic Randolph	Northeastern	16-24-305
10/10/2009	Dominic Randolph	Brown	38-53-411
10/31/2009	Dominic Randolph	Fordham	23-35-314
11/14/2009	Dominic Randolph	Lafayette	23-37-348
11/28/2009	Dominic Randolph	Villanova	31-51-347
9/17/2011	Ryan Taggart	Harvard	22-35-320
10/1/2011	Ryan Taggart	New Hampshire	40-57-412
10/22/2011	Ryan Taggart	Bucknell	32-58-380
11/19/2011	Ryan Taggart	Fordham	24-37-334

THE LAST TIME AN INDIVIDUAL . . .

CATEGORY

HOLY CROSS

OPPONENT

Fumble Return For TD
Kickoff Return For TD
Punt Return For TD
Interception Return For TD
Blocked Punt Return For TD
Blocked Field Goal Return For TD
Scored Defensive Extra Point

68 yds, Cav Koch at Lafayette, 11/13/2010
 75 yds, Mike Fess vs. Bucknell, 11/20/2010
 85 yds, Freddie Santana vs. Howard, 9/4/2010
 97 yds, Andrew Zitnik vs. Harvard, 9/17/2011
 5 yds, Dave Seger vs. Bucknell, 11/2/2002
 n / a
 Matt Dugan vs. Marist, 11/6/2004

0 yds, Taylor Babcock, Dartmouth, 10/18/2008
 99 yds, Garry Coles, Sacred Heart, 9/12/2009
 87 yds, Brian Edwards, Harvard, 9/18/2004
 43 yds, Pat Scolah, Dartmouth, 10/16/2010
 2 yds, Tyrell Coon, Lafayette, 11/10/2007
 n / a
 Blake Costanzo, Lafayette, 11/13/2004

Blocked Punt
Blocked Field Goal
Blocked Extra Point
Safety

Ben Coffaro at Bucknell, 10/22/2011
 Alex Carson at Brown, 10/10/2009
 Mude Ohimor vs. Bucknell, 11/20/2010
 Team at Massachusetts, 9/1/2007

Marcel Quarterman, Lafayette, 11/10/2007
 Michael Phillips, Lafayette, 11/13/2010
 Joseph Francis, Bucknell, 10/22/2011
 Lamont Sonds, Colgate, 10/23/2010

Rushed For 100 Yards
Rushed For 200 Yards
Rushed For 300 Yards
Two Players Rushed For 100 Yards

153 yds, Eddie Houghton at Fordham, 11/19/2011
 201 yds, Steve Silva at Bucknell, 11/19/2005
 337 yds, Gill Fenerty vs. Columbia, 10/29/1983
 126 yds, Joe Chambers & 109 yds, John Aloisi at Lehigh, 11/8/1997

102 yds, Zach Barket, Lehigh, 11/5/2011
 206 yds, Jordan Scott, Colgate, 11/17/2007
 n / a

Rushed For 3 TDs
Rushed For 4 TDs
60-Yard Rushing Play
70-Yard Rushing Play
80-Yard Rushing Play
90-Yard Rushing Play

3 TDs, Mike Kielt at Dartmouth, 10/18/2008
 4 TDs, Steve Silva at Bucknell, 11/19/2005
 74 yds, Terrance Gass at Lehigh, 10/20/2007
 74 yds, Terrance Gass at Lehigh, 10/20/2007
 n / a
 n / a

140 yds, Kadero Watson & 105 yds, Kenny Davis, Bucknell, 11/19/2005
 3 TDs, Jordan Scott, Colgate, 11/17/2007
 5 TDs, Mike McLeod, Yale, 9/29/2007
 61 yds, Jonte Coven, Fordham, 11/3/2007
 80 yds, A.J. Kizekai, Bucknell, 10/27/2007
 80 yds, A.J. Kizekai, Bucknell, 10/27/2007
 n / a

Passed For 300 Yards
Passed For 400 Yards
Passed For 500 Yards
Completed 30 Passes
Completed 40 Passes
Passed For 4 TDs
Passed For 5 TDs
Passed For 6 TDs

334 yds, Ryan Taggart at Fordham, 11/19/2011
 412 yds, Ryan Taggart at New Hampshire, 10/1/2011
 n / a
 32, Ryan Taggart at Bucknell, 10/22/2011
 40, Ryan Taggart at New Hampshire, 10/1/2011
 4 TDs, Dominic Randolph at Fordham, 10/31/2009
 5 TDs, Dominic Randolph at Northeastern, 10/3/2009
 6 TDs, Dominic Randolph at Brown, 10/6/2007

352 yds, Kevin Decker, New Hampshire, 10/1/2011
 427 yds, John Skelton, Fordham, 10/31/2009
 526 yds, Michael Dougherty, Brown, 10/11/2008
 35, Ryan O'Neil, Lafayette, 11/13/2010
 43, John Skelton, Fordham, 10/31/2009
 4 TDs, Kevin Decker, New Hampshire, 10/1/2011
 5 TDs, Mark Borda, Lehigh, 10/9/2004
 n / a

Caught 10 Passes
Caught 15 Passes
Two Players Caught 10 Passes

12, Gerald Mistretta vs. Dartmouth, 10/15/2011
 15, Gordie Lockbaum at Villanova, 11/19/1987
 13, Kyle Toulouse & 11, Mike Fess at New Hampshire, 10/1/2011

13, Mark Layton, Lafayette, 11/13/2010
 15, Trevan Samp, Brown, 10/10/2009
 13, Stephen Skelton & 10, David Moore, Fordham, 10/31/2009

Had 100 Yards Receiving
Had 200 Yards Receiving
Two Players Had 100 Yards Receiving

105 yds, Kyle Toulouse at Fordham, 11/19/2011
 211 yds, David Kasouf vs. Fordham, 11/9/2002
 136 yds, Gerald Mistretta & 110 yds, Kyle Toulouse at New Hampshire, 10/1/2011
 3 TDs, Freddie Santana at Fordham, 10/31/2009
 4 TDs, Ari Confesor at Dartmouth, 10/19/2002

113 yds, Greg Wilson, Fordham, 11/19/2011
 206 yds, Trevan Samp, Brown, 10/10/2009
 115 yds, Kyle Hayes & 102 yds, Mark Ross, Lafayette, 11/12/2011
 3 TDs, Javarus Dudley, Fordham, 11/8/2003
 4 TDs, Luke McArdle, Georgetown, 9/13/2003

60-Yard Pass Play

71 yds, Ryan Taggart to Kyle Toulouse at Fordham, 11/19/2011

60 yds, Kevin Decker to Justin Mello, New Hampshire, 10/1/2011

70-Yard Pass Play

71 yds, Ryan Taggart to Kyle Toulouse at Fordham, 11/19/2011

79 yds, Marcello Trigg to A.J. Kizekai, Bucknell, 11/1/2008

80-Yard Pass Play

86 yds, Erreick Stewart to Steve Green vs. Fordham, 11/18/2000

83 yds, Chris Brown to Luke Graham, Colgate, 11/23/2002

90-Yard Pass Play

95 yds, Tom Ciaccio to Mark Roman at Bucknell, 11/9/1991

98 yds, Steve Monaco to Emerson Foster, Rhode Island, 9/3/1988

Kicked 45 Yard Field Goal
Kicked 50 Yard Field Goal
Kicked 4 Field Goals

46 yds, Matt Partain vs. Brown, 10/11/2008
 n / a
 5 FGs, Chris Vella at Army, 9/7/2002

47 yds, Will Carney, Bucknell, 11/1/2008
 51 yds, Rick Ziska, Lafayette, 11/12/2005
 4 FGs, Chris Lutz, Princeton, 9/24/1988

Punted 60 Yards
Punted 70 Yards

63 yds, Don Lemieux vs. Howard, 9/4/2010
 73 yds, Mike Holloway vs. Lafayette, 11/10/2007

79 yds, Tom Kondash, Lafayette, 11/15/2008
 79 yds, Tom Kondash, Lafayette, 11/15/2008

THE LAST TIME A TEAM . . .

CATEGORY	HOLY CROSS	OPPONENT
Had 400 Yards Total Offense	582 yds at Fordham, 11/19/2011	445 yds, Fordham, 11/19/2011
Had 500 Yards Total Offense	582 yds at Fordham, 11/19/2011	556 yds, New Hampshire, 10/1/2011
Had 600 Yards Total Offense	614 yds vs. Georgetown, 9/22/2007	627 yds, Fordham, 10/31/2009
Had 200 Yards Rushing	248 yds at Fordham, 11/19/2011	204 yds, New Hampshire, 10/1/2011
Had 300 Yards Rushing	312 yds vs. Georgetown, 9/22/2007	321 yds, Bucknell, 11/21/2009
Had 400 Yards Rushing	583 yds vs. Columbia, 10/29/1983	412 yds, Yale, 9/29/2007
Had 500 Yards Rushing	583 yds vs. Columbia, 10/29/1983	n / a
Had 300 Yards Passing	334 yds at Fordham, 11/19/2011	352 yds, New Hampshire, 10/1/2011
Had 400 Yards Passing	412 yds at New Hampshire, 10/1/2011	427 yds, Fordham, 10/31/2009
Had 500 Yards Passing	n / a	526 yds, Brown, 10/11/2008
Had 30 First Downs	31 at Fordham, 11/19/2011	31, Lafayette, 11/13/2010
Had 35 First Downs	37 vs. Pennsylvania, 9/28/1991	38, Fordham, 10/31/2009
Scored 40 Points	41 at Fordham, 11/19/2011	45, UMass, 9/6/2008
Scored 50 Points	52 vs. Sacred Heart, 9/12/2009	56, Lafayette, 11/13/2004
Scored 60 Points	63 vs. Lafayette, 10/20/2001	62, Lehigh, 10/23/1999
Was Shut Out	at Harvard, 9/18/2004	Georgetown, 9/22/2007
Was Held Without A TD	at Harvard, 9/18/2004	Georgetown, 9/22/2007
Had 4 Turnovers	5 vs. Georgetown, 10/29/2011	4, Dartmouth, 10/16/2010
Had 5 Turnovers	5 vs. Georgetown, 10/29/2011	5, Georgetown, 9/27/2008
Had 6 Turnovers	6 at Bucknell, 10/22/2011	6, Lehigh, 10/20/2007
Had 5 Quarterback Sacks	6 at Bucknell, 10/22/2011	6, Bucknell, 10/22/2011
Made 2-Point Conversion	at Dartmouth, 10/14/2006	New Hampshire, 10/1/2011
Failed 2-Point Conversion	vs. Lafayette, 11/12/2011	Georgetown, 10/29/2011
Missed Extra Point By Kick	at Fordham, 11/19/2011	Bucknell, 11/20/2010
Won After Trailing By 14 Points	27-20 vs. Colgate, 11/17/2007 (trailed 14-0 in 2nd quarter)	45-42, UMass, 9/6/2008 (trailed 28-14 in 2nd quarter)
Won In The Final Minute	31-24 at Colgate, 10/23/2010 (scored winning TD with 0:05 remaining)	34-31, Brown, 10/10/2009 (kicked winning FG with 0:03 remaining)
Won In Overtime	24-21 at Dartmouth, 10/14/2006	31-28, Yale, 10/4/2008
Played A Tie Game	10-10 vs. Massachusetts, 9/8/1990	10-10, Massachusetts, 9/8/1990

YEAR-BY-YEAR RECORDS

Year	GP	W-L-T	Pct.	Year	GP	W-L-T	Pct.	Overall		Patriot League							
								Year	GP	W-L-T	Pct.	W-L-T	Pct.	Place			
1896	6	2-2-2	.500	1940	10	4-5-1	.450	1980	11	3-8-0	.273						
1897	8	4-3-1	.563	1941	10	4-4-2	.500	1981	11	6-5-0	.545						
1898	10	5-4-1	.550	1942	10	5-4-1	.550	1982	11	8-3-0	.727						
1899	10	5-5-0	.500	1943	8	6-2-0	.750	1983 \$	12	9-2-1	.792						
1890s	34	16-14-4	.529	1944	9	5-2-2	.667	1984	11	8-3-0	.727						
1900	9	5-3-1	.611	1945 %	10	8-2-0	.800	1985	11	4-6-1	.409						
1901	9	7-1-1	.833	1946	9	5-4-0	.556	1986 #	11	10-1-0	.909	4-0-0	1.000	1st			
1902	9	6-2-1	.722	1947	10	4-4-2	.500	1987 #	11	11-0-0	1.000	4-0-0	1.000	1st			
1903	10	8-2-0	.800	1948	10	5-5-0	.500	1988	11	9-2-0	.818	3-1-0	.750	2nd			
1904	9	2-5-2	.333	1949	10	1-9-0	.100	1989 #	11	10-1-0	.909	4-0-0	1.000	1st			
1905	9	6-3-0	.667	1940s	96	47-41-8	.531	1980s	111	78-31-2	.712	15-1-0	.938				
1906	8	4-3-1	.563	1950	10	4-5-1	.450	1990 #	11	9-1-1	.864	5-0-0	1.000	1st			
1907	10	1-7-2	.200	1951	10	8-2-0	.800	1991 #	11	11-0-0	1.000	5-0-0	1.000	1st			
1908	8	4-4-0	.500	1952	10	8-2-0	.800	1992	11	6-5-0	.545	4-1-0	.800	2nd			
1909	8	2-4-2	.375	1953	10	5-5-0	.500	1993	11	3-8-0	.273	2-3-0	.400	4th			
1900s	89	45-34-10	.562	1954	10	3-7-0	.300	1994	11	3-8-0	.273	3-2-0	.600	2nd			
1910	8	3-3-2	.500	1955	10	6-4-0	.600	1995	11	2-9-0	.182	1-4-0	.200	5th			
1911	9	4-5-0	.444	1956	9	5-3-1	.611	1996	11	2-9-0	.182	1-4-0	.200	6th			
1912	8	4-3-1	.563	1957	9	5-3-1	.611	1997	11	4-7-0	.364	2-4-0	.333	4th			
1913	9	3-6-0	.333	1958	9	6-3-0	.667	1998	11	2-9-0	.182	1-5-0	.167	6th			
1914	8	2-5-1	.313	1959	10	6-4-0	.600	1999	11	3-8-0	.273	2-4-0	.333	5th			
1915	8	3-3-2	.500	1950s	97	56-38-3	.593	1990s	110	45-64-1	.414	26-27-0	.491				
1916	9	4-5-0	.444	1960	10	6-4-0	.600	2000	11	7-4-0	.636	4-2-0	.667	2nd			
1917	7	3-4-0	.429	1961	10	7-3-0	.700	2001	10	4-6-0	.400	3-4-0	.429	5th			
1918	2	2-0-0	1.000	1962	10	6-4-0	.600	2002	12	4-8-0	.333	2-5-0	.286	6th			
1919	8	5-3-0	.625	1963	9	2-6-1	.278	2003	12	1-11-0	.083	1-6-0	.143	7th			
1910s	76	33-37-6	.474	1964	10	5-5-0	.500	2004	11	3-8-0	.273	1-5-0	.167	6th			
1920	8	5-3-0	.625	1965	10	2-7-1	.250	2005	11	6-5-0	.545	3-3-0	.500	4th			
1921	8	5-3-0	.625	1966	10	6-3-1	.650	2006	11	7-4-0	.636	4-2-0	.667	3rd			
1922	10	7-2-1	.750	1967	10	5-5-0	.500	2007	11	7-4-0	.636	4-2-0	.667	2nd			
1923	10	8-2-0	.800	1968	10	3-6-1	.350	2008	11	7-4-0	.636	5-1-0	.833	2nd			
1924	9	7-1-1	.833	1969	2	0-2-0	.000	2009 \$#	12	9-3-0	.750	5-1-0	.833	1st			
1925	10	8-2-0	.800	1960s	91	42-45-4	.484	2000s	112	55-57-0	.491	32-31-0	.508				
1926	10	7-1-2	.800	1970	11	0-10-1	.045	2010	11	6-5-0	.545	4-2-0	.667	2nd			
1927	9	6-3-0	.667	1971	10	4-6-0	.400	2011	11	6-5-0	.545	4-2-0	.667	2nd			
1928	10	5-3-2	.600	1972	10	5-4-1	.550	2010s	22	12-10-0	.545	8-4-0	.667				
1929	10	6-4-0	.600	1973	11	5-6-0	.455										
1920s	94	64-24-6	.713	1974	11	5-5-1	.500										
1930	10	8-2-0	.800	1975	11	1-10-0	.091										
1931	10	7-2-1	.750	1976	11	3-8-0	.273										
1932	10	6-2-2	.700	1977	11	2-9-0	.182										
1933	9	7-2-0	.778	1978	11	7-4-0	.636										
1934	10	8-2-0	.800	1979	11	5-6-0	.455										
1935	10	9-0-1	.950	1970s	108	37-68-3	.356										
1936	10	7-2-1	.750														
1937	10	8-0-2	.900														
1938	9	8-1-0	.889														
1939	9	7-2-0	.778														
1930s	97	75-15-7	.809														
								116 Yrs 1137		605-478-54		.556		81-63-0		.563	
								% Orange Bowl		\$ NCAA Playoffs		# Patriot League Champions					

TRADITION OF EXCELLENCE

1896-1929:

THE EARLY YEARS

The first four seasons of Holy Cross football gave little indication of the great successes to come. In the school's first varsity game on Oct. 17, 1896, the Crusaders lost to Worcester Polytechnic Institute by a 10-0 margin. Later that first year, the Crusaders played the most controversial game in school history, a contest against Boston College which each school claims as a victory.

THE DISPUTED 1896 BOSTON COLLEGE GAME

On Nov. 14, 1896, Holy Cross claims to have won a 6-4 game over Boston College, while the Eagles claim to have won by a score of 8-6. With less than three minutes to play and the Crusaders leading 6-4, a fight broke out on the field. During the melee, Boston College's Hugh McGrath picked up the ball and crossed the Holy Cross goal line. The officials, however, did not allow the score, and the Eagles left the field in protest. The referee then awarded the win to Holy Cross, and the Crusaders left the field with an apparent victory. However, the story, does not end there. The referee decided to reverse his decision after a Boston College protest, and asked both teams to return to the field. Holy Cross refused and claimed a 6-4 win, while the Eagles returned to field, scored without opposition, and claimed to have taken an 8-6 victory.

OTHER HIGHLIGHTS

Sept. 26, 1903: The Crusaders defeat Massachusetts Agricultural College 6-0 in their first home game on campus.

Sept. 26, 1908: Holy Cross defeats Norwich 5-0, in the first game played at the present site of Fitton Field.

Oct. 30, 1920: Lou Smith boots a 38-yard field goal to hand Syracuse its first loss, 3-0.

Sept. 27, 1924: Holy Cross defeats Catholic 13-7, in the first game at the newly-constructed Fitton Field.

Nov. 29, 1924: The Crusaders whip Boston College 33-0, before 50,000 fans at Braves Field.

Oct. 17, 1925: Holy Cross scores its first victory over Harvard, as captain John Crowley kicks the extra point in a 7-6 comeback victory.

1930s:

THE ANDERSON ERA

The great Crusader teams of the 1930s were among the most dominating in school history, compiling a 75-15-7 record. The outstanding .809 winning percentage is the best of any decade in Holy Cross history, and the 76 wins were only exceeded by the 78 victories during the 1980s.

A large part of that success was due to Dr. Eddie Anderson, who took over as the Crusaders' coach in 1933. Anderson led Holy Cross from 1933-1938, and later returned for 15 more seasons from 1950-1964. During his initial stint, Anderson racked up a 47-7-4 mark, including the school's first two undefeated campaigns — 1935 (9-0-1) and 1937 (8-0-2).

The Anderson era began with a bang, as Holy Cross crushed St. Michael's 50-0 in his first game as Crusader mentor on Sept. 30, 1933, and just got better from there.

OTHER HIGHLIGHTS

Oct. 10, 1936: "Bullet" Bill Osmanski's 76-yard interception return sparks Holy Cross to a 7-0 win over Dartmouth, its first in the series.

THE UNDEFEATED 1935 SEASON

Dr. Eddie Anderson's 1935 squad finished the season with an overall record of 9-0-1, to become the first undefeated team in school history. En route to the undefeated season, Holy Cross topped Colgate 3-0 on a Rex Kidd field goal, handing the Red Raiders their first loss to an Eastern opponent in four years. Also included in that season was a 79-0 blitzing of Bates on Nov. 16 (the school's largest ever margin of victory), in which the Crusaders totaled 736 rushing yards and 12 touchdowns. Fittingly, Anderson's Crusaders finished their undefeated season with a 20-6 victory over Boston College on Nov. 30.

Nov. 26, 1938: Holy Cross completes an 8-1 season with a 29-7 win over Boston College, and the Crusaders end the season ranked ninth in the final Associated Press poll. Dr. Anderson leaves Holy Cross for the University of Iowa after compiling a 47-7-4 record over six seasons.

Oct. 14, 1939: Holy Cross beats Georgia 13-0, giving the Crusaders three victories over the Bulldogs in three years. The visiting Crusaders had to overcome some shaky officiating from the southern officials, who later got into a showing match with the two northern officials.

1940s:

OF BOWLS & UPSETS

The Holy Cross teams of the 1940s did not distinguish themselves with their record (47-41-8), but instead with a pair of performances that are vivid in the minds of many even today.

In one of the greatest upsets in college football history, Holy Cross stunned undefeated and top-ranked Boston College 55-12 at Fenway Park on Nov. 28, 1942. Johnny Bezemes caught two touchdown passes from John Grigas, threw for a score, and returned an interception 64 yards for another touchdown, helping knock the Eagles out of a Sugar Bowl berth. Holy Cross finished just 5-4-1, but was 19th in the final Associated Press poll. That night, 496 people died in a fire at the Cocomut Grove night club, where Boston College had planned a victory celebration, but cancelled after the loss. The fire was the nation's worst since 1903.

A few years later, the Crusaders faced Miami on Jan. 1, 1946, in the Orange Bowl, suffering a 13-6 defeat. The game was tied 6-6 in the closing seconds when Holy Cross tried a last-play long pass, but Miami's Al Hudson intercepted the tipped pass and took it back 89 yards for the game-winning touchdown.

OTHER HIGHLIGHTS

Sept. 27, 1941: The Crusaders open the season with a 19-13 victory over Louisiana State at Tiger Stadium in Baton Rouge, La.

Oct. 14, 1945: A Fitton Field crowd of 26,000 sees Stan Koslowski score two touchdowns, pass for another and kick two extra points in a 26-7 victory over Villanova. Later that season, Koslowski would throw Holy Cross' only touchdown pass in the Orange Bowl loss to Miami.

TRADITION OF EXCELLENCE

1950s:

THE ANDERSON ERA, PART II

After departing Holy Cross for Iowa in 1939, Anderson returned to Worcester to guide the Crusaders from 1950 to 1964. Although not quite as successful as his first stint with Holy Cross in the 1930s, Anderson's teams in the 1950s team compiled a 56-38-3 mark (.593). During his second tenure, Anderson's Crusaders also managed to defeat Boston College seven times.

OTHER HIGHLIGHTS

Dec. 2, 1950: Trailing Boston College 14-0, after suffering a 76-0 defeat against the Eagles the year before, Johnny Turco's 97-yard kickoff return sparks Holy Cross to a 32-14 win.

Sept. 26, 1953: Holy Cross defeats Dartmouth 28-6 in Lynn, Mass., in the first nationally televised game from New England.

Nov. 6, 1955: After Tony Santaniello recovers a Dayton fumble, Tom Roberts hits Dale Hohl for a nine-yard score with just 50 seconds remaining for a 13-7 victory.

Dec. 1, 1956: Bill Smithers finds Paul Toland with 39 seconds left for a 7-0 win over Boston College.

Nov. 30, 1957: Vince Promuto recovers eight Boston College fumbles in Holy Cross' soggy 14-0 victory.

Oct. 18, 1958: John Esposito's 81-yard return of a blocked field goal late in the game gives the Crusaders a 14-8 win over Dartmouth.

1960s:

A SHORTENED SEASON

The highlight, such as it is, of this decade was the season that wasn't — 1969. Along with the 1918 team, the 1969 squad played the shortest schedule of any Crusader team — just two games. After losing to Harvard and Dartmouth to start the season, nearly 90 players and coaches from Bill Whitton's squad were inflicted with hepatitis, forcing the cancellation of the final eight games of the season. In a touching gesture, the team from Sacramento State decided to dedicate its season to Holy Cross, wearing the Crusaders' purple jerseys against Puget Sound and flying Crusader co-captains Tom Lamb and Bill Moncevicz to the game. Sacramento State flanker Mike Carter, who initiated his school's involvement with Holy Cross, was presented with an honorary O'Melia Award.

OTHER HIGHLIGHTS

Nov. 28, 1964: In Anderson's final game as Crusader coach, Holy Cross falls to Boston College 10-8. Anderson finished his 21 seasons at Holy Cross with a 129-67-8 (.652) record.

Nov. 26, 1966: Jack Lentz hits Pete Kimener for a touchdown in the final minute to beat Boston College, 32-26. Mike Kaminski had kicked a pair of then-record 44-yard field goals in the first quarter. Lentz becomes the first player to win the Edward O'Melia Award twice.

1970s:

TRYING TIMES

Any program that spans a century is bound to have some down years, and for Holy Cross football that period was the 1970s. Amazingly, this is one of just four decades in which the Crusaders finished below .500, as they posted an overall mark of 37-68-3 (.352) from 1970-1979. Even in the down times, however, Holy Cross had some high points — in this case back-to-back wins over Boston College in 1977 and 1978. In addition, head coach Ed Doherty took over a team that had not won a game since 1968 and directed the Crusaders to a 4-6 mark in 1971 — becoming the first coach to earn New England Coach of the Year honors with a losing record.

PAT MCCARTHY IN THE NCAA RECORD BOOK

A trio of NCAA records by a Crusader quarterback have stood the test of time. Pat McCarthy (Class of 1963) stands among Holy Cross' all-time leaders in scoring (176 points), touchdown runs (25), total offense (4,534 yards) and passing yards (3,289), but his knack for the two-point conversion remains impressive almost 50 years later. In 1960, McCarthy scored six two-point conversions, which is still tied for the best single-season performance in NCAA history. His career totals of 13 conversion runs and 19 conversion passes are also NCAA records, which he continues to hold by himself.

OTHER HIGHLIGHTS

Oct. 17, 1970: In a 33-23 loss to Boston University, Colin Clapton connects with Eddie Jenkins on a 99-yard touchdown pass, tying an NCAA record.

Sept. 16, 1972: Joe Wilson romps to what was then a school-record 274 yards rushing, to lead Holy Cross to a 24-14 victory over Rutgers.

Sept. 21, 1974: John Provost intercepts four passes and returns two punts (59 and 82 yards) for scores against Brown. Provost would finish his career with 27 interceptions and 470 interception return yards, both of which currently rank as the second-most in NCAA Division I-AA history.

Sept. 23, 1978: The Crusaders travel to Colorado Springs, Colo., and post a 35-18 victory over a Bill Parcels-coached Air Force team.

1980s:

RETURN TO DOMINANCE

Simply put, the Crusaders of the 1980s were the most consistently dominating of any teams in school history. The numbers are gaudy: Holy Cross won more than 70 percent of its games (78-31-2, .711), outscored the opposition by an average of more than 10.5 points per game (27-16), won five Lambert Cups, four ECAC team of the year awards, and three of the initial four Patriot League championships.

The turning point for the program came on Dec. 17, 1980, when athletic director Ron Perry announced that Rick Carter would take the helm of the Crusaders, after leading Dayton to a 14-0 mark and the Division III national championship. On Sept. 12, 1981, Holy Cross topped Boston University 14-6 in Carter's debut, and the Crusaders' first game as a Division I-AA team. Carter compiled a 35-19-2 record in his five seasons, including leading Holy Cross to its only Division I-AA playoff game, a 28-21 home loss to Western Carolina in 1983.

Mark Duffner took over as head coach of the Crusaders on Feb. 8, 1986 — just six days after the death of Carter — and took an already successful program and turned it into the finest in Division I-AA. In his six seasons, Duffner's teams never won fewer than nine games, as he compiled an unbelievable 60-5-1 record.

TRADITION OF EXCELLENCE

But great coaches need great players, and the Crusaders of the 1980s were blessed with many. In addition to Gordie Lockbaum, Holy Cross had 12 other players earn first team All-America honors during the decade, and eight more earn second or third team honors — including the school's all-time leaders in rushing yards (Gill Fenerty, 3,680 yards), passing yards (Jeff Wiley, 9,698 yards) and interceptions (Dave Murphy, 28 interceptions, most in New England history and second-most in NCAA Division I-AA history).

OTHER HIGHLIGHTS

Oct. 29, 1983: Gill Fenerty has a spectacular game against Columbia, rushing for a school-record 337 yards and six touchdowns on just 18 carries (18.7 yards per carry).

Dec. 3, 1983: Third-ranked Holy Cross falls to Western Carolina 28-21, in the Division I-AA quarterfinals. The Crusaders claim their first Lambert Cup, and Rick Carter is named National Coach of the Year.

Dec. 1, 1984: A crowd of 25,000 fans pack Fitton to see Boston College's Doug Flutie on the day he would receive the Heisman Trophy. The Eagles won 45-10.

TWO-WAY STANDOUT GORDIE LOCKBAUM

If Gordie Lockbaum is not the greatest player in Holy Cross history, he is at least the most highly decorated. Lockbaum finished fifth in the Heisman Trophy voting as a junior, and then jumped to third in the voting as a senior, after capping his remarkable two-way career as a Crusader. Lockbaum was featured on numerous television shows, newspapers and magazines — including a feature in *Sports Illustrated*. Lockbaum was more than two-way hype however, as he still holds eight school records, in addition to being a two-time All-America selection for his play as a defensive back. His most explosive effort was a six touchdown performance against Dartmouth on Homecoming in 1986. Lockbaum was elected to the College Football Hall of Fame in 2001.

Sept. 13, 1986: Scott Rudy's 82-yard interception return for a touchdown lifts Holy Cross to a 17-14 win over Lehigh in the Colonial League's inaugural game.

Oct. 18, 1986: Bill Young's 38-yard field goal and a heroic defensive stand in the final minutes lift the Crusaders to a 17-14 victory at Army.

Nov. 22, 1986: Unbeaten Holy Cross takes a 14-0 lead over Hall of Fame Bowl-bound Boston College, but the Eagles come back to win 56-26 before a crowd of 25,000 at Fitton Field. The 82-game series is discontinued three months later.

Sept. 26, 1987: Quarterback Jeff Wiley throws for 414 yards and seven touchdowns in a 63-6 rout of Lehigh.

Nov. 19, 1987: Playing before an ESPN national television audience, Holy Cross defeats Villanova, 39-6, to complete its first 11-0 campaign and finish the season ranked No. 1 in the polls. Gordie Lockbaum catches 15 passes for 196 yards and sets or ties seven school records in his final game.

Sept. 24, 1988: Darin Cromwell laterals to Tim Donovan for a 72-yard kickoff return touchdown as time expires, stunning Princeton 30-26.

Sept. 9, 1989: In his first collegiate start, quarterback Tom Ciaccio completes 31 of 43 passes for a school-record 449 yards (in addition to finishing with a school-record 491 yards of total offense) in a 38-17 drubbing of Villanova.

1990s:

A DECADE OF TRANSITION

The start of the 1990s was really a continuation of the heady successes of the 1980s, as the final two seasons of Mark Duffner's reign resulted in another pair of Patriot League titles in 1990 (9-1-1) and 1991 (11-0). But the 1990s also saw full transition to the non-scholarship Patriot League.

The 1990s also featured a pair of milestones, as the Crusaders won their 500th game and made their first international trip. Win No. 500 came on Nov. 3, 1990, when Holy Cross defeated Bucknell 43-14. The first trip outside the country saw the Crusaders down Fordham 24-19 on Nov. 16, 1991, at the Wild Geese Classic in Limerick, Ireland. That win was also Holy Cross' 19th straight, breaking the Division I-AA record held by Eastern Kentucky.

OTHER HIGHLIGHTS

Nov. 17, 1990: The Holy Cross defense limits Colgate to 14 rushing yards in a 35-6 victory, clinching the Patriot League title. The Crusaders win their ninth straight game, and the defense finishes the season allowing just 106 points, the fewest since 1958.

Oct. 19, 1991: Mark Roman makes 11 catches for a school-record 216 yards in Holy Cross' 42-28 comeback win over Brown.

Oct. 26, 1991: In a battle of unbeaten teams that went above and beyond expectations, Holy Cross out-slugged Lehigh for a 43-42 victory in one of the school's most exciting games ever. The score was tied 7-7 at halftime, before the teams went out to combine for a league record 1,172 yards in total offense.

Nov. 23, 1991: The Crusaders complete their second-ever 11-0 season with a 28-3 thumping of Colgate at Fitton Field. Holy Cross finishes the season at No. 3 in the Division I-AA national poll, its second-highest ranking ever.

Nov. 6, 1993: Chris Summers catches eight passes for 127 yards and a school-record four touchdowns against Lafayette. He finishes the year with a Holy Cross single-season record 13 touchdown receptions.

Sept. 17, 1994: J.R. Walz rushes for 103 yards on 12 carries, becoming the first Holy Cross freshman to record 100 yards or more in the Division I-AA era.

Nov. 5, 1994: Rob Callahan throws a 38-yard scoring pass to John Myers with eight seconds remaining, as Holy Cross tops Bucknell 27-20 at Fitton Field. Earlier in the game, Anthony Pignio hit a 47-yard field goal to become the school's all-time leader in field goals made. He would finish his career with 37.

Oct. 28, 1995: Four years after the Holy Cross-Fordham clash in Ireland, the teams once again travel abroad, meeting in Bermuda Bowl III. Fordham prevails 17-10 in a contest played in National Stadium in Hamilton, Bermuda.

Nov. 22, 1997: Jeff Laboranti breaks the school record for career receiving yards by catching seven passes for 102 yards in the final game of his career. Earlier in the season he set the career mark for receptions.

Oct. 17, 1998: In the first overtime game in school history, the Crusaders fall at Harvard 20-14.

Nov. 20, 1999: Brian Hall becomes the first player in school history to throw for more than 300 yards (301) and rush for more than 100 yards (105) in the same game, while accounting for four touchdowns.

TRADITION OF EXCELLENCE

2000s:

A NEW MILLENNIUM

The Holy Cross football team entered the new millennium with high hopes of returning to the dominance of the 1980s. The opening season of the decade put the Crusaders back on the map in New England football circles. Holy Cross posted a mark of 7-4 in 2000, good for the Crusaders' highest win total since 1991.

Entering head coach Tom Gilmore's sixth season, Holy Cross has posted five straight winning campaigns as it continues its rise back to the top of Division I-AA football. In 2009, the Crusaders won their first Patriot League championship since 1991, and advance to the NCAA playoffs for the first time since 1983.

OTHER HIGHLIGHTS

Oct. 7, 2000: David Thompson and Erreck Stewart are picked as co-winners of the Johnny Turco Memorial Award, becoming the first players to share the honor.

Nov. 4, 2000: Ryan Rolfert hits a 39-yard field goal as time expires to lead Holy Cross to a 10-9 win over Bucknell.

Oct. 20, 2001: Brian Hall leads the Crusaders to a 63-53 victory over Lafayette, completing 32 of 42 passes for 416 yards and five touchdowns.

Sept. 7, 2002: Holy Cross defeats a Division I-A opponent for the first time since 1987, with a 30-21 victory at Army.

Sept. 27, 2003: Holy Cross falls at San Diego 46-45 in double overtime, marking the first two-overtime game ever played by the Crusaders.

Nov. 22, 2003: Ari Confesor posts 11 receptions for 161 yards in the season finale against Colgate, to set school single-season (1,213) and career (2,352) marks for receiving yards.

Nov. 20, 2004: The Crusaders post their first-ever overtime win, defeating Georgetown 31-28.

Sept. 3, 2005: Steve Silva accounts for six touchdowns — three rushing, two passing and one receiving — in a 56-21 victory over Sacred Heart.

Oct. 15, 2005: Steve Silva sets school single-game records with 353 all-purpose yards and 167 punt return yards in a 28-16 win over Dartmouth.

Sept. 15, 2007: Dominic Randolph throws four touchdown passes, including a 40-yard strike to Thomas Harrison with 19 seconds remaining, as Holy Cross defeats Harvard 31-28 at Fitton Field.

Oct. 6, 2007: The Crusaders post a thrilling 48-37 victory at Brown, as Dominic Randolph throws for 404 yards and six touchdowns.

Nov. 17, 2007: Holy Cross comes from behind to down Colgate 27-20 at Fitton Field, with Dominic Randolph throwing for 441 yards and accounting for 473 yards of total offense.

Oct. 4, 2008: The Crusaders suffer a 31-28 double overtime loss at Yale, after rallying from 14 points down with less than four minutes left in the fourth quarter.

Nov. 15, 2008: Dominic Randolph throws a 27-yard scoring pass to Rob Koster with six seconds left, as Holy Cross comes back for a 27-26 win at Lafayette.

Nov. 14, 2009: The Crusaders rally from a 12-point second quarter deficit to defeat Lafayette 28-26, clinching the Patriot League title.

Nov. 28, 2009: During a 38-28 loss at eventual national champion Villanova in the first round of the NCAA playoffs, Dominic Randolph breaks the all-time Division I-AA record for career completions. He finished the game and his career with 1,131 completions.

THE LEGEND OF DOMINIC RANDOLPH

After missing his entire freshman season in 2005 due to injury, few people expected anything out of quarterback Dominic Randolph heading into the 2006 campaign. A wide receiver in high school, he was just one of the players competing for the open quarterback job that fall. When Randolph first stepped onto the field on Sept. 2, 2006, little did people know that they were seeing the beginning of one of the greatest careers in college football history. Randolph would eventually break nearly every passing record in school history, finishing his career by completing 1,131 of 1,786 passes for 13,455 yards and 117 touchdowns. He posted a 30-13 record in the 43 games he played during his collegiate career, and became the first player in conference history to be selected the Patriot League Offensive Player of the Year three times.

Oct. 23, 2010: Ryan Taggart threw a 14-yard touchdown pass to Bill Edger with 5.2 seconds remaining in the fourth quarter, to give Holy Cross a 31-24 victory at Colgate.

Sept. 17, 2011: The Crusaders defeat Harvard 30-22 at Fitton Field, to hand the eventual Ivy League champions what would be their only loss of the season.

POSTSEASON HISTORY

1946 Orange Bowl

Miami (Fla.) 13, Holy Cross 6

January 1, 1946 • Orange Bowl • Miami, Fla.

Al Hudson of Miami is the only player ever to score a touchdown after time had officially expired in an Orange Bowl. This climax, the greatest in Orange Bowl history, gave the Hurricanes a 13-6 victory over Holy Cross in the 1946 contest, which appeared certain to end in a 6-6 tie. The deadlock appeared so certain that thousands of the spectators had headed for the exits. They were stopped in their tracks by the roar of the crowd, who saw Hudson leap high on the northeast side of the field to intercept Gene DeFillipo's long, desperation pass on last play of the game — and turn it into an 89-yard touchdown return. It was to his credit that DeFillipo did not want to settle for a tie. He flung the pass to Fran Parker, a 6'4" end, at Miami's 11-yard line. Parker made a frantic snatch at the ball, which bounced off his hands and hovered in the air long enough for Hudson to grab it. The Hurricanes had opened the game with a 6-0 lead in the second quarter, driving just 26 yards after Stan Koslowski's punt was partially blocked by Carlos DiBuono. Joe Krull scored the touchdown from one yard out around left end, but Harry Ghaul's extra point attempt was blocked by Charley Stephenson. The Crusaders struck right back, with Koslowski tossing a 16-yard touchdown pass to Walter Brennan in the southeast corner of the field. Joe Byers had a key 54-yard run during the drive, but Koslowski missed the extra point to leave the score tied at 6-6. Neither team could muster much offense for the remainder of the game, before Hudson's interception return concluded the scoring.

Team Statistics	Holy Cross	Miami
First Downs	13	7
Rushing Yards	207	202
Passing Yards	62	0
Total Offense	269	202
Comp-Att-Int	8-20-2	0-10-4
Fumbles / Lost	1 / 1	1 / 1
Penalty Yards	5	35
Punts / Average	9 / 38.5	10 / 37.8

Scoring Summary	1st	2nd	3rd	4th	—	Total
Holy Cross	0	6	0	0	—	6
Miami	0	6	0	7	—	13

2nd UM—Krull 1 run (Ghaul kick blocked)
 HC—Brennan 16 pass from Koslowski (Koslowski kick failed)

4th UM—Hudson 89 interception return (Ghaul kick)

Attendance: 35,709

1983 NCAA Division I-AA Quarterfinals

Western Carolina 28, Holy Cross 21

December 3, 1983 • Fitton Field • Worcester, Mass.

In a game which proved to be one of the most exciting ever at Fitton Field, a well-oiled Western Carolina passing attack dissected the Holy Cross defense for a 28-21 win in the quarterfinals of the NCAA Division I-AA playoffs. Holy Cross jumped on top 7-0, as Gill Fenerty, coming off a shoulder separation, ran for a 33-yard touchdown early in the first period. It was not long, however, before a brilliant Western Carolina passing game had its first tally, a 30-yard pass from Jeff Gilbert to Eric Rasheed. A 7-7 halftime score had the 10,814 on hand anxious for a shootout in the second half. A hard hit in the first half kept Fenerty from further action, but substitute Sandy McMurtry stepped in and showed there was no difference between the two runners when he danced for a 38-yard touchdown and a 14-7 Crusader lead. Less than two minutes later, a Holy Cross breakdown gave the visitors a 14-14 tie after a 60-yard blocked punt return. For the first time, the stadium grew quiet. Another Gilbert scoring pass opened the fourth quarter, and Holy Cross trailed for the first time all day. Not to worry, the Crusaders' Chuck Doyle finished off a beautiful drive with a two-yard burst to tie the score again, at 21-21. But Western Carolina responded once again, as Gilbert hooked up with Rasheed for a 25-yard touchdown, making the score 28-21. Holy Cross would have the ball two more times, but was unable to score, and Western Carolina moved on to an eventual national runner-up finish.

Team Statistics	Western Carolina	Holy Cross
First Downs	20	19
Rushing Yards	32	217
Passing Yards	354	143
Total Offense	386	360
Comp-Att-Int	29-54-0	12-30-0
Fumbles / Lost	6 / 4	7 / 3
Penalties / Yards	10 / 83	4 / 40
Punts / Average	6 / 46.3	11 / 31.7
Punt Returns	2-8	1-4
Kickoff Returns	4-59	5-88
Time of Possession	30:34	29:26

Scoring Summary	1st	2nd	3rd	4th	—	Total
Western Carolina	0	7	7	14	—	28
Holy Cross	0	7	7	7	—	21

2nd 9:23 HC—Fenerty 33 run (Melink kick)
 1:54 WCU—Rasheed 30 pass from Gilbert (Biasucci kick)

3rd 9:06 HC—McMurtry 38 run (Melink kick)
 7:20 WCU—Simmons 60 blocked punt return (Biasucci kick)

4th 13:38 WCU—Kiser 15 pass from Gilbert (Biasucci kick)
 9:54 HC—Doyle 2 run (Melink kick)
 5:23 WCU—Rasheed 25 pass from Gilbert (Biasucci kick)

Stat Leaders	Western Carolina	Holy Cross
Rushing	Williams (10-26-0)	McMurtry (9-64-1) Fenerty (10-62-1) Muldoon (16-57-0) Doyle (13-45-0)
Passing	Gilbert (28-52-343-3-0)	Muldoon (10-24-116-0-0)
Receiving	Kiser (9-94-1) Rasheed (5-89-2) DeLapp (5-70-0) West (5-49-0)	Totten (3-45-0) McMurtry (3-13-0)

Attendance: 10,814

POSTSEASON HISTORY

2009 NCAA Division I First Round

Villanova 38, Holy Cross 28

November 28, 2009 • Villanova Stadium • Villanova, Pa.

Dominic Randolph accounted for 353 yards of total offense and four touchdowns, but 17th-ranked Holy Cross was defeated by No. 2 Villanova 38-28 at Villanova Stadium in the first round of the NCAA football championship subdivision playoffs. Villanova took the opening kickoff and marched right down the field, taking a 7-0 lead on a six-yard scoring run by Aaron Ball. The Crusaders responded on their first possession, with Randolph rushing two yards for a touchdown. The Wildcats came right back with 29-yard touchdown pass from Chris Whitney to Dorian Wells, before Randolph threw a two-yard scoring strike to Alex Schneider to tie the game at 14-14 at the end of the first quarter. On Villanova's next possession, Michael Wright forced a fumble at the Holy Cross 15-yard line, but the officials ruled that the runner was down, allowing the Wildcats to keep the ball. Four plays later, Whitney scored on a one-yard rush to make the score 21-14. Angelo Babbaro then added a two-yard touchdown run late in the second quarter, and Villanova led 28-14 at halftime. In the third quarter, Bill Edger caught a 17-yard touchdown pass from Randolph, before Matt Szczur scored on a five-yard run for the Wildcats to make the score 35-21. Early in the fourth quarter, Randolph hooked up with Schneider on a five-yard scoring pass to cut the Villanova lead to seven points. But Nick Yako then kicked a 25-yard field goal to put the Wildcats up 38-28, and Villanova was able to hang on for the victory. C.J. Martin led the Holy Cross defense with 13 total tackles, including two tackles for loss.

Team Statistics	Holy Cross	Villanova
First Downs	24	30
Rushing Yards	46	298
Passing Yards	347	239
Total Offense	393	537
Comp-Att-Int	31-51-0	16-23-0
Fumbles / Lost	0 / 0	1 / 0
Penalties / Yards	2 / 10	5 / 44
Punts / Average	5 / 33.4	3 / 38.7
Punt Returns	0-0	2-0
Kickoff Returns	5-83	4-88
Time of Possession	24:18	35:42

Scoring Summary	1st	2nd	3rd	4th	—	Total
Holy Cross	14	0	7	7	—	28
Bucknell	14	14	7	3	—	38

1st	10:11	VU—Ball 6 run (Yako kick)
	4:54	HC—Randolph 2 run (Dornfried kick)
	2:49	VU—Wells 29 pass from Whitney (Yako kick)
	0:11	HC—Schneider 2 pass from Randolph (Dornfried kick)
2nd	8:58	VU—Whitney 1 run (Yako kick)
	0:57	VU—Babbaro 2 run (Yako kick)
3rd	5:05	HC—Edger 17 pass from Randolph (Dornfried kick)
	2:13	VU—Szczur 5 run (Yako kick)
4th	13:37	HC—Schneider 5 pass from Randolph (Dornfried kick)
	7:18	VU—Yako 25 field goal

Stat Leaders	Holy Cross	Villanova
Rushing	Houghton (5-26-0)	Ball (23-99-1) Babbaro (10-75-1)
Passing	Randolph (31-51-347-3-0)	Whitney (16-23-239-1-0)
Receiving	Edger (7-104-1) Chmielinski (7-85-0) Schneider (7-52-2)	Szczur (7-130-0)

Attendance: 4,319

ALL-TIME HEAD COACHES

DR. A. C. N. PETERSON

1896-1897: 6-5-3

Peterson was a Worcester resident who starred at tackle and on the rowing team at Penn State. He coached in the controversial 1896 game with Boston College in which Holy Cross claims a 6-4 win.

JOHN J. CORBETT

1898: 1-0

For reasons undetermined, Corbett coached but one game at Holy Cross, defeating Massachusetts 23-0 in 1898.

MAURICE CONNOR

1898-1902: 27-15-4

An 1896 graduate of Harvard, Connor took over during the 1898 season, and led the Crusaders to a 7-1-1 mark in 1901. Connor later became a lawyer, and passed away on March 22, 1939.

MAJOR FRANK CAVANAUGH

1903-1905: 16-10-2

Cavanaugh coached Holy Cross for three seasons, and also spent time as head coach at Cincinnati in 1898 (5-1-3), Dartmouth from 1911-1916 (42-9-3), Boston College from 1919-1926 (48-14-5) and Fordham from 1927-1932 (34-14-4). He compiled a 145-48-17 career mark with 105 shutouts in 210 games, and was inducted into the College Football Hall of Fame in 1954. A native of Worcester, Cavanaugh captained the 1898 Dartmouth team from his end position. He earned the nickname 'Iron Major' from shrapnel lodged in his head in World War I, and passed away on Aug. 29, 1933.

GEORGE W. KING

1906: 4-3-1

A 1904 Holy Cross graduate and All-America center, King coached but eight games. He died on Feb. 6, 1961.

TIMOTHY F. LARKIN

1907-1912: 18-25-8

The first Holy Cross coach to post a losing record, Larkin was a 1905 graduate who played quarterback and was inducted in the Holy Cross Hall of Fame. Larkin also earned a law degree in 1909, and later became a reporter for the *Worcester Gazette*. He passed away on Jan. 14, 1960.

HARRY VAN KERSBERG

1913: 3-6

Van Kersberg lasted just one season at Holy Cross, but counted a 13-0 defeat of Boston College among his victories.

LUKE J. KELLY

1914-1917: 12-17-3

Kelly spent four seasons as head coach, with his teams posting shutout victories over Boston College in both 1914 and 1915.

BART F. SULLIVAN

1918: 2-0

Sullivan was called 'Mr. Holy Cross' for his 52-year tenure as track coach, trainer and football coach. A 1904 Olympian who later coached three Olympians, he was inducted into the Helms Foundation Hall of Fame in 1961 and the Holy Cross Hall of Fame in 1959. Sullivan, who finished third in the 1904 Boston Marathon, passed away in 1968.

CLEO A. O'DONNELL

1919-1929: 69-27-6

A 1908 Holy Cross graduate, O'Donnell ranks second all-time in games coached (102) and victories (69), and third in winning percentage (.706). He also spent time as the head coach at Purdue from 1916-1917 (5-8-1) and St. Anselm from 1935-1940 (27-11-1), leading St. Anselm to two undefeated seasons. In addition, O'Donnell was Holy Cross' athletic director from 1926-1935.

CAPTAIN JOHN J. McEWAN

1930-1932: 21-5-1

A 1914 All-American at Army, McEwan was called the greatest center in the history of college football at the time. He coached at Army from 1923-1925 (18-5-3) and Oregon from 1926-1929 (20-13-2), before moving to Holy Cross where he compiled a .796 winning percentage. He was fired with three games left in the 1932 season after a sideline fight with Bart Sullivan over the use of a player. A colonel in the Army and later the chairman of the New York Touchdown Club, McEwan also coached the Brooklyn Dodgers of the NFL and was inducted into the College Football Hall of Fame in 1962. He passed away on Aug. 9, 1970.

ARTHUR CORCORAN

1932: 0-1-2

An assistant to O'Donnell and McEwan, Corcoran finished the 1932 season, but his teams did not win a game or score a point.

DR. EDWARD N. ANDERSON

1933-1938, 1950-1964: 129-67-8

Anderson took two turns at the helm of Holy Cross football, and remains the all-time leader in games coached and wins. He had a 47-7-4 record in his first tenure, including undefeated marks in 1935 and 1937. In 1938, Anderson led the Crusaders to a 9-1 record and a No. 9 national ranking. He then spent eight years at Iowa from 1939-1942 and 1946-1949 (35-33-2), and in 1939 helped Nile Kinnick win the Heisman Trophy while earning National Coach of the Year honors. Anderson returned to Holy Cross in 1950 and was 82-60-4 in his second tenure, including 8-2 marks in 1951 and 1952. Anderson graduated from Notre Dame, where he played end and served as team captain under Knute Rockne. He also coached at Loras (16-6-1) and DePaul (21-22-4), while earning a medical degree from Rush Medical College and playing professional football. Anderson's career record of 201-128-15 still ranks him 16th all-time in Division I-A victories. Inducted into the College Football Hall of Fame in 1971, he passed away on April 26, 1974.

JOSEPH L. SHEEKETSKI

1939-1941: 15-11-3

Sheeketski came to Holy Cross in 1933 and coached the backfield for six seasons, before taking over for Eddie Anderson, earning the head coaching job on a secret ballot of the players. Sheeketski's 1939 team went 7-2, while his 1941 squad posted a 19-13 win at Louisiana State. He later coached at Nevada from 1947-1950 (24-18). A 1933 graduate of Notre Dame, Sheeketski played halfback for Knute Rockne. He passed away in 1996.

ANTHONY J. SCANLAN

1942-1944: 16-8-3

Scanlan served as the Crusaders' head coach for three seasons, and led Holy Cross to one of the greatest upsets in college football history, the 55-12 demolition of unbeaten and No. 1-ranked Boston College in 1942. Prior to his time with the Crusaders, Scanlan coached at St. Joseph's Prep in Philadelphia. Oddly, Scanlan never moved to Worcester and continued his position with his own textile firm in Philadelphia, commuting to some practices and games.

ALL-TIME HEAD COACHES

JOHN DA GROS A

1945-1947: 17-10-2

DaGrosa came to Holy Cross in 1942 as backfield coach, and worked under Ank Scanlon for three years, serving as day-to-day head of the team while Scanlon traveled in his other position. He then took over as head coach for three years, and in 1945 guided Holy Cross to a sterling 8-2 mark and an Orange Bowl appearance. A graduate of Colgate, DaGrosa coached the line at Georgetown while studying law, and also served as an assistant at Temple and with the Philadelphia Eagles. Throughout his tenure at Holy Cross, he also held a federal appointment.

DR. WILLIAM T. OSMANSKI

1948-1949: 6-14-0

A 1939 Holy Cross graduate, Osmanski led the Crusaders for two seasons from 1948-1949. A native of Providence, R.I., he scored touchdowns on his first and last carries at Holy Cross, and is the only player in school history to have his jersey number (25) retired. Osmanski then joined the Chicago Bears, and in 1939 became the NFL's first rookie to earn all-league honors. He studied dentistry at Northwestern while playing for the Bears, and accumulated five world championship rings. Following a stint in the Navy, he returned to the Bears as backfield coach. Osmanski was inducted into the College Football Hall of Fame in 1973, and passed away on Dec. 25, 1996.

MELVIN G. MASSUCCO

1965-1966: 8-10-2

Massucco served as Holy Cross' head coach for two years, with his 1966 team going 6-3-1. He was previously an assistant coach for 11 years, in addition to serving as hockey coach, a freshman baseball and lacrosse assistant, recruiting coordinator and assistant to the athletic director. A 1954 graduate of Holy Cross, Massucco was a three-year starter at halfback and punter, earning All-East and Catholic All-America honors. Massucco also served as the head coach at Worcester Polytechnic Institute from 1967-1977 (25-60-1), and was a color commentator on Crusader football radio broadcasts. He passed away on March 23, 2002.

TOM BOISTURE

1967-1968: 8-11-1

Boisture took over as the Crusaders' head coach in 1967, serving for two years. His top season came in 1967, when he led Holy Cross to a 5-5 record. Prior to his time as head coach, Boisture served as the Crusaders' defensive coordinator in 1966, and as offensive backfield coach at Houston for four years. A native of Detroit, Mich., he went on to spend several years as the New York Giants director of player personnel. Boisture is a 1955 graduate of Mississippi State, where he was a two-way guard. In addition, his son, Dave, played quarterback at Holy Cross from 1979-1981. Boisture passed away on March 11, 2011.

BILL WHITTON

1969-1970: 0-12-1

Named the Crusaders' head coach in 1969, Whitton's first team played and lost two games before an outbreak of infectious hepatitis ended the season. The next year was not much better, as the team went 0-10-1. Prior to his time with the Crusaders, Whitton served as an assistant coach at Lehigh for six years and at Princeton for 13 seasons. Born in Scotland in 1920, Whitton had a three-year football career as two-way end at St. Lawrence University, graduating in 1947. He passed away on Nov. 1, 2007.

ED DOHERTY

1971-1975: 20-31-2

Doherty spent five years as Holy Cross' head coach from 1971-1975. During the 1971 season, he became the first man to earn New England Coach of the Year honors with a losing record, as his team went 4-6 following an 0-10-1 campaign in 1970. Prior to his time with the Crusaders, Doherty served as the head coach at Arizona State from 1947-1950 (25-17), Rhode Island in 1951 (3-5), Arizona from 1957-1958 (4-15-1) and Xavier from 1959-1961 (15-15). Doherty graduated from Boston College in 1944, and was a two-time All-East quarterback. He passed away on Jan. 2, 2000, in Tucson, Ariz.

NEIL WHEELWRIGHT

1976-1980: 20-35-0

Wheelwright served as the Crusaders' head coach for five seasons, from 1976-1980. His teams posted victories over Boston College in both 1977 (35-20) and 1978 (30-29), marking Holy Cross' last two wins over the Eagles. A 1954 graduate of Springfield College, Wheel-

wright came to Holy Cross after posting a 41-37-2 record as the head coach at Colgate from 1968-1975. He also spent time as an assistant at Hofstra and Colgate.

RICK CARTER

1981-1985: 35-19-2

Carter spent five seasons as the Crusaders' head coach from 1981-1985, laying the groundwork for the success Holy Cross would achieve in the late 1980s and early 1990s. His 1983 team was ranked No. 3 in the nation, and remains the only Holy Cross team to ever qualify for the NCAA Division I-AA playoffs. The Crusaders also won the Lambert Cup and were named the ECAC Team of the Year in 1983, as Carter took home National Coach of the Year honors. Carter came to Holy Cross after compiling a 39-7-2 record in four seasons at Dayton (1977-1980). In 1980, he led the Flyers to the Division III national title, posting a 14-0 record and earning National Coach of the Year honors. Carter also went 36-11 in five years as head coach at Hanover (1972-1976), and 27-21-3 in six years at Earlham College (1966-1971). A 1964 graduate of Earlham, Carter was an All-America quarterback on the football team. He passed away on Feb. 2, 1986.

MARK DUFFNER

1986-1991: 60-5-1

Named head coach on Feb. 8, 1986, Duffner took over a team in a state of emotional despair and quickly transformed it into the nation's most successful Division I-AA program. He guided the Crusaders to a 60-5-1 record in six seasons, including 11-0 marks in 1987 and 1991. Holy Cross won five Patriot League championships, four Lambert Cups and four ECAC Team of the Year awards during Duffner's tenure, and also earned the No. 1 ranking in the final 1987 NCAA Division I-AA poll. In addition, he was named National Coach of the Year three times. Duffner left Holy Cross following the 1991 season to become head coach at Maryland, where he went 20-35 in five seasons. A native of Annandale, Va., Duffner was a standout defensive tackle at William & Mary, graduating in 1975. He also served as an assistant coach at Ohio State, defensive coordinator at Cincinnati and defensive coordinator at Holy Cross. Inducted into the Holy Cross Hall of Fame in 2008, Duffner is currently the linebackers coach for the Jacksonville Jaguars.

ALL-TIME HEAD COACHES / COACHING RECORDS

PETER VAAS

1992-1995: 14-30

A native of Westwood, Mass., Vaas spent four seasons as the Crusaders' head coach from 1992-1995. His only winning season came in 1992, when he led his squad to a second place finish in the Patriot League. A 1974 Holy Cross graduate, Vaas started at quarterback for three seasons. He was also the head coach at Allegheny College from 1986-1989 (29-11-1), leading his team to the 1987 NCAA Division III playoffs. Currently the quarterbacks coach at South Florida, Vaas also spent time as an assistant coach at Allegheny, Duke, Miami (Ohio), New Hampshire and Notre Dame.

DAN ALLEN

1996-2003: 26-63

Allen spent eight seasons as head coach at Holy Cross from 1996-2003. He earned New England Coach of the Year honors in 2000 after leading the Crusaders to a 7-4 record and a second place finish in the Patriot League. Prior to his time with the Crusaders, Allen served as head coach at Boston University from 1990-1995, leading the Terriers to a 35-34 record. He was named the Division I-AA National Coach of the Year in 1993 after leading his squad to a 12-1 record, and guided Boston University to NCAA playoff appearances in 1993 and 1994. Previously, Allen spent eight seasons as an assistant coach at Holy Cross under Carter and Duffner. He passed away on May 16, 2004.

ALL-TIME HOLY CROSS HEAD COACHING VICTORIES

	<i>Name</i>	<i>Seasons as Coach</i>	<i>Yrs</i>	<i>G</i>	<i>W-L-T</i>	<i>Pct.</i>
1.	Edward N. Anderson	1933-1938, 1950-1964	21	204	129-67-8	.652
2.	Cleo A. O'Donnell	1919-1929	11	102	69-27-6	.706
3.	Mark S. Duffner	1986-1991	6	66	60-5-1	.916
4.	Tom Gilmore	2004-present	8	89	51-38-0	.573
5.	Rick E. Carter	1981-1985	5	56	35-19-2	.643
6.	Maurice Connor	1898-1902	5	46	27-15-4	.630
	Dan Allen	1996-2003	8	89	27-62-0	.303
8.	John J. McEwen	1930-1932	3	27	21-5-1	.796
9.	Ed Doherty	1971-1975	5	53	20-31-2	.396
	Neil Wheelwright	1976-1980	5	55	20-35-0	.364
11.	Timothy F. Larkin	1907-1912	6	51	18-26-7	.421
12.	John (Ox) DaGrosa	1945-1947	3	29	17-10-2	.621
13.	Anthony J. Scanlan	1942-1944	3	27	16-8-3	.648
	Frank Cavanaugh	1903-1905	3	28	16-10-2	.607
15.	Joseph L. Sheeketski	1939-1941	3	29	15-11-3	.569
16.	Peter J. Vaas	1992-1995	4	44	14-30-0	.318
17.	Luke L. Kelly	1914-1917	4	32	12-17-3	.422
18.	Melvin G. Massucco	1965-1966	2	20	8-10-2	.450
	Tom Boisture	1967-1968	2	20	8-11-1	.425
20.	A.C.N. Peterson	1896-1897	2	14	6-5-3	.536
	William T. Osmanski	1948-1949	2	20	6-14-0	.300
22.	George W. King	1906	1	8	4-3-1	.563
23.	Harry Von Kersberg	1913	1	9	3-6-0	.333
24.	Bart F. Sullivan	1918	1	2	2-0-0	1.000
25.	John J. Corbett	1898	1	1	1-0-0	1.000
26.	Arthur Corcoran	1932	1	3	0-1-2	.333
	Bill Whitton	1969-1970	2	13	0-12-1	.036
	Totals		116	1137	605-478-54	.556

COACHING HONORS

AFCA NATIONAL COACH OF THE YEAR

1983 Rick Carter
1987 Mark Duffner

CHEVROLET NATIONAL COACH OF THE YEAR

1983 Rick Carter
1991 Mark Duffner

PATRIOT LEAGUE COACH OF THE YEAR

1986 Mark Duffner
1987 Mark Duffner
1989 Mark Duffner
1991 Mark Duffner
2006 Tom Gilmore
2009 Tom Gilmore

NEW ENGLAND FOOTBALL WRITERS COACH OF THE YEAR

1971 Ed Doherty
1986 Mark Duffner
1991 Mark Duffner
2000 Dan Allen
2009 Tom Gilmore

USA TODAY MASSACHUSETTS ALL-SPORTS COACH OF THE YEAR

1987 Mark Duffner

GRIDIRON CLUB OF GREATER BOSTON COACH OF THE YEAR

1986 Mark Duffner
1987 Mark Duffner
1989 Mark Duffner
1991 Mark Duffner

NEW YORK FOOTBALL WRITERS COACH OF THE YEAR

1987 Mark Duffner
1990 Mark Duffner

AFCA DISTRICT I COACH OF THE YEAR

1983 Rick Carter
1986 Mark Duffner
1987 Mark Duffner
1991 Mark Duffner

GEORGE CARENS AWARD (Contributions to New England Football)

1960 Dr. Eddie Anderson

JOHN BARONIAN AWARD (Lifetime Contributions to Football)

2003 Dan Allen

ALL-TIME COACHING RECORDS

ALL-TIME HOLY CROSS ASSISTANT COACHES

- Addressa, Mike (1975-1977)
Allen, Bob (1992-1995)
Allen, Dan (1982-1989)
Allosso, Dakota (2011-present)
Anderson, Richard (1997)
Andreoli, John (1982)
Attaway, Jim (1992)
Bachia, Paul (2001-2002)
Ball, Tony (1992-1994)
Bandy, Jeremy (2006-2011)
Barry, Jack (1939)
Beise, Sheldon (1942)
Boisture, Tom (1966)
Boozer, Neal (2009)
Bowes, Jim (1993-1995)
Bradley, Bob (1984,1987-1991,1996-2003)
Brumbaugh, Carl (1948-1949)
Burns, Robert (1967-1968)
Caito, Tom (1994)
Campiglia, Bob (1970)
Carter, Andrew (1996-2000)
Cervini, August (1928-1931)
Christensen, Clyde (1989-1990)
Collins, Isaac (2004)
Connolley, Harry (1960-1964)
Coppola, Bob (2006-2007)
Corcoran, Arthur (1928-1931)
Corrao, Pete (1981-1983)
Cox, Johnny (2007)
Coyle, Kevin (1982-1990)
Crea, John (1981)
DaGrosa, John (1944)
Dee, Robert (1959)
DeLeone, George (1984)
Devore, Hugh (1942)
Doherty, Peter (1972-1974)
Donaher, Fran (1965-1972)
Donnahoo, Roger (1967-1968)
Donner, Wayne (1978-1980)
Dorazio, Dan (1989-1991)
Doyle, Chris (1992-1995)
Duffner, Mark (1981-1985)
Duggan, David (1992-1995)
Erhardt, Bobby (2004)
Fanning, Leo (1996-2003)
Fanning, Matt (2008,2011-present)
Faulkner, Thomas (1969-1970)
Filkovski, Jeff (1992-1995)
Fipp, David (1998-1999)
Fleming, Dave (2004)
Foley, Mike (1980)
Fox, Jim (1970)
Fraser, Bob (1992-1995)
Gebbia, Mike (1987-1988)
Gentry, Curtis (1971-1972)
Golden, Dennis (1967-1968)
Goldman, Dennis (1986-1988,1990)
Griffin, Robert (2000-2005)
Gronda, Rick (1996-1997)
Guynes, Jon (2008)
Haggerty, Jim (1931)
Harris, John (1934-1936,1938,1950-1962)
Harris, Bob (1978-1979)
Hickman, John (1971-1974)
Housman, Walt (2009-2010)
Hull, Lee (1998-2002)
Jauron, Robert (1968)
Joseph, Vin (1980-1981)
Julian, Alvin (1945)
Kacevich, Joe (1976)
Kellar, John (1940)
Kelly, Luke (1928-1929)
Kittredge, Paul (1928)
Kosciolek, Cazzie (2007-present)
Kosky, Edwin (1947-1949)
Kotulski, David (2005)
Kuharchek, Pete (1979-1980)
Krause, Edward (1939-1941)
Lalli, Mike (1994)
Larkins, Aashon (2004)
Law, John B. (1947)
Leonard, James (1943)
Leonard, Mike (1991)
Leonard, Pete (2008)
Lezynski, Nick (2012-present)
Locke, Joseph (1933)
Lofton, Oscar (1964-1966)
Long, Peter (1996)
Lynch, Carlin (1965-1967)
Luciano, Ecio (1963-1966)
Madar, Elmer (1950-1953)
Malone, Terry (1985)
Manske, Edgar (1941)
Marino, Vince (1996-1998)
Maslowski, Karl (2006-2007)
Massucco, Melvin (1954-1964)
Mattison, Ryan (2005-2006)
McCarthy, Bill (2009,2011)
McCarty, Peter (1986-1991)
McDaniel, Dan (1981)
McDonough, Mark (2005-2010)
McEvily, Mike (1982)
McEwan, John (1931)
McGovern, Bill (1986,1991)
McKenzie, Andy (2008-present)
McNally, Vincent (1944,1946)
Miller, Brian (2010)
Mioli, Gary (1982-1985)
Mohler, Matt (2009-2010)
Monty, Mark (1975)
Moran, James (1949)
Murphy, Dennis (1976-1977)
Norton, Robert (1969)
Novak, Frank (1978-1983)
Nugai, Chris (2012-present)
O'Boyle, Harry W. (1929)
O'Connor, Frank (1928)
O'Leary, Pat (2005-2009)
O'Melia, Edward (1938-1939)
O'Rourke, Charles (1950-1952)
Patenaude, Dave (2004-2006)
Pedone, Mike (1996-2010)
Perkovich, Tom (2005)
Peterson, John (1981)
Phenix, Pat (1987-1992)
Piepul, Milt (1966-1967)
Pincince, Chris (2004-2007)
Pinkham, Ed (1992-1995)
Poppe, Jon (2010)
Purnsley, Ernie (1995)
Quinn, Tom (1996-1998)
Radulski, Tom (2011-present)
Rahne, Richard (2004)
Raymond, Ed (1981-1985)
Reardon, Josh (2011)
Redding, Mike (1983-1985)
Rega, Mike (1983)
Reed, Jack (1928,1930-1931)
Rodgers, Richard (2005-2011)
Roeder, Ryan (2004)
Rondeau, Andy (2012-present)
Rossley, Tom (1986-1987)
Riopel, Albert (1933-1937,1939,1941,1944-1963)
Ryan, Pat (1973-1974)
Salvucci, Gayton (1971-1975)
Samko, Bill (2011-present)
Santilli, Tony (1998)
Scarpino, David (1969)
Scanlan, Anthony (1946)
Schwenke, Cliff (1979-1980,1984,1986-1991)
Sgambati, Pat (1976-1978)
Shay, Harry (1965)
Sheeketski, Joseph (1933-1938)
Sherman, Mike (1985-1988)
Sinagra, Vince (1999-2003)
Smith, Antoine (2011-present)
Smith, Howard (1947)
Smith, John P. (1940-1941)
Spence, Rob (1991)
Spencer, Sean (2004)
Stubljars, Michael (2001-2004)
Suazo, Phil (1989-1991)
Sweet, Chris (1998)
Swepson, Jason (1996)
Thompson, Luke (1999-2000)
VanderSea, Phil (1975-1978)
Whalen, Jack (1969-1979)
White, Chris (1993)
Williams, Jesse (1996-1997)
Wirth, Joseph (1968)
Wray, Ludlow (1942-1943)
Yewcic, Thomas (1969-1970)
Zeno, Joseph (1948)

HALL OF FAME INDUCTEES

PROFESSIONAL FOOTBALL

HALL OF FAME

- 1964 Ed Healey
1975 George L. Connor

COLLEGE FOOTBALL

HALL OF FAME

- 1954 Frank Cavanaugh (coach)
1962 John J. McEwan (coach)
1963 George L. Connor
1971 Dr. Edward N. Anderson (coach)
1973 Bill Osmanski
1974 Ed Healey
1976 Bill Swiacki
2001 Gordie Lockbaum

HOLY CROSS FOOTBALL

RING OF HONOR

- 2010 Gill Fenerty
Gordie Lockbaum
Edmund Murphy
Bill Osmanski
Vince Promuto
John Provost
2011 George L. Connor
Bruce Kozerski
Jon Morris
Joe Wilson

HOLY CROSS VARSITY CLUB

HALL OF FAME

(Football Players & Coaches Only)

- 1956 William T. Osmanski
Louis A. Sockalexis
1957 George S. L. Connor
Albert D. Riopel
1958 Timothy F. Larkin
Thomas F. Stankard
Kenneth A. Simendinger
Philip E. O'Connell
1959 William P. Joy
Joseph W. O'Connor
1960 Martin B. Murray
John B. Turco
1961 Harold D. Gagnon
Raymond F. Lynch
Hilary F. Mahaney
Daniel J. Triggs
1962 Cleo A. O'Donnell
1963 August P. Cervini
Dennis A. Gildea
George W. Jones
A.J. Wallingford
1964 Thomas G. Dignan
John C. Ryan

- 1965 Ronald M. Cahill
1967 Robert F. Daughters
Joseph P. Delaney
1968 William F. Carrigan
Chester J. Millett, Jr.
1969 Anthony J. Karpawich
Charles T. Maloy
Hipolit Moncevicz, Jr.
1970 Dr. Edward N. Anderson (coach)
Charles Harvey
Melvin G. Massucco
1971 Patrick L. McCarthy
Victor M. Rimkus
1972 William O. Cregar
Thomas P. Hennessey
1973 Thomas W. Greene
Jon N. Morris
Robert J. Sullivan
1974 George L. Connor
Philip F. Flanagan
Dennis C. Golden
Nicholas J. Morris
1975 Raymond F. Ball
Rexford S. Kidd
Henry C. Lemire
1976 Robert H. Dee
John J. Grigas
1977 Andrew H. Giardi
Henry E. Lentz
Vincent L. Promuto
1978 Joseph Wilson
1979 L. Sheldon Daley
James L. Healy
Robert F. Mautner, Jr.
John P. Whalen
1980 Joseph C. Osmanski
John S. Provost
William G. Wise, Sr.
1981 John E. Bezemes
Thomas A. McCann
Edward D. Murphy, Jr.
Ignatius J. Zyntell
1982 Raymond H. Monaco
James P. Moran
David K. Quehl
1983 James L. Buonopane
Kenneth R. Desmarais
Stanley J. Koslowski
John B. O'Donnell
1984 Richard J. Arcand
James J. Bowman
Albert L. Snyder
1985 Charles J. Brucato
Andrew J. Natowich
1986 James A. Cavalieri
Anthony Colucci
Glenn A. Grieco
1987 Henry G. Ouellette
Walter C. Roberts
1988 Edward M. Brawley
Louis W. Kobza
Edward J. O'Melia
Glenn P. Verrette
1989 Richard J. Berardino
Lawrence A. Ewald
Theodore S. Strojny
Silas J. Titus
1990 Thomas E. Kelly
Bruce W. Kozerski
James P. Scondras
1991 James T. Dieckelman
Peter J. Muldoon
1992 L. Gill Fenerty
Charles D. Pacunas
1993 Gordon C. Lockbaum
1994 John P. Feltch
1995 Harry E. Flaherty
1996 Peter M. Colombo
William E. McGovern
1997 Z. Walter Janiak
Robert P. McGovern
Jeffrey W. Wiley
1998 Jack H. McGovern
David P. Murphy
Martin F. O'Brien
1999 Michael P. Cooney
Anthony F. Melink
2000 Owen C. Coogan
Francis L. Saba
2001 John T. Andreoli
Thomas G. Ciaccio
Jerome F. McCabe
2003 Alfred W. Alzerini
Joseph V. Segreti
2005 Jerome L. Fuller
James J. Marcellino
Gordon R. Massa
2006 Thomas J. Alberghini
2007 Steven J. Raquet
2008 Mark Duffner (coach)
R. Peter Kimener
David F. Stecchi
2009 Mark W. Gallagher
2010 Thomas J. Kelleher
John J. Vronis
2012 Stephen M. Buchanan
Kenneth D. Komodzinski

Hall of Famers are listed by year of induction.

CRUSADERS IN THE PROFESSIONAL RANKS

NATIONAL FOOTBALL LEAGUE

(1920-present)

Bill Adams, G	Buffalo Bills (1972-1977)
Tom Alberghini, G	Pittsburgh Steelers (1945)
John Andreoli, LB	Washington Redskins (1982); New England Patriots (1985)
Tim Barry, P	Washington Redskins (1982)
Dave Boisture, QB	New York Jets (1982)
Leo Brennan, T	Philadelphia Eagles (1942)
Ed Britt, RB	Boston Redskins (1936); Washington Redskins (1937)
Ronnie Cahill, RB	Chicago Cardinals (1943)
Stuart Clancy, RB	New York Giants (1933-1935)
Tom Claro, OL	Arizona Cardinals (1996)
George L. Connor, T	Chicago Bears (1948-1955)
Bill Cowley, SE	Dallas Cowboys (1985)
William Cregar, G	Pittsburgh Steelers (1947-1948)
Bob Dee, DE	Washington Redskins (1957-1958)
Bernie Digris, T	Chicago Bears (1943)
Byron Dixon, DB	New York Jets (1988)
Gill Fenerty, RB	New Orleans Saints (1986, 1990-1992)
Harry Flaherty, LB	Philadelphia Eagles (1984); Dallas Cowboys (1987)
Aug. Gardella, RB	Green Bay Packers (1922)
John Grigas, B	Pittsburgh Steelers/Chicago Cardinals (1944)
Jay Howlett, DT	Dallas Cowboys (1980)
Lee Hull, WR	New England Patriots (1988)
Ed Jenkins, RB	Miami Dolphins (1972); New England Patriots (1974); New York Giants (1974)
Tom Kelleher, FB	Miami Dolphins (1988); Kansas City Chiefs (1989)
Vito Kissell, RB	Baltimore Colts (1950)
Al Klasoskus, T	New York Giants (1941-1942)
Bruce Kozerski, C	Cincinnati Bengals (1984-1996)
Gordie Lockbaum, RB	Pittsburgh Steelers (1988); Buffalo Bills (1989)

Andy Martin, LB	New York Giants (1988)
Jerry McCabe, LB	New England Patriots (1987-1988); Kansas City Chiefs (1988-1989)
Rob McGovern, LB	Kansas City Chiefs (1989-1990); Pittsburgh Steelers (1991); New England Patriots (1992-1994)
Ed McNamara, T	Pittsburgh Steelers (1945)
Ray Monaco, OG	Washington Redskins (1944)
Jim Moran, OG	Boston Redskins (1935-1936)
Jon Morris, C	Boston Patriots (1970); New England Patriots (1971-1974); Detroit Lions (1975-1977); Chicago Bears (1978)
Dave Murphy, DB	Seattle Seahawks (1990)
Andy Natowich, B	Washington Redskins (1944)
Bill Osmanski, FB	Chicago Bears (1939-1946)
Joe Osmanski, FB	Chicago Bears (1946-1950)
Rob Porter, CB	Kansas City Chiefs (1984-1985)
Vince Promuto, G	Washington Redskins (1960-1970)
David Puloka, LB	Cincinnati Bengals (2000)
Peter Quinlan, MG	Green Bay Packers (1985)
Rob Roncarati, OL	New York Giants (1982)
Tony Rovinski, RB	New York Giants (1933)
Paul Scopetski, LB	Cleveland Browns (1969)
Bob Sullivan, B	Pittsburgh Steelers (1947-1948)
William Swiacki, E	Detroit Lions (1945); New York Giants (1945)
David Thompson, WR	New York Giants (2002)
George Titus, B	Pittsburgh Steelers (1946)
Silas Titus, C	Pittsburgh Steelers (1945)
Joe Wilson, RB	Cincinnati Bengals (1973); New England Patriots (1974)
Alex Wizbicki, RB	Green Bay Packers (1950)
Joe Zeno, B	Washington Redskins (1942-1944)
Jim Zyntell, G	New York Giants (1933-1934); Philadelphia Eagles (1935)

AMERICAN FOOTBALL LEAGUE

(1960-1969)

Bernie Buzyniski, LB	Buffalo Bills (1960)
Bob Dee, DE	Boston Patriots (1960-1967)
Tom Greene, QB	Boston Patriots (1960); San Diego Chargers (1961)
Tom Hennessey, DB	Boston Patriots (1965-1966)
Jack Lentz, SS	Denver Broncos (1967-1968)
Jon Morris, C	Boston Patriots (1964-1969)
Robert Neary, E	Miami Dolphins (1969)
Al Snyder, WR	Boston Patriots (1964)

UNITED STATES FOOTBALL LEAGUE

(1983-1985)

John Andreoli, LB	Boston Breakers (1983)
Dave Boisture, QB	New Jersey Generals (1983); Pittsburgh Maulers (1984); Baltimore Stars (1985)
Harry Flaherty, LB	Tampa Bay Bandits (1985)
Frank Mattiace, DT	New Jersey Generals (1984-1985)
Kevin Murphy, LB	Birmingham Stallions (1985)

ALL-AMERICA FOOTBALL CONFERENCE

(1946-1949)

Stan Koslowski, HB	Baltimore Colts (1948)
--------------------	------------------------

CANADIAN FOOTBALL LEAGUE

(1954-present)

Gill Fenerty, RB	Toronto Argonauts (1987-1989)
Ernie Garlington, DB	Winnipeg Blue Bombers (1990)
Lee Hull, WR	Winnipeg Blue Bombers (1990-1992); Toronto Argonauts (1992)
David Kasouf, WR	Hamilton Tiger-Cats (2002)
Peter Muldoon, QB	Montreal Concordes (1985)
Steve Raquet, DE	Montreal Concordes (1984-1985)
Steve Raquet, DE	Montreal Alouettes (1986)

HONORS & AWARDS

RETIRED JERSEY #25 BILL OSMANSKI

The only football jersey number ever retired by the College of the Holy Cross is the No. 25, worn by "Bullet" Bill Osmanski. A member of the College Football Hall of Fame, Osmanski scored touchdowns on his first carry as a Crusader (against Bates in 1936) and his last (against Boston College in 1938). Osmanski went on to play several seasons for the Chicago Bears in the National Football League, and later returned to Worcester to coach the Crusaders from 1948-1949.

DIVISION I-AA NATIONAL

PLAYER OF THE YEAR

1987 Gordie Lockbaum

NATIONAL SPECIAL TEAMS

PLAYER OF THE YEAR

2005 Steve Silva

ALL-AMERICANS

- 1904 Tom Stankard (first team)
- 1924 Hilary Mahaney (first team)
- 1942 Edmund Murphy (first team)
- 1943 George L. Connor (first team)
- 1951 Joe Gleason (first team)
Charlie Maloy (first team)
Mel Massucco (first team)
Chet Millett (first team)
- 1953 Henry Lemire (first team)
- 1954 Henry Lemire (first team)
- 1955 Jim Buonopane (first team)
- 1974 John Provost (first team)
- 1983 Bruce Kozerski (first team)
Steve Raquet (first team)
Gill Fenerty (third team)
Harry Flaherty (third team)
- 1984 Kevin Garvey (first team)
Bill McGovern (first team)
Tom Patton (second team)
Gill Fenerty (third team)
- 1985 Gill Fenerty (first team)
Ed Kutschke (first team)
- 1986 Gordie Lockbaum (first team)
Jerry McCabe (second team)
Steve Southard (second team)

- 1987 Ron George (first team)
Gordie Lockbaum (first team)
Jeff Wiley (first team)
Tom Estep (second team)
Wally Dembowski (third team)
Andy Martin (third team)
- 1988 Dennis Golden (first team)
Rob McGovern (first team)
Dave Murphy (first team)
Tom Smith (first team)
- 1989 Dave Murphy (first team)
Tim Downing (third team)
- 1990 Craig Callahan (first team)
Joe Segreti (first team)
- 1991 Tom Ciaccio (first team)
Jerome Fuller (first team)
Corey Vincent (first team)
Pat Gibson (second team)
Chris Kovath (second team)
- 1992 Tom McDonald (first team)
- 1993 Rob Milanette (first team)
Chris Summers (third team)
- 1995 Tom Claro (first team)
- 2002 Ari Confesor (second team)
- 2003 Ari Confesor (second team)
- 2004 Steve Silva (first team)
- 2005 Steve Silva (first team)
- 2007 Ryan Maher (first team)
- 2009 Dominic Randolph (second team)
Anthony DiMichele (third team)

ACADEMIC ALL-AMERICANS

- 1958 Tom Greene (third team)
- 1981 Dan Reilly (second team)
- 1982 Dave Bullek (second team)
Mike Redding (second team)
- 1983 Bruce Kozerski (first team)
- 1985 Kevin Reilly (first team)
Tom Patton (second team)
- 1987 Jeff Wiley (first team)
- 1990 Jack Lavalette (second team)
- 1991 Peter Dankert (first team)
Ron Flauto (second team)

NCAA TOP SIX AWARD

1987 Gordie Lockbaum

NATIONAL FOOTBALL FOUNDATION

SCHOLAR-ATHLETES

- 1962 Al Snyder
- 1982 Mike Redding
- 1985 Tom Patton
- 1987 Gordie Lockbaum
- 1990 Jack Lavalette

NCAA POST-GRADUATE SCHOLARS

- 1983 Bruce Kozerski
- 1988 Jeff Wiley
- 1990 Jack Lavalette

PATRIOT LEAGUE

PLAYER OF THE YEAR

- 1986 Gordie Lockbaum
- 1987 Gordie Lockbaum
- 1990 Joe Segreti
- 1991 Tom Ciaccio

PATRIOT LEAGUE OFFENSIVE

PLAYER OF THE YEAR

- 1987 Jeff Wiley
- 1990 Tom Ciaccio
- 2005 Steve Silva
- 2007 Dominic Randolph
- 2008 Dominic Randolph
- 2009 Dominic Randolph

PATRIOT LEAGUE DEFENSIVE

PLAYER OF THE YEAR

- 1986 Jerry McCabe
- 1988 Rob McGovern
- 1989 Dave Murphy
- 1990 Craig Callahan
- 1991 Corey Vincent
- 1992 Tom McDonald
- 1994 Pat Smith

PATRIOT LEAGUE SPECIAL TEAMS

PLAYER OF THE YEAR

2005 Steve Silva

PATRIOT LEAGUE

ROOKIE OF THE YEAR

- 1992 Andy Fitzpatrick
- 1994 J.R. Walz
- 1999 Brian Hall
- 2002 Gideon Akande

PATRIOT LEAGUE

SCHOLAR-ATHLETE OF THE YEAR

2008 Ryan McGuire

HONORS & AWARDS

PATRIOT LEAGUE

15TH ANNIVERSARY TEAM

Craig Callahan, LB (1987-1990)
Tom Ciaccio, QB (1988-1991)
Gordie Lockbaum, RB/DB (1986-1987)
Dave Murphy, DB (1986-1989)
Corey Vincent, DL (1988-1991)

PATRIOT LEAGUE

25TH ANNIVERSARY TEAM

Gordie Lockbaum, RB/DB (1986-1987)
Dave Murphy, DB (1986-1989)
Corey Vincent, DL (1988-1991)

GEORGE H. "BULGER"

LOWE AWARD

(New England's Outstanding Player)

1943 George L. Connor
1945 Stan Koslowski
1947 Bobby Sullivan
1952 Charles Maloy
1961 Pat McCarthy
1986 Gordie Lockbaum
1987 Gordie Lockbaum
1988 Rob McGovern
1989 Dave Murphy
1991 Tom Ciaccio
2008 Dominic Randolph

JERRY NASON SENIOR

ACHIVEMENT AWARD

1971 Dan Harper
1979 Neil Solomon

GOLD HELMET

(New England's Outstanding Player)

1974 John Provost
1986 Gordie Lockbaum
1987 Jeff Wiley
1988 Rob McGovern
1989 Dave Murphy
1991 Jerome Fuller
2008 Dominic Randolph

HARRY AGGANIS AWARD

(New England's Outstanding Senior Player)

1987 Gordie Lockbaum
2009 Dominic Randolph

NEW ENGLAND OFFENSIVE

PLAYER OF THE YEAR

1986 Gordie Lockbaum
1987 Gordie Lockbaum
Jeff Wiley
1991 Tom Ciaccio

NILS V. "SWEDE"

NELSON AWARD

1983 Matt Martin
1987 Gordie Lockbaum
2003 Steve Fox

ECAC PLAYER OF THE YEAR

1986 Gordie Lockbaum
1991 Tom Ciaccio
2009 Dominic Randolph

ECAC ROOKIE OF THE YEAR

1976 Brian Doherty

ALL-PATRIOT LEAGUE

1986 Wally Dembowski, WR (first team)
Byron Dixon, LB (first team)
Tom Estep, DB (first team)
Ron George, OL (first team)
Gordie Lockbaum, DB (first team)
Andy Martin, DL (first team)
Jerry McCabe, LB (first team)
Dave Murphy, DB (first team)
Steve Southard, DL (first team)
1987 Craig Clarkin, OL (first team)
Wally Dembowski, WR (first team)
Tom Estep, DB (first team)
Ron George, OL (first team)
Mike Jednak, DL (first team)
Gordie Lockbaum, RB (first team)
Andy Martin, DL (first team)
Rob McGovern, LB (first team)
Dave Murphy, DB (first team)
Mike Savage, OL (first team)
Mark Stoy, OL (first team)
Jeff Wiley, QB (first team)
1988 Julio Fernandez, DB (first team)
Dennis Golden, OL (first team)
Rob McGovern, LB (first team)
Dave Murphy, DB (first team)
Jack Phelps, P (first team)
Joe Segreti, RB (first team)
Tom Smith, DL (first team)
Mark Stoy, OL (first team)
Gerry Trietley, DL (first team)

1989 Craig Callahan, LB (first team)
Tom Ciaccio, QB (first team)
Tim Downing, DL (first team)
Ernie Garlington, DB (first team)
Andy Hertz, DL (first team)
Marc Kosciuk, DL (first team)
Bob Laliberte, OL (first team)
Michael Lewis, WR (first team)
Dave Murphy, DB (first team)
Joe Segreti, RB (first team)
Joe Foy, OL (second team)
Matt Fras, OL (second team)
Mark Gallagher, WR (second team)
Ed Grass, OL (second team)
Chris Maruca, LB (second team)
Ralph Riley, OL (second team)
1990 Craig Callahan, LB (first team)
Tom Ciaccio, QB (first team)
Darrell Dees, DB (first team)
Joe Foy, OL (first team)
Mark Gallagher, WR (first team)
Andy Hertz, DL (first team)
Michael Lewis, WR (first team)
Josh Schaad, LB (first team)
Joe Segreti, RB (first team)
Stefan Stration, DL (first team)
Corey Vincent, DL (first team)
Matt Fras, DL (second team)
Pat Gibson, OL (second team)
Chris Kovath, DB (second team)
Jeff Meader, P (second team)
Rick Stahl (second team)
1991 Tom Ciaccio, QB (first team)
Pete Dankert, DL (first team)
Ron Flauto, DB (first team)
Jerome Fuller, RB (first team)
Pat Gibson, OL (first team)
Chris Kovath, DB (first team)
Tom McDonald, DL (first team)
Jeff Meader, P (first team)
Matt Morgan, DB (first team)
Rick Stahl, OL (first team)
Corey Vincent, DL (first team)
Ron Hooey, TE (second team)
Rob Milanette, LB (second team)
Matt Nasser, DL (second team)
Anthony Pignio, PK (second team)
Mark Roman, WR (second team)
Karl Schultz, OL (second team)

HONORS & AWARDS

- 1992** Todd Araujo, DB (first team)
 Marcus Duckworth, LB (first team)
 Bill Hitchmoth, DL (first team)
 Ron Hooley, TE (first team)
 Tom McDonald, DL (first team)
 Jeff Meader, P (first team)
 Rob Milanette, LB (first team)
 Jim Bowes, DL (second team)
 Troy Dixon, DB (second team)
 Greg Draddy, LB (second team)
 Garrett Morris, DB (second team)
 Anthony Pignio, PK (second team)
 John Powell, DL (second team)
 Eric Sampson, RB (second team)
 John Zufall, OL (second team)
- 1993** Todd Araujo, DB (first team)
 Rob Milanette, LB (first team)
 Anthony Pignio, PK (first team)
 Pat Smith, DB (first team)
 Chris Summers, WR (first team)
 Tom Claro, OL (second team)
 Jeff Meader, P (second team)
- 1994** Tom Claro, OL (first team)
 Anthony Pignio, PK (first team)
 Pat Smith, DB (first team)
 David Streeter, LB (first team)
 Joe Cooney, TE (second team)
 Toussiant Roberson, DB (second team)
 Mike Zimirowski, OL (second team)
- 1995** Tom Claro, OL (first team)
 Jamie Gornell, PK (first team)
 David Streeter, LB (first team)
 Matt Faery, DL (second team)
 Brian Hopkins, WR (second team)
 Brian Regan, DL (second team)
- 1996** Dana Fiatarone, PK (first team)
 Mike Zimirowski, OL (first team)
 Bobby Andrews, TE (second team)
 Bryan Hoffman, DL (second team)
 Jeff Laboranti, WR (second team)
 Sedrick Rogers, DB (second team)
 David Streeter, LB (second team)
- 1997** Bobby Andrews, TE (first team)
 Dana Fiatarone, PK (first team)
 Dominic Blue, DL (second team)
 Jeff Laboranti, WR (second team)
- 1998** Bobby Andrews, TE (first team)
 Tom Bestpitch, DB (first team)
 Joel Beck, DL (second team)
 David Puloka, DL (second team)
 Patrick Quay, OL (second team)
 Joe Saunders, LB (second team)
 Frank Traupman, P (second team)
- 1999** David Puloka, DL (first team)
 Frank Traupman, P (first team)
 Tavares Brewington, DL (second team)
 Patrick Quay, OL (second team)
- 2000** Michael Blake, DB (first team)
 David Puloka, DL (first team)
 Patrick Quay, OL (first team)
 Frank Traupman, P (first team)
 Chris Conley, OL (second team)
 Jamie Grabowski, OL (second team)
 Tony LaRose, DB (second team)
 Erreick Stewart, QB (second team)
 David Thompson, WR (second team)
- 2001** Michael Blake, DB (first team)
 John Dugan, LB (first team)
 Jefferson Exil, OL (second team)
 Vernell Shaw, DB (second team)
 Sammy Siaki, DL (second team)
 David Thompson, WR (second team)
- 2002** David Dugan, LB (second team)
 Steve Fox, OL (second team)
- 2003** Steve Fox, OL (first team)
 Ari Confesor, WR (second team)
- 2004** David Cannon, OL (second team)
 Mike DeSantis, PK (second team)
 Steve Silva, RB (second team)
- 2005** David Cannon, OL (first team)
 Luke Dugan, TE (first team)
 Steve Silva, RB (first team)
 Casey Gough, DB (second team)
 Sean Gruber, WR (second team)
 Ryan McManaway, P (second team)
 Andrew Schoepfer, OL (second team)
- 2006** Casey Gough, DB (first team)
 Ryan Maher, WR (first team)
 Hall McMillan, OL (first team)
 Andrew Schoepfer, OL (first team)
 Dan Adams, LB (second team)
 Thomas Harrison, WR (second team)
 John Markus Pinard, DL (second team)
- 2007** Casey Gough, DB (first team)
 Ryan Maher, WR (first team)
 Ryan McGuire, TE (first team)
 Dan Nolan, OL (first team)
 Matt Partain, PK (first team)
 Dominic Randolph, QB (first team)
 Terrance Gass, RB (second team)
- 2008** Jon Brock, WR (first team)
 Aaron Jones, OL (first team)
 Ryan McGuire, TE (first team)
 Matt Partain, PK (first team)
 Dominic Randolph, QB (first team)
 Daryl Brown, DB (second team)
 Mike Kielt, RB (second team)
 Sean Lamkin, LB (second team)
 Chris Poole, OL (second team)
 Marcus Rodriguez, LB (second team)
 Michael Wright, DB (second team)
- 2009** Anthony DiMichele, DB (first team)
 Rob Dornfried, PK (first team)
 Mude Ohimor, DL (first team)
 Chris Poole, OL (first team)
 Dominic Randolph, QB (first team)
 Marcus Rodriguez, LB (first team)
 Michael Wright, DB (first team)
 Luke Chmielinski, WR (second team)
 Alex Johnson, DB (second team)
 Aaron Jones, OL (second team)
 Don Lemieux, P (second team)
 Mike McCabe, OL (second team)
 Freddie Santana, WR (second team)
 Alex Schneider, TE (second team)
 Chris Smith, OL (second team)
- 2010** Chandler Fenner, DB (first team)
 Sean Lamkin, LB (first team)
 Don Lemieux, P (first team)
 Mike McCabe, OL (first team)
 Ricky Otis, LB (first team)
 Alex Schneider, TE (first team)
 Anthony DiMichele, DB (second team)
 Rob Dornfried, PK (second team)
 Bill Edger, WR (second team)
 Mude Ohimor, DL (second team)
 Freddie Santana, WR/KR (second team)
- 2011** Chandler Fenner, DB (first team)
 Mike McCabe, OL (first team)
 Gerald Mistretta, WR (first team)
 Ricky Otis, LB (first team)
 Corey Page, P (first team)
 Mike Fess, WR (second team)
 Jack Maliska, DL (second team)
 Tom Mannix, DB (second team)
 C.J. Martin, LB (second team)
 Ryan Taggart, QB (second team)
 Mike Tucker, DL (second team)
 Sean Whited, OL (second team)

HONORS & AWARDS

ALL-NEW ENGLAND

- 1957 Tom Greene (first team)
Dave Stecchi (first team)
Dick Beradino (second team)
Jim Healy (second team)
- 1958 Tom Greene (first team)
Jim Healy (first team)
Dave Stecchi (first team)
- 1959 Charley Pacunas (first team)
Vin Promuto (first team)
- 1960 Dennis Golden, Sr. (first team)
- 1961 Pat McCarthy (first team)
- 1962 Jon Morris (first team)
- 1963 Jon Morris (first team)
- 1964 Tom Nissi (first team)
- 1965 Mike Addesa (first team)
Joe Lilly (first team)
- 1966 Glenn Grieco (first team)
Dick Krzyzek (first team)
- 1968 Bob Neary (first team)
- 1970 Michael Jordan (first team)
- 1971 Dan Harper (first team)
- 1972 John Provost (first team)
- 1973 John Provost (first team)
- 1974 John Provost (first team)
Dave Quehl (first team)
- 1975 Lou Kobza (first team)
Dave Quehl (first team)
- 1978 Bob Hurley (first team)
Glenn Verrette (first team)
- 1979 Jay Howlett (first team)
Glenn Verrette (first team)
- 1980 Mark Chiungos (first team)
- 1981 John Andreoli (first team)
- 1982 Andy Clivio (first team)
Frank Mattiace (first team)
Rob Porter (first team)
Terry Malone (second team)
Harry Flaherty (third team)
Bruce Kozerski (third team)
- 1983 Gill Fenerty (first team)
Harry Flaherty (first team)
Bruce Kozerski (first team)
Steve Raquet (first team)
Bill Cowley (second team)
- 1984 Kevin Garvey (first team)
Bill McGovern (first team)
Tony Melink (first team)
Tom Patton (first team)
Ed Kutschke (second team)
Kevin Murphy (second team)
Gill Fenerty (third team)
Dave Neilson (third team)
- 1985 Gill Fenerty (first team)
Tom Patton (first team)

POSTSEASON ALL-STAR APPEARANCES

EAST-WEST SHRINE GAME

(Palo Alto, Calif.)

- 1939 Joseph Delaney, T
William Osmanski, FB
- 1940 Ronnie Cahill, HB
James Turner, G
- 1943 Tom Alberghini, G
Edward Murphy, RB
- 1947 Walter Roberts, E
- 1948 Ray Ball, RB
Bob Sullivan, RB
- 1953 Charles Maloy, QB
Chester Millett, OG
Victor Rimkus, T
- 1954 Henry Lemire, E
- 1955 James Buonopane, G
Robert Dee, E
- 1974 John Provost, DB
- 1988 Gordie Lockbaum, DB

COLLEGE ALL-STAR GAME

(Chicago, Ill.)

- 1936 Philip Flanagan, G
- 1939 Bill Osmanski, FB
- 1940 Dr. Edward Anderson, Coach
- 1944 Francis Gaziano, G
- 1946 Stan Koslowski, HB
- 1950 Dr. Edward Anderson, Coach
- 1953 Vic Rimkus, T
- 1964 Jon Morris, C
- 1986 Ron George (first team)
Frank Kutschke (first team)
Gordie Lockbaum (first team) *
Andy Martin (first team)
Jerry McCabe (first team)
Steve Southard (first team)
Andy Martin (second team)
Tom Estep (third team)
- 1987 Wally Dembowski (first team)
Tom Estep (first team)
Ron George (first team)
Tom Kelleher (first team)
Gordie Lockbaum (first team)
Andy Martin (first team)
Rob McGovern (first team)
Jeff Wiley (first team)
Dave Murphy (second team)

BLUE-GRAY CLASSIC

(Montgomery, Ala.)

- 1942 John Bezemes, RB
John Grigas, RB
- 1945 Bill Swiacki, E
- 1948 Vito Kissell, B
- 1951 John Cullity, DB
Dick Murphy, C
- 1983 Robbie Porter, DB
- 1987 Gordie Lockbaum, RB/DB

SENIOR BOWL

(Mobile, Ala.)

- 1953 Charles Maloy, QB
Chester Millett, OG
- 1959 James Healy, OG
- 1962 Ken Desmarais, C
- 1963 Pat McCarthy, QB
Albert Snyder, RB
- 1964 Jon Morris, C
- 1986 Gill Fenerty, TB *
- 1987 Jerry McCabe, LB
- 1988 Gordie Lockbaum, DB
Andy Martin, DT

* Did not play due to injury

- 1988 Dennis Golden, Jr. (first team)
Rob McGovern (first team)
Dave Murphy (first team)
Joe Segreti (first team)
Tom Smith (first team)
Mark Stoy (first team)
Gerry Trietley (first team)
Jeff Wiley (first team)
Jack Phelps (third team)
- 1989 Craig Callahan (first team)
Tom Ciaccio (first team)
Tim Downing (first team)
Mark Gallagher (first team)
Bob Laliberte (first team)
Chris Maruca (first team)
Dave Murphy (first team)
Joe Segreti (first team)

HONORS & AWARDS

- 1990** Craig Callahan (first team)
Joe Foy (first team)
Mark Gallagher (first team)
Joe Segreti (first team)
Tom Ciaccio (second team)
Pat Gibson (second team)
Andy Hertz (second team)
- 1991** Tom Ciaccio (first team)
Jerome Fuller (first team)
Pat Gibson (first team)
Jeff Meader (first team)
Matt Morgan (first team)
Corey Vincent (first team)
Chris Kovath (second team)
Pete Dankert (third team)
- 1992** Marcus Duckworth (first team)
Tom McDonald (first team)
Bill Hitchmoth (third team)
Anthony Pignio (third team)
- 1993** Rob Milanette (first team)
Chris Summers (first team)
- 1994** Anthony Pignio (first team)
Pat Smith (first team)
- 1996** David Streeter (first team)
- 1997** Bobby Andrews (first team)
Jeff Laboranti (first team)
- 1998** Bobby Andrews (first team)
- 1999** David Puloka (first team)
Frank Traupman (first team)
- 2000** David Puloka (first team)
Patrick Quay (first team)
Frank Traupman (first team)
- 2001** Ryan Rolfert (first team)
Sammy Siaki (first team)
- 2002** Ari Confesor (first team)
David Dugan (first team)
- 2003** Ari Confesor (first team)
Steve Fox (first team)
- 2004** David FitzPatrick (first team)
- 2005** David Cannon (first team)
Steve Silva (first team)
- 2006** Ryan Maher (first team)
Andrew Schoepfer (first team)
- 2007** Ryan Maher (first team)
Dan Nolan (first team)
Dominic Randolph (first team)
- 2008** Jon Brock (first team)
Brett McDermott (first team)
Matt Partain (first team)
Dominic Randolph (first team)
- 2009** Chris Poole (first team)
Dominic Randolph (first team)
Marcus Rodriguez (first team)
Michael Wright (first team)
- 2010** Sean Lemkin (first team)
Mike McCabe (first team)
- 2011** Mike McCabe (first team)

ALL-ECAC

- 1958** Dave Stecchi (first team)
- 1973** John Provost (first team)
- 1974** John Provost (first team)
- 1978** Bob Hurley (first team)
Glenn Verrette (first team)
- 1979** Steve Gannon (first team)
Jay Howlett (first team)
- 1980** Mark Chiungos (first team)
- 1981** John Andreoli (first team)
- 1982** Bruce Kozerski (first team)
Frank Mattiace (first team)
Rob Porter (first team)
- 1983** Dave Detmer (first team)
Bruce Kozerski (first team)
Bill McGovern (first team)
Peter Quinlan (first team)
Steve Raquet (first team)
- 1984** Kevin Garvey (first team)
Bill McGovern (first team)
Tony Melink (first team)
Tom Patton (first team)
- 1985** Gill Fenerty (first team)
Tom Patton (first team)
Ed Kutschke (second team)
- 1986** Gordie Lockbaum (first team) *
Jerry McCabe (first team)
Steve Southard (first team)
Andy Martin (second team)
- 1987** Tom Estep (first team)
Ron George (first team)
Mike Jednak (first team)
Gordie Lockbaum (first team)
Andy Martin (first team)
Rob McGovern (first team)
Jeff Wiley (first team)
Wally Dembowski (second team)
- 1988** Dennis Golden (first team)
Rob McGovern (first team)
Dave Murphy (first team)
Tom Smith (first team)
Jeff Wiley (first team)
Jack Phelps (second team)
Joe Segreti (second team)
Gerry Trietley (second team)

- 1989** Tim Downing (first team)
Mark Gallagher (first team)
Bob Laliberte (first team)
Chris Maruca (first team)
Dave Murphy (first team)
Michael Lewis (second team)
- 1990** Craig Callahan (first team)
Joe Foy (first team)
Mark Gallagher (first team)
Joe Segreti (first team)
Matt Fras (second team)
Michael Lewis (second team)
Corey Vincent (second team)
- 1991** Tom Ciaccio (first team)
Pete Dankert (first team)
Jerome Fuller (first team)
Pat Gibson (first team)
Chris Kovath (second team)
Matt Morgan (second team)
Corey Vincent (second team)
- 1992** Tom McDonald (first team)
- 1993** Todd Araujo (first team)
Rob Milanette (first team)
Anthony Pignio (first team)
Pat Smith (first team)
Chris Summers (first team)
- 1994** David Streeter (first team)
- 1997** Bobby Andrews (first team)
- 2005** Steve Silva (first team)
- 2009** Chris Poole (first team)
Dominic Randolph (first team)
Michael Wright (first team)
- 2011** Chandler Fenner (second team)
Ricky Otis (second team)

* First team on both offense and defense

HONORS & AWARDS

THE DAVITT AWARDS

The Davitt Awards are presented annually to the top back and lineman for both the offense and defense. They were instituted by Jim Davitt (Class of 1913) of Holyoke, Mass., in memory of his brother, Rev. William Davitt (Class of 1907), who played football and ran track as an undergraduate, and was the last United States officer to lose his life in World War I. The awards are presented at the Holy Cross Varsity Club's Hall of Fame Banquet.

	Lineman	Back
1959	Ken Desmarais	Mike Cunningham
1960	John Timperio	Tom Hennessey
1961	John Fellin	Al Snyder
1962	Jon Morris	Al Snyder
1963	Jon Morris	Jim Marcellino
1964	Tom Nissi	Jack Lentz
1965	Mike Adessa	Earl Kirmsier
1966	Glenn Grieco	Jack Lentz
1967	Glenn Grieco	Phil O'Neill
1968	Bob Neary	Phil O'Neill
1969	Not Awarded	Not Awarded
1970	Ed McGilverly	Joe Wilson
1971	Bill Adams	Joe Wilson
	Dan Harper	Bill Stachowski
1972	Bernie Galeckas	Steve Buchanan
	Mike Lehman	John Provost
1973	Kevin Kolanda	Steve Buchanan
	Lou Kobza	Tyree Blocker
1974	Dave Quehl	Bob Morton
	Lou Kobza	John Provost
1975	Leroy Smith	Dave Quehl
	Lou Kobza	Larry Prior
1976	Mike Pizzotti	Brian Doherty
	John Trimbach	Mark Vollman
1977	Robert Hurley	Stephen Hunt
	Michael McDonnell	Herbert Mihalik
1978	Robert Hurley	Peter Colombo
	James Howlett	Glenn Verrette
1979	Jack McGovern	Phil Johnson
	Steve Gannon	Glenn Verrette
1980	Mark Chiungos	John Ahern
	Steven Raquet	Curt Bletzer
1981	Vincent Conca	David Boisture
	Rob Roncarati	Bill Pearson
1982	Brian Marcucio	Andy Clivio
	Frank Mattiace	Harry Flaherty
1983	Bruce Kozerski	Gill Fenerty
	Peter Quinlan	Harry Flaherty
1984	Kevin Garvey	Peter Muldoon
	David Neilson	Bill McGovern
1985	Kevin Reilly	Gill Fenerty
	Ed Kutschke	Jerry McCabe
1986	Ron George	Gordie Lockbaum
	Andy Martin	Jerry McCabe
1987	Ron George	Gordie Lockbaum
	Andy Martin	Dave Murphy

Lineman

1988	Mark Stoy
	Tom Smith
1989	Bob Laliberte
	Tim Downing
1990	Joe Foy
	Andy Hertz
1991	Pat Gibson
	Corey Vincent
1992	Ed Coburn
	John Zufall
	Tom McDonald
1993	Mike Flannagan
	Mark Kirk
1994	Joe Cooney
	Sam Leo
1995	Tom Claro
	Matt Faery
1996	Mike Zimirowski
	Bryan Hoffman
1997	Eric Scholten
	Dominic Blue
1998	Patrick Quay
	Joel Beck
1999	Patrick Quay
	Tavares Brewington
2000	Patrick Quay
	David Puloka
2001	Jefferson Exil
	James Jenkins
	Sammy Siaki
2002	Roger Schwarb
	Nick Soivilien
2003	Steve Fox
	Nick Nelthorpe
2004	David Cannon
	Nick Nelthorpe
2005	David Cannon
	Chris Nielsen
2006	Andrew Schoepfer
	Chris Nielsen
	John Markus Pinard
2007	Dan Nolan
	Mark Kelliher
2008	Aaron Jones
	Alex Carson
2009	Aaron Jones
	Chris Poole
	Anthony Campbell
	Nicholas MacDonald
2010	Mike McCabe
	Mude Ohimor
2011	Mike McCabe
	Jack Maliska

Back

Joe Segreti
Rob McGovern
Joe Segreti
Dave Murphy
Joe Segreti
Craig Callahan
Jerome Fuller
Chris Kovath
Eric Sampson
Greg Draddy
Chris Summers
Todd Araujo
Anthony Pignio
Pat Smith
Jamie Gornell
Terrence Browning
Jeff Laboranti
David Streeter
Eric Godlewski
Jeff Laboranti
Sedrick Rogers
J.R. Walz
Barrett Doxsey
Tony Thompson
John Aloisi
Tom Bestpitch
Brian Hall
Michael Blake
Brian Hall
Vernell Shaw
Michael Blake
Brian Hall
David Dugan
Ari Confesor
Ben Koller
Steve Silva
David FitzPatrick
Steve Silva
Casey Gough
Ryan Maher
Casey Gough
Ryan Maher
Casey Gough
Jon Brock
Daryl Brown
Bill Edger
Anthony DiMichele
Bill Edger
Freddie Santana
Alex Johnson
Gerald Mistretta
Ricky Otis

UNsung HERO AWARD

The Unsung Hero Award is presented annually to the player who has supported the squad spiritually, emotionally and physically for the good of the team.

1988	Marco Clark
1989	Chris Sullivan
1990	Rich Prestegaard
1991	Darin Cromwell
1992	Bill Hitchmoth
1993	Dave Harrington
1994	Matt O'Donnell
1995	John Foote
1996	Kevin O'Brien
1997	Ted Duffy, Robert Sewell
1998	Mike Egirous, Bryon Williams
1999	K.C. Sullivan
2000	Chris Hilson, P.J. Schiano
2001	Arthur Grutt, Kendy Hall
2002	Brian Cullinan
2003	Brian Buirid
2004	Tim McDonnell
2005	Gideon Akande, Tyler Nugent
2006	Frank Herlihy
2007	Brian McSharry
2008	Mike Kielt
2009	Dakota Allosso
2010	Rob Koster
2011	Eric Oldiges, Sean Whited

THE RICK CARTER MEMORIAL AWARD

Presented to the senior whose sportsmanship and dedication to the game of football represent the highest ideals of athletics and who, through uncommon leadership, has positively influenced his teammates and brought great credit to his family, his team and the college.

1986	Steve Southard
1987	Tom Estep, Mike Savage
1988	Jeff Wiley
1989	Randy Pedro
1990	Mark Gallagher, Josh Schaad
1996	Rob Sanchez
1997	Jeff Laboranti
1998	Bryon Williams
1999	John Aloisi
2000	James Grabowski, Troy LaRose
2001	Vernell Shaw, Sammy Siaki
2002	Ross Sullivan
2003	Nick Larsen
2004	David Mitchell
2005	Sean Gruber
2006	Dan Adams
2007	Casey Gough
2008	Ryan McGuire
2009	Chris Smith
2010	Anthony DiMichele
2011	Chandler Fenner

HONORS & AWARDS

THE CONNOR AWARD

The Msgr. George S. L. Connor Award is presented annually to the Holy Cross senior who, by a vote of the varsity squad, is named the person the players are most proud of as a teammate. It is given by the Holy Cross Club of the Pioneer Valley.

- 1959 Dick O'Brien
- 1960 Jim Rhodes
- 1961 Tom Hennessey
- 1962 Jon Morris
- 1963 Jim Marcellino
- 1964 Tom Nissi
- 1965 Joe Lilly
- 1965 Mike Adessa
- 1966 Jack Lentz
- 1967 Glenn Grieco
- 1968 Bob Neary
- 1969 Tom Lamb, Bill Moncevicz
- 1970 Tom Lamb
- 1971 Dan Harper
- 1972 Tony Konieczny
- 1973 Mickey Connelly
- 1974 Rohan Bradley
- 1975 Dave Quehl
- 1976 Mark Vollman
- 1977 Steve Hunt
- 1978 Craig Cerretani
- 1979 Larry Ewald
- 1980 John Ahern
- 1981 Terry Malone
- 1982 Mike Redding
- 1983 Dave Detmer
- 1984 Frank Chicko
- 1985 Ed Kutschke
- 1986 Jerry McCabe
- 1987 Jim Kelly
- 1988 Rob McGovern
- 1989 Chris Maruca
- 1990 Willie Bradford
- 1991 Ron Flauto
- 1992 John Powell
- 1993 Rob Milanette
- 1994 Gabe Infante
- 1995 David Harris
- 1996 Matt Berquist
- 1996 Kevin O'Brien
- 1997 Dominic Blue
- 1998 Matt Kives
- 1999 John Aloisi

- 2000 Patrick Colgan
- 2001 Vernell Shaw, Sammy Siaki
- 2002 David Dugan
- 2003 Nick Larsen
- 2004 Matt Bruckner
- 2005 Luke Dugan
- 2006 Matt Fanning
- 2007 Obi Green
- 2008 Daryl Brown
- 2009 Andrew Cialino
- 2010 Dakota Allosso
- 2011 Mark Tolzien

CRUSADER MVP

- 1982 Andy Clivio
- 1983 Harry Flaherty
- 1984 Peter Muldoon
- 1985 Gill Fenerty
- 1986 Gordie Lockbaum
- 1987 Jeff Wiley
- 1988 Rob McGovern
- 1989 Dave Murphy
- 1990 Mark Gallagher
- 1991 Tom Ciaccio
- 1992 Tom McDonald
- 1993 Rob Milanette
- 1994 Pat Smith
- 1995 David Streeter
- 1996 David Streeter
- 1997 Jeff Laboranti
- 1998 Barrett Doxsey
- 1999 John Aloisi
- 2000 David Puloka
- 2001 Brian Hall
- 2002 Brian Hall
- 2003 Ari Confesor
- 2004 Steve Silva
- 2005 Steve Silva
- 2006 Dominic Randolph
- 2007 Dominic Randolph
- 2008 Dominic Randolph
- 2009 Dominic Randolph
- 2010 Anthony DiMichele
- 2011 Ryan Taggart

THE DANIEL ALLEN

SPORTSMANSHIP AWARD

Awarded to the player whose unselfish teamwork and dedication to the good of the team reflect the values lived by coach Allen.

- 2004 Tim McDonnell
- 2005 Sean Gruber
- 2006 Matt Fanning
- 2007 Kent Flanders
- 2008 Daryl Brown
- 2010 Anthony DiMichele

CRUSADER OF THE YEAR

(football only)

- 1955 Robert Cooney
- 1957 Richard Arcand
- 1959 Thomas Greene
- 1960 Charles Pacunas
- 1963 Tom Hennessey
- 1964 Robert Murphy
- 1966 Thomas Foley
- 1967 Pete Kimener
- 1973 Kevin Frawley
- 1974 Michael Guilfoile
- 1976 James Grogan
- 1981 John Ahern
- 1982 John Andreoli
- 1985 Tony Melink
- 1986 Tom Patton
- 1987 Jerry McCabe
- 1988 Gordie Lockbaum
- 1989 Jeff Wiley
- 1992 Peter Dankert
- 2000 David Puloka
- 2003 Nick Larsen
- 2009 Dominic Randolph

HONORS & AWARDS

THE TURCO AWARD

The Johnny Turco Memorial Trophy is awarded annually by the Class of 1952 and the Varsity Club to the most outstanding player in the Homecoming Day game. It is given in memory of Turco, a former star halfback and a member of the Holy Cross Varsity Club Hall of Fame.

- 1965 Bob O'Brien (Dartmouth)
- 1966 Jack Lentz (Holy Cross)
- 1967 Glenn Grieco (Holy Cross)
- 1968 Bob Neary (Holy Cross)
- 1969 Doug Hahn (Holy Cross)
- 1970 Steve Goepel (Colgate)
- 1971 Joe Wilson (Holy Cross)
- 1972 Steve Stetson (Dartmouth)
- 1973 Mark Sheridan (Holy Cross)
- 1974 Lou Kobza (Holy Cross)
- 1975 Steve Hunt (Holy Cross)
- 1976 Curt Oberg (Dartmouth)
- 1977 Crocky Nangle (Holy Cross)
- 1978 Peter Colombo (Holy Cross)
- 1979 Angelo Colosimo (Colgate)
- 1980 Dave Shimshock (Holy Cross)
- 1981 Rich Diana (Yale)
- 1982 Andy Clivio (Holy Cross)
- 1983 Bill Cowley (Holy Cross)
- 1984 Rich Weismann (Dartmouth)
- 1985 Gill Fenerty (Holy Cross)
- 1985 Ed Kutschke (Holy Cross)
- 1986 Gordie Lockbaum (Holy Cross)
- 1987 Jeff Wiley (Holy Cross)
- 1988 Joe Segreti (Holy Cross)
- 1989 Tom Ciaccio (Holy Cross)
- 1990 Joe Segreti (Holy Cross)
- 1991 Jerome Fuller (Holy Cross)
- 1992 Bill Hitchmoth (Holy Cross)
- 1993 Steve Mills (Yale)
- 1994 Rene Ingoglia (UMass)
- 1995 Brion Stapp (Holy Cross)
- 1996 Paris Childress (Columbia)
- 1997 Rocky Fittizzi (Princeton)
- 1998 Joe Splendorio (Cornell)
- 1999 Tavares Brewington (Holy Cross)
- 2000 Erreick Stewart (Holy Cross)
David Thompson (Holy Cross)
- 2001 Brian Hall (Holy Cross)
- 2002 Jay Amer (Towson)
- 2003 Ryan Fitzpatrick (Harvard)
- 2004 Mark Borda (Lehigh)
- 2005 Steve Silva (Holy Cross)
- 2006 Casey Gough (Holy Cross)
- 2007 Dominic Randolph (Holy Cross)
- 2008 Liam Coen (UMass)
- 2009 Dominic Randolph (Holy Cross)
- 2010 Ryan Taggart (Holy Cross)
- 2011 Ryan Taggart (Holy Cross)

THE ANDERSON AWARD

The Dr. Edward N. Anderson Award is presented annually to the outstanding player in the Family Weekend game as determined by the working press. The award is sponsored by the Holy Cross Club of Greater Worcester, and was originally awarded to the most outstanding player of the Holy Cross-Massachusetts game.

- 1974 Mark Cannon (Holy Cross)
- 1975 Rich Jessamy (UMass)
- 1976 Mike Fallon (UMass)
- 1977 Mike Fallon (UMass)
- 1978 Dennis Dent (UMass)
- 1979 Neil Solomon (Holy Cross)
- 1980 Dean Pecevich (UMass)
- 1981 Garry Pearson (UMass)
- 1981 Dean Pecevich (UMass)
- 1982 Peter Muldoon (Holy Cross)
- 1983 Peter Muldoon (Holy Cross)
- 1984 Peter Muldoon (Holy Cross)
- 1985 John McKeown (UMass)
- 1986 Jeff Wiley (Holy Cross)
- 1987 Jeff Wiley (Holy Cross)
- 1988 Joe Segreti (Holy Cross)
- 1989 Joe Segreti (Holy Cross)
- 1990 Tom Ciaccio (Holy Cross)
Mark Gallagher (Holy Cross)
- 1991 Mark Roman (Holy Cross)
- 1992 Eric Sampson (Holy Cross)
- 1993 Erik Marsh (Lafayette)
- 1994 Rob Callahan (Holy Cross)
- 1995 Jarrett Shine (Lafayette)
- 1996 Rich Lemon (Bucknell)
- 1997 Daymon Smith (Colgate)
- 1998 Dan Visalli (Holy Cross)
- 1999 Brad Wilford (Harvard)
- 2000 Nico Carwill (Lehigh)
- 2001 Brian Hall (Holy Cross)
- 2002 Jermaine Pugh (Lehigh)
- 2003 Charlie Rittgers (Dartmouth)
- 2004 Daris Wilson (Bucknell)
- 2005 Jordan Scott (Colgate)
- 2006 Marques Thompson (Lehigh)
- 2007 Mike McLeod (Yale)
- 2008 Dominic Randolph (Holy Cross)
- 2009 Dominic Randolph (Holy Cross)
- 2010 Chris Lum (Lehigh)
- 2011 Andrew Schaetzke (Georgetown)

THE O'MELIA AWARD

The Capt. Edward J. O'Melia Trophy was awarded annually to the outstanding player in the Holy Cross-Boston College game as determined by members of the working press. The trophy was instituted by the Holy Cross Club of Boston as a memorial to its war dead and was named for the late O'Melia, who played end and later coached at Holy Cross.

- 1945 Jim Dieckelman (Holy Cross)
- 1946 Walter Sheridan (Holy Cross)
- 1947 Bobby Sullivan (Holy Cross)
- 1948 Ernie Stautner (Boston College)
- 1949 Al Cannava (Boston College)
- 1950 Johnny Turco (Holy Cross)
- 1951 Jimmy Kane (Boston College)
- 1952 Joe Johnson (Boston College)
Vic Rimkus (Holy Cross)
- 1953 Johnny Miller (Boston College)
- 1954 Tom Magnarelli-Reis (Boston College)
- 1955 Dick Lucas (Boston College)
- 1956 Bill Smithers (Holy Cross)
- 1957 Tom Greene (Holy Cross)
- 1958 Alan Miller (Boston College)
- 1959 Vin Hogan (Boston College)
- 1960 Pat McCarthy (Holy Cross)
- 1961 Al Snyder (Holy Cross)
- 1962 Jack Concannon (Boston College)
- 1963 Jim Marcellino (Holy Cross)
- 1964 Jack Lentz (Holy Cross)
- 1965 Brendan McCarthy (Boston College)
- 1966 Jack Lentz (Holy Cross)
- 1967 Joe DiVito (Boston College)
- 1968 Dave Mennett (Boston College)
- 1969 Sacramento State (honorary)
- 1970 Frank Harris (Boston College)
- 1971 Joe Wilson (Holy Cross)
- 1972 Dave Bucci (Boston College)
- 1973 Mike Esposito (Boston College)
- 1974 Mike Kruczek (Boston College)
- 1975 Lou Kobza (Holy Cross)
- 1976 Glen Capriola (Boston College)
- 1977 Peter Columbo (Holy Cross)
Steve Hunt (Holy Cross)
- 1978 Glenn Verrette (Holy Cross)
- 1979 John Cooper (Boston College)
- 1980 John Loughery (Boston College)
- 1981 Doug Flutie (Boston College)
- 1982 Tony Thurman (Boston College)
- 1983 Troy Stadford (Boston College)
- 1984 Doug Flutie (Boston College)
- 1985 Kelvin Martin (Boston College)
- 1986 Shawn Halloran (Boston College)

FITTON FIELD RECORDS & HISTORY

Today's Crusaders are fortunate to call Fitton Field their home. Storied Fitton is considered to be the finest natural grass facility for viewing and playing a college football game in the Northeast. Always in impeccable playing shape, the field has played host to some of the greatest teams in college football — Louisiana State, Boston College, Georgia, Syracuse and Penn State, to name a few.

The first home football game ever played at Holy Cross was a 6-0 defeat of Massachusetts Agricultural College on Sept. 26, 1903. It was not until 1905, however, that the field was dedicated Fitton Field, and again it was a meeting with the Aggies that christened the new field. This time, the Crusaders won 17-0.

Still, the football field was laid out across what is now the baseball field, and it was not until Sept. 26, 1908, that the first game was held at what is now the field's current site. The Crusaders defeated Norwich 5-0 on that inaugural day, over 100 years ago.

In 1908, Holy Cross added new wooden stands to the field, while just four years later a concrete structure replaced many of those seats, thus increasing the seating capacity of the stadium. It was not until 1924 that Holy Cross built the steel structuring that makes up today's stadium.

Prior to the 1986 season, the wooden stands were removed and replaced with aluminum stands and a complete horseshoe design with a capacity of 23,500.

HOLY CROSS BY DECADE

AT FITTON FIELD

1903-1909	20-6-4
1910-1919	27-11-3
1920-1929	51-4-4
1930-1939	55-3-4
1940-1949	29-20-6
1950-1959	35-13-1
1960-1969	26-17-2
1970-1979	21-26-1
1980-1989	41-12-1
1990-1999	23-30-1
2000-2009	31-24-0
2010-2019	8-3-0
Overall	367-169-27

FITTON FIELD FACTS

NAME: Fitton Field is named for Father Fitton, who was born on April 10, 1805, and ordained a Catholic priest in 1827. Born and raised in Boston, he purchased land in the name of the church in 1840, upon which he founded the Seminary of Mount St. James. In 1842, Father Fitton deeded the land to Bishop Benedict Joseph Fenwick, who founded the College of the Holy Cross in 1843.

FIRST GAME: The Crusaders defeated Massachusetts Agricultural College 6-0 on Sept. 26, 1903, in the first game played on the Holy Cross campus. The first game played at the current site of Fitton Field was on Sept. 26, 1908, as Holy Cross beat Norwich 5-0.

VINTAGE YEAR: The steel structure which comprises Fitton Field was erected in 1924, a popular year for the construction of several of the nation's more prominent football facilities. Among the other stadiums completed in 1924 are: Tiger (Louisiana State), Memorial (Texas), Ross-Ade (Purdue), Folsom Field (Colorado) and Michie (Army).

SEATING CAPACITY: 23,500. Fitton underwent a major renovation prior to the 1986 season, which included replacing the old wooden stands with new aluminum seating, maintaining the horseshoe configuration.

LARGEST CROWD: Holy Cross played before numerous crowds of 25,000 prior to the stadium renovation in 1986. The largest unofficial crowd was 27,000 for the Holy Cross-Brown clash on Nov. 11, 1938, as "Bullet" Bill Osmanski scored twice in the fourth quarter of his final home game for a 14-12 Crusader win.

LONGEST WINNING STREAK: 16 Games. Holy Cross broke the previous mark of 14, set from 1917-1921 and again from 1922-1924, with its victory over Brown on Oct. 28, 1989. The Crusaders saw their 16-game streak end with a 10-10 tie against Massachusetts on Sept. 8, 1990.

LONGEST UNBEATEN STREAK: 29 Games. The Crusaders did not lose at Fitton from the 1935 through 1938 seasons. After beating Manhattan in the 1939 home opener, Holy Cross fell to Louisiana State on Oct. 7. Holy Cross was 26-0-3 during that stretch. The Crusaders took a 26-game (25-0-1) home unbeaten streak into the 1992 season, but lost to Massachusetts 7-3 in the home opener.

LONGEST LOSING STREAK: 10 Games. Holy Cross lost its final five home games of the 2003 season and its first five home contests in 2004.

BEST SEASON RECORD: Holy Cross was 7-0 in 1923, outscoring the opposition, 242-0. The 7-0 record was matched in 1935, as Holy Cross outscored its home foes 184-0, and compiled a 9-0-1 overall record. The 1938 squad was also 7-0, en route to an 8-1 overall mark.

WORST SEASON RECORD: The Crusaders were 0-5 at home during the 1996 season.

CONSECUTIVE WINNING SEASONS: Holy Cross recorded 25 consecutive winning seasons at Fitton Field from 1916-1940.

UNBEATEN AND UNTIED SEASONS: The Crusaders have posted 21 unbeaten and untied seasons at Fitton Field, including a perfect 6-0 mark in 2009. In 1987, 1988 and 1989, Holy Cross had consecutive unbeaten and untied home seasons for the first time since 1918, 1919 and 1920.

HOME COMING & FAMILY WEEKEND

HOME COMING GAMES

(Won 33, Lost 29, Tied 1)

1947 Holy Cross 6, Colgate 6
1948 Colgate 14, Holy Cross 13
1949 Holy Cross 35, Colgate 27
1950 Syracuse 34, Holy Cross 27
1951 Holy Cross 34, Colgate 6
1952 Holy Cross 12, Fordham 7
1953 Syracuse 21, Holy Cross 0
1954 Marquette 19, Holy Cross 14
1955 Syracuse 49, Holy Cross 9
1956 Holy Cross 20, Colgate 6
1957 Dartmouth 14, Holy Cross 7
1958 Holy Cross 16, Boston University 8
1959 Holy Cross 14, Colgate 12
1960 Penn State 33, Holy Cross 8
1961 Holy Cross 17, Dartmouth 13
1962 Syracuse 30, Holy Cross 20
1963 Boston University 18, Holy Cross 6
1964 Colgate 10, Holy Cross 0
1965 Dartmouth 27, Holy Cross 6
1966 Holy Cross 7, Dartmouth 6
1967 Holy Cross 17, Colgate 0
1968 Holy Cross 29, Dartmouth 17
1969 Cancelled
1970 Colgate 21, Holy Cross 13
1971 Holy Cross 28, Boston University 14
1972 Dartmouth 17, Holy Cross 7
1973 Temple 63, Holy Cross 34
1974 Holy Cross 14, Dartmouth 3
1975 Colgate 20, Holy Cross 14
1976 Dartmouth 45, Holy Cross 7
1977 Boston University 14, Holy Cross 13
1978 Holy Cross 35, Dartmouth 0
1979 Colgate 17, Holy Cross 16
1980 Holy Cross 17, Dartmouth 6
1981 Yale 29, Holy Cross 28
1982 Holy Cross 28, Dartmouth 12
1983 Holy Cross 21, Colgate 18
1984 Holy Cross 30, Dartmouth 20
1985 Holy Cross 22, Delaware 6
1986 Holy Cross 48, Dartmouth 7
1987 Holy Cross 49, Colgate 7

1988 Holy Cross 17, Dartmouth 3
1989 Holy Cross, 46, Princeton 0
1990 Holy Cross 21, Dartmouth 10
1991 Holy Cross 45, Pennsylvania 0
1992 Holy Cross 10, Princeton 7
1993 Yale 31, Holy Cross 27
1994 Massachusetts 32, Holy Cross 0
1995 Yale 28, Holy Cross 17
1996 Columbia 42, Holy Cross 16
1997 Princeton 21, Holy Cross 7
1998 Cornell 17, Holy Cross 9
1999 Harvard 25, Holy Cross 17
2000 Holy Cross 34, Pennsylvania 17
2001 Holy Cross 49, Dartmouth 17
2002 Towson 42, Holy Cross 10
2003 Harvard 43, Holy Cross 20
2004 Lehigh 42, Holy Cross 14
2005 Holy Cross 48, Georgetown 6
2006 Holy Cross 28, Fordham 21
2007 Holy Cross 31, Harvard 28
2008 Massachusetts 45, Holy Cross 42
2009 Holy Cross 34, Dartmouth 14
2010 Holy Cross 36, Fordham 31
2011 Holy Cross 30, Harvard 22

FAMILY WEEKEND GAMES

(Won 29, Lost 25, Tied 1)

1954 Holy Cross 46, Connecticut 26
1955 Holy Cross 20, Boston University 12
1956 Holy Cross 13, Quantico Marines 0
1957 Penn State 14, Holy Cross 0
1958 Holy Cross 26, Dayton 0
1959 Holy Cross 8, Dayton 0
1960 Penn State 33, Holy Cross 8
1961 Holy Cross 28, Dayton 0
1962 Holy Cross 20, VMI 14
1963 Quantico Marines 7, Holy Cross 6
1964 Holy Cross 16, Quantico Marines 0
1965 Holy Cross 20, Buffalo 7
1966 Holy Cross 16, Massachusetts 14
1967 Holy Cross 21, Boston University 17
1968 Syracuse 47, Holy Cross 0
1969 Cancelled

1970 Massachusetts 29, Holy Cross 13
1971 Holy Cross 17, Northeastern 7
1972 Holy Cross 26, Villanova 9
1973 Syracuse 5, Holy Cross 3
1974 Holy Cross 30, Massachusetts 20
1975 Boston University 6, Holy Cross 0
1976 Holy Cross 33, Rhode Island 14
1977 Brown 44, Holy Cross 13
1978 Massachusetts 38, Holy Cross 8
1979 Boston University 16, Holy Cross 7
1980 Connecticut 18, Holy Cross 17
1981 Holy Cross 34, Brown 24
1982 Harvard 24, Holy Cross 17
1983 Holy Cross 31, Brown 10
1984 Holy Cross 41, Connecticut 0
1985 Holy Cross 20, Brown 20
1986 Holy Cross 17, Bucknell 10
1987 Holy Cross 41, Brown 0
1988 Holy Cross 48, Lehigh 24
1989 Holy Cross 31, Colgate 6
1990 Holy Cross 34, Lehigh 22
1991 Holy Cross 42, Brown 20
1992 Holy Cross 27, Bucknell 12
1993 Lafayette 31, Holy Cross 27
1994 Holy Cross 27, Bucknell 21
1995 Lafayette 27, Holy Cross 17
1996 Bucknell 38, Holy Cross 7
1997 Colgate 42, Holy Cross 7
1998 Bucknell 30, Holy Cross 14
1999 Harvard 25, Holy Cross 17
2000 Lehigh 21, Holy Cross 6
2001 Holy Cross 63, Lafayette 53
2002 Lehigh 21, Holy Cross 12
2003 Dartmouth 24, Holy Cross 20
2004 Bucknell 42, Holy Cross 27
2005 Colgate 27, Holy Cross 14
2006 Lehigh 28, Holy Cross 14
2007 Yale 38, Holy Cross 17
2008 Holy Cross 35, Lehigh 21
2009 Holy Cross 42, Colgate 28
2010 No Game Scheduled
2011 Georgetown 19, Holy Cross 6

ALL-TIME SERIES RECORDS

<i>Opponent</i>	<i>G</i>	<i>Overall W-L-T</i>	<i>Home W-L-T</i>	<i>Away W-L-T</i>	<i>Series Began</i>	<i>Most Recent Game</i>	<i>Last HC Win</i>	<i>Opponent</i>	<i>G</i>	<i>Overall W-L-T</i>	<i>Home W-L-T</i>	<i>Away W-L-T</i>	<i>Series Began</i>	<i>Most Recent Game</i>	<i>Last HC Win</i>
Air Force	1	1-0-0	0-0-0	1-0-0	1978	1978	1978	New River State	2	2-0-0	2-0-0	0-0-0	1930	1932	1932
Amherst	5	2-2-1	2-0-0	0-2-1	1897	1905	1905	New York Univ.	4	4-0-0	2-0-0	2-0-0	1940	1952	1952
Andover	3	0-0-0	1-1-1	1-1-1	1898	1901	1901	Newport Naval	2	2-0-0	2-0-0	0-0-0	1926	1928	1928
Army	24	6-17-1	0-0-0	6-17-1	1914	2002	2002	Newton A.C.	1	0-0-1	0-0-1	0-0-0	1896	1896	—
Bates	6	5-0-1	5-0-0	0-0-1	1904	1936	1936	North Carolina St.	1	1-0-0	1-0-0	0-0-0	1942	1942	1942
Boston Coll.	82	32-47-3	10-10-2	8-15-0	1896	1986	1978	Northeastern	6	5-1-0	4-1-0	1-0-0	1971	2009	2009
Boston Univ.	39	23-11-5	16-6-3	7-5-2	1896	1993	1991	Norwich	5	3-1-1	3-1-1	0-0-0	1907	1913	1913
Bowdoin	4	3-1-0	1-1-0	2-0-0	1908	1919	1919	Pennsylvania	5	3-2-0	2-0-0	1-2-0	1990	2001	2000
Brown	59	32-22-3	19-6-2	13-16-1	1898	2011	2010	Penn State	9	0-9-0	0-3-0	0-6-0	1954	1963	—
Bucknell	28	18-10-0	12-3-0	6-7-0	1925	2011	2011	Pittsburgh	1	0-1-0	0-0-0	0-1-0	1958	1958	—
Buffalo	10	6-3-1	4-0-1	2-3-0	1923	1970	1967	Pittsfield A.C.	2	2-0-0	0-0-0	2-0-0	1901	1902	1902
Canisius	2	2-0-0	2-0-0	0-0-0	1921	1924	1924	Princeton	10	3-7-0	2-2-0	1-5-0	1910	1997	1992
Carlisle	2	0-1-1	0-1-0	0-0-0	1914	1915	—	Providence	17	17-0-0	17-0-0	0-0-0	1922	1941	1941
Carnegie Tech	6	4-1-1	4-0-1	0-1-0	1935	1940	1940	Quantico Marines	8	5-3-0	5-3-0	0-0-0	1951	1964	1964
Catholic Univ.	7	7-0-0	7-0-0	0-0-0	1924	1934	1934	Rensselaer	1	1-0-0	1-0-0	0-0-0	1917	1917	1917
Coast Guard	3	3-0-0	3-0-0	0-0-0	1943	1945	1945	Rhode Island	10	9-1-0	9-0-0	0-1-0	1917	1988	1988
Colby	7	6-1-0	6-1-0	0-0-0	1900	1921	1921	Richmond	1	1-0-0	1-0-0	0-0-0	1964	1964	1964
Colgate	74	40-29-5	26-16-2	14-13-3	1917	2011	2011	Rochester	1	0-1-0	0-0-0	0-1-0	1910	1910	—
Columbia	8	6-2-0	2-1-0	4-1-0	1947	1997	1997	Rutgers	19	11-8-0	6-2-0	5-6-0	1916	1979	1972
Connecticut	28	19-8-1	14-1-1	5-7-0	1916	1985	1984	St. Anselm	4	3-0-1	3-0-1	0-0-0	1934	1937	1937
Cornell	5	0-5-0	0-1-0	0-4-0	1906	1998	—	St. Bonaventure	2	2-0-0	2-0-0	0-0-0	1930	1931	1931
Dartmouth	75	36-35-4	16-13-1	19-22-3	1903	2011	2011	St. John's	6	6-0-0	6-0-0	0-0-0	1924	1929	1929
Dayton	10	9-1-0	8-1-0	1-0-0	1926	1962	1962	St. Joseph's (Pa.)	1	1-0-0	1-0-0	0-0-0	1934	1934	1934
Delaware	3	2-1-0	1-0-0	1-1-0	1983	2005	1985	St. Louis	1	1-0-0	0-0-0	1-0-0	1912	1912	1912
Detroit	4	2-2-0	2-0-0	0-2-0	1919	1946	1946	St. Mary's (Calif.)	2	1-1-0	1-0-0	0-1-0	1999	2002	2002
Duquesne	5	2-3-0	1-3-0	1-0-0	1931	2004	1948	St. Michael's	1	1-0-0	1-0-0	0-0-0	1933	1933	1933
Fairfield	2	2-0-0	2-0-0	0-0-0	1998	1999	1999	Sacred Heart	2	2-0-0	2-0-0	0-0-0	2005	2009	2009
Fitchburg Y.M.C.L.	1	1-0-0	0-0-0	1-0-0	1899	1899	1899	San Diego	2	0-2-0	0-1-0	0-1-0	2003	2004	—
Florida Int'l.	1	0-1-0	0-0-0	0-1-0	2003	2003	—	Springfield	17	12-4-1	7-3-0	5-1-1	1903	1933	1933
Fordham	49	27-20-2	15-8-1	11-11-1	1902	2011	2011	Syracuse	28	5-23-0	3-11-0	2-12-0	1905	1973	1958
Fort Totten	1	1-0-0	1-0-0	0-0-0	1942	1942	1942	Temple	23	12-9-2	8-5-2	4-4-0	1934	1974	1955
Furman	1	0-1-0	0-0-0	0-1-0	1975	1975	—	Torpedo Raiders	1	0-1-0	0-1-0	0-0-0	1944	1944	—
Gardner A.C.	2	1-1-0	1-0-0	0-1-1	1897	1898	1898	Towson	7	4-3-0	2-1-0	2-2-0	1997	2003	2001
Georgetown	24	15-9-0	8-5-0	7-3-0	1904	2011	2009	Trinity	3	1-1-1	1-0-1	0-1-0	1899	1909	1899
Georgia	3	3-0-0	1-0-0	1-0-0	1937	1939	1939	Tufts	15	11-3-1	8-1-0	2-2-1	1898	1943	1943
Harvard	65	24-39-2	7-7-0	17-32-2	1904	2011	2011	Tulane	1	0-1-0	0-0-0	0-1-0	1951	1951	—
Hofstra	1	0-1-0	0-1-0	0-0-0	1995	1995	—	U.S. Sub Base	5	4-1-0	4-1-0	0-0-0	1920	1945	1945
Howard	1	1-0-0	1-0-0	0-0-0	2010	2010	2010	Vermont	11	9-2-0	7-1-0	2-1-0	1898	1925	1925
Lafayette	26	12-14-0	7-6-0	5-8-0	1986	2011	2011	Villanova	22	9-13-0	7-8-0	2-5-0	1922	2009	1989
Lebanon Valley	1	1-0-0	1-0-0	0-0-0	1923	1923	1923	V.M.I.	3	2-0-1	2-0-1	0-0-0	1957	1963	1963
Lehigh	27	12-14-1	5-8-1	7-6-0	1924	2011	2009	Wesleyan	4	1-3-0	0-0-0	1-3-0	1898	1903	1903
Louisiana State	3	1-2-0	0-1-0	1-1-0	1939	1941	1941	Williams	2	0-2-0	0-0-0	0-2-0	1899	1907	—
Loyola (Md.)	2	2-0-0	2-0-0	0-0-0	1930	1931	1931	Western Carolina	1	0-1-0	0-1-0	0-0-0	1983	1983	—
Maine	6	5-0-1	3-0-0	2-0-1	1903	1984	1984	Western Maryland	2	2-0-0	2-0-0	0-0-0	1926	1937	1937
Manhattan	11	8-0-3	6-0-1	2-0-2	1925	1942	1942	William & Mary	2	2-0-0	1-0-0	1-0-0	1986	1987	1987
Marist	2	2-0-0	1-0-0	1-0-0	2004	2006	2006	Worcester Acad.	3	3-0-0	3-0-0	0-0-0	1896	1900	1900
Marquette	13	7-6-1	5-2-1	2-4-0	1927	1960	1960	Worcester Tech	20	17-1-2	16-1-2	1-0-0	1896	1918	1918
Massachusetts	50	21-24-5	14-14-5	7-10-0	1897	2011	1991	Yale	31	4-27-0	0-7-0	4-20-0	1903	2008	2005
M.I.T.	3	2-1-0	1-0-0	1-1-0	1897	1901	1901								
Miami (Fla.)	2	0-2-0	0-0-0	0-2-0	1945	1954	—								
Mississippi	2	0-2-0	0-2-0	0-0-0	1940	1941	—								
New Hampshire	12	6-6-0	4-2-0	2-4-0	1909	2011	1983								

2012 opponents listed in **bold italics**.
Home and away breakdown of win-loss records does not include neutral site games.

SERIES RECORDS VS. 2012 OPPONENTS

BROWN (32-22-3)

10/1/1898	A	L, 0-19
9/30/1899	H2	L, 0-19
10/6/1900	A	L, 0-18
10/26/1901	A	T, 6-6
10/12/1917	H	L, 6-27
11/3/1928	A	L, 0-6
11/2/1929	H	L, 14-15
10/25/1930	A	L, 0-13
10/31/1931	H	W, 33-0
11/5/1932	A	L, 7-10
10/28/1933	H	W, 19-7
11/17/1934	A	W, 20-7
11/14/1936	A	W, 32-0
11/13/1937	A	W, 7-0
11/11/1938	H	W, 14-12
10/21/1939	H	W, 20-0
10/26/1940	A	L, 6-9
11/8/1941	A	W, 13-0
11/7/1942	A	L, 14-20
10/2/1943	H	W, 20-0
10/21/1944	H	T, 24-24
10/20/1945	A	W, 25-0
11/2/1946	H	W, 21-19
11/1/1947	A	L, 19-20
10/16/1948	H	L, 6-14
10/1/1949	A	L, 6-28
10/7/1950	H	W, 41-21
10/27/1951	A	W, 41-6
10/18/1952	H	W, 46-0
10/24/1953	A	L, 0-6
9/23/1972	A	W, 30-24
9/21/1974	H	W, 45-10
10/25/1975	H	W, 21-20
10/23/1976	A	L, 18-28
10/22/1977	H	L, 13-44
10/28/1978	A	L, 25-31
10/27/1979	H	W, 14-7
10/25/1980	A	L, 3-21
10/24/1981	H	W, 34-24
10/23/1982	A	W, 17-6
10/22/1983	H	W, 31-10
10/27/1984	A	W, 38-17
10/26/1985	H	T, 20-20
10/25/1986	A	W, 22-7
10/24/1987	H	W, 41-0
10/22/1988	A	W, 35-14
10/28/1989	H	W, 49-13
10/13/1990	A	W, 55-0
10/19/1991	H	W, 42-28
10/15/1994	A	L, 18-20
9/30/1995	H	L, 14-37
10/7/2006	H	W, 35-30
10/6/2007	A	W, 48-37
10/11/2008	H	W, 41-34
10/10/2009	A	L, 31-34
10/9/2010	H	W, 17-13
10/8/2011	A	L, 13-20

BUCKNELL (18-10)

10/31/1925	H	W, 23-7
10/10/1953	H	W, 40-0
11/8/1986	H*	W, 17-10
10/17/1987	A*	W, 48-10
11/12/1988	H*	W, 38-7
11/18/1989	A*	W, 35-6
11/3/1990	H*	W, 43-14
11/9/1991	A*	W, 42-6
10/24/1992	H*	W, 27-12
10/23/1993	A*	L, 23-33
11/5/1994	H*	W, 27-20
11/4/1995	A*	L, 7-21
10/26/1996	H*	L, 7-38
10/25/1997	A*	L, 6-18
11/7/1998	H*	L, 14-30
11/6/1999	A*	L, 21-32
11/4/2000	H*	W, 10-9
11/3/2001	A*	L, 14-21
11/2/2002	H*	W, 38-21
11/1/2003	A*	L, 31-53
10/30/2004	H*	L, 27-42
11/19/2005	A*	W, 51-33
11/4/2006	H*	W, 27-10
10/27/2007	A*	W, 45-21
11/1/2008	H*	W, 34-17
11/21/2009	A*	L, 17-23
11/20/2010	H*	W, 34-9
10/22/2011	A*	W, 16-13

COLGATE (40-29-5)

11/3/1917	A9	L, 0-21
10/27/1934	H	L, 7-20
10/26/1935	H	W, 3-0
11/7/1936	H	W, 20-13
11/6/1937	H	W, 12-7
10/29/1938	H	W, 21-0
10/28/1939	H	W, 27-7
11/2/1940	H	L, 0-6
11/1/1941	A	T, 6-6
10/31/1942	H	T, 6-6
10/30/1943	H	W, 14-7
11/11/1944	H	W, 19-13
10/27/1945	H	W, 21-0
11/9/1946	H	W, 21-6
11/8/1947	H	T, 6-6
10/23/1948	H	L, 13-14
11/5/1949	H	W, 35-27
10/14/1950	A	L, 28-35
11/3/1951	H	W, 34-6
11/8/1952	H	W, 13-7
10/3/1953	A	W, 19-6
10/2/1954	H	L, 0-18
10/8/1955	A	W, 15-14
10/6/1956	H	W, 20-6
11/8/1958	A	W, 20-0
10/31/1959	H	W, 14-12
10/6/1962	A	W, 22-0

10/10/1964	H	L, 0-10
10/9/1965	A	L, 3-7
10/8/1966	A	T, 14-14
10/14/1967	H	W, 17-0
10/12/1968	A	L, 6-14
10/10/1970	H	L, 13-21
10/9/1971	H	W, 28-14
10/14/1972	A	T, 21-21
10/13/1973	H	L, 21-22
10/12/1974	A	L, 16-21
10/11/1975	H	L, 14-20
10/9/1976	A	L, 6-10
10/8/1977	H	L, 14-31
9/16/1978	A	W, 27-14
10/13/1979	H	L, 16-17
10/11/1980	A	L, 7-38
11/14/1981	H	L, 13-34
10/9/1982	A	L, 17-21
10/8/1983	H	W, 21-18
10/13/1984	A	W, 42-27
9/14/1985	H	W, 24-21
10/4/1986	A*	W, 16-12
10/3/1987	H*	W, 49-7
10/29/1988	A*	W, 7-0
10/21/1989	H*	W, 31-6
11/17/1990	A*	W, 35-6
11/23/1991	H*	W, 28-3
11/14/1992	A*	W, 18-17
11/13/1993	H*	W, 27-14
11/19/1994	A*	W, 27-6
11/18/1995	H*	W, 39-20
9/21/1996	A*	W, 38-21
11/1/1997	H*	L, 7-42
11/21/1998	A*	L, 14-28
11/20/1999	H*	L, 26-45
11/11/2000	A*	W, 32-3
11/10/2001	H*	L, 7-35
11/23/2002	A*	L, 20-25
11/22/2003	H*	L, 38-45
10/23/2004	A*	L, 7-41
10/22/2005	H*	L, 14-27
11/11/2006	A*	L, 28-29
11/17/2007	H*	W, 27-20
11/22/2008	A*	L, 27-28
10/24/2009	H*	W, 42-28
10/23/2010	A*	W, 31-24
9/10/2011	H*	W, 37-7

DARTMOUTH (36-35-4)

10/3/1903	A	L, 0-18
10/22/1904	H	L, 4-18
10/7/1905	A	L, 6-16
10/6/1906	A	L, 0-16
11/9/1907	A	L, 0-52
10/24/1908	H	L, 5-18
10/30/1909	A	L, 0-12
10/14/1911	A	L, 0-6
10/16/1920	A	L, 14-27

10/10/1931	A	L, 7-14
10/10/1936	A	W, 7-0
9/26/1942	H	L, 6-17
9/26/1943	H	L, 0-3
9/30/1944	A	T, 6-6
9/29/1945	A	W, 13-6
9/28/1946	H	L, 0-3
9/27/1947	H	T, 0-0
10/9/1948	A	L, 6-19
10/8/1949	A	L, 7-31
9/30/1950	A	T, 21-21
9/27/1952	A	W, 27-9
9/26/1953	N15	W, 28-6
9/25/1954	A	L, 26-27
10/1/1955	A	W, 29-21
10/20/1956	A	T, 7-7
10/19/1957	H	L, 7-14
10/18/1958	A	W, 14-8
9/26/1959	A	W, 31-8
10/15/1960	A	W, 9-8
10/21/1961	H	W, 17-13
10/20/1962	A	L, 0-10
10/19/1963	A	L, 8-13
10/2/1965	H	L, 6-27
10/1/1966	H	W, 7-6
10/7/1967	A	L, 8-24
10/5/1968	H	W, 29-17
10/4/1969	A	L, 6-38
10/3/1970	H	L, 14-50
10/2/1971	A	L, 9-28
10/7/1972	H	L, 7-17
10/6/1973	A	W, 10-0
10/5/1974	H	W, 14-3
10/4/1975	A	L, 7-28
10/2/1976	H	L, 7-45
9/24/1977	A	L, 14-17
9/30/1978	H	W, 35-0
10/6/1979	A	W, 13-7
10/4/1980	H	W, 17-6
10/3/1981	A	W, 28-0
9/25/1982	H	W, 28-12
10/1/1983	A	W, 41-14
10/6/1984	H	W, 30-20
10/5/1985	A	W, 17-14
10/11/1986	H	W, 48-7
10/10/1987	A	W, 62-23
10/8/1988	H	W, 17-3
10/7/1989	A	W, 33-7
10/6/1990	H	W, 21-10
10/12/1991	A	W, 23-6
10/10/1992	H	L, 0-48
9/25/1993	A	W, 13-7
10/12/1996	A	L, 7-35
9/27/1997	H	L, 6-35
10/14/2000	A	L, 14-31
10/13/2001	H	W, 49-17
10/19/2002	A	L, 36-44
10/18/2003	H	L, 20-24

SERIES RECORDS VS. 2012 OPPONENTS

10/16/2004	A	W, 24-0
10/15/2005	H	W, 28-16
10/14/2006	A	W, 24-21(ot)
10/13/2007	H	W, 41-15
10/18/2008	A	W, 44-26
10/17/2009	H	W, 34-14
10/16/2010	A	L, 19-27
10/15/2011	H	W, 25-17

FORDHAM (27-20-2)

11/8/1902	A	W, 17-0
11/20/1905	A	W, 27-5
11/3/1906	H	W, 8-5
11/29/1906	A6	W, 15-6
11/2/1907	H	L, 0-35
11/28/1907	A	L, 0-35
11/20/1909	A	L, 5-9
11/15/1913	H	W, 60-0
10/23/1915	A	L, 0-9
11/18/1916	H	L, 0-40
10/20/1917	A	L, 0-12
11/18/1922	H	W, 28-0
11/10/1923	A11	W, 23-7
10/25/1924	H	W, 13-0
11/7/1925	A6	L, 0-17
11/6/1926	H	T, 7-7
11/5/1927	A6	W, 7-2
10/20/1928	H	L, 13-19
10/19/1929	A6	L, 0-7
10/18/1930	H	L, 0-6
10/17/1931	A	T, 6-6
11/22/1947	H	W, 48-0
11/13/1948	H	W, 13-6
10/6/1951	H	W, 54-20
10/4/1952	H	W, 12-7
11/21/1953	H	W, 20-7
11/13/1954	A6	W, 20-19
11/10/1990	A*	W, 48-0
11/16/1991	N17*	W, 24-19
11/21/1992	H*	W, 21-13
11/20/1993	H*	W, 28-12
10/29/1994	A*	W, 31-21
10/28/1995	N18*	L, 10-17
11/2/1996	A*	L, 0-28
11/22/1997	H*	L, 12-28
11/14/1998	H*	L, 10-13
11/13/1999	A*	W, 37-14
11/18/2000	H*	W, 27-20
11/17/2001	A*	L, 21-24
11/9/2002	H*	L, 27-37
11/8/2003	A*	L, 28-49
10/2/2004	H*	L, 35-42
10/29/2005	A*	L, 20-24
9/30/2006	H*	W, 28-21
11/3/2007	A*	L, 21-24
11/8/2008	H*	W, 38-17
10/31/2009	A*	W, 41-27
10/2/2010	H*	W, 36-31
11/19/2011	A*	W, 41-21

GEORGETOWN (15-9)

10/29/1904	N4	L, 4-17
11/22/1913	A	L, 7-16
10/22/1921	H	L, 7-28
11/4/1922	A	W, 10-0
10/9/1937	H	W, 27-6
9/25/1948	H	W, 18-7
9/24/1949	H	L, 13-20
11/18/1950	H	L, 14-21
11/23/1996	A	W, 45-36
9/20/1997	H	W, 25-21
9/19/1998	A	L, 12-13
9/11/1999	H	L, 16-34
9/9/2000	A	W, 38-22
9/8/2001	H*	W, 33-7
9/14/2002	A*	W, 41-13
9/13/2003	H*	W, 42-34
11/20/2004	A*	W, 31-28(ot)
9/10/2005	H*	W, 48-6
9/2/2006	A*	W, 26-13
9/22/2007	H*	W, 55-0
9/27/2008	A*	W, 38-14
9/5/2009	H*	W, 20-7
9/25/2010	A*	L, 7-17
10/29/2011	H*	L, 6-19

HARVARD (24-39-2)

11/12/1904	A	L, 4-28
10/7/1911	A	L, 0-8
10/5/1912	A	L, 0-19
10/18/1913	A	L, 7-47
9/25/1920	A	L, 0-3
10/1/1921	A	L, 0-3
10/8/1922	A	L, 0-20
10/20/1923	A	L, 0-6
10/18/1924	A	L, 6-12
10/17/1925	A	W, 7-6
10/9/1926	A	W, 19-14
10/15/1927	A	L, 6-14
11/17/1928	A	T, 0-0
11/16/1929	A	L, 6-12
11/15/1930	A	W, 27-0
11/14/1931	A	L, 0-7
11/12/1932	A	L, 0-7
10/21/1933	A	W, 10-7
10/20/1934	A	W, 26-6
10/12/1935	A	W, 13-0
10/26/1946	A	L, 6-13
10/18/1947	A	L, 0-7
10/30/1948	A	L, 13-20
10/29/1949	A	L, 14-22
11/4/1950	A	W, 26-7
9/29/1951	A	W, 33-6
9/24/1960	A	L, 6-13
10/13/1962	A	W, 34-20
9/25/1965	A	L, 7-17
9/28/1968	A	L, 20-27
9/27/1969	A	L, 0-13
9/25/1971	A	W, 21-16
9/28/1974	A	L, 14-24

9/27/1975	A	L, 7-18
9/27/1980	A	L, 13-14
9/26/1981	A	W, 33-19
11/6/1982	H	L, 17-24
11/5/1983	A	T, 10-10
9/29/1984	A	W, 24-14
11/9/1985	H	L, 20-28
9/27/1986	A	W, 41-0
11/7/1987	H	W, 41-6
10/1/1988	H	W, 35-20
9/23/1989	A	W, 31-17
9/29/1990	H	W, 35-14
10/5/1991	A	W, 28-13
10/3/1992	H	W, 30-7
10/16/1993	A	L, 25-41
10/1/1994	H	L, 17-27
10/14/1995	A	W, 27-22
10/19/1996	H	L, 25-28
10/18/1997	A	L, 24-52
10/17/1998	A	L, 14-20(ot)
9/25/1999	H	L, 17-25
9/16/2000	A	W, 27-25
9/21/2002	A	L, 23-28
9/20/2003	H	L, 23-43
9/18/2004	A	L, 0-35
9/17/2005	H	L, 21-31
9/16/2006	A	L, 14-31
9/15/2007	H	W, 31-28
9/19/2008	A	L, 24-25
9/19/2009	H	W, 27-20
9/18/2010	A	L, 6-34
9/17/2011	H	W, 30-22

LAFAYETTE (12-14)

9/20/1986	A*	W, 38-14
9/19/1987	H*	W, 40-11
9/17/1988	A*	L, 20-28
9/16/1989	A*	W, 23-21
10/27/1990	H*	W, 34-3
11/2/1991	H*	W, 48-14
11/7/1992	A*	L, 6-15
11/6/1993	H*	L, 27-52
10/22/1994	A*	L, 9-17
10/21/1995	H*	L, 17-27
11/16/1996	A*	L, 21-28
11/15/1997	H*	L, 23-34
10/31/1998	A*	L, 17-28
9/18/1999	H*	W, 30-12
10/21/2000	A*	L, 13-28
10/20/2001	H*	W, 63-53
11/16/2002	A*	L, 13-42
11/15/2003	H*	L, 13-41
11/13/2004	A*	L, 20-56
11/12/2005	H*	L, 21-41
10/21/2006	A*	W, 38-28
11/10/2007	H*	L, 21-31
11/15/2008	A*	W, 27-26
11/14/2009	H*	W, 28-26
11/13/2010	A*	W, 37-27
11/12/2011	H*	W, 29-24

LEHIGH (12-14-1)

11/8/1924	H	T, 3-3
9/13/1986	H*	W, 17-14
9/26/1987	A*	W, 63-6
10/15/1988	H*	W, 48-24
11/11/1989	A*	W, 55-16
10/20/1990	H*	W, 34-22
10/26/1991	A*	W, 43-42
10/31/1992	H*	W, 28-25
10/30/1993	A*	L, 10-17
11/12/1994	H*	L, 13-29
11/11/1995	A*	L, 21-51
11/9/1996	H*	L, 10-20
11/8/1997	A*	W, 20-14
10/24/1998	H*	L, 14-24
10/23/1999	A*	L, 8-62
10/28/2000	H*	L, 6-21
10/27/2001	A*	L, 14-47
10/26/2002	H*	L, 12-21
9/6/2003	A*	L, 20-38
10/9/2004	H*	L, 14-42
10/8/2005	A*	W, 13-10
10/28/2006	H*	L, 14-28
10/20/2007	A*	W, 59-10
10/25/2008	H*	W, 35-21
11/7/2009	A*	W, 24-20
11/6/2010	H*	L, 17-34
11/5/2011	A*	L, 7-14

NEW HAMPSHIRE (6-6)

10/2/1909	H	W, 13-0
11/20/1920	H	W, 32-0
11/19/1921	A	L, 7-13
9/22/1973	A	W, 31-0
9/11/1976	H	L, 3-17
9/10/1977	A	L, 14-27
9/9/1978	H	W, 19-14
9/15/1979	A	L, 17-26
9/11/1982	H	W, 28-0
9/24/1983	A	W, 42-30
11/10/1984	H	L, 13-14
10/1/2011	A	L, 32-39

For legend, see page 132.

ALL-TIME LETTERWINNERS

A A A A A A A A A

Abbate, Bob	1968
Ackermann, Adam	2004
Acquah, Gary	2014
Adams, Bill	1972
Adams, Daniel	2007
Addesa, Mike	1966
Ahern, John	1981
Akande, Gideon	2006
Alberghini, Tom	1943
Alebiose, Ashley	m2012
Allard, John	1979
Allegro, James	1956
Allen, David	1960
Allen, John	1961
Allen, Michael	2007
Allosso, Dakota	2011
Aloisi, John	2000
Alzerini, Al	1930
Ambrose, John	1931
Ambrose, Joseph	1933
Ambrose, Wayne	1969
Anastasi, Paul	1977
Anastasio, Peter	2014
Anderson, Bryan	2006
Anderson, Mike	1985
Andreoli, Jim	1988
Andreoli, John	1982
Andrews, Bobby	1999
Andronica, John	1964
Apfelbaum, Reed	2013
Araujo, Todd	1994
Arcand, Richard	1957
Argillander, Michael	2011
Arment, Francis	x1963
Armstead, Anthony	1962
Ashton, Henry	1993
Auffant, Samuel	2013
Auth, Chris	1992
Avery, Leonard	1935

B B B B B B B B B

Bachini, John	1967
Baiornos, John	1932
Baker, Henry	1931
Balardini, Darren	1997
Baldwin, Patrick	x1901
Baldwin, William	1903
Balestracci, Mark	2006
Ball, Raymond	1948
Barhydt, Dennis	2004
Barnett, Dave	1994
Barraza, Mauricio	1994
Barrett, James	x1910
Barrett, Pete	1964
Barry, Pat	1987
Barry, Tim	1982
Barry, Tom	1940
Barry, William	1898
Bartolomeo, Paul	1938

Barton, Robert	1948
Bartone, Ron	1987
Barzilauskas, Fritz	x1944
Bates, Mark	1980
Batters, Henry	1900
Bavaro, Anthony	1959
Bayode, Oluwaseun	2008
Beardsworth, Kevin	1975
Beaulieu, Henry	1950
Beck, Joel	1999
Becker, Mark	1972
Beert, Mark	x1970
Beigel, Daniel	1963
Belanger, Frank	1995
Bell, Joseph	2014
Bellerose, William	m2012
Bellomo, Matthew	2012
Belluche, Dan	1986
Bennett, Jeff	1990
Benoit, Charles	1961
Berardino, Dick	1959
Bergen, Ed	1932
Berger, Ben	2000
Bergin, Stephen	1932
Bernazzani, Michael	2011
Berquist, Matt	1997
Berresford, Blake	2014
Bessemer, Casey	2013
Bestpitch, Tom	2000
Betz, Jarrod	2007
Bezemes, John	1943
Bialous, Stan	1960
Biasotti, Jack	1962
Bickford, Noah	2001
Biegel, Dan	1963
Billman, Brian	2009
Binder, Charles	1950
Biocca, Peter	1954
Birmingham, Pat	1999
Bishop, Ian	1998
Blair, George	1954
Blake, Michael	2002
Blake, Ray	1967
Bletzer, Curt	1980
Blias, Ray	1934
Blocker, Tyree	1974
Blue, Dominic	1998
Bluth, Daniel	2009
Bocklet, Barry	1961
Bodanza, Chris	1993
Bogdan, John	1940
Bogdanski, John	2004
Boisture, Dave	1982
Boland, Dan	1999
Bolger, Matthew	1973
Bonner, Maury	1991
Boratyn, Joseph	1942
Bordelon, Gary	2004
Botting, Luke	2009

Bourque, Pat	1969
Bove, Pete	1929
Bowes, Jim	1993
Bowman, Jim	1935
Boyd, Matthew	2014
Boyle, Jim	1985
Boyle, Michael	1950
Boyano, Charles	x1971
Brackett, Gary	1970
Bradford, Willie	1990
Bradley, James	1908
Bradley, Peter	1902
Bradley, Rohan	1975
Brady, Matthew	2010
Brawley, E.F.	1916
Brennan, Chris	1915
Brennan, Joseph	1926
Brennan, Leo	1942
Brennan, Philip	1921
Brennan, Wally	1949
Bresnahan, Tom	1956
Brett, Henry	1914
Brewington, Tavares	2000
Britt, Edward	1936
Brock, Jon	2009
Brogan, Paul	1935
Brooks	1906
Brosnan, John	1930
Broussard, Lastie	1921
Brower, Bob	1982
Brown, Daryl	2009
Brown, Joe	1960
Brown, Jon	2002
Browning, Terrence	1996
Brucato, Charles	1938
Bruckner, Matt	2005
Bruso, George	1933
Bryson, Francis	1951
Buchanan, Steve	1974
Buckley, Michael	2003
Buglione, Dana	2008
Buird, Brian	2004
Bullek, Dave	1983
Buller, Steve	2009
Bunnan, J.	1925
Buonopane, Jim	1956
Burke, Francis	1950
Burke, Howard	x1972
Burke, John	1903
Burke, Thomas	1946
Burke, William	1909
Burns, Eddie	1937
Burns, Larry	1974
Buron, Dan	1984
Butler, Alfred	1926
Butler, Cody	2015
Butler, Thomas	1964
Buttus, Alfred	1926
Buzynski, Bernard	1960

Byers, Joe	x1951
Byrd, Evan	2009
Byron, Terry	1961

C C C C C C C C C

Cadrin, Leo	1952
Cahill, Francis	1915
Cahill, John	1903
Cahill, Philip	x1944
Cahill, Robert	1953
Cahill, Ronald	1940
Cahill, William	1907
Cain, Joseph	1917
Callahan, Craig	1991
Callahan, Francis	1908
Callahan, John	1904
Callahan, John	1932
Callahan, Robert	1995
Callahan, William	1898
Callan, Thomas	1935
Camara, Francis	2012
Camey, John	1904
Camey, John	1907
Camey, Patrick	1903
Camocy, John	1914
Campbell, Anthony	2010
Campbell, Bill	1977
Campbell, Charles	1905
Campbell, James	1905
Campbell, James	1898
Campbell, Joseph	1943
Canini, Joseph	1937
Cannon, David	2006
Cannon, Kyle	2012
Cannon, Mark	1977
Capon, Bradley	2005
Capparelli, Charles	1963
Carey, George	1914
Carlin, Leo	1985
Carnicelli, Tom	1930
Carnicelli, Bill	x1933
Carr, John	1938
Carr, John	2004
Carrigan, William	1906
Carrol, John	1963
Carrol, Walter	1929
Carroll, John	1954
Carroll, Michael	m2007
Carstens, Thomas	1955
Carson, Alex	2010
Carton, Charles	1925
Carullo, John	1960
Case, William	1922
Casey, Dick	1955
Casey, Jack	1951
Cashen, John	1914
Catalano, Tony	1983
Cavaliere, James	1932
Cavanach, Jim	1957
Celentano, Lou	1941

ALL-TIME LETTERWINNERS

Cepero, Orlando	1994	Connelly, Chris	1999	Curran, Bob	1974	DiBurro, Jeff	1993
Cerratani, Craig	1979	Connelly, John	1950	Curran, Ed	1936	Dickerson, Jaffe	1972
Cerrigone, Giancarlo	2000	Connely, Paul	1981	Curran, Joe	1936	Dieckelman, Jim	1950
Cervini, August	1928	Conner, John	1903	Cusick, Tom	1961	DiGangi, John	1948
Chagnon, Charles	x1904	Connors, Edward	1920	Cutting, Henry	1963	DiGangi, Paul	x1980
Chambers, Joe	2000	Connors, Pat	1963	D D D D D D D D D		Digris, Bernard	1942
Chandler, Monte	1993	Connolly, Kevin	1977	D'Agata, Anthony	1969	DiLella, Kyle	2009
Chapman, Mike	1999	Connolly, Mickey	1974	Dahlstrom, Jack	1968	DiLullo, Peter	1990
Chase, Lee	2006	Connolly, Patrick	1949	Dahut, Robert	1960	DiMichele, Anthony	2011
Chicko, Frank	1987	Connor, George S.L.	1907	Daley, Timothy	1917	Dinopoulos, Tom	1984
Chieco, Mike	1980	Connor, George L.	1946	Dalrymple, Damian	1999	Diverio, Ralph	1950
Chiungos, Mark	1981	Connors	1898	Daly, George	1910	Dixon, Byron	1988
Chmielinski, Luke	2011	Connors, Frank	1929	Daly, L. Sheldon	1928	Dixon, Troy	1993
Ciaccio, Tom	1992	Connors, Maurice	1929	Daly, William	1920	Dodwell, James	1906
Cialino, Andrew	2010	Conrow, James	2002	Dankert, Peter	1992	Doherty, Brian	1980
Ciampa, Ryan	2003	Conroy, Stephen	1947	Danno, Pat	1966	Doherty, John	x1905
Ciccone, Joe	1997	Constantini, Joe	1965	Darett, W.	1907	Doherty, Mark	1970
Cirillo, Mike	x2006	Conti, Francis	1909	Darrington, Paul	1940	Dolan, Francois	1916
Clancy, Stu	1930	Conway, Robert	x1949	Darrington, Darin	1991	Donahue, Doug	2002
Clapton, Colin	1972	Conway, Walter	1920	Datka, Gordon	1959	Donahue, John	1921
Clark, Bill	1962	Coogan, Owen	1902	Daughters, Robert	x1937	Donnalley, Tom	1951
Clark, Dan	2002	Coogan, Owen	1953	Davis, Brandon	2000	Donahue, B.J.	2000
Clark, Ed	1931	Cook, David	1949	Davis, Chris	1995	Donohue, John	1921
Clark, Fred	1992	Cook, Edward	1917	Davis, Darran	2006	Donovan, Eugene	1915
Clark, Marco	1989	Cook, James	1995	Davis, Paul	1993	Dooley, John A.	1996
Clarkin, Craig	1988	Cooney, Jack	1923	Davitt, James	1913	Dooley, Mike	1986
Claro, Tom	1996	Cooney, Joseph	1995	Davitt, William	1907	Doran, Matt	1999
Clement, Thomas	1971	Cooney, Michael	1954	Day, Dave	1966	Dornfried, Robert	2011
Clifford, Walter	x1933	Cooney, Robert	1955	DeAntoni, Chris	1992	Dorrington, Paul	1941
Clivio, Andy	1983	Cooney, Robert	1972	DeChard, William	1951	Dougherty, Ed	1937
Coakley, William	1933	Corales, Brian	2001	DeChirico, Ron	1987	Dougherty, Joe	1930
Cobb, Jim	1981	Corbett, Gene	1963	Dee, Robert	1955	Dougherty, Vin	1936
Cobey, William	1903	Cordero-Reyes, Hector	2003	Deehan, Mickey	1957	Dovovan, John	1965
Coburn, Ed	1993	Corsac, Frank	x1958	Deem, Thomas	1946	Dovovan, Robert	1933
Coddington, Bill	x1989	Costello, John	1951	Dees, Darrell	1991	Dovovan, Tim	1990
Coffaro, Benjamin	2015	Costello, John	1964	Deffley, James	1950	Dovovan, Walter	1923
Cogan, Arthur	1916	Costello, Tom	1948	DeFillippo, Gene	1949	Dowd, John	1910
Coiller, Gerald	1936	Coughlin, Fran	1965	Defino, Robert	1959	Dowe, Ian	1988
Colarusso, Sandro	1999	Coughlin, Jim	1976	Degenhardt, Chris	1986	Dowling, Ed	1929
Colastano, Rich	1927	Courtney	1907	Degnan, Bernard	1951	Downey, Melvin	1929
Cole, Nicholas	2010	Covington, Mark	x1984	Delaney, Jack	1969	Downing, Tim	1990
Coleman, Edward	1927	Cowley, Bill	1985	Delaney, John	1940	Downs, David	1999
Coleman, Michael	2002	Cravedi, Andrew	1995	Delaney, Joseph	1939	Doxsey, Barrett	1999
Colgan, Patrick	2001	Crawther, Robert	1904	DelBello, Amleto	1947	Doyle, Andrew	x1961
Collar, Ryan	2001	Cregar, William	1925	DeLisle, Gerald	1945	Doyle, Chuck	1986
Colleary, William	1913	Cresta, Dana	1981	Dembowski, Wally	1988	Doyle, Kevin	m2011
Collins, Brian	1986	Crimmins, Mike	1969	deMontagnac, Len	1992	Doyle, Robert	1952
Collins, Charles	1938	Cromwell, Darin	1992	Dempster, Alex	1996	Doyle, Tom	1971
Collins, William	1912	Cronin	1905	Derrell, Craig	1993	Doyle, Vincent	1971
Collins, William	1940	Crosby, Marc	2007	DeSantis, Michael	2007	Draddy, Greg	1993
Collins, William	2008	Crowley, Jack	1926	DeSauliniers, Robert	1970	Drain, Brian	1967
Colucci, Anthony	1932	Crowley, William	1925	Deschenes, Dick	1968	Drais, Ward	1929
Columbo, Peter	1979	Crowther, Robert	x1907	DeSisto, Joe	1979	Drescher, Fritz	1934
Comcowich, William	1926	Cullen, Gene	1976	Desmarais, Ken	1962	Driscoll, John	x1911
Comer, John	1948	Culligan, Mike	1991	DesRoches, Roger	1946	Dube, David	x1915
Conca, Vince	1982	Cullinan, Brian	2002	Detmer, Dave	1984	Dubreuil, Jake	2001
Coney, LaJuan	1998	Cullity, John	1952	Devlin, Mark	x1918	Duckworth, Marcus	1993
Confesor, Ari	2004	Cummings, Gene	x1920	Devlin, Robert	1946	Duff, Patrick	2003
Conley, Chris	2001	Cunnion, Mike	x1967	Dewayne, Mike	1971	Duffy, Joseph	1959
Connelly, Brian	1987	Curley, Robert	1937			Duffy, Ted	1998

ALL-TIME LETTERWINNERS

Dugan, David 2003
 Dugan, John 1965
 Dugan, Luke 2005
 Dugan, Matt 2006
 Duggan, Chris x1980
 Dulligan, James x1919
 Dunay, Joe 1953
 Dunn, James x1913
 Dunn, Kevin 1960
 Dunn, Kevin 2006
 Dunne, Bob 1968
 Dunneback, Tim 2004
 Durand, Richard 1949
 Dutton, Dan 1994
 Dwyer, Dennis 1966
 Dyer, Chuck 1974

EEEEEEEEEE

Earle, Tony 1996
 Earls, Martin 1933
 Eaton, Dick 1958
 Eck, Chris 1986
 Edger, William 2010
 Egan, Walter x1902
 Egiros, Mike 1999
 Egle, Jack 2000
 Eruzione, Vin 1984
 Esposito, John 1960
 Estep, Tom 1988
 Ewald, Larry 1980
 Ewen, Jim 1955
 Exil, Jefferson 2002

FFFFFFFFFF

Faery, Matt 1996
 Falite, Mike 1990
 Falvey, John 1948
 Fanning, Matthew 2007
 Farrell, Charlie 1968
 Farrell, James 1931
 Farrell, Robbie 1897
 Farrell, Robert 1950
 Farrier, Fred 1994
 Fava, Matthew 2015
 Favulli, Mike 1933
 Fellin, Jack 1962
 Feltch, John 1952
 Fenerty, Gill 1986
 Fenner, Chandler 2012
 Fernandez, Julio 1989
 Fernandez, Steve 1979
 Ferrazzi, John 1946
 Ferrel, Matthew 2011
 Ferris, Robert 1946
 Fess, Michael 2014
 Fiatarone, Dana 1999
 Fina, Phil 1963
 Fink, Robert 1964
 Finn, Al 1916
 Finn, Bernard 1930
 Finn, Frank 1914

Finn, Jack 1927
 Finn, John 1898
 Finn, Joseph 1963
 Finn, Leo 1910
 Finneran, John 1937
 Finnerty, Dennis 1968
 Finucane, Michael 2007
 Fittipaldo, Ray 1995
 Fitzgerald, James 1929
 Fitzgerald, John 1931
 Fitzgerald, John 1942
 Fitzpatrick, Andy 1996
 FitzPatrick, David 2005
 Fitzpatrick, George 1920
 Fitzpatrick, Ray 1959
 Fitzsimmons, Bob 1977
 Flacke, Robert 1955
 Flaherty, Harry 1984
 Flanagan, James 1933
 Flanagan, John 1936
 Flanagan, Mike 1994
 Flanagan, Philip 1936
 Flanders, Kenneth 2008
 Flatley, Brian 1966
 Flauto, Rich 1991
 Flauto, Ron 1992
 Fleming, Thomas 2009
 Fletch, John 1952
 Fleury, Eric 2008
 Flynn, William 1921
 Foley, Dan 1991
 Foley, Francis 1904
 Foley, George 1952
 Foley, J. 1925
 Foley, James 1907
 Foley, Mark 1953
 Foley, Thomas 1966
 Folger, Anthony 1994
 Fontana, John 1948
 Foote, John 1996
 Ford, Ernest 1942
 Ford, John 1905
 Fox, John 1947
 Fox, Steve 2004
 Foy, Joe 1991
 Fras, Matt 1991
 Frasca, Peter 1951
 Frawley, Kevin 1973
 Frawley, Michael 2010
 Freitas, John 1960
 French, Alex 2000
 Frenette, Dave 1977
 Friel, Charles 1931
 Fritsch, Joseph 1909
 Fucillo, Christopher 2010
 Fuller, Jerome 1992
 Fumagalli, Doug 1976
 Fusaro, Joe x1962
 Fusco, Vincent 1958

G G G G G G G G G

Gagnon, Harold 1922
 Galeckas, Bernie 1974
 Gallagher, Joe 1994
 Gallagher, Joseph 1932
 Gallagher, Kevin 2013
 Gallagher, Mark 1991
 Gallo, Paul 1952
 Gallogly, Bill 1938
 Galloway, Tim 1984
 Gambke, Kurt m2010
 Gang, David 2009
 Gannon, Ed 1930
 Gannon, P. 1911
 Gannon, Steve 1980
 Garlington, Ernie 1990
 Garrity, Francis 1931
 Gartland, Robert 1918
 Garvey, Francis 1923
 Garvey, Kevin 1985
 Garvin, Jack 1969
 Gass, Terrance 2009
 Gavin, Brian 2005
 Gavin, David 1937
 Gawryszewski, Graham 2011
 Gaziano, Francis 1941
 Geary, Frank 1907
 Geary, James 1903
 Gendron, Eric 2007
 George, Peter 1981
 George, Ron 1988
 Gerasmias, Gus 1940
 Getzinger, Bill 1992
 Gialanella, Ted 2005
 Giardi, Dick x1968
 Giardi, Henry 1940
 Gibson, J. Emerson 1915
 Gibson, Pat 1992
 Gibson, Richard 1944
 Gilardi, Tom 1990
 Gildea, Dennis 1922
 Gilligan 1906
 Gillis, Michael 2003
 Gillman, Nick 2005
 Givens, Fred 1992
 Glacken, Francis 1941
 Gleason, Joseph 1953
 Glennon, William 1926
 Glor, Taylor 2010
 Glowik, Rory 2009
 Godere, George 1946
 Godlewski, Eric 1997
 Goepfrich, William 1949
 Goins, Chris 1987
 Golden, Dennis 1963
 Golden, Dennis 1989
 Golden, Kevin 2009
 Golembeskie, Archie 1923
 Good, Brenton 2009

Gornell, Jamie 1996
 Gorter, John 1967
 Gough, Casey 2007
 Goziano, Frank 1940
 Grabowski, James 2001
 Grady, Jim 1991
 Graham, John 1937
 Graiser, Douglas 2008
 Granato, Frank 1956
 Granger, James 1972
 Grass, Ed 1990
 Gravel, James 1965
 Graziano, Anthony 1958
 Green Obioma 2008
 Green, Steve 2002
 Greene, Thomas 1959
 Grieco, Glenn 1968
 Griffin, Francis 1943
 Griffin, Gerald 1933
 Griffin, Jeffer 1934
 Griffin, Jim 1974
 Griffin, Leslie 1932
 Grigas, John 1943
 Grinna, Brad 2006
 Grise, Dick 1968
 Grogan, Jim 1976
 Grutt, Arthur 2002
 Gruber, Sean 2006
 Guden, Dan 1996
 Guden, Joe 1960
 Guerard, Ray 1957
 Guifoile, Mike 1974
 Guyette, Alex 1961
 Guzewicz, Nick 2002

H H H H H H H H H

Haag, Bill 1973
 Haas, Walter 1950
 Hackney, John 1986
 Haese, Gary x1972
 Haggerty, James 1961
 Hahn, Douglas 1973
 Hiadon, Patrick 2010
 Hailey, Sean 1993
 Haldeman, Jim 1977
 Haley, Tom 1967
 Haley, William 1954
 Hall, Brian 2003
 Hall, Kendy 2002
 Halliday, Wilbur 1949
 Hamel, L. 1907
 Hamilton, Jack 1955
 Hamilton, Richard 1942
 Hamrock, William 1944
 Hamus, Bart 1933
 Hanifan, Joseph 1937
 Hanifin, Robert 1923
 Hanley, Matt 1992
 Hanne, Mike 1979
 Hanrahan, Francis 1900

ALL-TIME LETTERWINNERS

Hanus, Bart1934
 Hargraves, Robert1963
 Harper, Dan1972
 Harper, Gerry1957
 Harrington, David1994
 Harrington, Joe.1954
 Harrington, Kevin1980
 Harris, Antonio.1998
 Harris, David1996
 Harrison, Robert.1948
 Harrison, Thomas.2008
 Hart, Joe1972
 Hart, Tony1972
 Harvey, Charles1935
 Haskins, Tom1984
 Hassell, Glenn1975
 Hassett1903
 Hauser, Joshua2013
 Hawkes, Tim1969
 Hayes, Edward1959
 Hayes, William.1900
 Hazel, Bill1938
 Hazelton, Joe1997
 Healey, Edx1918
 Healey, Henry1926
 Healy, James1959
 Healy, Jim1985
 Healy, William1923
 Hebron, Al1994
 Heffernan, Lee1978
 Heffernan, Mike1953
 Heffernan, Tom1984
 Hegerty1913
 Heilmann, Tom.1984
 Henehan, Tom1960
 Hennessey, Martin1899
 Hennessey, Tom1963
 Henry, William.1972
 Herlihy, Daniel.1935
 Herlihy, Francis2007
 Herman, David.2013
 Herrick1898
 Hertz, Andy1991
 Hession, Mike1994
 Hethernan, John1907
 Hettinger, Louis1955
 Hickey, Steve1973
 Hickson1897
 Higgins, Pat1965
 Higgins, Sean1970
 Higgins, William1920
 Hiller, John.x1990
 Hilson, Chris2001
 Himmelburg, Ted1931
 Hinckle, Charles.1967
 Hiorns, Steve1980
 Histen, William1940
 Hitchmoth, Bill1993
 Hixon1898

Hobin, James1936
 Hock, Dave.1986
 Hodges, Jack1966
 Hodson, Robert1946
 Hoffiman, Bryan1997
 Hogan, Joseph2007
 Hogben, Fred1901
 Hohl, Dale1957
 Hohl, Kenneth1959
 Holborn, Dave1964
 Holloran, Jim1964
 Holloway, Michael2009
 Holt, Miles1990
 Hooley, Ron1993
 Hoover, Tom.2004
 Hopkins, Brian1998
 Horgan, John1934
 Horl, Larry1984
 Horstmann, Matt1993
 Houghton, Edward2013
 Hourican, Gene1956
 Hourihan, Charles1979
 Hourihan, Mark1979
 Howell, Daryl.2014
 Howlett, Jay1980
 Hughes, Tom2004
 Hull, Lee1988
 Hunt, Garrett2006
 Hunt, Steve.1978
 Hurley, John1955
 Hurley, Joseph1946
 Hurley, Robert1979
 Husby, Colby2012
 Hussey, Edward1899
 Huston, Spencer1983

I I I I I I I I I I I I I I I I

Iacoi, Lawrence1970
 Infante, Gabe1995
 Ireland, Bob1981
 Issitt, Brian1999
 Iverson, Craig.2005

J J J J J J J J J J J J J J J J

Jachowicz, Robert1951
 Jackson, Matthew2010
 Jackson, Wayne1985
 Jameson, Andrew2012
 Janiak, Walter.1936
 Jank, Mike1978
 Jansa, Josephx1934
 Jarvis, Charles1935
 Jednak, Mike1988
 Jenkins, Eddie1972
 Jenkins, James2002
 Jenkins, Joshua.2011
 Joern, Bill.1962
 Johnson, Alex2011
 Johnson, Don1983
 Johnson, Justin2010

Johnson, Phil1980
 Johnson, Stephen1973
 Jolie, Don1954
 Jones, Aaron.2010
 Jones, Chris2004
 Jones, David.1988
 Jones, George.1911
 Jordan, Mikex1971
 Joy, William1912
 Jurgielewicz, Ed.1950
 Jutras, Steve1970

K K K K K K K K K K

Kaczmarek, John1986
 Kaminski, Mike1968
 Kane, Doug1971
 Kania, Scott1991
 Karim, Sainx2007
 Karpawich, Tony1928
 Karpawich, Pete.1936
 Kasouf, David2003
 Katarincic, Jay1987
 Kauffman, Kevin1991
 Kavanaugh, Brian.1967
 Kavanaugh, Mike1997
 Kay, Matt2001
 Keating, John1922
 Keefer, Quinn2007
 Keegan, Sean1989
 Keith, Grant1977
 Kellar, John1941
 Kelleher, Joe.1976
 Kelleher, Tom.1950
 Kelleher, Tom.1988
 Kelley, Augustusx1902
 Kelley, Brian1983
 Kelley, Jerry1976
 Kelley, Richard.1946
 Kelley, Thomas1935
 Kelley.1899
 Kelliher, Mark2008
 Kelly.1897
 Kelly, Donald1933
 Kelly, George1950
 Kelly, Jim1988
 Kelly, John1922
 Kelly, John1940
 Kelly, John1948
 Kelly, Kevin2007
 Kelly, Michael1916
 Kelly, Patrick1905
 Kelly, Rick1981
 Kelly, Thomas1931
 Kelly, Tom1967
 Kelly, William1929
 Kennedy, Arthur.1948
 Kennedy, Daniel.1912
 Kennedy, Walter.1906
 Kenney, Chris1987
 Kenney, John1900

Kenney, Thomas.1905
 Kenney, Thomas.1946
 Kenny, Pat1994
 Kent, Steve.1989
 Kern, John1958
 Kernan, Terry1960
 Keville, William.1950
 Kidd, Fred1942
 Kidd, Rexford1937
 Kielt, Michael2009
 Kiley, Tom1966
 Kimball, Zach2001
 Kimener, Pete.1967
 King, George1904
 King, Leo1901
 King, Will.x2008
 Kirk, Mark1994
 Kirmser, Earl1966
 Kissell, Vito1949
 Kitteredge, Paul1927
 Kittredge, Francis.1970
 Kives, Matthew1999
 Klarmon, Walter.1932
 Klasoskus, Albin1948
 Klauke, Paul1976
 Kleniewski, Francis1943
 Klofas, John1977
 Knight, Charles1908
 Knight, Leroy.2005
 Knight, Web1969
 Knighton, Jeffrey2014
 Kobylinski, Chris2001
 Kobza, Lou.1976
 Koch, Cavanaugh2012
 Kochansky, Richard1965
 Kolanda, Kevin.1974
 Kollar, Ben2004
 Komodzinski, Ken1960
 Konieczny, Tony.1973
 Kordis, Chris1974
 Kosciuk, Marc1991
 Kosich, Joseph2010
 Koslowski, Stan1948
 Koster, Robert2011
 Kovath, Chris1992
 Kozerski, Bruce1984
 Kraft, Francis1913
 Kranoff, Frank1947
 Krasnick, John1988
 Kreimer, Tim1989
 Kretowicz, Adam1942
 Krol, Tomx1997
 Krusenowski, Kevin1997
 Krzyzek, Dick1968
 Kucharski, Ted1930
 Kurcz, Bob1969
 Kutschke, Ed1986
 Kutschke, Frank.1987
 Kuziora, Leonard1937

ALL-TIME LETTERWINNERS

LLLLLLLLLLLL

Laboranti, Jeff	1998
LaCamera, Peter	1993
LaFontaine, Val	1956
Lagnan, Joseph	1921
LaGrenade, Justin	2006
Lague, Larry	1964
Laliberte, Bob	1990
Lamb, Gerry	1973
Lamb, Tom	1971
Lambert, Robert	1948
Lamkin, Sean	2010
Landers, Jack	1976
Landirgan, James	x1945
Lane, Matt	2006
Lane, Rick	1988
Langelier, Nathan	2009
Larkin, Timothy	1905
Larose, Troy	2001
Larsen, Nick	2004
LaTanzi, Arigo	1939
Laugeni, Greg	1986
Lavalette, Jack	1991
Lavery, Earl	1954
Lavey, John	1954
Lawlor, James	1911
Lawlor, John	1911
Lawlor, Michael	1902
Lawson, Bob	1968
Lawson, Robert	1944
Leatherman, Jachin	2010
Lebling, Tom	1917
Lee, Barney	1916
Lee, Jim	1968
Lehman, Mike	1973
Leidich, Greg	1993
LeMay, Joe	1981
LeMay, Louis	1950
Lemieux, Donald	2011
Lemire, Henry	1954
Lemire, Matt	2007
Lemmer, Clayton	2002
Lentz, Jack	1967
Lenzini, Joel	1902
Leo, Sam	1995
Leonard, Jack	1970
Lewandowsky, Vic	1970
Lewis, Michael	x1990
Lewis, Steve	1977
Lewis, Tim	1975
Liggins, Quentin	2010
Lilly, Ed	1962
Lilly, Joe	1966
Liljedahl, James	2001
Lilore, Ralph	1968
Linehan, George	1900
Linnane, Joseph	1898
Linnehan	1897
Lingua, Peter	1936

Lobb, Edward	2005
Lockbaum, Gordon	1988
Lockey, David	2000
Lodde, Scott	1972
Lombardo, Joe	2005
Lonergan, James	1926
Long, Richard	1957
Longo, Peter	1984
Loubier, Jesse	2006
Lowery, Lawrence	1928
Lucas, Chris	1987
Lucey, Dan	1977
Luciano, Ecio	1937
Lucido, Joe	1960
Luker, Adam	2005
Lyle, Dave	x1976
Lynch, Brian	m2007
Lynch, Carlin	1956
Lynch, Charles	1970
Lynch, Edward	1906
Lynch, J.	1926
Lynch, James	1972
Lynch, John	1927
Lynch, John	1932
Lynch, Michael	1972
Lynch, Raymond	1918
Lynch, Thomas	1941
Lyons, Paul	1981

MMMMMMMM

MacDonald, John	1904
MacDonald, Nicholas	2010
MacDougald, James	1951
MacDougall, Scott	2005
Macomber, John	2014
Macys, Broni	1944
Madarano, Gene	1960
Madden, Bill	1958
Maglio, Angelo	1948
Maguire, Mike	1966
Mahaney, Hilary	1925
Mahaney, John	1929
Maher, Jack	1985
Maher, Justin	2008
Maher, Ryan	2008
Maher	1896
Mahon, James	1970
Mahoney	1906
Mahoney, Bob	1968
Mahoney, Charles	1911
Mahoney, Dan	x1912
Mahoney, Steve	x1912
Mahue, Ron	1964
Maiberger, Donald	1963
Malinowski, Bruno	1941
Maliska, Jack	2013
Malone, John	1966
Malone, Kevin	1962
Malone, Terry	1983
Malone, Tony	1959

Maloney, Chip	1966
Maloney, Francis	1919
Maloney, Fred	1907
Maloney, Mark	2005
Maloy, Charles	1953
Maney, Pat	1964
Maney, Paul	1937
Manfreda, Tony	1930
Manganiello, Carmen	1951
Manna, Vin	1956
Mannix, Thomas	2013
Manoli, Peter	1939
Mantel	1933
MarcAurele, Joe	1973
Marcellino, James	1965
Marcellino, William	1965
Marcucio, Brian	1984
Mariano, Randy	1992
Marina, Glenn	1985
Marks, James	x1930
Marr, Steve	1976
Martin, Adam	2004
Martin, Andy	1988
Martin, Craig	2012
Martin, Matt	1984
Martin, Peter	2002
Maruca, Chris	1990
Massa, Gordon	1957
Massa, Mark	1977
Massey, Paul	1937
Massucco, Mel	1952
Masterson, Robert	1953
Matasavage, Frank	1977
Matasavage, Paul	1981
Matheny, Donald	x2010
Matrango, Frank	1952
Mattana, Ron	1963
Mattiace, Frank	1983
Maurano, Peter	1943
Mauthe, Brian	2011
Mautner, Robert	1938
McAfee, Joe	1947
McCabe	1902
McCabe, Clinton	2012
McCabe, Dennis	1899
McCabe, Jerry	1987
McCabe, Michael	2011
McCabe, Scott	1994
McCabe, Thomas	1915
McCall, Charles	2012
McCann, John	1935
McCann, Thomas	1952
McCarthy, Ed	1952
McCarthy, Gene	1903
McCarthy, John J.	1998
McCarthy, John G.	2000
McCarthy, Pat Sr.	1963
McCarthy, Pat Jr.	1986
McCarthy, William	2007
McCarvill, Jim	1965

McClinchie, Mark	1996
McClowery, Jim	1973
McCooley, Bob	1952
McCool, John	1931
McCoy, Robert	x1929
McCroohan, John	1907
McCue	1898
McCulloch, James	1920
McCusker	1898
McDaniel, Therman	1994
McDermott, Brett	2009
McDermott, Dan	1898
McDermott, John	1950
McDonald, Fred	1969
McDonald, Tom	1993
McDonnell, Mike	1978
McDonnell, Tim	2005
McDonough	1906
McDonough, Matt	1900
McElaney, Mike	2002
McGarry, Malachy	1941
McGilvery, Ed	1971
McGinn, Ryan	2012
McGonagle, Mike	1974
McGonigle, Steve	1987
McGovern, Bill	1985
McGovern, Jack	1980
McGovern, Rob	1989
McGrath, John	1914
McGrath, Richard	1923
McGuire	1933
McGuire, Ryan	2008
McHugh, Peter	x1900
McIntyre, Al	1952
McKone, William	1943
McLaughlin, James	2011
McLaughlin, Joe	1990
McLean, Bob	1976
McMahon, Harry	1926
McMahon, Joseph	1924
McManaway, Ryan	2007
McManus, Charles	1905
McManus, Paul	m1959
McMillan, Herbert	2007
McMurtry, Sandy	1985
McNally, John	1982
McNamara, Ed	1943
McNulty, Dan	1979
McOsker, Thomas	1979
McQuade	1897
McQuaide, John	1900
McSharry, Brian	2008
McTique, John	1900
Meador, Jeff	1994
Meagher, Fran	1973
Meduski, Richard	1967
Mee, John	1965
Meegan, Joseph	1932
Meehan, Michael	1933
Meehan, Pete	1966

ALL-TIME LETTERWINNERS

Melink, Tony1985
 Meloney, John1940
 Melton, Chinua2003
 Mendonza, Emanuel2014
 Menke, Chuck1975
 Mercer, Walter1902
 Mercurio, Nicholas2013
 Metcalf, Greg1977
 Metivier, Wilfred1915
 Meyer, Davidx2002
 Michaud, Matt1981
 Michel, Bill1985
 Miglin, Walter1940
 Mihalik, Herb1978
 Mikelonis, Anthony2005
 Mikelski, Mikex1929
 Mikutovicz, Joe1952
 Milanette, Rob1994
 Miller, Jim1988
 Miller, Joseph1928
 Miller, Mike2002
 Millett, Chester1953
 Millett, Craig1986
 Millett, John1984
 Milliher, J.J.1916
 Mills, Bill1944
 Milton, Traex2001
 Mistretta, Gerald2013
 Mirante, Art1965
 Mitchell, Dave1988
 Mitchell, David2005
 Mitchell, John1920
 Mizzoni, Andrew
 Mohammed, Ken1995
 Monaco, Ray1941
 Monahan, Dan1999
 Monahan, Francis1900
 Monahan, J.M.1899
 Moncevicz, Bill1970
 Moncewicz, Hipolit1937
 Monohan, James1912
 Monty, Mark1972
 Moody, Scott1994
 Mooney, Terry1966
 Moore, Joseph1959
 Moran, Gene1948
 Moran, James1935
 Moran, Tim2000
 Morandos, Tony1935
 Morasky, Ted1946
 Morgan, Marcus2011
 Morgan, Matt1992
 Morgan, Mike1988
 Morosky, Ryan2007
 Morris, Bill1967
 Morris, Bradley2005
 Morris, Garrett1993
 Morris, Jon1964
 Morris, Nicholas1936
 Morrison1899

Morrissey, Ed1915
 Morrissey, Joe1976
 Morse, Josh2000
 Morton, Bob1978
 Mowatt, Mark1971
 Moynihan, Jackie1961
 Mulchay, Kevin1942
 Muldoon, Peter1985
 Mullaney, Brian1995
 Mullen, Chuck1978
 Mullen, Walter1915
 Mulligan, Dick1985
 Mulligan, Mark1961
 Mulvey, John1934
 Murnane, Mike1980
 Murphy1919
 Murphy, Basil1916
 Murphy, Danielx1906
 Murphy, Dave1982
 Murphy, David1990
 Murphy, Ed1970
 Murphy, Edmund1943
 Murphy, James1950
 Murphy, John1901
 Murphy, John1904
 Murphy, John1931
 Murphy, John1953
 Murphy, John W.1929
 Murphy, Joseph1936
 Murphy, Joseph1957
 Murphy, Kevin1985
 Murphy, Richard1952
 Murphy, Richard1955
 Murphy, Richard1962
 Murphy, Robert1964
 Murphy, Steve1944
 Murphy, Thomas1954
 Murphy, William1898
 Murray, F. M.1944
 Murray, Martin1933
 Murray, Matthew1932
 Mushaweh, Kyle2009
 Myers, John1998
 Myrick, John2010

N N N N N N N N N

Naedele, Robert2000
 Nahigian, Alex1942
 Nangle, Crocky1980
 Nasser, Matt1992
 Natowich, Andy1943
 Naughton, Harry1906
 Nawn, Jim1987
 Nawrocki, Andy2005
 Nawrocki, Brian2000
 Nealon, Francis1957
 Nealon, Jack1982
 Neary, Bob1969
 Neary, Joe1974
 Neilson, Dave1985

Neitzel, J.T.2004
 Nelson, James1996
 Nelthorpe, Kyle2007
 Nelthorpe, Nick2005
 Nesbit, Wayne2010
 Nester, Joseph1945
 Ney, Ed1954
 Nichol, Chris1995
 Nicholson, Art1946
 Nield, Tim1985
 Nielsen, Chris2007
 Nielsen, Paul2010
 Nieman, A.J.1989
 Niland, William1922
 Nims, Joshua2010
 Nissi, Thomas1965
 Noble, Bob1966
 Nolan, Daniel2008
 Nolan, Phil1948
 Nolan, Richard1950
 Noonan, Edward1946
 Noonan, James1901
 Noone, Williamx1905
 Noriscat, Luciem2007
 Norton, Patrick1927
 Nosek, Stan1937
 Nugent, Katiem2010
 Nugent, Tyler2006

O O O O O O O O O

O'Boyle, Jamesx1906
 O'Brien, Bob1935
 O'Brien, Dan1977
 O'Brien, James1914
 O'Brien, Joe1953
 O'Brien, Johnm1918
 O'Brien, Kevin1997
 O'Brien, Pat1985
 O'Brien, Richard1960
 O'Brien, William1960
 O'Byrne, Rod1958
 O'Connell, Ed1931
 O'Connell, Patrick2013
 O'Connell, Phil1932
 O'Connell, Robert1928
 O'Conner, George1907
 O'Connor, James1958
 O'Connor, John1917
 O'Connor, John1935
 O'Connor, Joe1930
 O'Connor, Tom1935
 O'Connor, Tomx1904
 O'Connor1924
 O'Conor, Dan1990
 Oden, Eric1983
 O'Donnell, Cleo1907
 O'Donnell, Doug1983
 O'Donnell, Ed1904
 O'Donnell, John1937
 O'Donnell, Matt1995

O'Donnell, Warrenx1956
 O'Donoghue, Scott2014
 O'Donovan, Al1966
 O'Gara, Jim1988
 O'Hara, Tim2005
 Ohimor, Mudiaga2011
 O'Keefe, Richard1948
 Oldiges, Eric2012
 O'Leary, Gerald1955
 Oliver, Dale2000
 Oliveri, Jerome1951
 Olson, George1973
 Olson, Mason2009
 O'Melia, Edward1938
 O'Neil, Daniel1905
 O'Neil, John1925
 O'Neil, John2006
 O'Neil, Mikem1968
 O'Neil, Phil1969
 O'Neill, Henry1899
 Oquendo, Chris2000
 O'Reilly, J.J.1899
 O'Reilly1900
 O'Reilly, Patrick1899
 O'Reily, Bob1940
 Orellano, Roberto1973
 O'Rourke, Dan1969
 O'Rourke, James1904
 O'Rourke, Stephan1908
 Orr, Dave1982
 Orth, Robert1974
 O'Shei, Ross1986
 Osier, Kenneth1972
 Osmanski, Joe1941
 Osmanski, Bill1939
 Ostergren, Fred1914
 O'Sullivan, John1970
 O'Sullivan, William1901
 Otis, Richard2012
 O'Toole, George1898
 O'Toole, John1906
 O'Toole, Joseph1906
 Ouellette, Henry1939

P P P P P P P P P

Pacunas, Charle1960
 Page, Corbin2012
 Pallotti, Francis1908
 Palmer, Anthony1950
 Palmer, Mikex1976
 Paluska, Tom1992
 Pannella, Louisx1961
 Panneton, John1989
 Paraskis, Charles1939
 Parisi, Anthony1954
 Parker, Fran1948
 Partain, Matthew2009
 Partridge, Henry1964
 Pascale, Matt2001
 Patelis, Thanos1985

ALL-TIME LETTERWINNERS

Patton, Tom	1986
Pearson, Bill	1982
Peattie, Joseph	1959
Pecora, Anthony	2000
Pedlow, Rob	1990
Pedretty, Kyle	2013
Pedro, Randy	1989
Pelletier, Rich	1973
Pelletier, Roger	1968
Pendergast, Jim	1979
Penny, Bob	1969
Perini, David	1959
Perkins, Demetrick	2008
Persechino, Scott	1984
Petrella, Al	1944
Petrosino, Robert	2010
Petroski, William	1950
Petry, David	x1909
Pfoertner, Al	1958
Phelan, Richard	1929
Phelps, Jack	1989
Picarski, Paul	1975
Pickett, John	1913
Piepul, Robert	1970
Pietrick, Doug	1983
Pignio, Anthony	1995
Pinard, J.M.	2007
Pizzotti, Mike	1977
Player, Russell	1993
PolICASTRO, Joseph	1964
Polichino, Samuel	1971
Ponsetto, Jim	1985
Poole, Christopher	2009
Porter, Rob	1984
Poscavage	1925
Potenza, Joseph	1943
Potolicchio, Blake	2007
Povah, John	1919
Powell, John	1993
Powers, Brian	x1971
Powers, Joseph	x1901
Pragalz, Bill	2004
Prestegaard, Rich	1991
Prior, Larry	1976
Promuto, Vin	1960
Provost, John	1975
Puloka, David	2001
Pyne, George	1931

Q Q Q Q Q Q Q Q Q Q	
Quay, Patrick	2001
Quehl, Dave	1976
Quigley, Edward	1920
Quinlan, Gary	1984
Quinlan, Peter	1984
Quinn, Francis	1915
Quinn, James	x1904
Quinn, John	1943
Quinn, Mike	1968

R R R R R R R R R R	
Raber, Brad	2000
Rafferty, Ward	m1965
Rainone, Bob	1957
Rains, Jay	1978
Randolph, Dominic	2009
Raquet, Steve	1984
Ratto, Charles	1957
Ray, Michael	1926
Raymondi, Dan	1969
Reader, Jack	1950
Ready, Edward	1970
Reardon, John	1940
Reardon, Ted	2002
Redding, Mike	1983
Reed, John	1904
Reed, Pat	1994
Rega, Mike	1982
Regan, Brian	1996
Regan, Charles	1903
Regan, Kevin	2011
Reid	1903
Reid, Edward	1926
Reilly, Dan	1982
Reilly, James	1949
Reily, Thomas	1896
Reiss, Charles	1934
Reks, Elmars	x1982
Relihan, Justin	1997
Renz, Hilary	1939
Repshis, Joe	1999
Reynolds, James	m2009
Rhodes, James	1961
Riccardi, Andrew	1935
Rice, Frederick	1902
Richards, Wayne	x1975
Richer, Ray	1933
Riepe, David	1996
Riley, Joe	1992
Riley, Ralph	1990
Riley, William	1905
Rimkus, Victor	1953
Ringle, Jack	1958
Riopel, Albert	1924
Riopel, Dan	1933
Rittershaus, Bill	1937
Robbins, Nate	2001
Roberson, Toussiant	1995
Roberts, Garrett	2006
Roberts, Thomas	1957
Roberts, Walter	1948
Rocchio, Tony	1980
Roche, Henry	1909
Roche, John	1908
Rock, Tom	1974
Rodriguez, Marcus	2010
Roehr, Harry	1907
Rogers, Kenneth	2003
Rogers, Sedrick	1998

Rolfert, Ryan	1903
Roman, Mark	1992
Romer, Bill	1986
Roncarati, Bob	1981
Rosmarino, Robert	x1956
Rovinski, Tony	1933
Rudderhaus	1907
Ruddy, Hugh	1902
Rudy, Scott	1987
Ruffin, Joshua	2005
Ruoti, Anthony	2011
Ryan, Bill	1936
Ryan, Blondy	1930
Ryan, Clarence	x1929
Ryan, James	1933
Ryan, John	1937
Ryan, Joseph	1901
Ryan, Mike	1999
Ryan, Patrick	1953
Ryan, T.	1924
Ryan, Timothy	1922
S S S S S S S S S S	
Saba, Francis	1942
Sadowski, Adam	2008
Saghy, Mike	1989
Sampson, Eric	1994
Sanchez, Rob	1997
SanDoval, Roman	2013
Santana, Freddie	2011
Santaniello, Tony	1958
Santen, Vernon	1932
Sarno, Carl	1938
Sartorelli, William	1943
Saunders, Joe	2000
Savage, Mike	1988
Sawyer, Jack	1996
Scanlan, Mike	1955
Scanlon, Thomas	1906
Schaad, Josh	1991
Schara, Marty	1962
Scheid, Aloysius	1910
Scherm, Gerard	1942
Schiano, P.J.	2001
Schiller, Eugene	1954
Schlageter, Tom	1972
Schmerge, Peter	x1967
Schneider, Alexander	2012
Schoepfer, Andrew	2007
Scholten, Eric	1998
Schroder, John	1983
Schultz, Karl	1992
Schuster, Steve	2000
Schwarb, Roger	2003
Scondras, James	1943
Scopetski, Paul	1969
Scott, Irvin	2014
Scott, J.T.	1995
Scott, Jim	m1980
Sczylvian, Steve	1976

Seeger, Dave	2004
Segreti, Joe	1991
Senat, Tatiana	m2012
Sessoms, George	2014
Sewell, Robert	1998
Sexton, William	1965
Seyda, John	1953
Shanahan, Henry	1930
Shannahan, Ed	1898
Shapley, Jay	1954
Sharp, Keith	1998
Shaw, Ty	2009
Shaw, Vernell	2002
Shay, John	1908
Shea, Chris	1966
Shea, George	m1969
Sheehan, Dave	1954
Sheridan, Mark	1974
Sheridan, Walter	1950
Sherwood, Andrew	2009
Shields, Bill	1937
Shields, John	1900
Shimshock, Dave	1985
Shine	1899
Shumilla, Rick	1990
Siaki, Sammy	2002
Sichol, Adam	1931
Sicuranza, Bernard	1946
Sielawa, Leon	1979
Sienkiewicz, Tony	1935
Sierra, Shawn	1993
Silinski, Rob	1985
Silva, Steve	2005
Silver, Logan	2015
Silvio, Bill	2002
Simendinger, Ken	1924
Simons, Andrew	2003
Simpson, Courtney	x1946
Simpson, Grey	1998
Sinkhorn, Luke	2001
Skelly, Thomas	1904
Skinner, Richard	1961
Sleeper, Josh	2002
Sliney, Ronald	1948
Smiley, Mark	1987
Smith	1896
Smith	1924
Smith, Christopher	2009
Smith, Greg	1967
Smith, James	1909
Smith, Jeff	1982
Smith, John	1911
Smith, Jonathan	2014
Smith, Kyle	2011
Smith, Leroy	1977
Smith, Mike	1979
Smith, Patrick	1995
Smith, Thomas	1946
Smith, Tom	1989
Smithers, William	1957

ALL-TIME LETTERWINNERS

Snyder, Albert1963
 Sobleski, Connie1933
 Sobleski, Constantine.....1933
 Sockalexis, Louisx1897
 Soivilien, Nick2002
 Solomon, Neil1980
 Souder, Calvin2002
 Southard, Steve1987
 Spagnolo, Steve2001
 Spinelli, Gene.....1948
 Splaine, Shannon1995
 Spring, Jim1903
 Stachowski, Bill1972
 Stagnone, Joseph1959
 Stahl, Rick1992
 Stankard, Thomas1904
 Stanley, Nathaniel2014
 Stapp, Brion1998
 Starzynski, Tony.....1952
 Staszewski, Jim1972
 Staunton, Liam.....2002
 Stecchi, David1959
 Stephans, John1956
 Stephenson, Charles.....1946
 Stetter, William1950
 Stewart, Erreick2003
 Stewart, Ryan2009
 Stoy, Mark1989
 Stration, Stefan.....1991
 Stratton, Peter.....1970
 Streeter, David1997
 Stringer, Mike1964
 Strojny, Tedx1949
 Stromski, Edward.....1955
 Strumski, Walter.....1956
 Struzziero, Ralph1966
 Subotich, Rob.....1997
 Sullivan, Brendan.....1986
 Sullivan, Chris1990
 Sullivan, James.....1900
 Sullivan, Jim1935
 Sullivan, John1907
 Sullivan, John1912
 Sullivan, John.....1952
 Sullivan, K.C.....2000
 Sullivan, Mark1937
 Sullivan, Patrick.....2005
 Sullivan, Pete1975
 Sullivan, Ray1949
 Sullivan, Robert1948
 Sullivan, Rory2011
 Sullivan, Ross.....2002
 Sullivan, Thomas1942
 Sullivan, William1945
 Sullivan, William1899
 Summers, Chris1994
 Surette, Richard1958
 Sweeney, Dick1952
 Sweeney, Edward.....1910
 Sweeney, Jack1943

Sweeney, Mike1997
 Sweeney, Patrick1930
 Sweet, Kimberlym2009
 Swiacki, Bill1943
 Seigert, Clay2012
 Szelagowski, Kevin1999

T T T T T T T T T T

Taggart, Ryan.....2012
 Tara, Charles1965
 Taracevicz, Bernard1956
 Tassinari, Ugo1938
 Teague, Francis1939
 Tearson, Paul2011
 Tebben, John1970
 Tenekedes, Nick.....2005
 Terry, Dick1966
 Thiel, Tomx1992
 Thomas, James.....2012
 Thompson, Antonio2000
 Thompson, Matty1950
 Thompson, David.....2002
 Thompson, Travis2002
 Thornton, Rick.....1974
 Thornton, Wayne1982
 Tierney, Brandt.....2010
 Tierney, Ed1932
 Tierney, Matthew1930
 Tighe, Mike1991
 Timilty, Greg1997
 Timperio, John.....1962
 Titus, George1944
 Titus, Si1940
 Tobin, Charles1907
 Tobin, James1912
 Toland, Paul1958
 Tolzien, Mark2012
 Toohig, William1900
 Tortorella, Robert.....1958
 Toth, Mikex1975
 Totten, Brad1984
 Toulouse, Kyle2013
 Townsend, Perry.....2011
 Travis, James1917
 Trietley, Gerry1989
 Triggs, Daniel.....1909
 Trimbach, John.....1977
 Trivers, Randy1995
 Traupman, Frank2001
 Trodden, Kyle2005
 Troy, Leo1949
 Tubman, Robert1961
 Tucker, Michael.....2014
 Turco, John.....1952
 Turenne, Rob1993
 Turkovich, Bob2006
 Turner, James1940
 Turner, Robert1945
 Turrin, Armand.....1958
 Tutino, Josephm2012

Twitchell, Tomx1919
 Tyburczy, Phil1997
 Tyksuiski, Ed1941
 Tyne, Barry1963
 Tyrrell, Chad1994

U U U U U U U U U U

Uliano, Joe2002
 Unger, Robert.....2003

V V V V V V V V V V

Vaas, Peter1974
 Vachon, Louisx1929
 Vaughn, Chad.....1997
 Veague, Robert.....x1973
 Vella, Chris2004
 Verdugo, Adam2006
 Verrette, Glenn.....1980
 Versocki, Tom1966
 Vesprani, John1987
 Vetrano, Pat1964
 Vincent, Corey1992
 Vinton, Chris1996
 Visalli, Dan2001
 Visconti, Frank.....1994
 Vita, Frank1959
 Vogel, Thomas1914
 Vogel, Henry1980
 Vogt, James1954
 Volk, Walter1915
 Vollman, Mark1977
 VonAlmen, Erich1997
 Von Ohlen, Jack1973
 Vronis, John1968

W W W W W W W W W W

Wachter, Erik2013
 Wadsworth, Terry.....m1960
 Walewski, Walter1940
 Walker, David.....x1996
 Walker, John.....1971
 Wallace, Richard1950
 Wallington, Arthur1922
 Wallis, Jamesx1928
 Walmsley, Tom.....1970
 Walsh, Arthur1897
 Walsh, Edward.....1919
 Walsh, Edward1953
 Walsh, Mike1993
 Walwyn, Bryan.....2009
 Walz, J.R.....1999
 Ward, Mark1986
 Ward, Richard1923
 Warren, Fran1984
 Warth, Matt1993
 Washington, Viv1990
 Waterhouse, Schuyler2013
 Waters, Terry1981
 Watson, Kevin2012
 Weaver, Lawrence1985
 Weaver, Ray1967
 Webb, Keith1991

Weber, Brandon1997
 Weiss, Stanley1930
 Westfield, John1963
 Whalen, Jack1962
 Whalen, Jim1974
 Whalen, Joseph1912
 Wheaton, John1964
 Wheeler, Gerry.....1962
 Whelan, Jack1948
 Whelan, Jack1938
 White, Joseph.....x1904
 White, Michael.....2014
 Whited, Sean2012
 Wikander, Scottx1994
 Wiley, Howard1937
 Wiley, Jeff1989
 Wilkerson, Mike.....1999
 Williams, Bryon.....1999
 Williams, Ralph1969
 Williams, Robert1965
 Willis, Reggie.....1994
 Wilson, Joe.....1973
 Wise, Ray1940
 Wise, Scott.....2011
 Wise, William.....1927
 Wizbicki, Alex1947
 Wolewski, Walter1938
 Woods, Aaron.....2001
 Woods, Reginald2014
 Wosilewski, Chester.....1942
 Wright, Bill1978
 Wright, Michael A.2010
 Wright, Michael F.....2012
 Wynn, Kevin1995

Y Y Y Y Y Y Y Y Y Y

Yoblonski, Joe1936
 Yoblonski, Chuck.....1941
 Young, George1923
 Young, Bill.....1987

Z Z Z Z Z Z Z Z Z Z

Zaniol, Bruce2000
 Zapatka, Mark1987
 Zelinski, Don1985
 Zeno, Joseph1942
 Zeoli, Tyler.....2014
 Zimmerman, Gerard.....1918
 Zimirowski, Mike.....1997
 Zinkiewicz, Mike1952
 Zitnik, Andrew2014
 Zolkos, Norman1953
 Zuario, Vincent1948
 Zufall, John1993
 Zyntell, Ignatius.....1931
 Zyntell, James1933
 Zywiem, Mike.....1975

Players are listed by graduation year. An 'x' designation indicates the year the player would have graduated. An 'm' designates managers.

ALL-TIME RESULTS

1896 (2-2-2)

Coach: A.C.N. Peterson

Capt: John J. Finn

10/17	Worcester Tech	H1	L, 0-10
10/25	Boston University	H2	T, 0-0
11/1	Newton A.C.	H2	T, 0-0
11/7	Boston College	H2	L, 2-6
11/14	Boston College	A	W, 6-4
11/27	Worcester Academy	H2	W, 14-0

1897 (4-3-1)

Coach: A.C.N. Peterson

Capt: E.F. Shanahan

9/25	Massachusetts	A	W, 4-0
10/2	Gardner A.C.	A	L, 0-6
10/9	Amherst	A	T, 6-6
10/16	Worcester Academy	H2	W, 18-0
10/23	Boston College	H2	W, 10-4
10/30	Worcester Tech	H3	W, 6-0
11/3	M.I.T.	A	L, 6-8
11/25	Boston College	A	L, 0-12

1898 (5-4-1)

Coach: John J. Corbett / Maurice Connor

Capt: M.J. McDonough

9/24	Massachusetts	A	W, 23-0
10/1	Brown	A	L, 0-19
10/9	Gardner A.C.	H2	W, 6-1
10/12	Wesleyan	A	L, 0-12
10/22	Andover	A	L, 0-6
10/29	Worcester Tech	H3	W, 45-6
11/1	Tufts	H2	W, 12-0
11/5	Boston College	H2	T, 0-0
11/12	Vermont	H2	W, 17-5
11/24	Boston College	A	L, 0-11

1899 (5-5)

Coach: Maurice Connor

Capt: John Kenney

9/23	Massachusetts	H2	W, 11-0
9/30	Brown	H2	L, 0-19
10/7	Trinity	H3	W, 39-0
10/14	Worcester Tech	H3	W, 23-0
10/18	Williams	A	L, 5-23
10/28	Fitchburg Y.M.C.L.	A	W, 12-0
11/4	Tufts	H3	L, 0-6
11/11	Wesleyan	A	L, 0-16
11/25	Vermont	H2	W, 45-0
11/30	Boston College	A	L, 0-17

1900 (5-3-1)

Coach: Maurice Connor

Capt: W.C.T. O'Sullivan

9/22	Massachusetts	H2	W, 6-0
9/29	Worcester Tech	H3	W, 5-0
10/6	Brown	A	L, 0-18
10/13	Wesleyan	A	L, 5-11
10/20	Andover	A	T, 0-0
10/27	Colby	H3	W, 6-5
11/3	Worcester Academy	H3	W, 17-0
11/17	M.I.T.	H3	W, 16-0
11/24	Tufts	A	L, 0-27

1901 (7-1-1)

Coach: Maurice Connor

Capt: Michael J. Lawlor

9/28	Massachusetts	H2	L, 0-17
10/9	M.I.T.	A	W, 15-0
10/12	Worcester Tech	H3	W, 14-5
10/19	Tufts	H2	W, 12-5
10/26	Brown	A	T, 6-6
11/2	Andover	A	W, 37-5
11/9	Boston College	H2	W, 11-0
11/16	Pittsfield A.C.	A	W, 14-0
11/23	Tufts	H2	W, 17-5

1902 (6-2-1)

Coach: Maurice Connor

Capt: William Baldwin

9/27	Massachusetts	H2	T, 0-0
10/4	Worcester Tech	A	W, 10-0
10/15	Amherst	A	L, 5-29
10/18	Worcester Tech	H3	W, 11-0
10/25	Vermont	H2	W, 11-5
11/1	Pittsfield A.C.	A	W, 2-0
11/8	Fordham	A	W, 17-0
11/15	Tufts	A	L, 5-11
11/22	Boston College	A	W, 22-0

1903 (8-2)

Coach: Frank Cavanaugh

Capt: Tom Stankard

9/26	Massachusetts	H	W, 6-0
10/3	Dartmouth	A	L, 0-18
10/10	Wesleyan	A	W, 11-5
10/14	Yale	A	L, 10-36
10/24	Tufts	H	W, 6-5
10/31	Amherst	H	W, 36-0
11/7	Springfield	H	W, 27-5
11/14	Maine	A	W, 5-0
11/21	Worcester Tech	H	W, 41-0
11/26	Tufts	A	W, 32-0

1904 (2-5-2)

Coach: Frank Cavanaugh

Capt: Timothy Larkin

9/28	Massachusetts	H	T, 0-0
10/1	Bates	A	T, 0-0
10/5	Yale	A	L, 0-23
10/15	Tufts	H	W, 34-0
10/22	Dartmouth	H	L, 4-18
10/29	Georgetown	N4	L, 4-17
11/5	Amherst	A	L, 6-40
11/12	Harvard	A	L, 4-28
11/24	Springfield	H	W, 12-9

1905 (6-3)

Coach: Frank Cavanaugh

Capt: George S.L. Connor

9/23	Massachusetts	H	W, 17-0
10/7	Dartmouth	A	L, 6-16
10/14	Yale	A	L, 0-29
10/21	Worcester Tech	H	W, 12-6
10/28	Springfield	A	W, 32-0
11/4	Amherst	H	W, 9-0
11/11	Syracuse	A	L, 4-15
11/18	Tufts	H	W, 12-2
11/20	Fordham	A	W, 27-5

1906 (4-3-1)

Coach: George W. King

Capt: George S.L. Connor

9/29	Massachusetts	H	W, 6-4
10/6	Dartmouth	A	L, 0-16
10/13	Yale	A	L, 0-17
10/20	Maine	A5	T, 0-0
10/27	Worcester Tech	H	W, 29-0
11/3	Fordham	H	W, 8-5
11/10	Cornell	A	L, 6-16
11/29	Fordham	A6	W, 15-6

1907 (1-7-2)

Coach: Timothy F. Larkin

Capt: Cleo A. O'Donnell

9/25	Norwich	H	T, 0-0
10/5	Williams	A	L, 0-12
10/12	Yale	A	L, 0-52
10/19	Massachusetts	H	L, 5-10
10/26	Vermont	H	L, 0-5
11/2	Fordham	H	L, 0-35
11/9	Dartmouth	A	L, 0-52
11/16	Worcester Tech	H	W, 15-0
11/22	Tufts	A	T, 11-11
11/28	Fordham	A	L, 0-35

ALL-TIME RESULTS

1908 (4-4)

Coach: Timothy F. Larkin

Capt: Daniel J. Triggs

9/26	Norwich	H	W, 5-0
10/3	Vermont	A	L, 0-5
10/10	Yale	A	L, 0-18
10/17	Bowdoin	A5	W, 12-5
10/24	Dartmouth	H	L, 5-18
10/31	Trinity	A	L, 0-28
11/7	Tufts	H	W, 6-0
11/14	Worcester Tech	H	W, 16-0

1909 (2-4-2)

Coach: Timothy F. Larkin

Capt: Edward F. Sweeney

9/25	Norwich	H	W, 18-0
10/2	New Hampshire	H	W, 13-0
10/6	Yale	A	L, 0-12
10/16	Trinity	H	T, 5-5
10/23	Bowdoin	H	L, 0-5
10/30	Dartmouth	A	L, 0-12
11/13	Worcester Tech	H	T, 0-0
11/20	Fordham	A	L, 5-9

1910 (3-3-2)

Coach: Timothy F. Larkin

Capt: John C. Lawlor

10/8	Yale	A	L, 0-12
10/15	Springfield	A	T, 0-0
10/22	Colby	H	W, 6-0
10/29	Boston College	H	W, 34-3
11/5	Princeton	A	L, 0-17
11/12	Worcester Tech	H	T, 0-0
11/19	Tufts	A	W, 14-0
11/24	Rochester	A	L, 0-3

1911 (4-5)

Coach: Timothy F. Larkin

Capt: William P. Joy

9/23	Boston College	H	W, 13-5
9/30	Yale	A	L, 0-26
10/7	Harvard	A	L, 0-8
10/14	Dartmouth	A	L, 0-6
10/21	Massachusetts	H	W, 6-0
10/28	Princeton	A	L, 0-20
11/4	Springfield	H	L, 0-12
11/11	Colby	H	W, 24-0
11/18	Worcester Tech	H	W, 35-0

1912 (4-3-1)

Coach: Timothy F. Larkin

Capt: Fred Ostergren

9/28	Yale	A	L, 0-7
10/5	Harvard	A	L, 0-19
10/12	Norwich	H	L, 0-6
10/19	Springfield	A	W, 7-0
10/26	Massachusetts	H	T, 6-6
11/9	Vermont	H	W, 13-0
11/16	Worcester Tech	H	W, 27-0
11/28	St. Louis	A	W, 24-15

1913 (3-6)

Coach: Harry Van Kersberg

Capt: Wilfred Metivier

9/20	Norwich	H	W, 28-0
9/27	Yale	A	L, 0-10
10/4	Massachusetts	H	L, 0-6
10/11	Boston College	H	W, 13-0
10/18	Harvard	A	L, 7-47
11/1	Princeton	A	L, 0-54
11/8	Springfield	H	L, 13-25
11/15	Fordham	H	W, 60-0
11/22	Georgetown	A	L, 7-16

1914 (2-5-1)

Coach: Luke L. Kelly

Capt: Walter Mullen

9/26	Colby	H	L, 0-17
10/3	Massachusetts	H	L, 0-14
10/10	Springfield	A	L, 0-25
10/24	Army	A	L, 0-14
10/31	Cornell	A	L, 3-48
11/7	Carlisle	N7	T, 0-0
11/14	Boston College	H	W, 10-0
11/26	Vermont	H	W, 7-0

1915 (3-3-2)

Coach: Luke L. Kelly

Capt: Edward Brawley

9/25	Bates	H	W, 7-0
10/2	Army	A	T, 14-14
10/9	Springfield	H	L, 0-7
10/16	Massachusetts	H	T, 7-7
10/23	Fordham	A	L, 0-9
10/30	Boston College	A	W, 9-0
11/6	Carlisle	H	L, 21-23
11/25	Worcester Tech	H	W, 26-0

1916 (4-5)

Coach: Luke L. Kelly

Capt: Raymond Lynch

9/23	Connecticut	H	W, 7-0
9/30	Princeton	H	L, 0-21
10/7	Bates	H	W, 3-0
10/14	Army	A	L, 0-17
11/4	Rutgers	A	L, 6-14
11/11	Bowdoin	A5	W, 19-10
11/18	Fordham	H	L, 0-40
11/25	Worcester Tech	H	W, 9-0
11/30	Boston College	N8	L, 14-17

1917 (3-4)

Coach: Luke L. Kelly

Capt: Raymond Lynch

10/12	Brown	H	L, 6-27
10/20	Fordham	A	L, 0-12
10/27	Rhode Island	H	W, 13-0
11/3	Colgate	A9	L, 0-21
11/10	Boston College	N8	L, 6-34
11/17	Rensselaer	H	W, 41-13
11/29	Springfield	H	W, 13-7

1918 (2-0)

Coach: Bart F. Sullivan

Capt: None

11/12	Worcester Tech	H	W, 28-7
11/24	Tufts	H	W, 21-7

1919 (5-3)

Coach: Cleo A. O'Donnell

Capt: John J. Mitchell

10/4	Army	A	L, 0-9
10/11	Bowdoin	H	W, 14-0
10/18	Springfield	A	W, 7-0
10/25	Connecticut	H	W, 69-0
11/1	Rhode Island	H	W, 29-3
11/8	Colby	H	W, 41-0
11/15	Boston College	N8	L, 7-9
11/27	Detroit	A	L, 7-27

1920 (5-3)

Coach: Cleo A. O'Donnell

Capt: Walter J. Conway

9/25	Harvard	A	L, 0-3
10/2	U.S. Sub Base	H	W, 75-0
10/12	Springfield	A	W, 17-0
10/16	Dartmouth	A	L, 14-27
10/30	Syracuse	H	W, 3-0
11/13	Colby	H	W, 36-0
11/20	New Hampshire	H	W, 32-0
12/4	Boston College	N10	L, 0-14

ALL-TIME RESULTS

1921 (5-3)

Coach: Cleo A. O'Donnell

Capt: Dennis A. Gildea

10/1	Harvard	A	L, 0-3
10/8	Canisius	H	W, 44-0
10/12	Springfield	A	W, 12-0
10/22	Georgetown	H	L, 7-28
10/29	Bates	H	W, 28-0
11/12	Colby	H	W, 14-0
11/19	New Hampshire	A	L, 7-13
11/26	Boston College	N10	W, 41-0

1922 (7-2-1)

Coach: Cleo A. O'Donnell

Capt: William D. Healey

9/24	U.S. Sub Base	H	W, 19-6
10/1	Providence	H	W, 33-3
10/8	Harvard	A	L, 0-20
10/15	Villanova	H	W, 14-0
10/22	Boston University	H	T, 7-7
10/29	Vermont	H	W, 6-0
11/4	Georgetown	A	W, 10-0
11/11	Springfield	H	W, 17-0
11/18	Fordham	H	W, 28-0
12/2	Boston College	N10	L, 13-17

1923 (8-2)

Coach: Cleo A. O'Donnell

Capt: Albert D. Riopel

9/29	U.S. Sub Base	H	W, 49-0
10/6	Lebanon Valley	H	W, 55-0
10/13	Providence	H	W, 32-0
10/20	Harvard	A	L, 0-6
10/27	Boston University	H	W, 13-0
11/3	Vermont	H	W, 16-0
11/10	Fordham	A11	W, 23-7
11/18	Springfield	H	W, 40-0
11/25	Buffalo	H	W, 37-0
12/1	Boston College	N10	L, 7-16

1924 (7-1-1)

Coach: Cleo A. O'Donnell

Capt: Hilary F. Mahaney

9/27	Catholic University	H	W, 13-7
10/4	St. John's	H	W, 28-0
10/11	Boston University	H	W, 16-7
10/18	Harvard	A	L, 6-12
10/25	Fordham	H	W, 13-0
11/1	Vermont	A	W, 27-0
11/8	Lehigh	H	T, 3-3
11/22	Canisius	H	W, 53-7
11/29	Boston College	N10	W, 33-0

1925 (8-2)

Coach: Cleo A. O'Donnell

Capt: John Crowley

9/25	Manhattan	H	W, 41-0
10/3	St. John's	H	W, 9-6
10/10	Providence	H	W, 22-0
10/17	Harvard	A	W, 7-6
10/24	Vermont	A	W, 47-3
10/31	Bucknell	H	W, 23-7
11/7	Fordham	A6	L, 0-17
11/14	Rutgers	H	W, 6-0
11/21	Boston University	H	W, 48-7
11/28	Boston College	N10	L, 6-17

1926 (7-1-2)

Coach: Cleo A. O'Donnell

Capt: William Wise

9/25	Newport Naval	H	W, 34-0
10/2	St. John's	H	W, 45-0
10/9	Harvard	A	W, 19-14
10/16	Rutgers	A	W, 21-0
10/23	Western Maryland	H	W, 20-14
10/30	Dayton	H	W, 20-7
11/6	Fordham	H	T, 7-7
11/13	Catholic University	H	W, 14-6
11/20	Boston University	H	L, 0-3
11/27	Boston College	N10	T, 0-0

1927 (6-3)

Coach: Cleo A. O'Donnell

Capt: Robert O'Connell

10/1	St. John's	H	W, 7-0
10/8	Dayton	H	W, 18-0
10/15	Harvard	A	L, 6-14
10/22	Catholic University	H	W, 23-8
10/29	Rutgers	H	W, 39-0
11/5	Fordham	A6	W, 7-2
11/12	Marquette	A	L, 6-12
11/19	Boston University	H	W, 19-0
11/26	Boston College	N10	L, 0-6

1928 (5-3-2)

Coach: Cleo A. O'Donnell

Capt: Richard Phelan

9/29	Newport Naval	H	W, 12-0
10/6	St. John's	H	W, 44-0
10/13	Rutgers	A	W, 46-0
10/20	Fordham	H	L, 13-19
10/27	Marquette	H	T, 6-6
11/3	Brown	A	L, 0-6
11/10	Boston University	H	W, 15-0
11/17	Harvard	A	T, 0-0
11/24	Providence	H	W, 44-0
12/1	Boston College	N8	L, 0-19

1929 (6-4)

Coach: Cleo A. O'Donnell

Capt: Stuart J. Clancy

9/28	St. John's	H	W, 19-0
10/5	Providence	H	W, 14-6
10/12	Rutgers	H	W, 20-3
10/19	Fordham	A6	L, 0-7
10/26	Marquette	H	W, 7-0
11/2	Brown	H	L, 14-15
11/9	Boston University	H	W, 44-12
11/16	Harvard	A	L, 6-12
11/23	Springfield	H	W, 23-6
11/30	Boston College	N8	L, 0-12

1930 (8-2)

Coach: John J. McEwen

Capt: Francis Garrity

9/27	St. Bonaventure	H	W, 30-0
10/4	Providence	H	W, 27-0
10/11	Catholic University	H	W, 27-6
10/18	Fordham	H	L, 0-6
10/25	Brown	A	L, 0-13
11/1	Rutgers	A	W, 32-20
11/8	New River State	H	W, 13-0
11/15	Harvard	A	W, 27-0
11/22	Loyola (Md.)	H	W, 32-0
11/29	Boston College	N8	W, 7-0

1931 (7-2-1)

Coach: John J. McEwen

Capt: Philip O'Connell

9/26	St. Bonaventure	H	W, 32-0
10/3	Providence	H	W, 26-6
10/10	Dartmouth	A	L, 7-14
10/17	Fordham	A	T, 6-6
10/24	Rutgers	H	W, 27-0
10/31	Brown	H	W, 33-0
11/7	Duquesne	H	W, 12-0
11/14	Harvard	A	L, 0-7
11/21	Loyola (Md.)	H	W, 16-14
11/26	Boston College	N12	W, 7-6

1932 (6-2-2)

Coach: John J. McEwen / Arthur Corcoran

Capt: James J. Ryan

9/24	New River State	H	W, 13-6
10/1	Providence	H	W, 26-6
10/8	Maine	H	W, 32-6
10/15	Detroit	H	W, 9-7
10/22	Rutgers	A	W, 6-0
10/29	Catholic University	H	W, 8-0
11/5	Brown	A	L, 7-10
11/12	Harvard	A	L, 0-7
11/19	Manhattan	A	T, 0-0
11/26	Boston College	H	T, 0-0

ALL-TIME RESULTS

1933 (7-2)

Coach: Edward N. Anderson

Captain: Charles Reiss

9/30	St. Michael's	H	W, 50-0
10/7	Catholic University	H	W, 17-7
10/14	Providence	H	W, 21-0
10/21	Harvard	A	W, 10-7
10/28	Brown	H	W, 19-7
11/4	Detroit	A	L, 0-24
11/11	Manhattan	A6	W, 27-6
11/18	Springfield	H	W, 19-6
12/2	Boston College	A	L, 9-13

1934 (8-2)

Coach: Edward N. Anderson

Capt: Charles Harvey

9/22	St. Anselm	H	W, 22-0
9/29	St. Joseph's (Pa.)	H	W, 51-0
10/6	Providence	H	W, 25-0
10/13	Catholic University	H	W, 17-6
10/20	Harvard	A	W, 26-6
10/27	Colgate	H	L, 7-20
11/3	Temple	A	L, 0-14
11/10	Manhattan	A13	W, 12-6
11/17	Brown	A	W, 20-7
12/1	Boston College	A	W, 7-2

1935 (9-0-1)

Coach: Edward N. Anderson

Capt: Nicholas Morris

9/21	Rhode Island	H	W, 32-0
9/28	Providence	H	W, 12-0
10/5	Maine	H	W, 47-0
10/12	Harvard	A	W, 13-0
10/19	Manhattan	A13	T, 13-13
10/26	Colgate	H	W, 3-0
11/2	St. Anselm	H	W, 34-0
11/9	Carnegie Tech	H	W, 7-0
11/16	Bates	H	W, 79-0
11/30	Boston College	A	W, 20-6

1936 (7-2-1)

Coach: Edward N. Anderson

Capt: Robert Curley

9/26	Bates	H	W, 45-0
10/3	Providence	H	W, 21-6
10/10	Dartmouth	A	W, 7-0
10/17	Manhattan	H	W, 13-7
10/24	Carnegie Tech	H	W, 7-0
10/31	Temple	A	L, 0-3
11/7	Colgate	H	W, 20-13
11/14	Brown	A	W, 32-0
11/21	St. Anselm	H	T, 0-0
11/28	Boston College	N8	L, 12-13

1937 (8-0-2)

Coach: Edward N. Anderson

Capt: Robert Mautner

9/25	St. Anselm	H	W, 21-0
10/2	Providence	H	W, 7-0
10/9	Georgetown	H	W, 27-6
10/16	Georgia	N8	W, 7-6
10/23	Western Maryland	H	W, 6-0
10/30	Temple	H	T, 0-0
11/6	Colgate	H	W, 12-7
11/13	Brown	A	W, 7-0
11/20	Carnegie Tech	H	T, 0-0
11/27	Boston College	N8	W, 20-0

1938 (8-1)

Coach: Dr. Edward N. Anderson

Capt: William T. Osmanski

9/24	Providence	H	W, 28-0
10/1	Rhode Island	H	W, 46-13
10/8	Manhattan	H	W, 19-6
10/15	Carnegie Tech	A	L, 6-7
10/22	Georgia	H	W, 29-6
10/29	Colgate	H	W, 21-0
11/5	Temple	H	W, 33-0
11/11	Brown	H	W, 14-12
11/26	Boston College	N8	W, 29-7

1939 (7-2)

Coach: Joseph L. Sheeketski

Capt: Ronnie Cahill, Jim Turner

9/30	Manhattan	H	W, 28-0
10/7	Louisiana State	H	L, 7-26
10/14	Georgia	A	W, 13-0
10/21	Brown	H	W, 20-0
10/28	Colgate	H	W, 27-7
11/4	Providence	H	W, 46-0
11/11	Temple	H	W, 14-0
11/18	Carnegie Tech	H	W, 21-0
12/2	Boston College	N8	L, 0-14

1940 (4-5-1)

Coach: Joseph L. Sheeketski

Capt: Jack Kellar

9/28	Providence	H	W, 34-6
10/5	Louisiana State	A	L, 0-25
10/12	Carnegie Tech	H	W, 18-0
10/19	New York University	A11	W, 13-7
10/26	Brown	A	L, 6-9
11/2	Colgate	H	L, 0-6
11/9	Mississippi	H	L, 6-34
11/16	Temple	H	T, 6-6
11/23	Manhattan	H	W, 33-25
11/30	Boston College	N8	L, 0-7

1941 (4-4-2)

Coach: Joseph L. Sheeketski

Capt: Game Captains

9/27	Louisiana State	A	W, 19-13
10/4	Providence	H	W, 13-0
10/11	Syracuse	A	L, 0-6
10/18	Mississippi	H	L, 0-21
10/25	New York University	H	W, 13-0
11/1	Colgate	A	T, 6-6
11/8	Brown	A	W, 13-0
11/15	Manhattan	H	T, 13-13
11/22	Temple	H	L, 13-31
11/29	Boston College	N8	L, 13-14

1942 (5-4-1)

Coach: Anthony J. Scanlon

Capt: Edmund Murphy

9/26	Dartmouth	H	L, 6-17
10/3	Duquesne	H	L, 0-25
10/10	Fort Totten	H	W, 60-0
10/17	Syracuse	H	L, 0-19
10/24	North Carolina State	H	W, 28-0
10/31	Colgate	H	T, 6-6
11/7	Brown	A	L, 14-20
11/14	Temple	A	W, 13-0
11/21	Manhattan	H	W, 28-0
11/28	Boston College	N8	W, 55-12

1943 (6-2)

Coach: Anthony J. Scanlon

Capt: George Titus

9/26	Dartmouth	H	L, 0-3
10/2	Brown	H	W, 20-0
10/9	Coast Guard	H	W, 32-0
10/16	Cornell	A	L, 7-20
10/30	Colgate	H	W, 14-7
11/6	Temple	H	W, 42-6
11/14	Villanova	H	W, 12-7
11/21	Tufts	N8	W, 41-0

1944 (5-2-2)

Coach: Anthony J. Scanlon

Capt: Thomas Kenny

9/30	Dartmouth	A	T, 6-6
10/6	Temple	A	W, 30-0
10/15	Villanova	H	W, 26-0
10/21	Brown	H	T, 24-24
10/29	Coast Guard	H	W, 26-14
11/5	U.S. Sub Base	H	L, 0-6
11/11	Colgate	H	W, 19-13
11/19	Torpedo Raiders	H	L, 12-13
11/26	Boston College	N8	W, 30-14

ALL-TIME RESULTS

1945 (8-2)

Coach: John DaGrosa

Capt: Stan Koslowski

9/29	Dartmouth	A	W, 13-6
10/6	Yale	A	W, 21-0
10/14	Villanova	H	W, 26-7
10/20	Brown	A	W, 25-0
10/27	Colgate	H	W, 21-0
11/4	U.S. Sub Base	H	W, 20-6
11/11	Coast Guard	H	W, 39-6
11/17	Temple	H	L, 6-14
11/25	Boston College	N8	W, 46-0
1/1	Miami (Fla.) (ob)	A14	L, 6-13

1946 (5-4)

Coach: John DaGrosa

Capt: Game Captains

9/28	Dartmouth	H	L, 0-3
10/5	Detroit	H	W, 16-14
10/12	Villanova	H	L, 13-14
10/19	Syracuse	H	L, 12-21
10/26	Harvard	A	L, 6-13
11/2	Brown	H	W, 21-19
11/9	Colgate	H	W, 21-6
11/23	Temple	A	W, 12-7
11/30	Boston College	N10	W, 13-6

1947 (4-4-2)

Coach: John DaGrosa

Capt: Bob Sullivan, Ray Ball

9/27	Dartmouth	H	T, 0-0
10/4	Temple	H	W, 19-13
10/11	Villanova	H	L, 6-13
10/18	Harvard	A	L, 0-7
10/25	Syracuse	A	W, 26-0
11/1	Brown	A	L, 19-20
11/8	Colgate (hc)	H	T, 6-6
11/15	Columbia	A	L, 0-10
11/22	Fordham	H	W, 48-0
11/29	Boston College	N10	W, 20-6

1948 (5-5)

Coach: William T. Osmanski

Capt: Jim Reilly

9/25	Georgetown	H	W, 18-7
10/2	Syracuse	H	W, 33-7
10/9	Dartmouth	A	L, 6-19
10/16	Brown	H	L, 6-14
10/23	Colgate (hc)	H	L, 13-14
10/30	Harvard	A	L, 13-20
11/6	Duquesne	A	W, 16-13
11/13	Fordham	H	W, 13-6
11/20	Temple	A	W, 13-7
11/27	Boston College	N10	L, 20-21

1949 (1-9)

Coach: William T. Osmanski

Capt: Jim Deffiey, Tom Kelleher

9/24	Georgetown	H	L, 13-20
10/1	Brown	A	L, 6-28
10/8	Dartmouth	A	L, 7-31
10/15	Duquesne	H	L, 14-40
10/22	Yale	A	L, 7-14
10/29	Harvard	A	L, 14-22
11/5	Colgate (hc)	H	W, 35-27
11/12	Syracuse	A	L, 13-47
11/19	Temple	H	L, 7-20
11/26	Boston College	N10	L, 0-76

1950 (4-5-1)

Coach: Edward N. Anderson

Capt: Tom Donnalley

9/30	Dartmouth	A	T, 21-21
10/7	Brown	H	W, 41-21
10/14	Colgate	A	L, 28-35
10/21	Syracuse (hc)	H	L, 27-34
10/28	Yale	A	L, 13-14
11/4	Harvard	A	W, 26-7
11/11	Marquette	A	L, 19-21
11/18	Georgetown	H	L, 14-21
11/25	Temple	H	W, 26-21
12/2	Boston College	N10	W, 32-14

1951 (8-2)

Coach: Edward N. Anderson

Capt: Melvin G. Massucco

9/29	Harvard	A	W, 33-6
10/6	Fordham	H	W, 54-20
10/13	Tulane	A	L, 14-20
10/20	New York University	H	W, 53-6
10/27	Brown	A	W, 41-6
11/3	Colgate (hc)	H	W, 34-6
11/10	Marquette	H	W, 39-13
11/18	Quantico Marines	H	W, 39-14
11/24	Temple	H	W, 41-7
12/1	Boston College	N10	L, 14-19

1952 (8-2)

Coach: Edward N. Anderson

Capt: Joe Gleason

9/27	Dartmouth	A	W, 27-9
10/4	Fordham (hc)	H	W, 12-7
10/11	New York University	A	W, 35-0
10/18	Brown	H	W, 46-0
10/25	Syracuse	A	L, 19-20
11/1	Marquette	A	W, 7-0
11/8	Colgate	H	W, 13-7
11/16	Quantico Marines	H	L, 18-27
11/22	Temple	H	W, 28-0
11/29	Boston College	N10	W, 21-7

1953 (5-5)

Coach: Edward N. Anderson

Capt: Henry C. Lemire

9/26	Dartmouth	N15	W, 28-6
10/3	Colgate	A	W, 19-6
10/10	Bucknell	H	W, 40-0
10/18	Quantico Marines	H	L, 0-17
10/24	Brown	A	L, 0-6
10/31	Syracuse (hc)	H	L, 0-21
11/7	Boston University	H	W, 20-7
11/14	Marquette	H	L, 7-13
11/21	Fordham	H	W, 20-7
11/28	Boston College	N8	L, 0-6

1954 (3-7)

Coach: Edward N. Anderson

Capt: Louis P. Hettinger

9/25	Dartmouth	A	L, 26-27
10/2	Colgate	H	L, 0-18
10/8	Miami (Fla.)	A	L, 20-26
10/16	Marquette (hc)	H	L, 14-19
10/23	Boston University	H	W, 14-13
10/30	Syracuse	A	L, 20-25
11/6	Penn State	A	L, 7-39
11/13	Fordham	A6	W, 20-19
11/20	Connecticut (fw)	H	W, 46-26
11/27	Boston College	N8	L, 13-31

1955 (6-4)

Coach: Edward N. Anderson

Capt: James L. Buonopane

9/24	Temple	H	W, 42-7
10/1	Dartmouth	A	W, 29-21
10/8	Colgate	A	W, 15-14
10/16	Quantico Marines	H	W, 7-0
10/22	Boston University (fw)	H	W, 20-12
10/29	Syracuse (hc)	H	L, 9-49
11/6	Dayton	H	W, 13-7
11/12	Marquette	A	L, 6-18
11/19	Connecticut	A	L, 0-6
11/26	Boston College	N8	L, 7-26

1956 (5-3-1)

Coach: Edward N. Anderson

Capt: Richard J. Arcand

9/30	Dayton	H	L, 13-14
10/6	Colgate (hc)	H	W, 20-6
10/13	Penn State	A	L, 0-43
10/20	Dartmouth	A	T, 7-7
10/28	Quantico Marines (fw)	H	W, 13-0
11/3	Boston University	A	W, 21-12
11/10	Syracuse	A	L, 20-41
11/18	Marquette	H	W, 41-0
12/1	Boston College	N8	W, 7-0

ALL-TIME RESULTS

1957 (5-3-1)

Coach: Edward N. Anderson

Capt: Richard H. Surette

9/28	V.M.I.	H	T, 21-21
10/5	Dayton	H	W, 32-6
10/12	Marquette	A	W, 26-7
10/19	Dartmouth (hc)	H	L, 7-14
10/26	Boston University	A	L, 28-35
11/3	Quantico Marines	H	W, 33-14
11/9	Syracuse	A	W, 20-19
11/16	Penn State (fw)	H	L, 10-14
11/30	Boston College	H	W, 14-0

1958 (6-3)

Coach: Edward N. Anderson

Capt: James L. Healy

9/27	Pittsburgh	A	L, 0-17
10/4	Syracuse	H	W, 14-13
10/18	Dartmouth	A	W, 14-8
10/25	Boston University (hc)	H	W, 16-8
11/1	Dayton (fw)	H	W, 26-0
11/8	Colgate	A	W, 20-0
11/15	Penn State	A	L, 0-32
11/22	Marquette	H	W, 14-0
12/6	Boston College	A	L, 8-26

1959 (6-4)

Coach: Edward N. Anderson

Capt: Charles Pacunas

9/26	Dartmouth	A	W, 31-8
10/3	Villanova	H	W, 20-0
10/10	Dayton (fw)	H	W, 8-0
10/17	Syracuse	A	L, 6-42
10/24	Columbia	A	W, 34-0
10/31	Colgate (hc)	H	W, 14-12
11/7	Boston University	H	W, 17-8
11/14	Penn State	A	L, 0-46
11/21	Marquette	A	L, 12-30
11/28	Boston College	H	L, 0-14

1960 (6-4)

Coach: Edward N. Anderson

Capt: James Rhodes, Richard Skinner

9/24	Harvard	A	L, 6-13
10/1	Boston University	A	L, 14-20
10/8	Syracuse	H	L, 6-15
10/15	Dartmouth	A	W, 9-8
10/22	Columbia	A	W, 27-6
10/29	Marquette	H	W, 20-0
11/5	Dayton	H	W, 36-6
11/12	Penn State (hc/fw)	H	L, 8-33
11/19	Connecticut	H	W, 30-6
11/26	Boston College	A	W, 16-12

1961 (7-3)

Coach: Edward N. Anderson

Capt: Jack Fellin, Jack Whalen

9/30	Villanova	H	L, 6-20
10/7	Buffalo	A	W, 20-8
10/14	Boston University	A	W, 20-7
10/21	Dartmouth (hc)	H	W, 17-13
10/28	Syracuse	A	L, 6-34
11/4	Dayton (fw)	H	W, 28-0
11/11	Massachusetts	H	W, 44-7
11/18	Penn State	A	L, 14-34
11/25	Connecticut	A	W, 14-3
12/2	Boston College	H	W, 38-26

1962 (6-4)

Coach: Edward N. Anderson

Capt: Thomas Hennessey, Dennis Golden

9/29	Buffalo	H	W, 16-6
10/6	Colgate	A	W, 22-0
10/13	Harvard	A	W, 34-20
10/20	Dartmouth	A	L, 0-10
10/27	Syracuse (hc)	H	L, 20-30
11/3	Dayton	A	W, 36-14
11/10	V.M.I. (fw)	H	W, 20-14
11/17	Penn State	H	L, 20-48
11/24	Connecticut	H	W, 34-16
12/1	Boston College	A	L, 12-48

1963 (2-6-1)

Coach: Edward N. Anderson

Capt: Jon N. Morris

9/28	Buffalo	H	T, 6-6
10/5	Syracuse	A	L, 0-48
10/12	Boston University (hc)	H	L, 6-18
10/19	Dartmouth	A	L, 8-13
10/26	Quantico Marines (fw)	H	L, 6-7
11/2	Villanova	A	L, 14-22
11/9	V.M.I.	H	W, 14-12
11/16	Penn State	A	L, 14-28
11/30	Boston College	H	W, 9-0

1964 (5-5)

Coach: Edward N. Anderson

Capt: John R. Dugan

9/26	Villanova	H	L, 0-32
10/3	Syracuse	H	L, 8-34
10/10	Colgate (hc)	H	L, 0-10
10/17	Quantico Marines (fw)	H	W, 16-0
10/24	Buffalo	A	W, 20-14
10/31	Richmond	H	W, 36-22
11/7	Massachusetts	H	L, 6-25
11/14	Boston University	A	W, 32-0
11/21	Connecticut	H	W, 20-6
11/28	Boston College	A	L, 8-10

1965 (2-7-1)

Coach: Mel Massucco

Capt: Joseph T. Lilly, Earl Kirmser

9/25	Harvard	A	L, 7-17
10/2	Dartmouth (hc)	H	L, 6-27
10/9	Colgate	A	L, 3-7
10/16	Boston University	H	T, 7-7
10/23	Syracuse	A	L, 6-32
10/30	Buffalo (fw)	H	W, 20-7
11/6	Massachusetts	A	L, 0-27
11/13	Rutgers	A	L, 0-14
11/20	Connecticut	A	W, 22-0
11/27	Boston College	H	L, 0-35

1966 (6-3-1)

Coach: Mel Massucco

Capt: R. Peter Kimener

9/24	Army	A	L, 0-14
10/1	Dartmouth (hc)	H	W, 7-6
10/8	Colgate	A	T, 14-14
10/15	Boston University	A	W, 17-14
10/22	Syracuse	H	L, 6-28
10/29	Buffalo	A	L, 3-35
11/5	Massachusetts (fw)	H	W, 16-14
11/12	Rutgers	H	W, 24-12
11/19	Connecticut	H	W, 16-0
11/26	Boston College	A	W, 32-26

1967 (5-5)

Coach: Tom Boisture

Capt: Glenn A. Grieco

9/30	Yale	A	W, 26-14
10/7	Dartmouth	A	L, 8-24
10/14	Colgate (hc)	H	W, 17-0
10/21	Boston University (fw)	H	W, 21-17
10/28	Buffalo	H	W, 38-25
11/4	Villanova	H	L, 14-23
11/11	Syracuse	A	L, 7-41
11/18	Rutgers	A	W, 21-10
11/25	Connecticut	A	L, 0-3
12/2	Boston College	H	L, 6-13

1968 (3-6-1)

Coach: Tom Boisture

Capt: Robert A. Neary, Daniel G. Raymond

9/28	Harvard	A	L, 20-27
10/5	Dartmouth (hc)	H	W, 29-17
10/12	Colgate	A	L, 6-14
10/19	Boston University	A	T, 7-7
10/26	Buffalo	A	L, 9-10
11/2	Syracuse (fw)	H	L, 0-47
11/9	Massachusetts	H	W, 47-20
11/16	Rutgers	A	L, 14-41
11/23	Connecticut	H	W, 27-24
11/30	Boston College	A	L, 20-40

ALL-TIME RESULTS

1969 (0-2)

Coach: Bill Whitton

Capt: Thomas F. Lamb,

William D. Moncevicz

9/27	Harvard	A	L, 0-13
10/4	Dartmouth	A	L, 6-38

Final eight games of 1969 cancelled because of hepatitis outbreak.

1970 (0-10-1)

Coach: Bill Whitton

Capt: Thomas F. Lamb, Michael Jordan

9/12	Army	A	L, 0-26
9/19	Temple	H	L, 13-23
10/3	Dartmouth	H	L, 14-50
10/10	Colgate	H	L, 13-21
10/17	Boston University	A	L, 23-33
10/24	Villanova	A	L, 14-34
10/31	Buffalo	A	L, 0-16
11/7	Massachusetts (fw)	H	L, 13-29
11/14	Rutgers	A	L, 7-37
11/21	Connecticut	H	T, 20-20
11/28	Boston College	A	L, 0-54

1971 (4-6)

Coach: Ed Doherty

Capt: William Adams,

William Stachowski, Daniel Harper

9/25	Harvard	A	W, 21-16
10/2	Dartmouth	A	L, 9-28
10/9	Colgate	H	W, 28-14
10/16	Boston University (hc)	H	W, 28-14
10/23	Syracuse	A	L, 21-63
10/30	Northeastern (fw)	H	W, 17-7
11/6	Massachusetts	A	L, 27-38
11/13	Rutgers	A	L, 13-14
11/20	Connecticut	A	L, 17-24
11/27	Boston College	N16	L, 7-21

1972 (5-4-1)

Coach: Ed Doherty

Capt: Joe Wilson, Joe MarcAurele

9/16	Rutgers	H	W, 24-14
9/23	Brown	A	W, 30-24
9/30	Temple	A	L, 7-15
10/7	Dartmouth (hc)	H	L, 7-17
10/14	Colgate	A	T, 21-21
10/28	Villanova (fw)	H	W, 26-9
11/11	Massachusetts	H	W, 28-16
11/18	Army	A	L, 13-15
11/25	Connecticut	H	W, 20-10
12/2	Boston College	A	L, 11-41

1973 (5-6)

Coach: Ed Doherty

Capt: Tyree Blocker, Steve Buchanan

9/8	Massachusetts	A	W, 30-28
9/15	Northeastern	H	W, 38-14
9/22	New Hampshire	A	W, 31-0
9/29	Temple (hc)	H	L, 34-63
10/6	Dartmouth	A	W, 10-0
10/13	Colgate	H	L, 21-22
10/27	Army	A	W, 17-10
11/10	Syracuse (fw)	H	L, 3-5
11/17	Rutgers	H	L, 7-27
11/24	Connecticut	A	L, 9-10
12/1	Boston College	H	L, 21-42

1974 (5-5-1)

Coach: Ed Doherty

Capt: John Provost, Mike Zywiem

9/21	Brown	H	W, 45-10
9/28	Harvard	A	L, 14-24
10/5	Dartmouth (hc)	H	W, 14-3
10/12	Colgate	A	L, 16-21
10/19	Temple	A	L, 0-56
10/26	Army	A	L, 10-13
11/1	Boston University	A	T, 14-14
11/9	Massachusetts (fw)	H	W, 30-20
11/16	Villanova	A	W, 10-6
11/23	Connecticut	H	W, 23-14
11/30	Boston College	A	L, 6-38

1975 (1-10)

Coach: Ed Doherty

Capt: Dave Quehl, Lou Kobza

9/13	Army	A	L, 7-44
9/27	Harvard	A	L, 7-18
10/4	Dartmouth	A	L, 7-28
10/11	Colgate (hc)	H	L, 14-20
10/18	Furman	A	L, 14-21
10/25	Brown	H	W, 21-20
11/1	Boston University (fw)	H	L, 0-6
11/8	Massachusetts	A	L, 13-45
11/15	Villanova	H	L, 12-13
11/22	Connecticut	A	L, 14-35
11/29	Boston College	H	L, 10-24

1976 (3-8)

Coach: Neil Wheelwright

Capt: Bill Campbell, Mark Vollman

9/11	New Hampshire	H	L, 3-17
9/18	Army	A	L, 24-26
10/2	Dartmouth (hc)	H	L, 7-45
10/9	Colgate	A	L, 6-10
10/15	Boston University	A	W, 31-11
10/23	Brown	A	L, 18-28
10/30	Rhode Island (fw)	H	W, 33-14
11/6	Massachusetts	H	L, 14-24
11/13	Villanova	A	L, 21-56
11/20	Connecticut	H	W, 41-40
11/27	Boston College	A	L, 6-59

1977 (2-9)

Coach: Neil Wheelwright

Capt: Craig Cerretani, Steve Hunt

9/10	New Hampshire	A	L, 14-27
9/17	Rhode Island	A	L, 0-14
9/24	Dartmouth	A	L, 14-17
10/8	Colgate	H	L, 14-31
10/15	Boston University (hc)	H	L, 13-14
10/22	Brown (fw)	H	L, 13-44
10/29	Army	A	L, 7-48
11/5	Massachusetts	A	L, 6-28
11/12	Villanova	H	L, 0-24
11/19	Connecticut	A	W, 14-3
11/26	Boston College	H	W, 35-20

1978 (7-4)

Coach: Neil Wheelwright

Capt: Craig Cerretani, Bob Hurley

9/9	New Hampshire	H	W, 19-14
9/16	Colgate	A	W, 27-14
9/23	Air Force	A	W, 35-18
9/30	Dartmouth (hc)	H	W, 35-0
10/14	Army	A	W, 31-0
10/28	Brown	A	L, 25-31
11/4	Boston University	A	L, 7-15
11/11	Massachusetts (fw)	H	L, 8-33
11/18	Rutgers	H	L, 21-31
11/25	Connecticut	H	W, 20-16
12/2	Boston College	A	W, 30-29

ALL-TIME RESULTS

1979 (5-6)

Coach: Neil Wheelwright

Capt: Larry Ewald, Glenn Verrette

9/8	Rutgers	A	L, 0-28
9/15	New Hampshire	A	L, 17-26
9/22	Rhode Island	H	W, 35-6
10/6	Dartmouth	A	W, 13-7
10/13	Colgate (hc)	H	L, 16-17
10/20	Villanova	A	L, 14-29
10/27	Brown	H	W, 14-7
11/3	Boston University (fw)	H	L, 7-16
11/10	Massachusetts	A	W, 20-18
11/24	Connecticut	A	W, 28-12
12/1	Boston College	H	L, 10-13

1980 (3-8)

Coach: Neil Wheelwright

Capt: John Ahern, Bob Ireland

9/6	Rhode Island	H	W, 21-14
9/13	Army	A	L, 7-28
9/27	Harvard	A	L, 13-14
10/4	Dartmouth (hc)	H	W, 17-6
10/11	Colgate	A	L, 7-38
10/18	Connecticut (fw)	H	L, 17-18
10/25	Brown	A	L, 3-21
11/1	Columbia	A	W, 26-0
11/8	Massachusetts	H	L, 13-17
11/15	Villanova	H	L, 13-45
11/29	Boston College	A	L, 26-27

1981 (6-5)

Coach: Rick Carter

Capt: John Andreoli,

Dave Boisture, Wayne Thornton

9/12	Boston University	H	W, 14-6
9/19	Massachusetts	A	L, 10-13
9/26	Harvard	A	W, 33-19
10/3	Dartmouth	A	W, 28-0
10/10	Yale (hc)	H	L, 28-29
10/17	Connecticut	A	L, 24-44
10/24	Brown (fw)	H	W, 34-24
10/31	Columbia	H	W, 14-7
11/7	Army	A	W, 28-13
11/14	Colgate	H	L, 13-34
11/28	Boston College	H	L, 24-28

1982 (8-3)

Coach: Rick Carter

Capt: Brian Kelley,

Terry Malone, Doug O'Donnell

9/11	New Hampshire	H	W, 28-0
9/18	Massachusetts	H	W, 27-14
9/25	Dartmouth (hc)	H	W, 28-12
10/2	Yale	A	W, 10-6
10/9	Colgate	A	L, 17-21
10/16	Connecticut	H	W, 10-7
10/23	Brown	A	W, 17-6
10/30	Boston University	A	W, 34-21
11/6	Harvard (fw)	H	L, 17-24
11/13	Maine	H	W, 21-7
11/20	Boston College	A	L, 10-35

1983 (9-2-1)

Coach: Rick Carter

Capt: Harry Flaherty,

Matt Martin, Rob Porter

9/10	Boston University	H	W, 14-3
9/17	Massachusetts	A	W, 17-0
9/24	New Hampshire	A	W, 42-30
10/1	Dartmouth	A	W, 41-14
10/8	Colgate (hc)	H	W, 21-18
10/15	Connecticut	A	W, 20-16
10/22	Brown (fw)	H	W, 31-10
10/29	Columbia	H	W, 77-28
11/5	Harvard	A	T, 10-10
11/12	Delaware	A	W, 24-0
11/19	Boston College	N16	L, 7-47
12/3	Western Carolina (i-aa)	H	L, 21-28

1984 (8-3)

Coach: Rick Carter

Capt: Bill McGovern, Peter Muldoon

9/15	Rhode Island	H	W, 19-0
9/22	Massachusetts	H	W, 35-7
9/29	Harvard	A	W, 24-14
10/6	Dartmouth (hc)	H	W, 30-20
10/13	Colgate	A	W, 42-27
10/20	Connecticut (fw)	H	W, 41-0
10/27	Brown	A	W, 38-17
11/3	Boston University	A	L, 12-16
11/10	New Hampshire	H	L, 13-14
11/17	Maine	A	W, 24-7
12/1	Boston College	H	L, 10-45

1985 (4-6-1)

Coach: Rick Carter

Capt: Leo Carlin, Ed Kutschke, Tom Patton

9/14	Colgate	H	W, 24-21
9/21	Massachusetts	A	L, 3-27
9/28	Delaware (hc)	H	W, 22-6
10/5	Dartmouth	A	W, 17-14
10/12	Yale	A	L, 15-19
10/19	Connecticut	A	L, 2-22
10/26	Brown (fw)	H	T, 20-20
11/2	Army	A	L, 12-34
11/9	Harvard	H	L, 20-28
11/16	Boston University	H	W, 30-9
11/23	Boston College	A	L, 7-38

1986 (10-1, 4-0 PL)

PATRIOT LEAGUE CHAMPIONS

Coach: Mark Duffner

Capt: Pat Barry, Frank Kutschke,

Jerry McCabe, Steve Southard

9/13	Lehigh *	H	W, 17-14
9/20	Lafayette *	A	W, 38-14
9/27	Harvard	A	W, 41-0
10/4	Colgate *	A	W, 16-12
10/11	Dartmouth (hc)	H	W, 48-7
10/18	Army	A	W, 17-14
10/25	Brown	A	W, 22-7
11/1	Massachusetts	H	W, 41-7
11/8	Bucknell (fw) *	H	W, 17-10
11/15	William & Mary	A	W, 31-7
11/22	Boston College	H	L, 26-56

1987 (11-0, 4-0 PL)

PATRIOT LEAGUE CHAMPIONS

Coach: Mark Duffner

Capt: Ron George, Jim Kelly,

Gordie Lockbaum, Andy Martin

9/12	Army	A	W, 34-24
9/19	Lafayette *	H	W, 40-11
9/26	Lehigh *	A	W, 63-6
10/3	Colgate (hc) *	H	W, 49-7
10/10	Dartmouth	A	W, 62-23
10/17	Bucknell *	A	W, 48-10
10/24	Brown (fw)	H	W, 41-0
10/31	Massachusetts	A	W, 54-10
11/7	Harvard	H	W, 41-6
11/14	William & Mary	H	W, 40-7
11/19	Villanova	A	W, 39-6

ALL-TIME RESULTS

1988 (9-2, 3-1 PL)

Coach: Mark Duffner

Capt: Dennis Golden, Rob McGovern,

Tom Smith, Jeff Wiley

9/3	Rhode Island	H	W, 49-7
9/10	Army	A	L, 3-23
9/17	Lafayette *	A	L, 20-28
9/24	Princeton	A	W, 30-26
10/1	Harvard	H	W, 35-20
10/8	Dartmouth (hc)	H	W, 17-3
10/15	Lehigh (fw) *	H	W, 48-24
10/22	Brown	A	W, 35-14
10/29	Colgate *	A	W, 7-0
11/12	Bucknell *	H	W, 38-7
11/19	Northeastern	H	W, 52-30

1989 (10-1, 4-0 PL)

PATRIOT LEAGUE CHAMPIONS

Coach: Mark Duffner

Capt: Tim Donovan, Randy Pedro,

Chris Maruca, Dave Murphy

9/9	Villanova	H	W, 38-17
9/16	Lafayette *	A	W, 23-21
9/23	Harvard	A	W, 31-17
9/30	Princeton (hc)	H	W, 46-0
10/7	Dartmouth	A	W, 33-7
10/14	Army	A	L, 9-45
10/21	Colgate (fw) *	H	W, 31-6
10/28	Brown	H	W, 49-13
11/4	Northeastern	H	W, 46-13
11/11	Lehigh *	A	W, 55-16
11/18	Bucknell *	A	W, 35-6

1990 (9-1-1, 5-0 PL)

PATRIOT LEAGUE CHAMPIONS

Coach: Mark Duffner

Capt: Willie Bradford, Craig Callahan,

Joe Foy, Mark Gallagher

9/8	Massachusetts	H	T, 10-10
9/15	Army	A	L, 7-24
9/22	Pennsylvania	A	W, 17-3
9/29	Harvard	H	W, 35-14
10/6	Dartmouth (hc)	H	W, 21-10
10/13	Brown	A	W, 55-0
10/20	Lehigh (fw) *	H	W, 34-22
10/27	Lafayette *	H	W, 34-3
11/3	Bucknell *	H	W, 43-14
11/10	Fordham *	A	W, 48-0
11/17	Colgate *	A	W, 35-6

1991 (11-0, 5-0 PL)

PATRIOT LEAGUE CHAMPIONS

Coach: Mark Duffner

Capt: Tom Ciaccio, Darin Cromwell,

Ron Flauto, Chris Kovath

9/14	Massachusetts	A	W, 22-20
9/21	Boston University	A	W, 27-23
9/28	Pennsylvania (hc)	H	W, 45-0
10/5	Harvard	A	W, 28-13
10/12	Dartmouth	A	W, 23-6
10/19	Brown (fw)	H	W, 42-28
10/26	Lehigh *	A	W, 43-42
11/2	Lafayette *	H	W, 48-14
11/9	Bucknell *	A	W, 42-6
11/16	Fordham *	N17	W, 24-19
11/23	Colgate *	H	W, 28-3

1992 (6-5, 4-1 PL)

Coach: Peter Vaas

Capt: Marcus Duckworth, Ron Hooley,

Tom McDonald, John Powell

9/12	Army	A	L, 7-17
9/19	Massachusetts	H	L, 3-7
9/26	Yale	A	L, 3-7
10/3	Harvard	H	W, 30-7
10/10	Dartmouth	H	L, 0-48
10/17	Princeton (hc)	H	W, 10-7
10/24	Bucknell (fw) *	H	W, 27-12
10/31	Lehigh *	H	W, 28-25
11/7	Lafayette *	A	L, 6-15
11/14	Colgate *	A	W, 18-17
11/21	Fordham *	H	W, 21-13

1993 (3-8, 2-3 PL)

Coach: Peter Vaas

Capt: Todd Araujo,

Rob Milanette, Frank Visconti

9/11	Massachusetts	A	L, 7-37
9/18	Boston University	H	L, 18-44
9/25	Dartmouth	A	W, 13-7
10/2	Princeton	A	L, 0-38
10/9	Yale (fw)	H	L, 27-31
10/16	Harvard	A	L, 25-41
10/23	Bucknell *	A	L, 23-33
10/30	Lehigh *	A	L, 10-17
11/6	Lafayette (hc) *	H	L, 27-52
11/13	Colgate *	H	W, 27-14
11/20	Fordham *	H	W, 28-12

1994 (3-8, 3-2 PL)

Coach: Peter Vaas

Capt: Pat Smith, Chris Nichol

9/10	Army	A	L, 3-49
9/17	Massachusetts (hc)	H	L, 0-32
9/24	Yale	A	L, 22-47
10/1	Harvard	H	L, 17-27
10/8	Pennsylvania	A	L, 8-59
10/15	Brown	A	L, 18-20
10/22	Lafayette *	A	L, 9-17
10/29	Fordham *	A	W, 31-21
11/5	Bucknell (fw) *	H	W, 27-20
11/12	Lehigh *	H	L, 13-29
11/19	Colgate *	A	W, 27-6

1995 (2-9, 1-4 PL)

Coach: Peter Vaas

Capt: David Harris,

Matt Faery, Brian Regan

9/9	Hofstra	H	L, 9-24
9/16	Massachusetts	A	L, 0-51
9/23	Cornell	A	L, 19-28
9/30	Brown	H	L, 14-37
10/7	Yale (hc)	H	L, 17-28
10/14	Harvard	A	W, 27-22
10/21	Lafayette (fw) *	H	L, 17-27
10/28	Fordham *	N18	L, 10-17
11/4	Bucknell *	A	L, 7-21
11/11	Lehigh *	A	L, 21-51
11/18	Colgate *	H	W, 39-20

1996 (2-9, 1-4 PL)

Coach: Dan Allen

Capt: David Streeter, Mike Zimirowski

9/14	Massachusetts	H	L, 10-28
9/21	Colgate *	A	W, 38-21
9/28	Princeton	A	L, 30-37
10/5	Columbia (hc)	H	L, 16-42
10/12	Dartmouth	A	L, 7-35
10/19	Harvard	H	L, 25-28
10/26	Bucknell (fw) *	H	L, 7-38
11/2	Fordham *	A	L, 0-28
11/9	Lehigh *	H	L, 10-20
11/16	Lafayette *	A	L, 21-38
11/23	Georgetown	A	W, 45-36

ALL-TIME RESULTS

1997 (4-7, 2-4 PL)

Coach: Dan Allen

Capt: Dominic Blue, Jeff Laboranti

9/13	Towson *	A	W, 7-27#
9/20	Georgetown	H	W, 25-21
9/27	Dartmouth	H	L, 6-35
10/4	Princeton (hc)	H	L, 7-21
10/11	Columbia	A	W, 45-16
10/18	Harvard	A	L, 24-52
10/25	Bucknell *	A	L, 6-18
11/1	Colgate (fw) *	H	L, 7-42
11/8	Lehigh *	A	W, 20-14
11/15	Lafayette *	H	L, 23-34
11/22	Fordham *	H	L, 12-28

1998 (2-9, 1-5 PL)

Coach: Dan Allen

Capt: Bob Andrews, John Aloisi,

Joel Beck, Barrett Doxsey

9/5	Fairfield	H	W, 26-22
9/19	Georgetown	A	L, 12-13
9/26	Cornell (hc)	H	L, 9-17
10/3	Towson *	H	W, 31-24
10/10	Yale	A	L, 7-15
10/17	Harvard (ot)	A	L, 14-20
10/24	Lehigh *	H	L, 14-24
10/31	Lafayette *	A	L, 17-28
11/7	Bucknell (fw) *	H	L, 14-30
11/14	Fordham *	H	L, 10-13
11/21	Colgate *	A	L, 14-28

1999 (3-8, 2-4 PL)

Coach: Dan Allen

Capt: John Aloisi,

David Puloka, Joe Saunders

9/11	Georgetown	H	L, 16-34
9/18	Lafayette *	H	W, 30-12
9/25	Harvard (hc/fw)	H	L, 17-25
10/2	Towson *	A	L, 0-14
10/9	Yale	H	L, 14-34
10/16	Fairfield	H	W, 24-23
10/23	Lehigh *	A	L, 8-62
10/30	St. Mary's (Calif.)	A	L, 26-28
11/6	Bucknell *	A	L, 21-32
11/13	Fordham *	A	W, 37-14
11/20	Colgate *	H	L, 26-45

2000 (7-4, 4-2 PL)

Coach: Dan Allen

Capt: David Puloka, Patrick Quay

9/9	Georgetown	A	W, 38-22
9/16	Harvard	A	W, 27-25
9/23	Towson *	H	W, 17-14
9/30	Yale	A	L, 27-33
10/7	Pennsylvania (hc)	H	W, 34-17
10/14	Dartmouth	A	L, 14-31
10/21	Lafayette *	A	L, 13-28
10/28	Lehigh (fw) *	H	L, 6-21
11/4	Bucknell *	H	W, 10-9
11/11	Colgate *	A	W, 32-3
11/18	Fordham *	H	W, 27-20

2001 (4-6, 3-4 PL)

Coach: Dan Allen

Capt: Brian Hall,

James Jenkins, Vernell Shaw

9/8	Georgetown *	H	W, 33-7
9/22	Towson *	A	W, 17-9
9/29	Yale	H	L, 22-23
10/6	Pennsylvania	A	L, 7-43
10/13	Dartmouth (hc)	H	W, 49-17
10/20	Lafayette (fw) *	H	W, 63-53
10/27	Lehigh *	A	L, 14-47
11/3	Bucknell *	A	L, 14-21
11/10	Colgate *	H	L, 7-35
11/17	Fordham *	A	L, 21-24

2002 (4-8, 2-5 PL)

Coach: Dan Allen

Capt: David Dugan, Brian Hall,

Nick Soivilien, Ross Sullivan

9/7	Army	A	W, 30-21
9/14	Georgetown *	A	W, 41-13
9/21	Harvard	A	L, 23-28
9/28	Towson (hc) *	H	L, 10-42
10/5	Yale	A	L, 19-28
10/12	St. Mary's (Calif.)	H	W, 24-22
10/19	Dartmouth	A	L, 36-44
10/26	Lehigh (fw) *	H	L, 12-21
11/2	Bucknell *	H	W, 38-21
11/9	Fordham *	H	L, 27-37
11/16	Lafayette *	A	L, 13-42
11/23	Colgate *	A	L, 20-25

2003 (1-11, 1-6 PL)

Coach: Dan Allen

Capt: Ari Confesor, Steve Fox,

Ben Koller, Nick Larsen

9/6	Lehigh *	A	L, 20-38
9/13	Georgetown *	H	W, 42-34
9/20	Harvard (hc)	H	L, 23-43
9/27	San Diego (2ot)	A	L, 45-46
10/4	Yale	H	L, 16-41
10/11	Towson *	A	L, 13-30
10/18	Dartmouth (fw)	H	L, 20-24
10/25	Florida International	A	L, 23-34
11/1	Bucknell *	A	L, 31-53
11/8	Fordham *	A	L, 28-49
11/15	Lafayette *	H	L, 13-41
11/22	Colgate *	H	L, 38-45

2004 (3-8, 1-5 PL)

Coach: Tom Gilmore

Capt: David Mitchell, Steve Silva

9/4	Duquesne	H	L, 7-31
9/11	San Diego	H	L, 31-37
9/18	Harvard	A	L, 0-35
10/2	Fordham *	H	L, 35-42
10/9	Lehigh (hc) *	H	L, 14-42
10/16	Dartmouth	A	W, 24-0
10/23	Colgate *	A	L, 7-41
10/30	Bucknell (fw) *	H	L, 27-42
11/6	Marist	H	W, 44-13
11/13	Lafayette *	A	L, 20-56
11/20	Georgetown (ot) *	A	W, 31-28

2005 (6-5, 3-3 PL)

Coach: Tom Gilmore

Capt: Gideon Akande,
John O'Neil, Steve Silva

9/3	Sacred Heart	H	W, 56-21
9/10	Georgetown (hc) *	H	W, 48-6
9/17	Harvard	H	L, 21-31
9/24	Delaware	A	L, 23-35
10/1	Yale	A	W, 22-19
10/8	Lehigh *	A	W, 13-10
10/15	Dartmouth	H	W, 28-16
10/22	Colgate (fw) *	H	L, 14-27
10/29	Fordham *	A	L, 20-24
11/12	Lafayette *	H	L, 21-41
11/19	Bucknell *	A	W, 51-33

ALL-TIME RESULTS

2006 (7-4, 4-2 PL)

Coach: Tom Gilmore

Capt: Dan Adams, Casey Gough,

Frank Herlihy, Chris Nielsen

9/2	Georgetown *	A	W, 26-13
9/9	Northeastern	H	L, 14-24
9/16	Harvard	A	L, 14-31
9/23	Marist	A	W, 27-0
9/30	Fordham (hc) *	H	W, 28-21
10/7	Brown	H	W, 35-30
10/14	Dartmouth (ot)	A	W, 24-21
10/21	Lafayette *	A	W, 38-28
10/28	Lehigh (fw) *	H	L, 14-28
11/4	Bucknell *	H	W, 27-10
11/11	Colgate *	A	L, 28-29

2007 (7-4, 4-2 PL)

Coach: Tom Gilmore

Capt: Casey Gough,

Obi Green, Dominic Randolph

9/1	Massachusetts	A	L, 30-40
9/15	Harvard (hc)	H	W, 31-28
9/22	Georgetown *	H	W, 55-0
9/29	Yale (fw)	H	L, 17-38
10/6	Brown	A	W, 48-37
10/13	Dartmouth	H	W, 41-15
10/20	Lehigh *	A	W, 59-10
10/27	Bucknell *	A	W, 45-21
11/3	Fordham *	A	L, 21-24
11/10	Lafayette *	H	L, 21-31
11/17	Colgate *	H	W, 27-20

2008 (7-4, 5-1 PL)

Coach: Tom Gilmore

Capt: Daryl Brown, Dominic Randolph

9/6	Massachusetts (hc)	H	L, 42-45
9/19	Harvard	A	L, 24-25
9/27	Georgetown *	A	W, 38-14
10/4	Yale (2ot)	A	L, 28-31
10/11	Brown	H	W, 41-34
10/18	Dartmouth	A	W, 44-26
10/25	Lehigh (fw) *	H	W, 35-21
11/1	Bucknell *	H	W, 34-17
11/8	Fordham *	H	W, 38-17
11/15	Lafayette *	A	W, 27-26
11/22	Colgate *	A	L, 27-28

2009 (9-3, 5-1 PL)

PATRIOT LEAGUE CHAMPIONS

Coach: Tom Gilmore

Capt: Dominic Randolph

9/5	Georgetown *	H	W, 20-7
9/12	Sacred Heart	H	W, 52-21
9/19	Harvard	H	W, 27-20
10/3	Northeastern	A	W, 42-21
10/10	Brown	A	L, 31-34
10/17	Dartmouth (hc)	H	W, 34-14
10/24	Colgate (fw) *	H	W, 42-28
10/31	Fordham *	A	W, 41-27
11/7	Lehigh *	A	W, 24-20
11/14	Lafayette *	H	W, 28-26
11/21	Bucknell *	A	L, 17-23
11/28	Villanova (i-aa)	A	L, 28-38

2010 (6-5, 4-2 PL)

Coach: Tom Gilmore

Capt: Anthony DiMichele,

Sean Lamkin, Freddie Santana

9/4	Howard	H	W, 38-7
9/11	Massachusetts	A	L, 7-31
9/18	Harvard	A	L, 6-34
9/25	Georgetown *	A	L, 7-17
10/2	Fordham (hc) *	H	W, 36-31
10/9	Brown	H	W, 17-13
10/16	Dartmouth	A	L, 19-27
10/23	Colgate *	A	W, 31-24
11/6	Lehigh *	H	L, 17-34
11/13	Lafayette *	A	W, 37-27
11/20	Bucknell *	H	W, 34-9

2011 (6-5, 4-2 PL)

Coach: Tom Gilmore

Capt: Ricky Otis,

Mike McCabe, Mark Tolzien

9/1	Massachusetts	H	L, 16-24
9/10	Colgate *	H	W, 37-7
9/17	Harvard (hc)	H	W, 30-22
10/1	New Hampshire	A	L, 32-39
10/8	Brown	A	L, 13-20
10/15	Dartmouth	H	W, 25-17
10/22	Bucknell *	A	W, 16-13
10/29	Georgetown (fw) *	H	L, 6-19
11/5	Lehigh *	A	L, 7-14
11/12	Lafayette *	H	W, 29-24
11/19	Fordham *	A	W, 41-21

LEGEND

- 1 Worcester Fair Grounds
 - 2 Worcester College Grounds
 - 3 Worcester Oval
 - 4 Philadelphia, Pa.
 - 5 Portland, Maine
 - 6 Polo Grounds, New York, N.Y.
 - 7 Manchester, N.H.
 - 8 Fenway Park, Boston, Mass.
 - 9 Utica, N.Y.
 - 10 Braves Field, Boston, Mass.
 - 11 Yankee Stadium, Bronx, N.Y.
 - 12 Harvard Stadium, Cambridge, Mass.
 - 13 Ebbets Field, Brooklyn, N.Y.
 - 14 Orange Bowl, Miami, Fla.
 - 15 Manning Bowl, Lynn, Mass.
 - 16 Foxboro Stadium, Foxboro, Mass.
 - 17 Gaelic Grounds, Limerick, Ireland
 - 18 National Stadium, Hamilton, Bermuda
- * Patriot League Games
 fw Family Weekend
 hc Homecoming
 i-aa Division I-AA Playoffs
 ob Orange Bowl
 # Holy Cross awarded forfeit victory