

2011

HOLY CROSS

FOOTBALL

FACT BOOK

TABLE OF CONTENTS / QUICK FACTS

TABLE OF CONTENTS

Media Information	3-4
Opponent Information	5
2011 Season Preview	6-8
Pronunciation Guide	8
Two-Deep Comparison	9
2011 Numerical Roster	10-11
2011 Alphabetical Roster	12-13
Coaching Staff	14-18
Player Profiles	19-49
2010 Final Statistics	52-56
2010 Game-By-Game Recaps	57-62
2010 Honors	63
Individual Records	64-75
Year-By-Year Leaders	76-81
Team Records	82-83
100-Yard Rushers / 300-Yard Passers	84-85
The Last Time	86-87
Year-By-Year Records	88
Tradition of Excellence	89-92
Postseason History	93-94
All-Time Head Coaches / Coaching Records	95-98
Hall of Fame Inductees	99
Crusaders in the Professional Ranks	100
Honors & Awards	101-107
Fitton Field Records & History	108
All-Time Series Records	109
Series History vs. 2011 Opponents	110-111
Homecoming & Family Weekend	112
All-Time Letterwinners	113-119
All-Time Results	120-130

2011 SCHEDULE

Sept. 1	MASSACHUSETTS	8:00 p.m.
Sept. 10	COLGATE *	1:00 p.m.
Sept. 17	HARVARD (Homecoming)	1:00 p.m.
Oct. 1	at New Hampshire	12:00 p.m.
Oct. 8	at Brown	12:30 p.m.
Oct. 15	DARTMOUTH	1:00 p.m.
Oct. 22	at Bucknell *	1:00 p.m.
Oct. 29	GEORGETOWN * (Family Weekend)	1:00 p.m.
Nov. 5	at Lehigh *	12:30 p.m.
Nov. 12	LAFAYETTE *	12:30 p.m.
Nov. 19	at Fordham *	1:00 p.m.

* Patriot League games
Home games listed in **BOLD CAPS**

ADMINISTRATION

President	Rev. Michael C. McFarland, S.J.
Athletic Director	Richard M. Regan, Jr.
Associate Athletic Director	Bill Bellerose
Associate Athletic Director	Rosemary Shea
Associate Athletic Director	Ann Zelesky
Assistant Athletic Director	Frank Mastrandrea
Athletic Department Phone	(508) 793-2571
Ticket Office Phone	(508) 793-2573
Athletic Department Fax	(508) 793-3863

GENERAL COLLEGE INFORMATION

Location	Worcester, Mass.
Founded	1843
Enrollment	2,862
Denomination	Roman Catholic, Jesuit
Nickname	Crusaders
Color	Royal Purple
National Affiliation	NCAA Division I
Conference	Patriot League
College Web Site	www.holycross.edu
Athletic Web Site	www.goholycross.com

FOOTBALL QUICK FACTS

Head Coach	Tom Gilmore
Alma Mater	Pennsylvania, 1986
Record at Holy Cross	45-33 / Seven Years
Overall Record	45-33 / Seven Years
Office Phone	(508) 793-2584
Office Fax	(508) 793-3855

Offensive Coordinator / Quarterbacks	Andy McKenzie
Defensive Coordinator / Secondary	Richard Rodgers
Wide Receivers / Special Teams	Cazzie Kosciolik
Offensive Line	Jeremy Bandy
Linebackers	Tom Raduiski
Defensive Line	Antoine Smith
Assistant Secondary	Dakota Allosso
Running Backs	Matt Fanning
Tight Ends	Bill McCarthy
Outside Linebackers	Josh Reardon
Strength & Conditioning	Jeff Oliver
Athletic Trainer	Anthony Cerundolo
Equipment Manager	Bryan Hill
Secretary	Lu-Ann Hennessy

2010 Overall Record	6-5
2010 Patriot League Record	4-2 / Second
Home Field	Fitton Field
Capacity	23,500
Surface	Natural Grass
Press Box Phone	(508) 793-2204
Letterwinners Returning / Lost	42 / 23
Starters Returning / Lost	12 / 12
Offense	6 / 5
Defense	6 / 5
Special Teams	0 / 2

CREDITS

The 2011 Holy Cross football fact book is published by the College of the Holy Cross Department of Athletics, all rights reserved, Copyright 2011. Writing, layout, design and editing by Charles Bare. Editorial assistance provided by Jim Wrobel.

MEDIA INFORMATION



Charles Bare



Jim Wrobel



Meredith Cook

CONTACT INFORMATION

For information on Holy Cross football, or any other varsity athletic team, please contact the Holy Cross athletic media relations office:

Charles Bare, Director cbare@holycross.edu
Jim Wrobel, Assistant Director jwrobel@holycross.edu
Meredith Cook, Assistant Director mhcook@holycross.edu
Kristen Kearnan, Secretary kkearnan@holycross.edu
Office Phone. (508) 793-2583
Office Fax. (508) 793-2309
Press Box Phone (508) 793-2204
Mailing Address One College Street, Worcester, MA 01610

CREDENTIALS & SCOUTING PASSES

All requests for working media credentials should be made to Charles Bare at least one week in advance, preferably in writing. All requests received one week in advance will be mailed, while all others will be left at the will call window, which is located at the main entrance to the stadium, in the southwest corner near the visiting locker room. Every effort will be made to accommodate all members of the media, but as space is limited, we may not be able to honor all requests.

PHOTOGRAPHERS

Holy Cross subscribes to the policy suggested by the NCAA Football Rules Committee, in conjunction with the NCAA Public Relations Committee, the American Football Coaches Association and the National Press Photographers Association. Photographers must have a special photo credential issued by the athletic media relations office.

RADIO BROADCASTS

Holy Cross has installed phone lines which can be rented by visiting radio. There is a charge of \$75.00 per line for commercial radio, or \$50.00 per line for student radio. Others wishing to install their own lines may contact Verizon Telephone at (508) 792-4000. Any radio station or reporting service seeking in-game or post-game reports must make arrangements through the athletic media relations office.

TELEVISION

News stations covering the game must shoot from either the designated areas on the photo decks, or on the field level outside of the team bench areas.

TELEPHONES

There are two community telephones in the press box for use by the media. To order a private phone, contact Verizon Telephone at (508) 792-4000.

INTERNET ACCESS

There is high speed wireless internet access available for members of the media to use in the Fitton Field press box.

PARKING

Accredited media will be given passes allowing access to the garage just south of Fitton Field, the baseball field and the adjacent fields. Please note that there is no specific area for press parking, and any member of the media not arriving at least one hour before kickoff is not guaranteed parking space. In the event of rain or snow, the baseball field parking will be closed, making early arrival even more essential.

GAME DAY SERVICES

Pregame press notes, flip cards and programs are available in the press box approximately one hour before kickoff. A light breakfast is provided, along with beverages and a snack during the game. Fax service is available after the game with advanced notice to the athletic media relations staff. Halftime statistics, final statistics, play-by-play, scoring summaries, defensive statistics and drive charts are provided. Complete books are available approximately 30 minutes after the game.

POSTGAME PROCEDURES

The Holy Cross football locker room is closed to the media. Members of the media should submit player requests to Charles Bare by the five-minute mark of the fourth quarter. Following a 10-minute cooling off period, Holy Cross head coach Tom Gilmore and requested players will be available. Interviews will be conducted either on the field or outside of the Holy Cross locker room, located in the northwest corner of the field. Requests for interviews with the visiting team should be made with that school's sports information director. The visiting locker room is located in the southwest corner of the field.

MEDIA INFORMATION

COACH & PLAYER INTERVIEWS

Personal interviews with head coach Tom Gilmore, his staff and players can be arranged through Charles Bare. Players are available in person and for phone interviews Monday through Thursday, subject to the individual student-athlete's academic responsibilities. Arrangements for all interviews should be made at least 24 hours in advance. Home phone numbers will not be given out. The best time to reach coach Gilmore by phone is on weekday mornings.

WEEKLY MEDIA LUNCHEON

Head coach Tom Gilmore will have a weekly luncheon with the media each Tuesday during the season at 12:00 p.m. During the luncheon, we will make every effort to have the head coach of Holy Cross' opponent for that week's game available via speaker phone. In addition, at least one student-athlete will be available for interviews near the end of the luncheon. All members of the working media are welcome to attend. For more information, contact the athletic media relations office.

HOLY CROSS ON THE INTERNET

Information on Holy Cross football and all 26 other varsity sports is available through the Holy Cross Athletics home page at "www.GoHolyCross.com". All notes and statistics will be available through the site. In addition, live Crusader audio and video can be found on the internet, with information on webcast locations available on the Holy Cross Athletics home page.

DIRECTIONS TO FITTON FIELD

From the East or West: Take the Massachusetts Turnpike (I-90) to Exit 10. After the exit, follow I-290 East toward Worcester. Take Exit 11 (College Square / Southbridge Street) off of I-290. Cross over to the right lane immediately after coming off the ramp to College Square. Take the first right (before the traffic light) onto College Street. Fitton Field will be on the left.

From the North: Take I-495 South to I-290 West (Exit 25B). Follow I-290 West to Exit 11 (College Square / Southbridge Street). Bear left coming off the ramp onto Southbridge Street. Take the first right (before the traffic light) onto College Street. Fitton Field will be on the left.

From the Southeast: Take I-495 North to the Massachusetts Turnpike West (I-90). Take Exit 10 off of the Massachusetts Turnpike. After the exit, follow I-290 East toward Worcester. Take Exit 11 (College Square / Southbridge Street) off of I-290. Cross over to the right lane immediately after coming off the ramp to College Square. Take the first right (before the traffic light) onto College Street. Fitton Field will be on the left.

From the South: Take Route 146 North to the Massachusetts Turnpike West (I-90). Take Exit 10 off of the Massachusetts Turnpike. After the exit, follow I-290 East toward Worcester. Take Exit 11 (College Square / Southbridge Street) off of I-290. Cross over to the right lane immediately after coming off the ramp to College Square. Take the first right (before the traffic light) onto College Street. Fitton Field will be on the left.

PRIMARY MEDIA OUTLETS

Worcester Telegram & Gazette, 20 Franklin Street, Worcester, Mass., 01615. Phone: (508) 793-9350. Fax: (508) 793-9363. Website: 'www.telegram.com'. Dave Nordman, sports editor; Jennifer Toland, beat writer.

Boston Globe, 135 Morrissey Boulevard, Boston, Mass., 02107. Phone: (617) 929-2860. Fax: (617) 929-2670. Website: 'www.boston.com'.

Boston Herald, 1 Herald Square, Boston, Mass., 02118. Phone: (800) 234-5680. Fax: (617) 619-6430. Website: 'www.bostonherald.com'. John Connolly, college reporter.

Associated Press (Boston), 184 High Street, Boston, Mass., 02110. Phone: (617) 357-8100. Fax: (617) 338-8125. Website: 'www.ap.org'. Howard Ulman, sports editor.

Holy Cross Radio, c/o Superlative Marketing, 237 South Street, Unit #19, Shrewsbury, Mass., 01545. Phone: (508) 770-8458. Bob Fouracre, play-by-play.

WTAG Radio, 58 Stereo Lane, Paxton, Mass., 01612. Phone: (508) 795-0580. Fax: (508) 757-1779. Website: 'www.wtag.com'. George Brown, sports.

WCHC Radio, 216 Hogan Campus Center, College of the Holy Cross, Worcester, Mass., 01610. Phone: (508) 793-2475. Website: 'college.holy-cross.edu/wchc'.

Charter TV 3, 95 Higgins Street, Worcester, Mass., 01606. Phone: (508) 853-1515. Fax: (508) 854-5065. Kevin Shea, sports. Website: 'www.chartertv3.com'.

2011 TRAVEL INFORMATION

New Hampshire: Travel via charter bus. Depart Worcester on the day of Sept. 30, return following the game on Oct. 1. Holiday Inn Portsmouth, 300 Woodbury Avenue, Portsmouth, N.H., 03801. Phone: (603) 431-8000. Fax: (603) 431-2065.

Brown: Travel via charter bus. Depart Worcester on the day of Oct. 8, return following the game on Oct. 8.

Bucknell: Travel via charter bus. Depart Worcester on the day of Oct. 21, return following the game on Oct. 22. Holiday Inn Williamsport, 100 Pine Street, Williamsport, Pa., 17701. Phone: (570) 327-8231. Fax: (570) 322-2957.

Lehigh: Travel via charter bus. Depart Worcester on day of Nov. 4, return following the game on Nov. 5. Four Points by Sheraton Hotel & Suites Allentown Airport, 3400 Airport Road, Allentown, Pa., 18109. Phone: (610) 266-1000. Fax: (610) 266-1888.

Fordham: Travel via charter bus. Depart Worcester on day of Nov. 18, return following the game on Nov. 19. Teaneck Marriott at Glenpointe, 100 Frank W. Burr Boulevard, Teaneck, N.J., 07666. Phone: (201) 836-0600. Fax: (201) 836-0638.

OPPONENT INFORMATION

BROWN

Location Providence, R.I.
Nickname Bears
Colors Brown, Red & White
Stadium Brown Stadium (20,000)
Conference Ivy League
2010 Record 6-4 (5-2 Ivy)
Head Coach Phil Estes (UNH, '80)
 Career Record 78-51 (13 years)
Football SID Christopher Humm
 Phone (401) 863-1095
 E-Mail . . . christopher_humm@brown.edu
Athletic Web Site www.brownbears.com
Press Box Phone (401) 863-3888

BUCKNELL

Location Lewisburg, Pa.
Nickname Bison
Colors Orange & Blue
Stadium . . Mathewson-Memorial Stadium (13,100)
Conference Patriot League
2010 Record 1-10 (1-5 PL)
Head Coach Joe Susan (Delaware, '77)
 Career Record 11-10 (2 years)
Football SID Todd Merriett
 Phone (570) 577-3488
 E-Mail tmerriet@bucknell.edu
Athletic Web Site www.bucknellbison.com
Press Box Phone (570) 577-1519

COLGATE

Location Hamilton, N.Y.
Nickname Raiders
Colors Maroon & Gray
Stadium Andy Kerr Stadium (10,221)
Conference Patriot League
2010 Record 7-4 (4-2 PL)
Head Coach Dick Biddle (Duke, '71)
 Career Record 120-55 (15 years)
Football SID Jeremiah Hergott
 Phone (315) 228-7566
 E-Mail jhergott@colgate.edu
Athletic Web Site www.gocolgateraiders.com
Press Box Phone (315) 228-6863

DARTMOUTH

Location Hanover, N.H.
Nickname Big Green
Colors Green & White
Stadium Memorial Field (13,000)
Conference Ivy League
2010 Record 6-4 (3-4 Ivy)
Head Coach . . Buddy Teevens (Dartmouth, '79)
 Career Record 75-144-2 (21 years)
Football SID Rick Bender
 Phone (603) 646-2468
 E-Mail rick.bender@dartmouth.edu
Athletic Web Site www.dartmouthsports.com
Press Box Phone (603) 646-0111

FORDHAM

Location Bronx, N.Y.
Nickname Rams
Colors Brown & White
Stadium Jack Coffey Field (7,000)
Conference Patriot League
2010 Record 5-6 (3-3 PL)
Head Coach Tom Masella (Wagner, '81)
 Career Record 43-56 (9 years)
Football SID Joe DiBari
 Phone (718) 817-4240
 E-Mail dibari@fordham.edu
Athletic Web Site www.fordhamsports.com
Press Box Phone (718) 817-4241

GEORGETOWN

Location Washington, D.C.
Nickname Hoyas
Colors Blue & Gray
Stadium Multi-Sport Field (3,500)
Conference Patriot League
2010 Record 4-7 (2-4 PL)
Head Coach Kevin Kelly (Springfield, '82)
 Career Record 9-45 (5 years)
Football SID Ryan Sakamoto
 Phone (202) 687-2492
 E-Mail ras228@georgetown.edu
Athletic Web Site www.guhoyas.com
Press Box Phone (202) 687-2380

HARVARD

Location Cambridge, Mass.
Nickname Crimson
Colors Crimson & Black
Stadium Harvard Stadium (30,323)
Conference Ivy League
2010 Record 7-3 (5-2 Ivy)
Head Coach Tim Murphy (Springfield, '78)
 Career Record 143-103-1 (24 years)
Football SID Kurt Svoboda
 Phone (617) 495-2206
 E-Mail ksvoboda@fas.harvard.edu
Athletic Web Site www.gocrimson.com
Press Box Phone (617) 566-5956

LAFAYETTE

Location Easton, Pa.
Nickname Leopards
Colors Maroon & White
Stadium Fischer Stadium (13,132)
Conference Patriot League
2010 Record 2-9 (1-5 PL)
Head Coach . . Frank Tavani (Lebanon Valley, '79)
 Career Record 62-62 (11 years)
Football SID Phil LaBella
 Phone (610) 330-5122
 E-Mail labellap@lafayette.edu
Athletic Web Site www.goleopards.com
Press Box Phone (610) 330-5454

LEHIGH

Location Bethlehem, Pa.
Nickname Mountain Hawks
Colors Brown & White
Stadium Goodman Stadium (16,000)
Conference Patriot League
2010 Record 10-3 (6-0 PL)
Head Coach Andy Coen (Gettysburg, '86)
 Career Record 30-27 (5 years)
Football SID Steve Lomangino
 Phone (610) 758-3158
 E-Mail sjl304@lehigh.edu
Athletic Web Site www.lehighsports.com
Press Box Phone (610) 758-4903

MASSACHUSETTS

Location Amherst, Mass.
Nickname Minutemen
Colors Maroon & White
Stadium McGuirk Alumni Stadium (17,000)
Conference Colonial Athletic Association
2010 Record 6-5 (4-4 CAA)
Head Coach Kevin Morris (Williams, '86)
 Career Record 35-43 (8 years)
Football SID John Sinnett
 Phone (413) 545-1744
 E-Mail jsinnett@admin.umass.edu
Athletic Web Site www.umassathletics.com
Press Box Phone (413) 687-1756

NEW HAMPSHIRE

Location Durham, N.H.
Nickname Wildcats
Colors Blue & White
Stadium Cowell Stadium (6,500)
Conference Colonial Athletic Association
2010 Record 8-5 (5-3 CAA)
Head Coach Sean McDonnell (UNH, '78)
 Career Record 88-57 (12 years)
Football SID Mike Murphy
 Phone (603) 862-3906
 E-Mail mike.murphy@unh.edu
Athletic Web Site www.unhwildcats.com
Press Box Phone (603) 862-2645

2011 SEASON PREVIEW

Coming off a 2010 campaign in which it finished in second place in the Patriot League, the Holy Cross football team enters this year with expectations to contend for the conference title once again in 2011. The Crusaders posted an overall record of 6-5 last season, while posting a 4-2 mark in the Patriot League. Having finished with a winning record in each of the last six seasons, Holy Cross should once again be among the best in the Patriot League in 2011.

On the offensive side of the ball, Holy Cross returns six starters and 17 total players from last season's final two-deep chart. That group will look to build on what they did a year ago, averaging 22.6 points, 224.0 passing yards and 323.1 yards of total offense per game. Even though five starters need to be replaced, Holy Cross looks to once again have one of the top offenses in the Patriot League this season.

As for the defense, the Crusaders have six starters back on a unit that can become one of the top defenses in the Patriot League. Holy Cross allowed 23.1 points and 379.8 yards per game in 2010, and will look to improve upon those numbers with a number of experienced players returning.

"We have a lot of players coming back on both sides of the ball with good knowledge of our system," said head coach Tom Gilmore. "If we continue to improve as expected, and the younger guys are able to develop and play more prominent roles, we will develop into a very good team this season."

Here is a position-by-position breakdown of how the Crusaders should look in 2011.

QUARTERBACK

Holy Cross has an abundance of experience at the quarterback position, led by the return of fifth-year senior Ryan Taggart. Last season, Taggart started all 11 games and completed 185 of 317 attempts for 1,899 yards and 14 touchdowns. He also ranked second on the team in rushing with 284 yards and five scores on 85 carries.

Two other players who will push Taggart for playing time are senior Kevin Watson and senior Mark Tolzien. Watson played in the first seven games of 2011 as Taggart's backup, hitting on 42 of 74 attempts for 375 yards and a pair of touchdowns. Tolzien then saw action in the final four games of the year after Watson was injured, and completed 16 of 25 passes for 147 yards and two scores.

"It is nice to have a lot of experience at the quarterback position, and it is also unusual to have three seniors who have played for us," said Gilmore. "Ryan Taggart, Mark Tolzien and Kevin Watson are all very capable of leading us to victories. I think they will pull the best out of each other, and I expect all of them to be very good performers on the field when given the opportunity."

Sophomore Max Librizzi will also look to push for playing time, while freshmen Steven Elder, Ryan Laughlin and Michael Shewchuk will provide added depth

WIDE RECEIVER

Even though the Crusaders graduated their top three receivers from last season, a number of experienced players return at the wide out spots. Junior Gerald Mistretta leads the way, after catching 29 passes for 374 yards and three touchdowns a year ago. Sophomore Mike Fess also showed promise in 2010, when he totaled nine receptions for 106 yards. Junior Nick Mercurio added four catches for 48 yards last season, and senior Charles McCall posted one reception for 12 yards.

Two other players who should play key roles after missing the 2010 season are sophomore Kyle Toulouse and senior Josh Jenkins. Toulouse totaled eight catches for 83 yards in 2009, while Jenkins has 43 career

receptions for 391 yards. In addition, sophomores Jon Smith and Nate Stanley look to break into the rotation at wide out in 2011.

"We lost some very productive receivers off last year's team, but we seem to go through that at this position almost every year," said Gilmore. "We have been able to reload in the past, and I think that should definitely be the situation again this season. We have some experienced guys coming back who we are expecting to have big years. There are also a number of promising young players who have shown they have the ability to contribute, and we expect them to step up this season."

Senior Clinton McCabe and sophomore Jimmy Jordan will also look to earn playing time, with freshmen Tyler Artim, Jereme Murray and Shane Taylor providing added depth.

TIGHT END

At tight end, the Crusaders return a first team All-Patriot League selection in senior Alex Schneider. Last season, Schneider ranked fourth on the team with 30 receptions for 217 yards and a touchdown. Junior Reed Apfelbaum and junior Josh Hauser also look to continue their roles as key players for Holy Cross. Apfelbaum caught two passes for 20 yards in 2010, while Hauser recorded five receptions for 43 yards.

"Alex Schneider is a well rounded player who has established himself as one of the best tight ends in the Patriot League," said Gilmore. "He is a big target with good hands, and he has also added size to his frame to become a legitimate blocker as well. Josh Hauser and Reed Apfelbaum are two other guys who have really improved their games, and they give us the flexibility to do a lot of different things with our tight ends."

Senior Mike Wright and freshman Ted Deily will also look to contribute at tight end.

RUNNING BACK

Holy Cross looks to be strong in the offensive backfield as well, with the return of junior Sam Auffant, junior Eddie Houghton and senior Matt Bellomo at tailback. Last season, Auffant led the team with 451 rushing yards and two touchdowns on 118 carries, in addition to catching 20 passes for 117 yards. Houghton was also productive in 2010, rushing for 146 yards and a score on 39 carries, before missing the final four games of the year due to injury. Bellomo played in just one game last season due to injury, but in 2009 he rushed 91 times for 442 yards and four touchdowns, and caught 32 passes for 251 yards. Others who will look to break into the rotation at tailback include senior Francis Camara and sophomore Reggie Woods.

"We have a number of experienced guys returning at tailback, so there should be some great competition for playing time," said Gilmore. "Sam Auffant has really built off the experience he gained last year, and Matt Bellomo and Eddie Houghton are both looking to come back from injuries to once again be productive players for us. Reggie Woods and Francis Camara have really developed as well, giving us five guys who we could put on the field at any time. And tailback is a position where we like to rotate different guys in there, making our depth even more important."

Freshmen Matt Intile, Michael O'Dwyer and Kyle Robbins will also look to contribute for the Crusaders.

OFFENSIVE LINE

On the offensive line, the Crusaders return three starters from a year ago. Leading the way will be fifth-year senior Mike McCabe at left tackle. McCabe, who was a first team All-Patriot League selection in 2010, will once again be the leader of this talented group. Last season, McCabe led a line which paved the way for Holy Cross to average 323.1 yards of total

2011 SEASON PREVIEW

offense and 22.6 points per contest. The Crusaders also allowed just 17 sacks during the 2010 season, while the team attempted 418 passes (just one sack for every 25.6 times the team dropped back to pass).

Senior Sean Whited returns to the starting lineup at center, while junior Kyle Pedretty will be back for Holy Cross at right tackle. Pedretty earned starts in all 11 games in 2010, while Whited started eight contests a year ago.

"If Mike McCabe continues to improve at his current pace, he could win a lot of postseason awards," said Gilmore. "He was outstanding for us last year, and has continued to work hard in the offseason to get even better. Sean Whited and Kyle Pedretty are two other veteran players who have gained experience and confidence. We expect them to also have big years for us."

Senior Kyle Cannon looks to take over as the starter at right guard, after playing in all 11 games last season with three starts. Junior Fred Hilow is the favorite to win the remaining starting spot at left guard, with junior Casey Bessemer and sophomore Jay Knighton also pushing hard to earn key playing time.

Others who have established themselves as backups include senior Andrew Jameson, junior Billy Lang and sophomore Jake Keller. Sophomores Blake Berresford, Mike Chieco and Emanuel Mendoza will provide added depth, along with freshmen Ben Koopman, Cain Lamper, Noah McMillan, Pat Restrepo and Ryan Schnieber.

LINEBACKER

The linebackers look to be strong for Holy Cross, with a number of experienced players returning. Senior Ricky Otis returns as the starter at one of the inside linebacker spots, after earning first team All-Patriot League honors in 2010. Last season, Otis led the team and the Patriot League with 109 total tackles, even though he missed two full games due to injury. Also returning to the starting lineup at inside linebacker is senior C.J. Martin. During the 2010 campaign, Martin ranked second on the team with 95 total tackles, to go along with two interceptions and two pass breakups.

Junior Roman SanDoval should play a major role as a backup once again in 2011. Last year, SanDoval totaled 34 tackles with appearing in all 11 games and earning one start. Junior Pat O'Connell could also develop into a key contributor, along with sophomore Tyler Zeoli.

"It is nice to have two guys like Ricky Otis and C.J. Martin around," said Gilmore. "They are experienced, smart players, and we are expecting a lot out of both of them. Roman SanDoval also has a lot of ability and has come on strong in the offseason, so we anticipate him being on the field quite a bit. In addition, Pat O'Connell and Tyler Zeoli should both really push for playing time."

Freshman Shane Thompson will add depth for Holy Cross at inside linebacker.

On the outside, senior Jimmy Thomas looks to return to the starting lineup in 2011, after coming off the bench for most of last season. Thomas totaled 35 tackles with five tackles for loss a year ago, after recording 67 tackles, four sacks and nine tackles for loss in 2009. Junior David Herman looks to earn the other starting spot at outside linebacker. Herman made three tackles in six games last season, before missing the final five games due to injury. Junior Erik Wachter and sophomores Mike Tucker, Daryl Howell and Pete Anastasio will also contend for playing time.

"Jimmy Thomas is our top returning outside linebacker," said Gilmore. "He has played in a lot of big games for us, so he knows what it takes to have success. On the other side, we expect big things out of David Herman. He was having a good year early in 2010, before an injury ended his

season. Mike Tucker and Daryl Howell will both push him at that position, while Erik Wachter and Pete Anastasio who will be competing for playing time behind Thomas."

Freshmen Charlie Murphy, Ryan Neumann and Chase Ullman will supply depth for the Crusaders at outside linebacker.

SECONDARY

The secondary should once again be strong this season, with a pair of starters returning. Senior Chandler Fenner returns to the starting lineup at one cornerback spot, after earning first team All-Patriot League honors in 2010. Fenner totaled 58 tackles last season, with four pass breakups and two tackles for loss. Another returning starter at cornerback will be senior Cav Koch. A year ago, Koch recorded 40 total tackles with an interception and four pass breakups. Sophomores Irvin Scott and Andrew Zitnik will also push for playing time at cornerback.

"Both Cav Koch and Chandler Fenner are really experienced players, and we are looking for them to anchor our secondary," said Gilmore. "They both have a lot of ability, and we are expecting big seasons out of both of them. Irvin Scott and Andrew Zitnik are two very talented young players who played primarily on special teams for us last year, and we expect them to be on the field a lot this year."

Sophomore Chris Higgins will add depth at cornerback, along with freshmen Ben Coffaro and Diego Quintanar.

Junior Tom Mannix looks to take over as the starter at strong safety, after spending most of last year as the Crusaders' top backup at cornerback. In 2010, Mannix appeared in all 11 games with three starts, totaling 42 tackles, an interception and a team-best six pass breakups. Sophomores Philip Gough, Scotty O'Donoghue and George Sessoms will contend for the remaining starting spot or play key roles as backups.

"Tom Mannix is a very versatile player who has played both safety and cornerback. He is very knowledgeable, and is a player who can help some of the younger guys mature in our secondary. His leadership ability will be a real key in the secondary this year. The other starting safety spot is still up for grabs, but we have a number of talented players who can earn key playing time for us."

Added depth at safety will be provided by freshmen Cody Butler, Parris Johnson, Sam Jones and Logan Silver.

DEFENSIVE LINE

The defensive line will be led by a pair of returning starters, in senior Ryan McGinn and junior Jack Maliska. McGinn led all Holy Cross defensive linemen with 36 total tackles in 2010, including a sack and two tackles for loss. Maliska added 13 tackles and two tackles for loss, despite missing five games due to injury.

Sophomore Gary Acquah is the favorite to win the third starting spot in the trenches. Several other players will compete for starting roles or play key minutes as reserves, including senior Eric Oldiges, junior Schuyler Waterhouse and sophomores Matthew Boyd and Michael White.

"We have a number of experienced guys who should contribute on the defensive line," said Gilmore. Both Jack Maliska and Ryan McGinn have a lot of experience. Maliska is a real force in the middle, and McGinn has continually improved to become an important player for us. Gary Acquah is a good young player who developed during the offseason, and we expect him to become a factor for us. Eric Oldiges, Schuyler Waterhouse, Matthew Boyd and Michael White are four other guys with experience, and we think all four of them can play significant roles.

Sophomore Jack Daly will provide additional depth, along with freshmen Tom Kohlhauff, Aaron Lewis, Andrew Mizzoni and Max Phelps.

2011 SEASON PREVIEW / PRONUNCIATION GUIDE

SPECIAL TEAMS

A number of players will look to step up in the kicking game, after the Crusaders graduated their top placekicker and their top punter. Fifth-year senior Paul Tearson shared kickoff duties last season, and could take over as the placekicker this year. In 2010, Tearson averaged 57.4 yards on 25 kickoffs, while missing his only field goal attempt (from 51 yards). Senior Llazar Cuko, sophomore John Macomber and junior Patrick Jarvis will compete with Tearson for the top spot at placekicker. Elsewhere, senior Corey Page and Macomber are the top two players looking to take over as the starting punter.

“Paul Tearson saw a good deal of playing time last season as a kick-off specialist,” said Gilmore. “Even though he is most experienced, John Macomber and Llazar Cuko both have a lot of ability. We expect to see a lot of competition among those three, and believe they are all capable of becoming the starter. At punter, Corey Page has a strong leg and has really worked on his timing and mechanics. Macomber will push for the starting spot there as well.”

As for kick returners, Holy Cross returns a number of talented players who could play key roles. Zitnik averaged 29.1 yards on 12 kickoff returns last season, while Fess had a 33.1-yard average on four kickoff returns. Both Fess and Zitnik returned a kickoff for a touchdown in 2010. Fenner, Jenkins, Mistretta and Toulouse also have experience returning kickoffs and could work their way into the rotation. At punt returner, Auffant, Bellomo and Jenkins could all be factors.

“We have a lot of players with speed and experience returning both kickoffs and punts,” said Gilmore. “Several different guys have the ability to take a kick to the end zone every time they touch the ball, which should make our return game very dangerous.”

At long snapper, Oldiges is the most experienced player on the roster. He will be pushed by several others, including freshman Matt Fava.

SCHEDULE

The 2011 schedule looks to be tough, as it includes six Patriot League games, two of the top teams in the Colonial Athletic Association and three contests against teams which should contend in the Ivy League. The Crusaders open the season with a home date against Massachusetts on Sept. 1, in the first-ever night game at Fitton Field. Holy Cross remains at home for its Patriot League opener against Colgate on Sept. 10, before playing host to Harvard on Sept. 17. Following an off week, the Crusaders will then hit the road for their next two contests, playing at New Hampshire on Oct. 1 and at Brown on Oct. 8.

Holy Cross returns to Fitton Field to play host to Dartmouth on Oct. 15, before traveling to Bucknell on Oct. 22. The Crusaders will next play a home contest against Georgetown on Oct. 29 as part of Family Weekend, and then head to Lehigh on Nov. 5. The final home game of the season comes on Nov. 12 against Lafayette, before Holy Cross wraps up the year at Fordham on Nov. 19.

“This has to rank up there as one of the most challenging schedules Holy Cross has faced in two decades,” said Gilmore. “With two top-notch CAA teams and three of the top Ivies on the slate, it is going to be a very competitive, very difficult non-league schedule. Then in the Patriot League, I expect things to be very competitive this year. The traditional powers should be strong once again, and it seems like every year there is a team that surprises people, so you have to be ready for a battle every week. But this is the type of schedule that we want to face. Our players and coaches like to face really good competition, and we expect to be up to the challenges this schedule presents.”

PRONUNCIATION GUIDE

Gary Acquah	OCK-wuh	Jack Maliskamuh-LISS-kuh
Pete Anastasio	an-uh-STAY-see-oh	Nick Mercurio	mer-CURE-ee-oh
Reed Apfelbaum	AFF-ell-baum	Gerald Mistretta	miss-TRET-uh
Sam AuffantAW-font	Eric Oldiges	OHL-dih-giss
Matt Bellomobell-OH-moe	Kyle Pedretty	puh-DRET-ee
Casey Bessemer	BESS-em-er	Roman SanDovalSAN-doe-vol
Francis Camaracuh-MARE-uh	Ryan TaggartTAG-ert
Miek Chicco	CHEE-co	Paul Tearson	TEER-son
Llazar Cuko	luh-ZAR	Mark Tolzien	toll-ZEEN
Philip GoughGOFF	Kyle Toulouse	tuh-LOOSE
Josh Hauser	HOW-zer	Erik Wachter	WOK-ter
Fred Hilow	HI-lo	Schuyler Waterhouse	SKY-ler
Eddie Houghton	HOW-ton	Sean WhitedWHITE-ed
Cav KochCOOK	Tyler Zeoli	zee-OH-lee
John Macombermuh-COM-ber	Andrew Zitnik	ZIT-nick

TWO-DEEP COMPARISON

2010 FINAL DEPTH CHART

(players returning in 2011 listed in bold italics)

Pos.	No.	Name	Ht.	Wt.	Yr.
OFFENSE					
LT	69	Mike McCabe	6-5	316	Jr.
	66	Casey Bessemer	6-5	279	So.
LG	67	Mike Bernazzani	6-2	277	Sr.
	75	Fred Hilow	6-4	269	So.
C	60	Sean Whited	6-3	279	Jr.
	73	Jay Knighton	6-2	265	Fr.
RG	74	Scott Wise	6-4	288	Sr.
	72	Kyle Seddon	6-4	290	Jr.
RT	64	Kyle Pedretty	6-4	275	So.
	66	Casey Bessemer	6-5	279	So.
QB	7	Ryan Taggart	6-2	214	Jr.
	12	Mark Tolzien	6-1	190	Jr.
TB	31	Sam Auffant	6-1	184	So.
	29	Reggie Woods	5-10	191	Fr.
TE	87	Alex Schneider	6-7	257	Jr.
	40	Reed Apfelbaum	6-3	211	So.
WR	1	Freddie Santana	5-9	185	Sr.
	80	Nick Mercurio	6-1	178	So.
WR	10	Luke Chmielinski	5-10	188	Sr.
	8	Gerald Mistretta	6-1	213	So.
WR	82	Bill Edger	6-3	197	Sr.
	11	Charles McCall	5-11	198	Jr.
DEFENSE					
DE	90	Mude Ohimor	6-3	245	Sr.
	98	Marcus Morgan	6-4	250	Sr.
DT	56	Jack Maliska	6-4	290	So.
	51	Anthony Ruoti	6-1	261	Sr.
DE	94	Ryan McGinn	6-3	252	Jr.
	59	Matt Ferrel	6-2	252	Sr.
OLB	55	James McLaughlin	6-2	234	Sr.
	53	Rory Sullivan	6-3	254	Sr.
ILB	33	Ricky Otis	6-1	214	Jr.
	32	Roman SanDoval	5-10	210	So.
ILB	35	C.J. Martin	5-11	220	Jr.
	93	Tyler Zeoli	6-1	220	Fr.
OLB	41	Sean Lamkin	6-1	225	Sr.
	58	Jimmy Thomas	6-3	210	Jr.
CB	15	Cav Koch	5-11	188	Jr.
	9	Irvin Scott	6-1	180	Fr.
SS	23	Anthony DiMichele	5-11	188	Sr.
	36	Dakota Allosso	5-8	192	Sr.
FS	20	Alex Johnson	6-0	195	Sr.
	28	Pat Haidon	6-2	198	Sr.
CB	6	Chandler Fenner	6-1	189	Jr.
	16	Tom Mannix	6-0	179	So.
SPECIAL TEAMS					
PK	37	Rob Dornfried	5-8	182	Sr.
	14	Paul Tearson	6-1	175	Jr.
P	4	Don Lemieux	5-10	191	Sr.
	39	Corey Page	6-0	186	Jr.
KO	4	Don Lemieux	5-10	191	Sr.
	14	Paul Tearson	6-1	175	Jr.
KR	26	Andrew Zitnik	5-11	175	Fr.
	3	Mike Fess	6-0	175	Fr.
PR	1	Freddie Santana	5-9	185	Sr.
	31	Sam Auffant	6-1	184	So.
LSNP	53	Rory Sullivan	6-3	254	Sr.
	87	Alex Schneider	6-7	257	Jr.
HLD	7	Ryan Taggart	6-2	214	Jr.
	4	Don Lemieux	5-10	191	Sr.

2011 PRESEASON DEPTH CHART

(returning starters listed in bold italics)

Pos.	No.	Name	Ht.	Wt.	Yr.
OFFENSE					
LT	69	Mike McCabe	6-5	310	Sr.
	79	Billy Lang	6-6	314	Jr.
LG	75	Fred Hilow	6-4	268	Jr.
	65	Jake Keller	6-3	260	So.
C	60	Sean Whited	6-3	273	Sr.
	73	Jay Knighton	6-2	262	So.
RG	72	Kyle Cannon	6-4	290	Sr.
	78	Andrew Jameson	6-4	312	Sr.
RT	64	Kyle Pedretty	6-4	285	Jr.
	66	Casey Bessemer	6-5	279	Jr.
QB	7	Ryan Taggart	6-2	214	Sr.
	12	Mark Tolzien	6-1	193	Sr.
TB	31	Sam Auffant	6-1	193	Jr.
	22	Matt Bellomo	6-1	195	Sr.
TE	87	Alex Schneider	6-7	257	Sr.
	40	Reed Apfelbaum	6-3	217	Jr.
WR	8	Gerald Mistretta	6-1	203	Jr.
	10	Kyle Toulouse	6-0	186	So.
WR	3	Mike Fess	6-0	173	So.
	81	Clinton McCabe	6-0	191	Sr.
WR	11	Charles McCall	5-11	200	Sr.
	80	Nick Mercurio	6-1	179	Jr.
DEFENSE					
DE	53	Gary Acquah	6-2	235	So.
	51	Matthew Boyd	6-3	245	So.
DT	56	Jack Maliska	6-4	294	Jr.
	52	Eric Oldiges	6-3	287	Sr.
DE	94	Ryan McGinn	6-3	249	Sr.
	68	Michael White	6-1	277	So.
OLB	95	David Herman	6-2	224	Jr.
	43	Mike Tucker	6-2	226	So.
ILB	33	Ricky Otis	6-1	220	Sr.
	32	Roman SanDoval	5-10	212	Jr.
ILB	35	C.J. Martin	5-11	218	Sr.
	49	Pat O'Connell	6-1	228	Jr.
OLB	58	Jimmy Thomas	6-3	223	Sr.
	44	Erik Wachter	6-2	215	Jr.
CB	15	Cav Koch	5-11	183	Sr.
	9	Irvin Scott	6-1	181	So.
SS	16	Tom Mannix	6-0	175	Jr.
	27	George Sessoms	5-11	211	So.
FS	24	Philip Gough	5-11	174	So.
	34	Scotty O'Donoghue	5-11	193	So.
CB	6	Chandler Fenner	6-1	193	Sr.
	23	Andrew Zitnik	5-11	175	So.
SPECIAL TEAMS					
PK	47	Paul Tearson	6-1	177	Sr.
	47	Llazar Cuko	6-0	193	Sr.
P	39	Corey Page	6-0	174	Sr.
	37	John Macomber	5-11	199	So.
KO	47	Paul Tearson	6-1	177	Sr.
	37	John Macomber	5-11	199	So.
KR	23	Andrew Zitnik	5-11	175	So.
	3	Mike Fess	6-0	173	So.
PR	31	Sam Auffant	6-1	193	Jr.
	22	Matt Bellomo	6-1	195	Sr.
LSNP	52	Eric Oldiges	6-3	282	Sr.
	87	Alex Schneider	6-7	257	Sr.
HLD	7	Ryan Taggart	6-2	214	Sr.
	12	Mark Tolzien	6-1	193	Sr.

2011 NUMERICAL ROSTER

No.	Name	Yr.	Pos.	Ht.	Wt.	Hometown / High School
1	Chris Higgins	So.	DB	5-11	169	Miramar, Fla. / Pine Crest
2	Josh Jenkins	Sr.	WR	5-7	151	Maywood, Ill. / Proviso East
3	Mike Fess	So.	WR	6-0	173	Caldwell, N.J. / James Caldwell
4	Ryan Laughlin	Fr.	QB	6-2	210	Glen Mills, Pa. / Cardinal O'Hara
5	Francis Camara	Sr.	RB	5-9	204	Reading, Pa. / Reading
6	Chandler Fenner	Sr.	DB	6-1	193	Virginia Beach, Va. / Frank W. Cox
7	Ryan Taggart	Sr.	QB	6-2	214	Bedford, Texas / Trinity
8	Gerald Mistretta	Jr.	WR	6-1	203	Brooklyn, N.Y. / Xaverian
9	Irvin Scott	So.	DB	6-1	181	Brookline, Mass. / Brookline
10	Kyle Toulouse	So.	WR	6-0	186	Arlington, Va. / Yorktown
11	Charles McCall	Sr.	WR	5-11	200	Rancho Cucamonga, Calif. / Los Osos
12	Mark Tolzien	Sr.	QB	6-1	193	Rolling Meadows, Ill. / Fremd
13	Kevin Watson	Sr.	QB	6-4	226	Belle Mead, N.J. / Montgomery
14	Cody Butler	Fr.	DB	6-1	200	Hughesville, Pa. / Hughesville
15	Cav Koch	Sr.	DB	5-11	183	Dallas, Texas / Jesuit Prep
16	Tom Mannix	Jr.	DB	6-0	175	Kenilworth, N.J. / Brearley
17	Michael Shewchuk	Fr.	QB	6-3	187	Chicago, Ill. / Taft
18	Max Librizzi	So.	QB	6-5	226	Essex Junction, Vt. / Essex
19	Steven Elder	Fr.	QB	6-4	210	San Antonio, Texas / Alamo Heights
20	Reggie Woods	So.	RB	5-10	192	Bowie, Md. / C.H. Flowers
21	Sam Jones	Fr.	DB	6-0	170	Canal Winchester, Ohio / Canal Winchester
22	Matt Bellomo	Sr.	RB	6-1	195	Holliston, Mass. / Holliston
23	Andrew Zitnik	So.	DB	5-11	175	Warren, Ohio / Warren G. Harding
24	Philip Gough	So.	DB	5-11	174	Hinsdale, Ill. / Fenwick
26	Logan Silver	Fr.	DB	6-0	185	Eugene, Ore. / Marist Catholic
27	George Sessoms	So.	DB	5-11	211	Peabody, Mass. / St. John's Prep
28	Matt Intile	Fr.	RB	5-10	182	Freehold, N.J. / Freehold Township
29	Diego Quintanar	Fr.	DB	5-10	190	Windermere, Fla. / West Orange
30	Eddie Houghton	Jr.	RB	5-11	223	Toronto, Ontario / St. Michael's
31	Sam Auffant	Jr.	RB	6-1	193	Hampton, N.H. / Winnacunnet
32	Roman SanDoval	Jr.	LB	5-10	212	Allison Park, Pa. / Shady Side Academy
33	Ricky Otis	Sr.	LB	6-1	220	Cleves, Ohio / Elder
34	Scotty O'Donoghue	So.	DB	5-11	193	Tampa, Fla. / Sickles
35	C.J. Martin	Sr.	LB	5-11	218	Plano, Texas / Plano Senior
36	Ben Coffaro	Fr.	DB	5-9	180	Cincinnati, Ohio / Elder
37	John Macomber	So.	PK	5-11	199	Vienna, Va. / Georgetown Prep
38	Kyle Robbins	Fr.	RB	6-0	195	Kinnelon, N.J. / Kinnelon
39	Corey Page	Sr.	P	6-0	174	Tampa, Fla. / Sickles
40	Reed Apfelbaum	Jr.	TE	6-3	217	Upper St. Clair, Pa. / Upper St. Clair
41	Shane Thompson	Fr.	LB	6-1	220	Long Valley, N.J. / West Morris Central
42	Mike Wright	Sr.	TE	6-2	215	Quincy, Mass. / Boston College
43	Mike Tucker	So.	LB	6-2	226	Chester Springs, Pa. / Downingtown East
44	Erik Wachter	Jr.	LB	6-2	215	Whitehouse Station, N.J. / Hunterdon Central
45	Pete Anastasio	So.	LB	6-1	214	Camp Hill, Pa. / Camp Hill
46	Parris Johnson	Fr.	DB	6-3	200	Irving, Texas / MacArthur
47	Llazar Cuko	Sr.	PK	6-0	193	Danvers, Mass. / Beverly
47	Paul Tearson	Sr.	PK	6-1	177	Austin, Texas / A.N. McCallum
48	Michael O'Dwyer	Fr.	RB	6-0	220	Denver, Colo. / Regis Jesuit
49	Pat O'Connell	Jr.	LB	6-1	228	Framingham, Mass. / Framingham

2011 NUMERICAL ROSTER

No.	Name	Yr.	Pos.	Ht.	Wt.	Hometown / High School
50	Matt Fava	Fr.	LS	5-9	200	Wayne, N.J. / Don Bosco Prep
51	Matthew Boyd	So.	DL	6-3	245	Dallas, Texas / Bishop Lynch
52	Eric Oldiges	Sr.	DL	6-3	282	Taylor Mill, Ky. / Holy Cross
53	Gary Acquah	So.	DL	6-2	235	Bronx, N.Y. / Mount St. Michael Academy
54	Tom Kohlhauff	Fr.	DL	6-0	260	Estero, Fla. / Fort Myers
55	Aaron Lewis	Fr.	DL	6-2	230	Richmond, Va. / Hermitage
56	Jack Maliska	Jr.	DL	6-4	294	Winchendon, Mass. / Murdock
57	Daryl Howell	So.	LB	6-1	229	Richmond, Va. / Hermitage
58	Jimmy Thomas	Sr.	LB	6-3	223	Severn, Md. / Archbishop Spalding
59	Jack Daly	So.	DL	6-1	203	Hopkinton, Mass. / Hopkinton
60	Sean Whited	Sr.	OL	6-3	273	Canton, Ohio / McKinley
61	Noah McMillan	Fr.	OL	6-4	280	Southborough, Mass. / Avon Old Farms
62	Pat Restrepo	Fr.	OL	6-4	270	Chester Springs, Pa. / Downingtown East
63	Ryan Schnieber	Fr.	OL	6-4	300	Cincinnati, Ohio / St. Xavier
64	Kyle Pedretty	Jr.	OL	6-4	285	Dunedin, Fla. / Dunedin
65	Jake Keller	So.	OL	6-3	260	Cincinnati, Ohio / La Salle
66	Casey Bessemer	Jr.	OL	6-5	279	Jacksonville Beach, Fla. / Duncan U. Fletcher
67	Blake Berresford	So.	OL	6-5	285	Montoursville, Pa. / Montoursville Area
68	Michael White	So.	DL	6-1	277	Indianapolis, Ind. / Brebeuf Jesuit Prep
69	Mike McCabe	Sr.	OL	6-5	310	Watertown, Conn. / Taft
70	Emanuel Mendoza	So.	OL	6-5	297	Bronx, N.Y. / Cardinal Hayes
71	Schuyler Waterhouse	Jr.	DL	6-2	263	Phoenix, Ariz. / Westview
72	Kyle Cannon	Sr.	OL	6-4	290	Southington, Conn. / Southington
73	Jay Knighton	So.	OL	6-2	262	Pottstown, Pa. / Hill
75	Fred Hilow	Jr.	OL	6-4	268	Lakewood, Ohio / St. Edward
76	Cain Lamper	Fr.	OL	6-4	275	Muncy, Pa. / Muncy
77	Mike Chicco	So.	OL	6-5	298	South Hadley, Mass. / South Hadley
78	Andrew Jameson	Sr.	OL	6-4	312	Brockton, Mass. / Brockton
79	Billy Lang	Jr.	OL	6-6	314	Millersville, Md. / Archbishop Spalding
80	Nick Mercurio	Jr.	WR	6-1	179	Melville, N.Y. / St. Anthony's
81	Clinton McCabe	Sr.	WR	6-0	191	Poughkeepsie, N.Y. / Poughkeepsie
82	Jereme Murray	Fr.	WR	6-1	165	State College, Pa. / State College Area
83	Jon Smith	So.	WR	6-3	184	Matawan, N.J. / Matawan Regional
84	Tyler Artim	Fr.	WR	5-11	175	Whitehall, Pa. / Whitehall
85	Josh Hauser	Jr.	TE	6-4	226	Dallas, Texas / Bishop Lynch
86	Shane Taylor	Fr.	WR	5-11	173	St. Paul, Minn. / Concordia Academy
87	Alex Schneider	Sr.	TE	6-7	257	Inver Grove Heights, Minn. / St. Thomas Academy
88	Nate Stanley	So.	WR	6-2	218	Euclid, Ohio / St. Edward
89	Patrick Jarvis	Jr.	PK	5-9	159	Hopkinton, Mass. / Hopkinton
89	Jimmy Jordan	So.	WR	6-4	190	Fort Lauderdale, Fla. / Pine Crest
90	Max Phelps	Fr.	DL	6-5	235	Dublin, Ohio / Dublin Coffman
92	Charlie Murphy	Fr.	LB	6-1	215	Old Mill Creek, Ill. / Lake Forest
93	Tyler Zeoli	So.	LB	6-1	220	King of Prussia, Pa. / Upper Merion Area
94	Ryan McGinn	Sr.	DL	6-3	249	West Chester, Pa. / St. Joseph's Prep
95	David Herman	Jr.	LB	6-2	224	Cincinnati, Ohio / St. Xavier
96	Ryan Neumann	Fr.	LB	5-11	207	Saddle River, N.J. / St. Joseph Regional
97	Chase Ullman	Fr.	LB	6-2	230	Fort Lauderdale, Fla. / Pine Crest
98	Andrew Mizzone	Fr.	DL	6-4	220	Gloucester, Mass. / Gloucester
99	Ted Deily	Fr.	TE	6-3	225	Harrisburg, Pa. / Bishop McDevitt

Head Coach: Tom Gilmore; **Offensive Coordinator / Quarterbacks:** Andy McKenzie; **Defensive Coordinator / Secondary:** Richard Rogers; **Wide Receivers / Special Teams:** Cazzie Kosciolk; **Offensive Line:** Jeremy Bandy; **Linebackers:** Tom Radulski; **Defensive Line:** Antoine Smith; **Assistant Secondary:** Dakota Allosso; **Running Backs:** Matt Fanning; **Tight Ends:** Bill McCarthy; **Outside Linebackers:** Josh Reardon.

2011 ALPHABETICAL ROSTER

No.	Name	Yr.	Pos.	Ht.	Wt.	Hometown / High School
53	Gary Acquah	So.	DL	6-2	235	Bronx, N.Y. / Mount St. Michael Academy
45	Pete Anastasio	So.	LB	6-1	214	Camp Hill, Pa. / Camp Hill
40	Reed Apfelbaum	Jr.	TE	6-3	217	Upper St. Clair, Pa. / Upper St. Clair
84	Tyler Artim	Fr.	WR	5-11	175	Whitehall, Pa. / Whitehall
31	Sam Auffant	Jr.	RB	6-1	193	Hampton, N.H. / Winnacunnet
22	Matt Bellomo	Sr.	RB	6-1	195	Holliston, Mass. / Holliston
67	Blake Berresford	So.	OL	6-5	285	Montoursville, Pa. / Montoursville Area
66	Casey Bessemer	Jr.	OL	6-5	279	Jacksonville Beach, Fla. / Duncan U. Fletcher
51	Matthew Boyd	So.	DL	6-3	245	Dallas, Texas / Bishop Lynch
14	Cody Butler	Fr.	DB	6-1	200	Hughesville, Pa. / Hughesville
5	Francis Camara	Sr.	RB	5-9	204	Reading, Pa. / Reading
72	Kyle Cannon	Sr.	OL	6-4	290	Southington, Conn. / Southington
77	Mike Chieco	So.	OL	6-5	298	South Hadley, Mass. / South Hadley
36	Ben Coffaro	Fr.	DB	5-9	180	Cincinnati, Ohio / Elder
47	Llazar Cuko	Sr.	PK	6-0	193	Danvers, Mass. / Beverly
59	Jack Daly	So.	DL	6-1	203	Hopkinton, Mass. / Hopkinton
99	Ted Deily	Fr.	TE	6-3	225	Harrisburg, Pa. / Bishop McDevitt
19	Steven Elder	Fr.	QB	6-4	210	San Antonio, Texas / Alamo Heights
50	Matt Fava	Fr.	LS	5-9	200	Wayne, N.J. / Don Bosco Prep
6	Chandler Fenner	Sr.	DB	6-1	193	Virginia Beach, Va. / Frank W. Cox
3	Mike Fess	So.	WR	6-0	173	Caldwell, N.J. / James Caldwell
24	Philip Gough	So.	DB	5-11	174	Hinsdale, Ill. / Fenwick
85	Josh Hauser	Jr.	TE	6-4	226	Dallas, Texas / Bishop Lynch
95	David Herman	Jr.	LB	6-2	224	Cincinnati, Ohio / St. Xavier
1	Chris Higgins	So.	DB	5-11	169	Miramar, Fla. / Pine Crest
75	Fred Hilow	Jr.	OL	6-4	268	Lakewood, Ohio / St. Edward
30	Eddie Houghton	Jr.	RB	5-11	223	Toronto, Ontario / St. Michael's
57	Daryl Howell	So.	LB	6-1	229	Richmond, Va. / Hermitage
28	Matt Intile	Fr.	RB	5-10	182	Freehold, N.J. / Freehold Township
78	Andrew Jameson	Sr.	OL	6-4	312	Brockton, Mass. / Brockton
89	Patrick Jarvis	Jr.	PK	5-9	159	Hopkinton, Mass. / Hopkinton
2	Josh Jenkins	Sr.	WR	5-7	151	Maywood, Ill. / Proviso East
46	Parris Johnson	Fr.	DB	6-3	200	Irving, Texas / MacArthur
21	Sam Jones	Fr.	DB	6-0	170	Canal Winchester, Ohio / Canal Winchester
89	Jimmy Jordan	So.	WR	6-4	190	Fort Lauderdale, Fla. / Pine Crest
65	Jake Keller	So.	OL	6-3	260	Cincinnati, Ohio / La Salle
73	Jay Knighton	So.	OL	6-2	262	Pottstown, Pa. / Hill
15	Cav Koch	Sr.	DB	5-11	183	Dallas, Texas / Jesuit Prep
54	Tom Kohlhauff	Fr.	DL	6-0	260	Esteros, Fla. / Fort Myers
76	Cain Lamper	Fr.	OL	6-4	275	Muncy, Pa. / Muncy
79	Billy Lang	Jr.	OL	6-6	314	Millersville, Md. / Archbishop Spalding
4	Ryan Laughlin	Fr.	QB	6-2	210	Glen Mills, Pa. / Cardinal O'Hara
55	Aaron Lewis	Fr.	DL	6-2	230	Richmond, Va. / Hermitage
18	Max Librizzi	So.	QB	6-5	226	Essex Junction, Vt. / Essex
37	John Macomber	So.	PK	5-11	199	Vienna, Va. / Georgetown Prep
56	Jack Maliska	Jr.	DL	6-4	294	Winchendon, Mass. / Murdock
16	Tom Mannix	Jr.	DB	6-0	175	Kenilworth, N.J. / Brearley
35	C.J. Martin	Sr.	LB	5-11	218	Plano, Texas / Plano Senior
81	Clinton McCabe	Sr.	WR	6-0	191	Poughkeepsie, N.Y. / Poughkeepsie

2011 ALPHABETICAL ROSTER

No.	Name	Yr.	Pos.	Ht.	Wt.	Hometown / High School
69	Mike McCabe	Sr.	OL	6-5	310	Watertown, Conn. / Taft
11	Charles McCall	Sr.	WR	5-11	200	Rancho Cucamonga, Calif. / Los Osos
94	Ryan McGinn	Sr.	DL	6-3	249	West Chester, Pa. / St. Joseph's Prep
61	Noah McMillan	Fr.	OL	6-4	280	Southborough, Mass. / Avon Old Farms
70	Emanuel Mendoza	So.	OL	6-5	297	Bronx, N.Y. / Cardinal Hayes
80	Nick Mercurio	Jr.	WR	6-1	179	Melville, N.Y. / St. Anthony's
8	Gerald Mistretta	Jr.	WR	6-1	203	Brooklyn, N.Y. / Xaverian
98	Andrew Mizzoni	Fr.	DL	6-4	220	Gloucester, Mass. / Gloucester
92	Charlie Murphy	Fr.	LB	6-1	215	Old Mill Creek, Ill. / Lake Forest
82	Jereme Murray	Fr.	WR	6-1	165	State College, Pa. / State College Area
96	Ryan Neumann	Fr.	LB	5-11	207	Saddle River, N.J. / St. Joseph Regional
49	Pat O'Connell	Jr.	LB	6-1	228	Framingham, Mass. / Framingham
34	Scotty O'Donoghue	So.	DB	5-11	193	Tampa, Fla. / Sickles
48	Michael O'Dwyer	Fr.	RB	6-0	220	Denver, Colo. / Regis Jesuit
52	Eric Oldiges	Sr.	DL	6-3	282	Taylor Mill, Ky. / Holy Cross
33	Ricky Otis	Sr.	LB	6-1	220	Cleves, Ohio / Elder
39	Corey Page	Sr.	P	6-0	174	Tampa, Fla. / Sickles
64	Kyle Pedretty	Jr.	OL	6-4	285	Dunedin, Fla. / Dunedin
90	Max Phelps	Fr.	DL	6-5	235	Dublin, Ohio / Dublin Coffman
29	Diego Quintanar	Fr.	DB	5-10	190	Windermere, Fla. / West Orange
62	Pat Restrepo	Fr.	OL	6-4	270	Chester Springs, Pa. / Downingtown East
38	Kyle Robbins	Fr.	RB	6-0	195	Kinnelon, N.J. / Kinnelon
32	Roman SanDoval	Jr.	LB	5-10	212	Allison Park, Pa. / Shady Side Academy
87	Alex Schneider	Sr.	TE	6-7	257	Inver Grove Heights, Minn. / St. Thomas Academy
63	Ryan Schnieber	Fr.	OL	6-4	300	Cincinnati, Ohio / St. Xavier
9	Irvin Scott	So.	DB	6-1	181	Brookline, Mass. / Brookline
27	George Sessoms	So.	DB	5-11	211	Peabody, Mass. / St. John's Prep
17	Michael Shewchuk	Fr.	QB	6-3	187	Chicago, Ill. / Taft
26	Logan Silver	Fr.	DB	6-0	185	Eugene, Ore. / Marist Catholic
83	Jon Smith	So.	WR	6-3	184	Matawan, N.J. / Matawan Regional
88	Nate Stanley	So.	WR	6-2	218	Euclid, Ohio / St. Edward
7	Ryan Taggart	Sr.	QB	6-2	214	Bedford, Texas / Trinity
86	Shane Taylor	Fr.	WR	5-11	173	St. Paul, Minn. / Concordia Academy
47	Paul Tearson	Sr.	PK	6-1	177	Austin, Texas / A.N. McCallum
58	Jimmy Thomas	Sr.	LB	6-3	223	Severn, Md. / Archbishop Spalding
41	Shane Thompson	Fr.	LB	6-1	220	Long Valley, N.J. / West Morris Central
12	Mark Tolzien	Sr.	QB	6-1	193	Rolling Meadows, Ill. / Fremd
10	Kyle Toulouse	So.	WR	6-0	186	Arlington, Va. / Yorktown
43	Mike Tucker	So.	LB	6-2	226	Chester Springs, Pa. / Downingtown East
97	Chase Ullman	Fr.	LB	6-2	230	Fort Lauderdale, Fla. / Pine Crest
44	Erik Wachter	Jr.	LB	6-2	215	Whitehouse Station, N.J. / Hunterdon Central
71	Schuyler Waterhouse	Jr.	DL	6-2	263	Phoenix, Ariz. / Westview
13	Kevin Watson	Sr.	QB	6-4	226	Belle Mead, N.J. / Montgomery
68	Michael White	So.	DL	6-1	277	Indianapolis, Ind. / Brebeuf Jesuit Prep
60	Sean Whited	Sr.	OL	6-3	273	Canton, Ohio / McKinley
20	Reggie Woods	So.	RB	5-10	192	Bowie, Md. / C.H. Flowers
42	Mike Wright	Sr.	TE	6-2	215	Quincy, Mass. / Boston College
93	Tyler Zeoli	So.	LB	6-1	220	King of Prussia, Pa. / Upper Merion Area
23	Andrew Zitnik	So.	DB	5-11	175	Warren, Ohio / Warren G. Harding

Head Coach: Tom Gilmore; **Offensive Coordinator / Quarterbacks:** Andy McKenzie; **Defensive Coordinator / Secondary:** Richard Rogers; **Wide Receivers / Special Teams:** Cazzie Kosciolk; **Offensive Line:** Jeremy Bandy; **Linebackers:** Tom Radulski; **Defensive Line:** Antoine Smith; **Assistant Secondary:** Dakota Allosso; **Running Backs:** Matt Fanning; **Tight Ends:** Bill McCarthy; **Outside Linebackers:** Josh Reardon.

COACHING STAFF



TOM GILMORE HEAD COACH

Tom Gilmore is in his eighth season as the head football coach at the College of the Holy Cross in 2011. The Crusaders stand 36-20 overall and 22-8 in the Patriot League over the last five seasons under Gilmore's leadership, both of which are the best marks in the conference during that time frame. Gilmore has also coached three-time Patriot League Offensive Player of the Year and three-time Walter Payton Award finalist Dominic Randolph.

In 2010, Gilmore led the Crusaders to their sixth straight winning season with an overall record of 6-5, including a 4-2 mark against Patriot League foes. As a team, Holy Cross led the league in kickoff returns (24.1 yards/return) and punt returns (15.9 yards/return), while standing third in scoring offense (22.6), passing offense (224.0 yards/game) and net punting (34.3 yards/punt). Eleven different Crusaders earned All-Patriot League honors at the conclusion of the season, including six first team selections.

During the 2009 campaign, Gilmore led Holy Cross to its first Patriot League championship since 1991, with an overall mark of 9-3 and a 5-1 record in conference play. The Crusaders also advanced to the NCAA Playoffs for only the second time in school history, suffering a narrow 38-28 road loss to eventual national champion Villanova in the first round. Gilmore's 2009 team led the Patriot League in scoring offense (32.2 points/game), net punting (35.0 yards/punt) and punt returns (9.5 yards/return), while ranking fourth in the nation in passing offense (314.9 yards/game) and sixth in total offense (433.6 yards/game).

As the conclusion of the 2009 campaign, two of Gilmore's players were named All-Americans, while the Crusaders totaled 15 All-Patriot League selections and four spots on the All-New England team. In addition, he was named the Patriot League Coach of the Year and the New England Coach of the Year, and was a finalist for the Eddie Robinson Award and the Liberty Mutual Coach of the Year award.

In 2008, Gilmore's Crusaders posted an overall record of 7-4 and finished second in the Patriot League with a 5-1 conference record. Holy

GILMORE'S COACHING RECORD

<i>Year</i>	<i>School</i>	<i>Overall Record</i>	<i>League Record</i>	<i>League Place</i>
2004	Holy Cross	3-8	1-5	6th
2005	Holy Cross	6-5	3-3	4th
2006	Holy Cross	7-4	4-2	3rd
2007	Holy Cross	7-4	4-2	2nd
2008	Holy Cross	7-4	5-1	2nd
2009	Holy Cross	9-3	5-1	1st
2010	Holy Cross	6-5	4-2	2nd
<i>Career Totals</i>		45-33	26-16	

Cross led the league in scoring offense (34.4 points/game), passing offense (348.9 yards/game) and total offense (455.4 yards/game), while ranking first in the nation in first downs (25.9 first downs/game). In 2008, Gilmore had 11 players named All-Patriot League and four players selected All-New England.

During the 2007 campaign, Gilmore led Holy Cross to an overall mark of 7-4, while placing second in the Patriot League at 4-2. The Crusaders led the conference in total offense (463.4 yards/game), scoring offense (35.9 points/game), passing offense (335.2 yards/game), turnover margin (+1.0 turnovers/game) and pass efficiency (140.0 rating), while standing second in pass defense (183.8 yards/game) and pass efficiency defense (117.0 rating). Seven of Gilmore's players earned All-Conference honors in 2007, with wide receiver Ryan Maher being selected a first team All-American.

In 2006, Gilmore was named the Patriot League Coach of the Year, after his squad posted an overall record of 7-4, while finishing just a game out of first place in the conference at 4-2. The Crusaders nearly tied for the league title, as they suffered a one-point loss at Colgate in the season finale. Holy Cross also led the Patriot League in several statistical categories, including total offense (384.4 yards per game), passing offense (271.5 yards per game), pass efficiency defense (108.4 rating), first downs (239) and third down conversions (46.3 percent). In addition, seven members of Gilmore's team earned All-Patriot League honors.

During the 2005 campaign, Gilmore led the Crusaders to an overall record of 6-5 and a fourth place finish in the Patriot League with a 3-3 mark in conference games. In addition, Gilmore's team posted a 13-10 road victory over 10th-ranked Lehigh, good for the school's first win against a ranked opponent since the 2000 season. Following the conclusion of the 2005 campaign, seven Crusaders earned All-Patriot League honors, with tailback / kick returner Steve Silva being named a consensus first team All-American, and earning National Special Teams Player of the Year honors from Don Hansen's National Weekly Football Gazette. Gilmore's 2005 team also led the Patriot League in turnover margin (+1.0 turnovers per game), kickoff returns (23.4 yards per return), punt returns (16.0 yards per return) and red zone efficiency (scoring 90.5 percent of the time).

In 2004, Gilmore's first Holy Cross squad finished with an overall record of 3-8, rebounding from an 0-5 start to finish 3-3 in their final six

GILMORE'S COACHING FILE

<i>Years</i>	<i>School</i>	<i>Position</i>
1986	Pennsylvania	Assistant Defensive Line Coach
1987-1989	Columbia	Defensive Line Coach
1990-1991	Pennsylvania	Offensive Line Coach
1992-1995	Dartmouth	Offensive Line Coach
1996	Dartmouth	Linebackers Coach
1997-1999	Dartmouth	Defensive Coordinator
2000-2003	Lehigh	Defensive Coordinator
2004-2011	Holy Cross	Head Coach

COACHING STAFF

GILMORE VS. ALL OPPONENTS

<i>Opponent</i>	<i>W</i>	<i>L</i>	<i>PF</i>	<i>PA</i>
<i>Brown</i>	<i>4</i>	<i>1</i>	<i>172</i>	<i>148</i>
<i>Bucknell</i>	<i>5</i>	<i>2</i>	<i>235</i>	<i>155</i>
<i>Colgate</i>	<i>3</i>	<i>4</i>	<i>176</i>	<i>197</i>
<i>Dartmouth</i>	<i>6</i>	<i>1</i>	<i>214</i>	<i>119</i>
Delaware	0	1	23	35
Duquesne	0	1	7	31
<i>Fordham</i>	<i>4</i>	<i>3</i>	<i>219</i>	<i>186</i>
<i>Georgetown</i>	<i>6</i>	<i>1</i>	<i>225</i>	<i>85</i>
<i>Harvard</i>	<i>2</i>	<i>5</i>	<i>123</i>	<i>204</i>
Howard	1	0	38	7
<i>Lafayette</i>	<i>4</i>	<i>3</i>	<i>192</i>	<i>235</i>
<i>Lehigh</i>	<i>4</i>	<i>3</i>	<i>176</i>	<i>165</i>
Marist	2	0	71	13
<i>Massachusetts</i>	<i>0</i>	<i>3</i>	<i>79</i>	<i>116</i>
Northeastern	1	1	56	45
Sacred Heart	2	0	108	42
San Diego	0	1	31	37
Villanova	0	1	28	38
Yale	1	2	67	88
<i>Career Totals</i>	<i>45</i>	<i>33</i>	<i>2240</i>	<i>1946</i>
<i>Average Points</i>			<i>28.7</i>	<i>24.9</i>

Bold italics indicate 2011 opponents.

games. The Crusaders tripled the team's win total from the year prior to his arrival, and finished among the Patriot League leaders in both kickoff returns (first, 23.7 yards per return) and passing offense (second, 207.3 yards per game).

Gilmore was introduced as the 27th head football coach in Holy Cross history on January 8, 2004, after serving as defensive coordinator at Lehigh University for the previous four seasons. During his time with the Mountain Hawks, he helped lead the team to an overall record of 39-9, two undefeated regular seasons, two Patriot League championships and two trips to the NCAA Division I-AA playoffs. Gilmore also helped Lehigh to first round playoff victories in both 2000 and 2001, with the Mountain Hawks winning the 2001 Lambert Cup.

In 2003, he shaped the Lehigh defense into one of the top defenses in all of Division I-AA football. The Mountain Hawks were ranked at the top of the Patriot League in several categories, including scoring defense (first, 16.8 points per game), sacks (first, 34 for a loss of 177 yards), rushing defense (second, 126.2 yards per game), total defense (second, 304.9 yards per game) and pass defense (third, 178.7 yards per game). Lehigh also led the conference and ranked among the national leaders in first downs allowed (just 16 per game) and third down defense (23.8 percent conversions allowed).

In 2001, Gilmore was named the American Football Coaches Association Assistant Coach of the Year, after molding a young and inexperienced

defense into a unit that allowed just 15.8 points and 86.6 rushing yards per game. The Mountain Hawks ranked fifth in the nation in rushing yards allowed and 12th in the nation in points allowed that season. Lehigh also ranked 19th in the nation in total defense (295.0) and fifth in turnover margin (+1.30). Three of his players were named to the 2001 All-Patriot League team, including Patriot League Defensive Player of the Year Abdul Byron.

In his first season at the helm of the Lehigh defense, Gilmore helped the Mountain Hawks rank sixth in the nation in scoring defense (14.5 points per game), and fifth in both rushing defense (98.0 yards per game) and turnover margin (+1.45 per game). In addition, the team ranked fourth in the nation in interceptions (22) and scored five defensive touchdowns.

Prior to his time at Lehigh, Gilmore coached at Dartmouth College for eight seasons. While at Dartmouth, he served as offensive line coach, linebackers coach and defensive coordinator. He helped the Big Green to two Ivy League titles, and in the 1996 season, Dartmouth finished the year ranked 17th in the nation after posting a perfect 10-0 mark. Gilmore also helped Dartmouth to a 22-game unbeaten streak from 1995-1997, which still ranks as the third-longest unbeaten streak in Division I-AA history. In addition, Gilmore coached a team of Ivy League All-Stars to a victory in the 1996 Epsom Ivy Bowl in Osaka, Japan.

As Dartmouth's defensive coordinator during the 1997 season, he led one of the best defensive units in the school's recent history. The Big Green ranked second in the nation in rushing defense, allowing just 77.3 yards per game and 2.3 yards per carry. Dartmouth also allowed just 16.5 points per game in 1997, while recording 40 quarterback sacks, 57 tackles for loss and 17 interceptions in 10 games. Gilmore's defense also scored four touchdowns that season, two of which were game-winning scores.

Gilmore began his coaching career as an assistant defensive line coach at the University of Pennsylvania in 1986. From 1987-1989 he served as the defensive line and outside linebackers coach at Columbia, before returning to Penn in 1990. He coached the Quakers offensive line for two seasons before heading north to Dartmouth.

An Academic All-American at the University of Pennsylvania, Gilmore graduated in 1986 with a bachelor's degree in computer mathematics. He helped lead the Quakers to four consecutive Ivy League titles, while earning All-America honors during his junior and senior years. As a senior in 1985, Gilmore received the Asa S. Bushnell Cup as the Ivy League Player of the Year, and he remains one of only two linemen to have ever claimed the award. He also earned the George A. Munger Award as the team's Most Valuable Player, and the Class of 1917 Award as Penn's top scholar athlete.

During his playing days, Gilmore set school career records for both quarterback sacks and tackles for loss, while being named National Player of the Week by Sports Illustrated following the final game of his career against Dartmouth. He was also named one of 11 National Scholar Athletes by the National Football Foundation and College Hall of Fame in 1985. After graduating from Penn, Gilmore signed with the British Columbia Lions of the Canadian Football League, where he played that summer at outside linebacker.

Born September 25, 1964, Gilmore and his wife, Joan, reside in Shrewsbury, Mass., with their two children, Sarah and John.

COACHING STAFF



ANDY MCKENZIE **OFFENSIVE COORDINATOR**

Andy McKenzie is in his fourth year on Tom Gilmore's coaching staff in 2011, and his first season as offensive coordinator. McKenzie served as the quarterbacks coach during his first three seasons with the Crusaders, and will continue to coach the quarterbacks along with his duties as offensive coordinator.

During his first three seasons at Holy Cross, McKenzie was instrumental in the development of 2008 and 2009 Patriot League Offensive Player of the Year Dominic Randolph, and helped the team to the 2009 Patriot League championship.

McKenzie came to the Crusaders after spending six seasons as the offensive coordinator and quarterbacks coach at Allegheny College. During his time at Allegheny, McKenzie helped lead the Gators to the 2003 North Coast Athletic Conference title and a trip to the NCAA Division III Playoffs, with a perfect 7-0 mark in league games. His 2003 offense set 17 school records, while in 2006 his offense posted 2,505 passing yards, the second-most in school history. McKenzie's offenses featured a number of standout players during his six seasons at Allegheny, including running back Mario Tarquinio (3,187 rushing yards from 2003-2006) and quarterback Jimmy Savage (5,181 passing yards from 2003-2006).

Prior to his time with the Gators, McKenzie spent two seasons as the quarterbacks coach and recruiting coordinator and Williams College, where he was also an assistant baseball coach. He was also an assistant coach at Northeastern University from 1997-2000, working with the wide receivers for three seasons and the secondary for one year. In addition, McKenzie served as Northeastern's recruiting coordinator during his last two years with the Huskies.

McKenzie earned his bachelor's degree in English from Allegheny College in 1996, and went on to earn a master's degree in Exercise Science and Health Promotion from California (Pa.) University in 2006. During his undergraduate days at Allegheny, he was a three-year letterwinner at wide receiver, earning first team All-North Coast Athletic Conference honors in 1993 and 1994.

McKenzie and his wife, Salwa, reside in Worcester with their son (Braeden) and daughter (Yasmine).



RICHARD RODGERS **DEFENSIVE COORDINATOR**

Richard Rodgers is in his seventh year on the Crusader coaching staff in 2011, and his sixth year as defensive coordinator. In his first five seasons as defensive coordinator, he has directed a unit which has developed into one of the top defenses in the Patriot League.

During the 2009 campaign, Rodgers helped lead the Crusaders to the Patriot League championship. In Holy Cross' six conference games during the 2009 season, Rodgers' defense ranked second in the Patriot

League in scoring defense (21.8 points per game) and pass defense (211.7 yards per game). In addition, five Crusaders earned All-Patriot League honors on the defensive side of the ball in 2009, with four of them be-

ing first team selections. Holy Cross also had five defensive All-Patriot League selections in 2010, and had four players from the defense named all-conference in 2008.

In 2006, Rodgers' defense ranked second in the conference overall in scoring defense (21.4 points per game) and passing defense (176.0 yards per game). He was also instrumental in the development of cornerback Casey Gough, who was a three-time All-Patriot League selection from 2005-2007.

Rodgers came to the Crusaders from New Mexico State University, where he spent four years working with the secondary. During Rodgers' time at New Mexico State, the Aggies improved from 87th to 40th in the nation in total defense. New Mexico State totaled 45 interceptions during his four years as secondary coach, while lowering its passing yardage allowed during each of his final three seasons. Among the players he coached at New Mexico State was All-Sun Belt Conference cornerback Tony Lukins.

Previously, Rodgers spent four seasons at Portland State University, where he coached the cornerbacks and special teams, in addition to serving as the team's strength and conditioning coordinator. During the 2000 season, Rodgers helped lead Portland State to an overall record of 8-4 and a trip to the NCAA Division I-AA playoffs. He also coached two All-Big Sky Conference performers during his time with the Vikings.

Rodgers also spent two years as an assistant coach at San Jose State University, working with the secondary and special teams. In addition, Rodgers coached for the Scottish Claymores of NFL Europe in 1998, and was a coaching intern with the Oakland Raiders in 1996. He began his coaching career at Diablo Valley Community College.

Rodgers is an 1992 graduate of the University of California, where he was a two-time second team All Pacific-10 Conference selection from 1980-1984. He was the special teams captain for the Golden Bears for three seasons, and called "The Play" in the huddle to defeat Stanford in 1982. Rodgers was the second and fourth player to handle the ball on the famed five-lateral last play touchdown return. He also played professionally in both the Canadian Football League and the Arena Football League.

Rodgers has three children (Kayla, Richard and Christopher).



CAZZIE KOSCIOLEK **WIDE RECEIVERS /** **SPECIAL TEAMS**

Cazzie Kosciolk is in his fifth year on Tom Gilmore's coaching staff in 2011, and his fourth season as the wide receivers coach and special teams coordinator. During the 2010 season, Kosciolk's special teams unit ranked first in the Patriot League in kickoff returns (24.1 yards / return), punt returns (15.9 yards / return) and kickoff coverage (42.2 net yards / kickoff). A number of his wide receivers also had strong seasons in 2010, with Bill Edger

and Freddie Santana both earning All-Patriot League honors. Kosciolk also had two all-conference selections at wide receiver in 2009, with Santana and Luke Chmielinski being honored.

Previously in 2008, Kosciolk coached a group of wide receivers which featured first team All-Patriot League selection Jon Brock, and a special teams unit which including All-New England kick returner Brett McDermott. Kosciolk previously served as the Crusaders' running backs coach in 2007.

COACHING STAFF

Kosciolek came to Holy Cross from Newberry (S.C.) College, where he served as the offensive coordinator and offensive line coach during the 2006 season. He helped lead the Indians to an 11-2 record in 2006, including the first NCAA playoff appearance and victory in school history. His offense averaged 392.3 yards and 30.7 points per game, and ranked second in the nation with a 158.1 pass efficiency rating.

Kosciolek also worked at Newberry during the 2005 season, as the offensive line coach. He previously served as the offensive coordinator and quarterbacks coach at Fort Scott (Kan.) Community College in 2004. From 2002-2003, Kosciolek was the offensive line coach at Hofstra University. He began his coaching career at the University of New Haven, where he served as the offensive line and wide receivers coach.

Kosciolek is a 1997 graduate of Boston University, where he was a two-year letterwinner at quarterback. He was a member of the 1993 Yankee Conference championship team, and played on squads which made two trips to the NCAA Division I-AA playoffs. He went on to play his fifth year at the University of New Haven in 1997, leading the Chargers to an overall record of 13-2 and a trip to the NCAA Division II championship game. Kosciolek was named a first team All-American following the 1997 season, and finished third in the voting for the Harlon Hill Trophy as the Division II Player of the Year.

A native of Summit Hill, Pa., Kosciolek and his wife, Christy, reside in Sturbridge with their sons, Owen and Max.



JEREMY BANDY **OFFENSIVE LINE**

Jeremy Bandy is in his sixth season on the Holy Cross coaching staff in 2011, and his fourth year as the offensive line coach. During the 2009 campaign, four out of the five starters on the Crusader offensive line earned All-Patriot League honors, with Chris Poole being named to the first team and Aaron Jones, Mike McCabe and Chris Smith all being second team selections.

In 2008, two of Bandy's players earned All-Patriot League honors, in Jones and Poole.

During his first two seasons with the Crusaders, Bandy served as the tight ends coach, helping to guide the career of first team All-Patriot League selection Ryan McGuire.

Bandy came to Holy Cross from Allegheny College, where he served as the offensive line coach for four seasons. In 2004, Bandy guided an offensive line which paved the way for the Gators to rush for 1,657 yards and 16 touchdowns, with tackle Mike Nemeth earning first team All-North Coast Athletic Conference honors.

A 2001 graduate of Baldwin-Wallace College, Bandy played both center and guard on the offensive line for the Yellow Jackets. During his undergraduate days at Baldwin-Wallace, he also served as a recruiting assistant in the football office.

Bandy resides in Worcester.



TOM RADULSKI **LINEBACKERS**

Tom Radulski is in his first season as a member of the Holy Cross coaching staff in 2011, serving as the linebackers coach. He joins the Crusaders after spending the previous 11 seasons as the defensive coordinator at Bowdoin College.

During his time at Bowdoin, Radulski coached both the linebackers and the secondary, in addition to serving as the team's director of football operations. In addition, he was an assistant softball coach during his first three

years at Bowdoin, and an assistant men's lacrosse coach in his final eight seasons at the school.

Prior to his time at Bowdoin, Radulski served as the head coach at Sacred Heart from 1997-1999. He led the team during its transition from Division II to the Division I-AA level. Radulski was previously the head coach at UMass-Lowell from 1993-1996, where he took a part-time club football program to the Division II level.

From 1989-1992, Radulski was the defensive coordinator at Columbia. During the 1989 season, he worked alongside current Holy Cross head coach Tom Gilmore, who was then serving as the Lions' defensive line coach.

Radulski's other coaching stops include time at Allegheny College, Colby College, Hamilton College and New Hampshire.

Radulski earned his bachelor's degree in history from New Hampshire in 1979, and went on to earn a master's degree in public administration from New Hampshire in 1984.



ANTOINE SMITH **DEFENSIVE LINE**

Antoine Smith is in his first season as a member of Tom Gilmore's coaching staff in 2011, serving as the defensive line coach. He joins the Crusaders after spending the previous two seasons as the defensive line coach at Miami (Ohio) University.

During the 2010 season, Smith helped lead the RedHawks to the Mid-American Conference title, and a victory in the GoDaddy.com Bowl. In addition, defensive tackle Austin Brown earned second team All Mid-American

Conference honors in 2010.

Prior to his time at Miami (Ohio), Smith served as the defensive line coach at Youngstown State from 2006-2008, with the Penguins winning the 2006 Gateway Conference championship and advancing to the NCAA semifinals. His unit had six All-Missouri Valley Conference selections in his three seasons, including third team All-American Mychal Savage.

Smith was previously the defensive line coach at Lafayette from 2004-2005, helping the Leopards to a pair of Patriot League co-championships and two NCAA playoff appearances. During the 2005 campaign, he helped to direct a defense which ranked ninth in the nation in scoring defense (17.0 points per game), 11th in total defense (296.9 yards per game), 19th in pass defense (166.9 yards per game) and 28th in rush defense (130.0 yards per game).

Before moving to Lafayette, Smith spent the 2003 season as the defensive line coach at Maine. The Black Bears finished with a 7-5 mark, while Smith's entire front-line unit received All-Atlantic 10 accolades.

COACHING STAFF

Smith previously spent the 2002 season as the defensive line coach and strength and conditioning coordinator at Minot State in North Dakota. He helped guide Minot State to the 2002 Dakota Athletic Conference championship, a 9-2 record and a berth in the NAIA playoffs, the Beavers' first since 1994.

Smith earned his bachelor's degree in physical education and kinesiology from Maine in 2001, and his master's degree in health and human performance from Minot State in 2004. He was a three-year starter at defensive tackle and a four-year letterwinner for Maine from 1996-1999.



DAKOTA ALLOSSO **ASSISTANT SECONDARY**

Dakota Allosso is in his first season on Tom Gilmore's coaching staff in 2011, serving as an assistant secondary coach. Allosso graduated from Holy Cross in December of 2010 with a degree in history and political science.

During his days as an undergraduate, Allosso was a member of the Holy Cross football team from 2006-2010 as a defensive back. Following the 2010 campaign, he received the Connor Award as the Holy Cross senior who

was the person the players are most proud of as a teammate, in a vote of the varsity squad. Allosso previously took home the team's Unsung Hero Award in 2009, as the player who supported the squad spiritually, emotionally and physically for the good of the team.



MATT FANNING **RUNNING BACKS**

Matt Fanning is in the first year of his second stint on Tom Gilmore's coaching staff in 2011, serving as the running backs coach. Fanning comes back to Holy Cross from Boston College, where he was a graduate assistant coach during the 2009 and 2010 seasons. During his two years with the Eagles, he helped the team to an overall record of 15-11 and a pair of bowl game appearances.

Fanning previously served as Holy Cross' running backs coach during the 2008 campaign. During the 2008 season, he helped lead the team to an overall record of 7-4 and a 5-1 mark in the Patriot League, with tailback Mike Kiel earning second team All-Patriot League honors.

A 2007 Holy Cross graduate, Fanning earned two letters as a wide receiver for the Crusaders. During his senior season in 2006, Fanning ranked fourth on the team in receiving with 35 catches for 475 yards and four touchdowns. He was also the team's top punt returner, averaging 10.4 yards on 20 returns. Following the 2006 season, Fanning received both the Msgr. George S. L. Connor Award and the Daniel Allen Sportsmanship Award. He was also selected to the Patriot League Academic Honor Roll as a junior in 2005.

Fanning resides in Marlborough.



BILL MCCARTHY **TIGHT ENDS**

Bill McCarthy is in the first year of his second stint on Tom Gilmore's coaching staff in 2011, serving as the tight ends coach. He returns to Worcester after spending the last year as a defensive assistant coach at Villanova. During his only year on the staff, he helped lead the Wildcats to an overall record of 9-5 and a trip to the NCAA semifinals.

Previously, McCarthy served as Holy Cross' running backs coach during the 2009 campaign, as the Crusaders won the Patriot League title with an overall record of 9-3.

Prior to his first stint at Holy Cross, he spent the 2008 season as a graduate assistant coach at Springfield College. During his time at Springfield, McCarthy coached the defensive ends and long snappers. He also coordinated the team's video setup and editing for all games and practices. Previously, McCarthy was a coaching intern at Maine Maritime Academy during the 2007 season. He coached the wide receivers and long snappers, in addition to coordinating the defensive, kickoff and kick return scout teams.

A 2007 Holy Cross graduate, McCarthy earned two letters for the Crusaders as an offensive lineman and long snapper. He was honored as the 2006 WTAG Special Teams Player of the Year, and was named to the Patriot League Academic Honor Roll in both 2005 and 2006.

McCarthy resides in Worcester.



JOSH REARDON **OUTSIDE LINEBACKERS**

Josh Reardon is in his first season as a member of the Crusader coaching staff in 2011, serving as the outside linebackers coach. He joins the Crusaders after spending the previous three seasons at Sacred Heart.

During the 2010 campaign, Reardon served as Sacred Heart's defensive coordinator, in addition to coaching the secondary. He was previously the Pioneers' secondary coach in 2009 and defensive line coach in 2008.

Reardon previously spent two seasons as a graduate assistant coach at Central Michigan from 2006-2007, assisting with the defensive line and the inside linebackers.

A 2006 graduate of Central Michigan, Reardon earned his bachelor's degree in physical education with a minor in history. He was a four-year letterman for the Chippewa's from 2001-2004, serving as the team's long snapper.

PLAYER PROFILES



GARY ACQUAH
SOPHOMORE • 6-2 • 235
DEFENSIVE LINEMAN
BRONX, N.Y.
MOUNT ST. MICHAEL ACADEMY
AS A FRESHMAN IN 2010:

- Did not see any varsity action.
- HIGH SCHOOL:**
- Played for head coach Mario Valentini at Mount St. Michael Academy.
- Served as team captain during his junior and senior seasons.

- Named first team All-State, first team All-City and first team All-Bronx as a senior.
- A three-time All-Catholic High School Football League selection.
- Selected as the Bronx / Manhattan Player of the Year by the *New York Post* as a senior.
- Totaled 64 tackles and eight sacks during his senior year, while leading Mount St. Michael to the CHSFL title.
- Recorded 169 tackles over the course of his high school career, in addition to rushing for 1,318 yards and 23 touchdowns as a fullback.
- Also lettered in basketball, and earned All-League honors.
- Member of National Honor Society.

PERSONAL:

- Son of William and Vera Acquah.
- Has one brother (Kenneth).
- Majoring in Sociology.



PETE ANASTASIO
SOPHOMORE • 6-1 • 214
LINEBACKER
CAMP HILL, PA.
CAMP HILL H.S.
AS A FRESHMAN IN 2010:

- Played in one game, seeing action against Bucknell on special teams.
- Selected to the Patriot League Academic Honor Roll.
- HIGH SCHOOL:**
- Played for head coach Frank Kindler at Camp

Hill High School.

- Served as team captain during his senior season.
- Earned Mid-Pennsylvania Conference first team All-Patriot Division honors on both offense and defense in 2009.
- Selected All-Academic and third team All-State by the *Pennsylvania Football News*.
- Named second team All-Area by the *Carlisle Sentinel*.
- Recorded 119 tackles, 18 tackles for loss and three sacks during his senior year.
- Totaled 258 tackles and 16 sacks over the course of his high school career.
- Also lettered in wrestling, and was the district runner-up at 171 pounds in 2008.
- Vice President of National Honor Society.

PERSONAL:

- Son of Paul and Alexandra Anastasio.
- Has two brothers (Joe and Nick).
- Brother, Joe, played football at the University of Pennsylvania.
- Brother, Nick, played football at Brown University.
- Father played football at Lehigh, earning All-East honors in 1981.
- Great uncle, Edward Paquette, graduated from Holy Cross in 1957.
- Majoring in Economics and Accounting.



REED APFELBAUM
JUNIOR • 6-3 • 217
TIGHT END
UPPER ST. CLAIR, PA.
UPPER ST. CLAIR H.S.
AS A SOPHOMORE IN 2010:

- Played in all 11 games as a backup tight end and on special teams.
- Caught two passes on the season for 20 yards.
- Had a 14-yard reception at Dartmouth.
- Recorded one catch for six yards in the victo-

ry over Brown, in addition to making two solo tackles on special teams.

- Made one special teams tackle at Massachusetts.
- Named to the Patriot League Academic Honor Roll.

AS A FRESHMAN IN 2009:

- Selected to the Patriot League Academic Honor Roll.
- Did not see any varsity action.

HIGH SCHOOL:

- Played for head coach Jim Render at Upper St. Clair High School.
- A unanimous first team All-Great Southern Conference selection at running back.
- Named first team All-Western Pennsylvania Interscholastic Athletic League at linebacker.
- Helped lead team to the 2006 Pennsylvania Class AAAA state championship.
- Rushed for 405 yards and 10 touchdowns during his senior season, while catching 28 passes for 370 yards and a score.
- Named to the Pennsylvania Interscholastic Athletic Association All-Academic team.
- Also earned three letters in basketball, serving as team captain during his senior year.
- Member of National Honor Society.

PERSONAL:

- Son of Joann Reed and Neil Apfelbaum.
- Majoring in Economics.

APFELBAUM'S RECEIVING STATISTICS

YEAR	GP-GS	REC	YARDS	AVG	TD	LONG
2010	11-0	2	20	10.0	0	14

PLAYER PROFILES



TYLER ARTIM
FRESHMAN • 5-11 • 175
WIDE RECEIVER
WHITEHALL, PA.
WHITEHALL H.S.

HIGH SCHOOL:

- Played for head coach Tony Trisciani at Whitehall High School.
- Served as team captain during his senior season.
- Earned Class AAAA first team All-State honors in 2010.

- Named first team All-Lehigh Valley Conference as both a wide receiver and a cornerback.
- Team finished as the district runner-up in 2010, and won the conference championship in 2009.
- Caught 65 passes for 827 yards during his senior year, setting school records in both categories.
- Finished his high school career as Whitehall's all-time leader with 137 catches, 1,757 receiving yards and 17 touchdown receptions.
- Also lettered in track.

PERSONAL:

- Son of David and April Artim.
- Has one brother (Travis) and two sisters (Meghann and Alexandra).
- Brother played football at Lehigh.
- Has not yet declared a major.



SAM AUFFANT
JUNIOR • 6-1 • 193
RUNNING BACK
HAMPTON, N.H.
WINNACUNNET H.S.

AS A SOPHOMORE IN 2010:

- Played in all 11 games at tailback, starting nine times.
- Led the team in rushing with 451 yards and two touchdowns on 118 carries.
- Finished the season ranked eighth in the Patriot League in rushing yards.

- Also caught 20 passes for 117 yards.
- Set career highs at Dartmouth with 71 rushing yards on 22 carries and six receptions for 45 yards.
- Ran 11 times for 51 yards and a touchdown in the win over Fordham.
- Carried eight times for 31 yards and a score in the victory over Howard.
- Rushed 16 times for 69 yards and caught two passes for 27 yards during the win at Lafayette.
- Ran the ball 20 times for 66 yards in the victory at Colgate.

AS A FRESHMAN IN 2009:

- Did not see any varsity action.

HIGH SCHOOL:

- Spent one postgraduate year at Phillips Academy in Andover, Mass., playing for head coach Leon Modeste.
- During his one season at Phillips Academy, totaled 778 rushing yards, 314 receiving yards and nine touchdowns.
- Previously played at Winnacunnet High School.

- Earned first team All-State honors during his senior year, after being an honorable mention All-State selection as a junior.
- Selected to play in the Shrine Maple Sugar Bowl All-Star game.
- Rushed for 1,092 yards and 20 touchdowns during his senior season at Winnacunnet.
- Ran for 805 yards and 11 scores as a junior.

PERSONAL:

- Son of Gail and Ron Auffant.
- Majoring in Economics.

AUFFANT'S RUSHING STATISTICS

YEAR	GP-GS	ATT	YARDS	AVG	TD	LONG
2010	11-9	118	451	3.8	2	29

AUFFANT'S RECEIVING STATISTICS

YEAR	GP-GS	REC	YARDS	AVG	TD	LONG
2010	11-9	20	117	5.8	0	20



MATT BELLOMO
SENIOR • 6-1 • 195
RUNNING BACK
HOLLISTON, MASS.
HOLLISTON H.S.

AS A JUNIOR IN 2010:

- Played in just one game on the year.
- Missed the remainder of the season due to injury.
- Carried once for four yards and caught one pass for four yards at Georgetown.

AS A SOPHOMORE IN 2009:

- Saw action in all 12 games, starting 10 times.
- Carried the ball 91 times for 442 yards and four touchdowns.
- Also caught 32 passes for 251 yards.
- Rushed 11 times for a season-best 91 yards and a touchdown against Dartmouth, in addition to catching seven passes for 46 yards.
- Ran 13 times for 82 yards at Fordham.
- Carried nine times for 62 yards and a score at Northeastern.
- Had 59 yards on 12 carries at Lehigh.
- Caught six passes for 67 yards against Georgetown.

AS A FRESHMAN IN 2008:

- Played in six games as a backup tailback.
- Rushed 39 times for 150 yards, while catching four passes for 37 yards.
- Ran for 41 yards on 13 carries against Fordham.
- Carried 10 times for 38 yards at Lafayette.
- Had 39 yards on eight carries and a catch for 11 yards against Bucknell.
- Rushed four times for 22 yards against Lehigh.
- Caught three passes for 26 yards and ran four times for 10 yards at Dartmouth.

HIGH SCHOOL:

- Played for coach Todd Kiley at Holliston High School.
- Selected as the 2007 Gatorade Player of the Year in Massachusetts.
- Named All-Scholastic by the *Boston Globe* and *Boston Herald*.
- Chosen as the Most Valuable Player of the Tri-Valley League, in addition to being a first team All-League selection at running back.
- Rushed for 1,725 yards and a Tri-Valley League best 16 touchdowns as a senior.
- Scored 37 touchdowns and ran for a school record 3,335 yards over the course of his career.

PLAYER PROFILES

- Elected to play in the Shriners Classic All-Star Game.
- Also lettered in baseball and basketball.

PERSONAL:

- Son of Tony and Linda Bellomo.
- Father ran track at Northeastern University.
- Majoring in Political Science.

BELLOMO'S RUSHING STATISTICS

YEAR	GP-GS	ATT	YARDS	AVG	TD	LONG
2008	6-0	39	150	3.8	0	21
2009	12-10	91	442	4.9	4	36
2010	1-0	1	4	4.0	0	4
TOTAL	19-10	131	596	4.5	4	36

BELLOMO'S RECEIVING STATISTICS

YEAR	GP-GS	REC	YARDS	AVG	TD	LONG
2008	6-0	4	37	9.2	0	13
2009	12-10	32	251	7.8	0	25
2010	1-0	1	4	4.0	0	4
TOTAL	19-10	37	292	7.9	0	25



BLAKE BERRESFORD

SOPHOMORE • 6-5 • 285

OFFENSIVE LINEMAN

MONTOURSVILLE, PA.

MONTOURSVILLE AREA H.S.

AS A FRESHMAN IN 2010:

- Did not see any varsity action.

HIGH SCHOOL:

- Played for head coach Jim Bergen at Montoursville Area High School.
- Served as team captain during his senior season.

- Earned All-Pennsylvania Heartland Conference honors as an offensive lineman, defensive lineman and punter.
- Selected first team All-State as a punter.
- Also lettered in basketball and track, serving as team captain in basketball.
- A district qualifier in both the shot put and the discus.

PERSONAL:

- Son of John and Ann Berresford.
- Has one brother (Bryce).
- Has not yet declared a major.



CASEY BESSEMER

JUNIOR • 6-5 • 279

OFFENSIVE LINEMAN

JACKSONVILLE BEACH, FLA.

DUNCAN U. FLETCHER H.S.

AS A SOPHOMORE IN 2010:

- Played in all 11 games on the season.
- Saw action as a backup offensive lineman and on special teams.

AS A FRESHMAN IN 2009:

- Did not see any varsity action.

HIGH SCHOOL:

- Spent one postgraduate year playing for head coach Bill Glennon at Phillips Exeter Academy in Exeter, N.H.
- Earned All-New England Prep School honors as both an offensive and defensive lineman.
- Previously played for head coach Joe Reynolds at Duncan U. Fletcher High School in Neptune Beach, Fla.
- Named second team All-State and first team All-Conference while at Fletcher.
- Served as team captain during his senior year.

PERSONAL:

- Son of Scott and Karen Bessemer.
- Has one sister (Katie).
- Has not yet declared a major.



MATTHEW BOYD

SOPHOMORE • 6-3 • 245

DEFENSIVE LINEMAN

DALLAS, TEXAS

BISHOP LYNCH H.S.

AS A FRESHMAN IN 2010:

- Played in three games as a backup defensive lineman.
- Saw action against Harvard, Georgetown and Colgate.

HIGH SCHOOL:

- Played for head coach Bill Persinger at Bishop Lynch High School.
 - Served as team captain during his senior season.
 - A three-time All-District selection, being named to the first team in both 2008 and 2009.
 - Recorded 79 tackles and 11 sacks during his senior year.
 - Totaled 272 tackles and 23 sacks in his high school career.
 - Selected to play in the 2009 Tom Hillary All-Star Game.
 - Also played basketball for two years.
- PERSONAL:**
- Son of Robert and Margaret Boyd.
 - Has one sister (Christine).
 - Has not yet declared a major.

PLAYER PROFILES



CODY BUTLER **FRESHMAN • 6-1 • 200**

DEFENSIVE BACK
HUGHESVILLE, PA.
HUGHESVILLE H.S.

HIGH SCHOOL:

- Played for head coach Rick Reichner at Hughesville High School.
- Served as team captain during his senior season.
- Earned second team All-State honors from the Associated Press as a senior.

- A two-time All-Heartland Conference selection as both a safety and a running back.
- Selected All-District as a running back twice and as a safety once.
- Received All-Academic honors from the *Pennsylvania Football News*.
- Totaled 53 tackles, 13 pass breakups, two forced fumbles, two fumble recoveries and an interception as a senior, while setting a school single-season record by scoring 35 touchdowns.
- Finished his high school career with 98 tackles, 22 pass breakups and three forced fumbles, in addition to 2,543 yards on 250 carries and scoring 45 total touchdowns.
- Also lettered in both track and basketball, earning first team All-Conference honors in track.
- Member of National Honor Society.

PERSONAL:

- Son of James and Christina Butler.
- Has one sister (Leiren).
- Has not yet declared a major.



FRANCIS CAMARA **SENIOR • 5-9 • 204**

RUNNING BACK
READING, PA.
READING H.S.

AS A JUNIOR IN 2010:

- Saw action in 10 games at tailback and on special teams.
- Caught one pass for three yards at Colgate.
- Made one reception at Harvard.
- Recorded a solo tackle on special teams against Howard.

AS A SOPHOMORE IN 2009:

- Played in four games as a backup tailback.
- Caught a pass for 10 yards against Georgetown, in addition to carrying the ball twice.
- Also played against Sacred Heart, Harvard and Northeastern.

AS A FRESHMAN IN 2008:

- Saw action in six games as a backup tailback.
- Carried twice for one yard at Dartmouth.
- Had one rush for one yard and a reception at Lafayette.

HIGH SCHOOL:

- Played for coach Victor Brown at Reading High School.
- Named first team All-League and second team All-Berks County as a senior.
- Earned second team All-League honors as a junior.

- Selected as his team's Most Valuable Player.
- Had 94 carries for 873 yards and six touchdowns in 2007, while catching 26 passes for 421 yards and two scores.
- Totaled 107 tackles, six sacks and three forced fumbles on defense during his senior year.
- Recorded 1,535 yards and eight touchdowns on 158 carries during his high school career.
- Chosen Academic All-Berks County three times.
- Member of National Honor Society.
- Also lettered in basketball and track.

PERSONAL:

- Son of Abu and Doreen Camara.
- Majoring in Sociology.

CAMARA'S RUSHING STATISTICS

YEAR	GP-GS	ATT	YARDS	AVG	TD	LONG
2008	6-0	3	2	0.7	0	1
2009	4-0	2	0	0.0	0	1
2010	10-0	0	0	0.0	0	0
TOTAL	20-0	5	2	0.4	0	1

CAMARA'S RECEIVING STATISTICS

YEAR	GP-GS	REC	YARDS	AVG	TD	LONG
2008	6-0	1	-2	-2.0	0	-2
2009	4-0	1	10	10.0	0	10
2010	10-0	2	3	1.5	0	3
TOTAL	20-0	4	11	2.8	0	10



KYLE CANNON **SENIOR • 6-4 • 290**

OFFENSIVE LINEMAN
SOUTHINGTON, CONN.
SOUTHINGTON H.S.

AS A JUNIOR IN 2010:

- Played in all 11 games along the offensive line, starting three times.
- Saw action at both guard and center.
- Part of an offensive line which allowed just 17 sacks all season, while the team attempted 418 passes (just one sack for every 25.6 times

the team dropped back to pass).

- Helped pave the way for the Crusaders to average 22.6 points, 224.0 passing yards, 99.1 rushing yards and 323.1 yards of total offense per game.

AS A SOPHOMORE IN 2009:

- Saw action in all 12 games as a reserve offensive lineman.
- Part of an offensive line which paved the way for Holy Cross to rank fourth in the nation in passing offense (314.9 yards per game), sixth in total offense (433.6 yards per game) and 13th in scoring offense (32.2 points per game).

AS A FRESHMAN IN 2008:

- Saw action in two games as a backup offensive lineman.
- Played against UMass and Colgate.

HIGH SCHOOL:


- Played for coach Bill Mella at Southington High School.
- Started at offensive tackle for Southington.
- Earned All-Star honors from the *New Britain Herald*.

PLAYER PROFILES

- Helped lead team to a pair of Central Connecticut Conference North Division championships.
- Spent a postgraduate year at Choate Rosemary Hall in Wallingford, Conn., playing for coach Tony Martone.

PERSONAL:

- Son of Dawn Charette.
- Formerly known as Kyle Seddon.
- Majoring in Economics and Accounting.



MIKE CHIECO
SOPHOMORE • 6-5 • 298
OFFENSIVE LINEMAN
SOUTH HADLEY, MASS.
SOUTH HADLEY H.S.

AS A FRESHMAN IN 2010:

- Did not see any varsity action.

HIGH SCHOOL:

- Played for head coach Ray Ferro at South Hadley High School.
- Served as team captain during his senior season.

- A three-time first team All-Suburban Conference selection.
- Named first team All-Western Massachusetts as a senior, after being a second team selection during his sophomore and junior years.
- Helped lead team to three straight state semifinal appearances.
- Received the Ed Healey Award as the most outstanding lineman in the Pioneer Valley.
- Selected to play in the Shriners Classic All-Star Game.

PERSONAL:

- Son of Michael and Debra Chieco.
- Has one brother (Brian).
- Father played football at Holy Cross, graduating in 1980.
- Majoring in Political Science.



BEN COFFARO
FRESHMAN • 5-9 • 180
DEFENSIVE BACK
CINCINNATI, OHIO
ELDER H.S.

HIGH SCHOOL:

- Played for head coach Doug Ramsey at Elder High School.
- Served as team captain during his senior season.
- A second team All-State selection in both 2009 and 2010.

- Twice named first team All-Greater Catholic League.
- Team won the Greater Catholic League championship and finished as the state runner-up in 2008, and also claimed the district title in 2009.
- Caught 80 passes for 876 yards and five touchdowns during his senior season, as a wide receiver and running back.
- Finished his high school career with 4,417 all-purpose yards, including 2,374 rushing yards.
- Set a school record for the longest kickoff return (99 yards).
- Also lettered in baseball.

PERSONAL:

- Son of John and Joanne Coffaro.
- Has one brother (Sam) and one sister (Lauren).
- Has not yet declared a major.



LLAZAR CUKO
SENIOR • 6-0 • 193
PLACEKICKER
DANVERS, MASS.
BEVERLY H.S.

AS A JUNIOR IN 2010:

- Did not appear in any games.

AS A SOPHOMORE IN 2009:

- Played in one game as a backup kicker.
- Kicked off once for 55 yards at Northeastern.
- Selected to the Patriot League Academic

Honor Roll.

AS A FRESHMAN IN 2008:

- Did not see any varsity action.

HIGH SCHOOL:

- Played for coach Dan Bauer at Beverly High School, as both a placekicker and punter.
- Selected as his squad's Special Teams Player of the Year following his junior and senior seasons.
- Also played two years of varsity soccer.

PERSONAL:

- Son of Piro and Shpetime Cuko.
- Has one sister (Anisa).
- Majoring in Economics.



JACK DALY
SOPHOMORE • 6-1 • 203
DEFENSIVE LINEMAN
HOPKINTON, MASS.
HOPKINTON H.S.

AS A FRESHMAN IN 2010:

- Did not see any varsity action.

HIGH SCHOOL:

- Came to Holy Cross from Hopkinton (Mass.) High School.

PERSONAL:

- Majoring in Economics.

PLAYER PROFILES



TED DEILY
FRESHMAN • 6-3 • 225
TIGHT END
HARRISBURG, PA.
BISHOP McDEVITT H.S.
HIGH SCHOOL:

- Played for head coach Jeff Weachter at Bishop McDevitt High School.
- Caught seven passes for 152 yards and a touchdown during his senior year.
- Helped lead team to the district championship and a state runner-up finish in 2010.

• Also lettered in baseball, earning first team All-Mid Penn Conference honors.

• Finished the 2010 baseball season with a .469 batting average.

PERSONAL:

- Son of Mike and Apryl Deily.
- Has one brother (Sam).
- Has not yet declared a major.



STEVEN ELDER
FRESHMAN • 6-4 • 210
QUARTERBACK
SAN ANTONIO, TEXAS
ALAMO HEIGHTS H.S.
HIGH SCHOOL:

- Played for head coach Don Byrd at Alamo Heights High School.
- Served as team captain during his senior season.
- Earned first team All-District honors as a senior, in addition to being named the district's offensive MVP.

district's offensive MVP.

• Selected first team Academic All-State in 2010.

• Completed 180 of 293 passes for 2,467 yards and 28 touchdowns as a senior, while rushing for 278 yards on 86 carries.

• Hit on 203 of 331 passes for 2,735 yards during his high school career, with 32 touchdowns and just three interceptions.

• Also lettered in basketball, earning second team All-District honors.

• Member of National Honor Society.

PERSONAL:

- Son of Steve and Allison Elder.
- Has two brothers (James and Quentin) and one sister (Allison).
- Has not yet declared a major.



MATT FAVA
FRESHMAN • 5-9 • 200
LONG SNAPPER
WAYNE, N.J.
DON BOSCO PREP H.S.
HIGH SCHOOL:

- Played for head coach Greg Toal at Don Bosco Preparatory High School.
- Served as the special teams captain during his senior season, as the long snapper.
- Helped team win three straight state championships in 2008, 2009 and 2010.

• Team also won the national championship in 2009.

• Also lettered in wrestling, and helped the team with the 2010 state championship.

• Member of National Honor Society.

PERSONAL:

- Son of Ralph and Lisa Fava.
- Has one sister (Shannon).
- Has not yet declared a major.



CHANDLER FENNER
SENIOR • 6-1 • 193
DEFENSIVE BACK
VIRGINIA BEACH, VA.
FRANK W. COX H.S.
ASA JUNIOR IN 2010:

- Named first team All-Patriot League.
- Totaled 58 tackles on the season, including 51 solo stops, a sack and two tackles for loss.
- Broke up four passes on the year.
- Finished the season ranked 29th in the Patriot League in total tackles.

• Made a career-high 15 tackles and broke up a pass in the victory at Lafayette.

• Totaled seven solo tackles and a fumble recovery in the win at Colgate.

• Recorded six solo tackles with a sack and a forced fumble vs. Fordham.

• Had eight total tackles and a blocked punt at Massachusetts.

ASA SOPHOMORE IN 2009:

• Played in all 12 games with one start, seeing action in the secondary and on special teams.

• Totaled 24 tackles on the season.

• Recorded four solo tackles and a forced fumble at Fordham.

• Registered three tackles against Brown, Bucknell, Dartmouth and Northeastern.

• Had two tackles against Georgetown, Harvard and Lafayette.

• Returned two kickoffs for 21 yards against Georgetown.

• Selected to the Patriot League Academic Honor Roll.

PLAYER PROFILES

AS A FRESHMAN IN 2008:

- Saw action in 10 games as a backup in the secondary and on special teams.
- Totaled eight tackles on the season.
- Returned two kickoffs for 38 yards.
- Posted three solo tackles at Georgetown.
- Made a pair of tackles at Lafayette.
- Also had tackles against Harvard, Dartmouth and Colgate.

HOLY CROSS TRACK & FIELD:

- Competed in sprints, the long jump and the triple jump in 2010-2011.
- At the 2011 Patriot League indoor championship, placed ninth in the 200-meter dash, 11th in 60-meter dash and long jump, and 12th in the triple jump.
- Ran a leg on the 4x100-meter relay team which placed sixth at the 2011 Patriot League outdoor championship.

HIGH SCHOOL:

- Played for coach Steve Allosso at Frank W. Cox High School.
- Named second team All-Virginia Beach as a senior.
- Also a member of the track and field team.
- Earned team Most Valuable Player honors in both football and track as a senior.
- Team captain in both football and track.
- Selected as the Cox Male Athlete of the Year as a senior.
- Ran a leg on the school record setting medley relay team.
- Member of the National Society of High School Scholars.

PERSONAL:

- Son of Kathleen and Maurice Fenner, Sr.
- Brother, Maurice, played football at James Madison, and led the Dukes to the 2004 NCAA Division I-AA national title.
- Majoring in Psychology.

FENNER'S DEFENSIVE STATISTICS

YEAR	GP-GS	UT	AT	TT	SACK	TFL	INT	PBU
2008	10-0	5	3	8	0-0	0-0	0-0	0
2009	12-1	21	3	24	0-0	0-0	0-0	0
2010	11-10	51	7	58	1-6	2-19	0-0	4
TOTAL	33-11	77	13	90	1-6	2-19	0-0	4



MIKE FESS

SOPHOMORE • 6-0 • 173

WIDE RECEIVER

CALDWELL, N.J.

JAMES CALDWELL H.S.

AS A FRESHMAN IN 2010:

- Played in all 11 games at wide receiver, starting three times.
- Caught nine passes on the season for 106 yards, while rushing twice for seven yards.
- Averaged 33.2 yards on four kickoff returns, and made three tackles on special teams.
- Returned a kickoff 75 yards for a touchdown in the win over Bucknell.
- Earned CFPA National Kick Returner of the Week honors on Nov. 20.
- Had three receptions for 45 yards and one kickoff return for 20 yards during the Georgetown game.
- Caught two passes for 22 yards and returned a kickoff for 30 yards in the victory at Lafayette.
- Made two receptions for 13 yards in the win over Fordham.

HIGH SCHOOL:

- Played for head coach Ken Trimmer at James Caldwell High School.
- Served as team captain during his senior season.
- Twice named first team All-Conference, first team All-Essex County and first team All-State Group 2.
- Caught 33 passes for 605 yards during his senior season, while scoring six touchdowns.
- Also lettered in basketball, serving as team captain and earning first team All-Conference honors.

PERSONAL:

- Son of Michael and Patti Fess.
- Has not yet declared a major.

FESS' RECEIVING STATISTICS

YEAR	GP-GS	REC	YARDS	AVG	TD	LONG
2010	11-3	9	106	11.8	0	32

FESS' RUSHING STATISTICS

YEAR	GP-GS	ATT	YARDS	AVG	TD	LONG
2010	11-3	2	7	3.5	0	7

PLAYER PROFILES



PHILIP GOUGH
SOPHOMORE • 5-11 • 174
DEFENSIVE BACK
HINSDALE, ILL.
FENWICK H.S.

AS A FRESHMAN IN 2010:

- Saw action in two games on special teams.
- Played against Howard and Massachusetts.
- Selected to the Patriot League Academic Honor Roll.

HIGH SCHOOL:

- Played for head coach Joe Dicanio at Fen-

wick High School.

- Served as team captain during his senior season.
- A two-time All-Chicago Catholic League selection.
- Also lettered in wrestling and volleyball, serving as team captain and earning All-Chicago Catholic League honors in both sports.
- Member of National Honor Society.

PERSONAL:

- Son of Arnie and Julie Gough.
- Has three brothers (Charlie, Casey and Eric) and one sister (Mary Margaret).
- Brother, Casey, played football at Holy Cross, graduating in 2008.
- Father ran track at Notre Dame, and was an NCAA finalist in the 110-meter high hurdles.
- Has not yet declared a major.



JOSH HAUSER
JUNIOR • 6-4 • 226
TIGHT END
DALLAS, TEXAS
BISHOP LYNCH H.S.

AS A SOPHOMORE IN 2010:

- Played in six games at tight end, earning a start against Brown.
- Caught five passes for 43 yards on the year.
- Posted a career-high three receptions for 35 yards in the victory over Fordham.
- Also caught passes vs. UMass and Brown.

- Missed the final five games of the season due to injury.

AS A FRESHMAN IN 2009:

- Selected to the Patriot League Academic Honor Roll.
- Did not see any varsity action.

HOLY CROSS BASEBALL:

- Appeared in 13 games on the mound in 2011 (starting twice), going 3-0 with one save, a 6.48 ERA and 18 strikeouts in 25 innings of work.
- Appeared in 12 games as a relief pitcher during the 2010 season.
- Posted a 4.34 ERA with 12 strikeouts in 18-2/3 innings in 2010.

HIGH SCHOOL:

- Played for head coach Bill Persinger at Bishop Lynch High School.
- Caught 55 passes for 929 yards and 12 touchdowns as a senior.
- Finished his career with 78 catches for 1,309 yards and 16 scores.
- Earned All-District honors in 2007 and 2008, while being an Academic All-State selection in 2008.
- Led team to a state runner-up finish in 2008, after advancing to the semifinals in 2007.

- Named Most Valuable Player of the 2008 state championship game.
- Also a member of the Bishop Lynch baseball team, earning All-District honors.
- Hit .343 with three home runs, while posting a 7-2 record with a 2.89 earned run average on the mound.
- Member of National Honor Society.

PERSONAL:

- Son of Alan and Cydni Hauser.
- Has one brother, Adam, who played football at the University of San Diego.
- Has not yet declared a major.

HAUSER'S RECEIVING STATISTICS

YEAR	GP-GS	REC	YARDS	AVG	TD	LONG
2010	6-1	5	43	8.6	0	18



DAVID HERMAN
JUNIOR • 6-2 • 224
LINEBACKER
CINCINNATI, OHIO
ST. XAVIER H.S.

AS A SOPHOMORE IN 2010:

- Played in six games as a backup linebacker and on special teams.
- Made three tackles in the victory over Fordham, including a tackle for loss.
- Broke up a pass at Georgetown.
- Missed the final five games of the season

due to injury.

AS A FRESHMAN IN 2009:

- Played in one game, seeing action at Lehigh.

HIGH SCHOOL:

- Played for head coach Steve Specht at St. Xavier High School.
- Earned second team All-Greater Catholic League honors as a senior.
- Led team to the Greater Catholic League title and the Ohio Division I state championship in 2007.
- Won a gold medal playing for the U.S. Junior National Team at the 2009 International Federation of American Football Junior World Championship in Canton, Ohio.
- Also lettered in both wrestling and volleyball at St. Xavier.

PERSONAL:

- Son of Mark and Louise Herman.
- Has two brothers (Mark and Brian) and four sisters (Mary Beth, Tricia, Emily and Katherine).
- Majoring in History.

HERMAN'S DEFENSIVE STATISTICS

YEAR	GP-GS	UT	AT	TT	SACK	TFL	INT	PBU
2009	1-0	0	0	0	0-0	0-0	0-0	0
2010	6-0	2	1	3	0-0	1-1	0-0	1
TOTAL	7-0	2	1	3	0-0	1-1	0-0	1

PLAYER PROFILES



CHRIS HIGGINS
SOPHOMORE • 5-11 • 169
DEFENSIVE BACK
MIRAMAR, FLA.

PINE CREST SCHOOL
AS A FRESHMAN IN 2010:

- Did not see any varsity action.

HIGH SCHOOL:

- Played one postgraduate year for head coach Leon Modeste at Phillips Academy in Andover, Mass.
- Posted two interceptions for Phillips Academy, one of which he returned for a touchdown.

• Previously played for head coach Jim Pletcher at Pine Crest School in Fort Lauderdale, Fla.

- Also lettered in basketball and track.
- All-County selection in both basketball and track.
- Helped lead basketball team to the 2008 Florida Class 3A state championship.

• Member of the school-record setting 4x400-meter relay team.

PERSONAL:

- Son of Calvin and Sharon Higgins.
- Has one brother (Calvin) and one sister (Alyssa).
- Majoring in Chemistry.



FRED HILOW
JUNIOR • 6-4 • 268
OFFENSIVE LINEMAN
LAKESWOOD, OHIO

ST. EDWARD H.S.
AS A SOPHOMORE IN 2010:

- Did not appear in any games.
- Selected to the Patriot League Academic Honor Roll.

AS A FRESHMAN IN 2009:

- Did not see any varsity action.

HIGH SCHOOL:

- Played for head coach Scott Niedzweicki at St. Edward High School.
- Served as team captain as a senior.
- Earned All-Northeast Ohio honors in 2008.
- Selected to play in the Cuyahoga County East-West All-Star Game.

PERSONAL:

- Son of Henry and Judy Hilow.
- Has one brother (Henry) and three sisters (Elizabeth, Eleanore and Catherine).
- Majoring in Political Science.



EDDIE HOUGHTON
JUNIOR • 5-11 • 223
RUNNING BACK
TORONTO, ONTARIO

ST. MICHAEL'S COLLEGE SCHOOL
AS A SOPHOMORE IN 2010:

- Saw action in seven games, starting twice.
- Missed the final four contests of the season due to injury.

- Rushed 39 times for 146 yards and one touchdown on the year, while catching four passes for 18 yards.

- Carried 12 times for a season-high 50 yards in the victory over Brown.
- Ran 10 times for 27 yards and a score in the win over Fordham.
- Had 41 yards on six carries in the season-opening victory over Howard.
- Selected to the Patriot League Academic Honor Roll.

AS A FRESHMAN IN 2009:

- Played in all 12 games at tailback, starting three times.
- Rushed 68 times for 389 yards and five touchdowns on the season, while catching 10 passes for 78 yards.

- Three-time Patriot League Rookie of the Week, following the Georgetown, Sacred Heart and Lehigh games.

- Ran 10 times for a season-high 80 yards and a score vs. Sacred Heart.

- Had seven carries for 52 yards vs. Georgetown in the season-opener.

- Rushed seven times for 38 yards and a touchdown in the win at Lehigh.

- Carried the ball eight times for 48 yards and a score at Bucknell, while catching three passes for 18 yards.

- Ran eight times for 40 yards and a score at Fordham.

HIGH SCHOOL:

- Spent one postgraduate year at Phillips Academy in Andover, Mass., playing for head coach Leon Modeste.

- Rushed for over 1,300 yards and 14 touchdowns during his one year at Phillips Academy.

- Earned All-New England Prep School honors.

- Previously played for head coach Paul Forbes at St. Michael's College School.

- Ran for over 1,900 yards and 26 touchdowns during his junior season, then rushed for over 1,700 yards and 17 scores as a senior.

- Finished his high school career with 56 touchdowns and over 4,800 rushing yards.

- Served as team captain as a senior, while twice earning team Most Valuable Player honors.

- Led team to two Metro Bowl titles and two Conference of Independent Schools of Ontario championships.

- Named the St. Michael's Athlete of the Year in 2008.

PERSONAL:

- Son of Melissa Houghton.

- Has one brother, Charlie, who played running back at Georgetown.

- Majoring in Economics.

HOUGHTON'S RUSHING STATISTICS

YEAR	GP-GS	ATT	YARDS	AVG	TD	LONG
2009	12-3	68	389	5.7	5	51
2010	7-2	39	146	3.7	1	26
TOTAL	19-5	107	535	5.0	6	51

PLAYER PROFILES

HOUGHTON'S RECEIVING STATISTICS

YEAR	GP-GS	REC	YARDS	AVG	TD	LONG
2009	12-3	10	78	7.8	0	14
2010	7-2	4	18	4.5	0	9
TOTAL	19-5	14	96	6.9	0	14



DARYL HOWELL SOPHOMORE • 6-1 • 229

LINEBACKER
RICHMOND, VA.
HERMITAGE H.S.

AS A FRESHMAN IN 2010:

- Did not see any varsity action.

HIGH SCHOOL:

- Played for head coach Patrick Kane at Hermitage High School.
- Named second team All-State and first team All-Metro as a senior.

- A three-time first team All-District selection, while earning first team All-Region honors twice.

- Led team to three straight district championships, along with a regional title and a state semifinal appearance in 2009.

- Team posted an overall record of 27-7 during his three years on the varsity.

- Totaled 225 tackles, nine sacks, six forced fumbles and four fumble recoveries over the course of his high school career.

- Ranks third all-time in school history in career tackles.

- Also a member of the wrestling team.

- Member of National Honor Society.

PERSONAL:

- Son of Daryl and Sonya Howell.

- Has one sister (Victoria).

- Father was a member of the football, basketball, track and tennis teams at Virginia State University.

- Majoring in Computer Science.



MATT INTILE FRESHMAN • 5-10 • 182

RUNNING BACK
FREEHOLD, N.J.

FREEHOLD TOWNSHIP H.S.
HIGH SCHOOL:

- Played for head coaches Dominick Lepore and Mike D'Antonio at Freehold Township High School.

- Served as team captain during his senior season.

- A two-time first team All-Division selection.

tion.

- Named All-District, All-Shore Conference and Academic All-Shore.

- Rushed for 2,442 yards and 11 scores during his high school career.

- Added two touchdowns on kickoff returns and two more on punt returns.

- Also lettered in track, earning first team All-Shore Conference and All-District honors.

- Helped lead the track team to the 2009 state championship, and was a member of six school record setting relay teams.

- Member of National Honor Society.

PERSONAL:

- Son of Richard and Pam Intile.

- Has one brother (Drew).

- Mother played softball at St. Peter's College.

- Has not yet declared a major.



ANDREW JAMESON SENIOR • 6-4 • 312

OFFENSIVE LINEMAN
BROCKTON, MASS.

BROCKTON H.S.

AS A JUNIOR IN 2010:

- Did not see any varsity action.

AS A SOPHOMORE IN 2009:

- Did not appear in any games.

AS A FRESHMAN IN 2008:

- Did not see any varsity action.

HIGH SCHOOL:

- Played for coach Peter Columbo at Brockton High School.

- Named to the *Boston Herald Super 26* All-State team, in addition to earning All-Scholastic honors.

- Earned All-Scholastic honors from the *Brockton Enterprise*.

- Helped lead team to Super Bowl titles in 2004 and 2005.

- Played in the Shriners Classic All-Star Game.

- Also a member of the wrestling team at Brockton.

- Named the Big 3 Conference Most Valuable Player in both football and wrestling.

- Member of National Honor Society.

PERSONAL:

- Son of George and Deborah Jameson.

- Majoring in History.

PLAYER PROFILES



PATRICK JARVIS
JUNIOR • 5-9 • 159
PLACEKICKER
HOPKINTON, MASS.
HOPKINTON H.S.

AS A SOPHOMORE IN 2010:

- Did not appear in any games.

AS A FRESHMAN IN 2009:

- Did not see any varsity action.

HIGH SCHOOL:

- Came to Holy Cross from Hopkinton (Mass.) High School.

PERSONAL:

- Majoring in Economics and Political Science.



JOSH JENKINS
SENIOR • 5-7 • 151
WIDE RECEIVER
MAYWOOD, ILL.
PROVISO EAST H.S.

- Ranks fifth all-time at Holy Cross with 53 career punt returns, and ninth with 378 career punt return yards.

AS A JUNIOR IN 2009:

- Played in five games as a wide receiver, running back, punt returner and kickoff returner.
- Had two catches for 10 yards and one rush

for eight yards on the season.

- Also returned two kickoffs for 24 yards and two punts for 17 yards.

AS A SOPHOMORE IN 2008:

- Saw action in all 11 games, starting two times.
- Ranked third on the team with 35 receptions for 329 yards.
- Led the team with 23 punt returns for 146 yards and 25 kickoff returns for 466 yards.
- Placed seventh on the Holy Cross single-season list for kickoff returns, and ninth for kickoff return yards.
- Ranked third in the Patriot League in punt returns, seventh in kickoff returns, ninth in receptions and 10th in all-purpose yards.
- Finished the season 60th in the nation in punt returns.
- Named the Patriot League Special Teams Player of the Week following the Harvard game.
- Totaled 163 all-purpose yards at Harvard, with four kickoff returns for 106 yards, two punt returns for 26 yards and three catches for 31 yards.
- Returned three punts for 62 yards and two kickoffs for 23 yards against UMass.
- Caught six passes for 51 yards at Yale.
- Totaled six receptions for 47 yards against Bucknell.
- Made five catches for 66 yards against Fordham.
- Recorded 151 all-purpose yards against Brown, including 30 yards on four receptions.

AS A FRESHMAN IN 2007:

- Played in all 11 games with one start as a wide receiver.
- Also served as one of the team's top kickoff and punt returners.
- Caught six passes on the year for 52 yards, while rushing eight times for 55 yards and a touchdown.
- Returned 28 punts for 224 yards, and 10 kickoffs for 201 yards.
- Ranked fourth in the conference and 47th in the nation in punt returns.
- Tied for eighth on the Holy Cross single-season list for punt returns.
- Had three carries for 26 yards and a touchdown, two receptions for 17 yards and five punt returns for 53 yards against Georgetown.
- Totaled two catches for 21 yards, two rushes for 21 yards and two punt returns for 41 yards against Dartmouth.
- Recorded 51 kickoff return yards and 27 punt return yards at Lehigh.

HIGH SCHOOL:

- Named to the Illinois High School Association All-State and Academic All-State teams.
- Earned second team All-State honors from the *Chicago Tribune*.
- Selected as the offensive Most Valuable Player of the West Suburban Conference as a senior.
- Selected All-West Suburban Conference and Academic All-West Suburban Conference in both 2005 and 2006.
- Named Proviso East's team Most Valuable Player and offensive Most Valuable Player.
- Caught 71 passes for 1,071 yards and six touchdowns as a senior.
- Had a school-record 17 receptions for a state-record 240 yards against Downers Grove on Sept. 15, 2006.
- Also a member of the baseball and basketball teams at Proviso East.

PERSONAL:

- Son of Aaron and Shawn Peppers, and Johnny Jenkins.
- Has not yet declared a major.

JENKINS' RECEIVING STATISTICS

YEAR	GP-GS	REC	YARDS	AVG	TD	LONG
2007	11-1	6	52	8.7	0	17
2008	11-2	35	329	9.4	0	28
2009	5-0	2	10	5.0	0	6
TOTAL	27-3	42	391	9.3	0	28

JENKINS' RUSHING STATISTICS

YEAR	GP-GS	ATT	YARDS	AVG	TD	LONG
2007	11-1	8	55	6.9	1	17
2008	11-2	6	49	8.2	0	26
2009	5-0	1	8	8.0	0	8
TOTAL	27-3	15	112	7.5	1	26

PLAYER PROFILES



PARRIS JOHNSON
FRESHMAN • 6-3 • 200

DEFENSIVE BACK
IRVING, TEXAS
MACARTHUR H.S.

HIGH SCHOOL:

- Played for head coach Brian Basil at MacArthur High School.
- Served as team captain during his senior season.
- A two-time All-District selection.
- Helped lead team to a state playoff appearance during his junior year.

ance during his junior year.

- Recorded 90 tackles, a forced fumble, a fumble recovery, an interception and two blocked field goals during his senior season.
- Finished his high school career with 210 total tackles, three interceptions, four forced fumbles and three fumble recoveries.

PERSONAL:

- Son of Christopher Benoit and Janiene Johnson.
- Has one brother (Christopher) and four sisters (Brandi, Christiauna, Destiny and Miracle).
- Has not yet declared a major.



SAM JONES
FRESHMAN • 6-0 • 170

DEFENSIVE BACK
CANAL WINCHESTER, OHIO
CANAL WINCHESTER H.S.

HIGH SCHOOL:

- Played for head coach Phil Mauro at Canal Winchester High School.
- Served as team captain during his senior season.
- Selected first team All Mid-State League and second team All-District as a senior.

- Named first team All-County by the *Lancaster Eagle-Gazette*.
- Helped lead team to the league championship during his senior season.
- Recorded 84 tackles and two interceptions in 2010, while totaling 1,180 all-purpose yards and 14 touchdowns.
- Finished his high school career with over 160 tackles, four interceptions and 15 total touchdowns.
- Also lettered in basketball, leading team to a league championship as a senior.
- Served as the secretary of National Honor Society.

PERSONAL:

- Son of Christopher and Christine Jones.
- Has two brothers (Ian and Danny).
- Father played football at Ohio Wesleyan.
- Has not yet declared a major.



JIMMY JORDAN
SOPHOMORE • 6-4 • 190

WIDE RECEIVER
FORT LAUDERDALE, FLA.
PINE CREST SCHOOL

AS A FRESHMAN IN 2010:

- Did not see any varsity action.

HIGH SCHOOL:

- Played for head coach Jim Pletcher at Pine Crest School.
- Named honorable mention All-County during his junior and senior years.

- Averaged 22 yards per catch during his high school career, while scoring 24 touchdowns.

- Also lettered in both basketball and lacrosse, serving as captain of the lacrosse team as a senior.

- Helped lead basketball team to the 2008 Florida Class 3A state championship.

- Earned second team All-District honors in lacrosse.

PERSONAL:

- Son of James and Janet Jordan.
- Has one brother (Eric) and three sisters (Alison, Taylor and Spencer).
- Father played basketball at Lincoln Memorial University.
- Mother was a member of the tennis, field hockey and volleyball teams at Purdue University.
- Sister, Taylor, was a member of the rowing team at Bucknell.
- Uncle, Gerald Gibbons, graduated from Holy Cross in 1955.
- Has not yet declared a major.

PLAYER PROFILES



JAKE KELLER
SOPHOMORE • 6-3 • 260
OFFENSIVE LINEMAN
CINCINNATI, OHIO
LA SALLE H.S.

AS A FRESHMAN IN 2010:

- Did not see any varsity action.

HIGH SCHOOL:

- Played for head coach Tom Grippa at La Salle High School.
- Also lettered in volleyball.
- A four-time Academic All-Star in both foot-

ball and volleyball.

PERSONAL:

- Son of Tony and Shelly Keller.
- Has one brother (Danny).
- Majoring in Chemistry.



JAY KNIGHTON
SOPHOMORE • 6-2 • 262
OFFENSIVE LINEMAN
POTTSTOWN, PA.
HILL SCHOOL

AS A FRESHMAN IN 2010:

- Did not see any varsity action.

HIGH SCHOOL:

- Played for head coach Marty Vollmuth at the Hill School.
- Served as team captain during his junior and senior seasons.

- Named the Mid-Atlantic Prep League Defensive Player of the Year in 2009.
- Earned All Mid-Atlantic Prep League honors on both offense and defense.
- Totaled 70 tackles, nine sacks and three forced fumbles as a senior.
- Helped lead his team to the 2009 Mid-Atlantic Prep League championship.
- Also a member of the baseball and wrestling teams.
- Two-time captain of the wrestling team.

PERSONAL:

- Son of Jeff and Carole Knighton.
- Has two brothers (Hunter and Hayden) and one sister (Savannah).
- Has not yet declared a major.



CAV KOCH
SENIOR • 5-11 • 183
DEFENSIVE BACK
DALLAS, TEXAS
JESUIT PREP SCHOOL

AS A JUNIOR IN 2010:

- Started 10 games at cornerback.
- Totaled 40 tackles, one interception and four pass breakups on the season.
- Ranked 15th in the Patriot League in passes defended and 45th in total tackles.
- Had a season-high eight tackles and a pass

breakup in the victory at Lafayette, in addition to returning a fumble 68 yards for a touchdown.

- Named the AT&T Crusader of the Week following the Lafayette game.
- Made three solo tackles and intercepted a pass at Dartmouth.
- Totaled two tackles, a tackle for loss and a pass breakup at Colgate.
- Recorded six total tackles against Bucknell, UMass and Howard.
- Missed the Brown game due to injury.
- Selected to the Patriot League Academic Honor Roll.

AS A SOPHOMORE IN 2009:

- Selected to the Patriot League Academic Honor Roll.
- Played in eight games as a backup cornerback.
- Made three solo tackles at Northeastern.

AS A FRESHMAN IN 2008:

- Named to the Patriot League Academic Honor Roll.
- Saw action in two games on special teams.
- Made two tackles on the year.
- Had tackles against Bucknell and Fordham.

HIGH SCHOOL:

- Played for coach Bob Wunderlick at the Jesuit College Preparatory School in Dallas, Texas.
- Served as team captain.
- Twice named first team All-District.
- Recorded 40 tackles, two interceptions and 10 pass breakups in 2007.
- Totaled 99 tackles, three interceptions and 21 pass breakups during his high school career.
- Also lettered in basketball and track.
- Earned All-District honors in basketball.
- Member of National Honor Society.

PERSONAL:

- Son of Steve and Lyn Koch.
- Brother, Barrett, played basketball at Trinity University (Texas).
- Majoring in Political Science.

Koch's Defensive Statistics

YEAR	GP-GS	UT	AT	TT	SACK	TFL	INT	PBU
2008	2-0	0	2	2	0-0	0-0	0-0	0
2009	8-0	3	0	3	0-0	0-0	0-0	0
2010	10-10	35	5	40	0-0	1-1	1-0	4
TOTAL	20-10	38	7	45	0-0	1-1	1-0	4

PLAYER PROFILES



TOM KOHLHAUFF
FRESHMAN • 6-0 • 260
DEFENSIVE LINEMAN
ESTERO, FLA.
FORT MYERS H.S.
HIGH SCHOOL:

- Played for head coach Sammy Sirianni at Fort Myers High School.
- Served as team captain during his senior season.
- A two-time first team All-Lee County Athletic Conference and All-Area selection.

- Twice named a Florida Athletic Coaches Association first team All-Star.
- Helped lead team to the district title during his sophomore year.
- Received the Fort Myers High School Scholar-Athlete Award as a senior.
- Also lettered in baseball.
- Member of National Honor Society.

PERSONAL:

- Son of John and Sara Kohlhauff.
- Has one brother, John, who is a junior tight end at Harvard.
- Father was a member of the swimming team at Edison College.
- Has not yet declared a major.



CAIN LAMPER
FRESHMAN • 6-4 • 275
OFFENSIVE LINEMAN
MUNCY, PA.
MUNCY H.S.
HIGH SCHOOL:

- Played for head coach Scott McLean at Muncy Junior-Senior High School.
- Served as team captain during his senior season.
- Earned All-State honors as a senior.
- Twice named the Northern Tier League

Lineman of the Year.

- Named first team All-Heartland Athletic Conference in 2009 and All-Eastern Pennsylvania in 2010.
- A two-time selection to the *Williamsport Sun-Gazette* All-Star team.
- Led team to the 2010 Northern Tier League championship.
- Member of National Honor Society.

PERSONAL:

- Son of Duane and Heather Lamper.
- Has not yet declared a major.



BILLY LANG
JUNIOR • 6-6 • 314
OFFENSIVE LINEMAN
MILLERSVILLE, MD.
ARCHBISHOP SPALDING H.S.

AS A SOPHOMORE IN 2010:

- Did not appear in any games.

AS A FRESHMAN IN 2009:

- Did not see any varsity action.

HIGH SCHOOL:

- Played for head coach Mike Whittles at Archbishop Spalding High School in Severn, Md.

- Earned All-Maryland Interscholastic Athletic Association honors in 2008.

- Four-time selection to the Honor Roll at Archbishop Spalding.

PERSONAL:

- Son of Kenneth and Linda Lang.
- Majoring in History.

PLAYER PROFILES



RYAN LAUGHLIN
FRESHMAN • 6-2 • 210

QUARTERBACK
GLEN MILLS, PA.
CARDINAL O'HARA H.S.
HIGH SCHOOL:

- Played for head coach Dan Alego at Cardinal O'Hara High School.
- Served as team captain during his senior season.
- Selected as the 2010 Philadelphia Catholic League AAA Offensive Player of the Year as

a senior.

- Earned first team All-Delco and first team All-Southeastern Pennsylvania honors in 2010.
- Named first team All-Philadelphia Catholic League as a senior, after being a second team selection as a junior.
- Completed 97 of 159 passes for a school single-season record 1,664 yards and 17 touchdowns in his senior year.
- Totaled 2,711 passing yards and 32 touchdowns, while hitting on 168 of 301 attempts over the course of his high school career.
- Selected to play in the 2010 Chesapeake Bowl All-Star game.
- Also played one year of basketball.

PERSONAL:

- Son of Chuck and Cindi Laughlin.
- Has two brothers (Brandon and Austin).
- Has not yet declared a major.



AARON LEWIS
FRESHMAN • 6-2 • 230

DEFENSIVE LINEMAN
RICHMOND, VA.
HERMITAGE H.S.
HIGH SCHOOL:

- Played for head coach Patrick Kane at Hermitage High School.
- Served as team captain during his senior season.
- Earned first team All-State, first team All-Region and first team All-Metro honors as a

senior.

- Named second team All-State, second team All-Region and second team All-Metro following his junior year.
- Received the West Point Leadership Award as a junior.
- Team finished as the state runner-up and won the Central Region championship during his senior year.

PERSONAL:

- Son of Robert and Robin Lewis.
- Has two brothers (Kendall and Christian) and one sister (Sydney).
- Father ran track at the University of Pennsylvania.
- Has not yet declared a major.



MAX LIBRIZZI
SOPHOMORE • 6-5 • 226

QUARTERBACK
ESSEX JUNCTION, VT.
ESSEX H.S.
AS A FRESHMAN IN 2010:

- Did not see any varsity action.

HIGH SCHOOL:

- Played for head coach Charlie Burnett at Essex High School.
- Served as team captain during his junior and senior seasons.

- Earned first team All-State honors in both 2008 and 2009.
- Selected as the 2009 Vermont Gatorade Player of the Year.
- Led team to the Vermont Division I state championship as a senior, with a perfect 11-0 record.
- Completed 232 of 369 passes (62.9 percent) for 3,335 yards and 47 touchdowns as a senior.
- Hit on 393 of 692 passes (56.7 percent) for 5,936 yards and 72 touchdowns over the course of his collegiate career.
- Broke the school single-season and career records for completions, attempts, yards, touchdowns and completions percentage.
- Also lettered in both basketball and lacrosse, serving as team captain in both sports.
- Member of National Honor Society.

PERSONAL:

- Son of Ted and Linda Librizzi.
- Has one brother (Zach) and three sisters (Jamie, Kelly and Evan).
- Father played football at Ohio University.
- Sister, Jamie, played basketball at Dartmouth College.
- Sister, Kelly, was a member of the swimming team at Vermont.
- Brother, Zach, played football and lacrosse at Wesleyan University.
- Sister, Evan, is a senior on the basketball team at Colgate University.
- Has not yet declared a major.

PLAYER PROFILES



JOHN MACOMBER
SOPHOMORE • 5-11 • 199
PLACEKICKER
VIENNA, VA.

GEORGETOWN PREP SCHOOL
AS A FRESHMAN IN 2010:

- Saw action in one game as a backup kicker.
- Kicked off once for 50 yards during the Fordham game.
- Selected to the Patriot League Academic Honor Roll.

HIGH SCHOOL:

- Played for head coach Dan Paro at Georgetown Preparatory School.
- Selected All-Maryland Interscholastic Athletic Association as a senior.
- Named to the *All-Gazette* team in 2009.
- Made seven of nine field goals and 22 of 24 extra points during his senior season.
- Recorded touchbacks on 27 out of 43 kickoffs in 2009.
- Also lettered in tennis, serving as team captain and earning All-Interstate Athletic Conference honors.

PERSONAL:

- Son of Michael and Carol Macomber.
- Has one sister, Annie, who played both lacrosse and soccer at the College of William & Mary.
- Father played soccer and rugby at Bowdoin College.
- Has not yet declared a major.



JACK MALISKA
JUNIOR • 6-4 • 294
DEFENSIVE LINEMAN
WINCHENDON, MASS.
MURDOCK H.S.

AS A SOPHOMORE IN 2010:

- Started the first six games of the year at defensive tackle, before missing the remainder of the season due to injury.
- Totaled 13 tackles, with two tackles for loss and a blocked extra point.
- Made a career-best four tackles in the victory

over Howard, including one tackle for loss.

- Recorded three tackles and a tackle for loss at Harvard.
- Had two tackles against both Massachusetts and Fordham.

AS A FRESHMAN IN 2009:

- Played in one game, seeing action against Dartmouth.

HIGH SCHOOL:

- Played for head coach Antonio Dellasanta at Murdock High School.
- Served as team captain during his junior and senior seasons.
- Earned *Worcester Telegram & Gazette* All-Star honors.
- Named the Defensive Most Valuable Player of the Mid-Wachusett C League as a senior.
- Led the team in tackles in 2006, 2007 and 2008.
- Selected to play in the Shriners Classic All-Star game.
- Also lettered in basketball at Murdock.
- Member of National Honor Society.

PERSONAL:

- Son of John and Penny Maliska.
- Has one brother (Charles) and one sister (Mary Grace).
- Father played football at Macalester College.
- Majoring in Sociology.

MALISKA'S DEFENSIVE STATISTICS

YEAR	GP-GS	UT	AT	TT	SACK	TFL	INT	PBU
2009	1-0	0	0	0	0-0	0-0	0-0	0
2010	6-6	8	5	13	0-0	2-4	0-0	0
TOTAL	7-6	8	5	13	0-0	2-4	0-0	0



TOM MANNIX
JUNIOR • 6-0 • 175
DEFENSIVE BACK
KENILWORTH, N.J.
BREARLEY H.S.

AS A SOPHOMORE IN 2010:

- Played in all 11 games with three starts, seeing time at both cornerback and safety.
- Ranked seventh on the team with 42 total tackles, including 34 solo stops.
- Also had a team-best six pass breakups, one interception and one forced fumble.

- Finished the season sixth in the Patriot League in passes defended and 49th in total tackles.

- Recorded season-highs of seven tackles and two pass breakups in the victory over Howard.

- Totaled two tackles, an interception and a pass breakup at Dartmouth.
- Made four solo tackles and forced a fumble in the victory at Colgate.
- Registered six solo tackles against both Georgetown and Harvard.
- Had five solo tackles and a pass breakup in the win over Fordham.
- Selected to the Patriot League Academic Honor Roll.

AS A FRESHMAN IN 2009:

- Played in all 12 games, on special teams and as a reserve defensive back.

- Totaled nine tackles on the season.

- Registered a season-high three solo tackles against Dartmouth.

- Recorded two tackles at Brown.

- Also had tackles against Bucknell, Lafayette, Sacred Heart and Villanova.

HIGH SCHOOL:

- Played for head coach Scott Miller at Brearley High School.
- Recorded 78 tackles, eight pass breakups and two interceptions during his senior season.
- Finished his career with a school-record 259 total tackles, 15 pass breakups, eight fumble recoveries, seven interceptions and four forced fumbles.
- Also played quarterback, accounting for 3,111 yards of total offense and 41 touchdowns during his career.
- Earned third team All-State honors from the *Newark Star Ledger* in 2008, while twice being named Group I All-State.
- A three-time All-Mountain Valley Conference selection.
- Twice named first team All-Union County by the *Newark Star Ledger*.
- Led team to a four-year record of 39-5, three Mountain Valley Conference titles and the 2006 state championship.
- Named his team's Defensive MVP at the 2009 New Jersey North-South All-Star Classic.

PLAYER PROFILES

- Also lettered in baseball, basketball and wrestling at Brearley.
- Member of National Honor Society.

PERSONAL:

- Son of Tom and JoAnn Mannix.
- Has three sisters (Colleen, Kerry and Erin).
- Sister, Erin, is a 2005 Holy Cross graduate.
- Has not yet declared a major.

MANNIX'S DEFENSIVE STATISTICS

YEAR	GP-GS	UT	AT	TT	SACK	TFL	INT	PBU
2009	12-0	8	1	9	0-0	0-0	0-0	0
2010	11-3	34	8	42	0-0	0-0	1-0	6
TOTAL	23-3	42	9	51	0-0	0-0	1-0	6



C.J. MARTIN SENIOR • 5-11 • 218

LINEBACKER

PLANO, TEXAS

PLANO SENIOR H.S.

AS A JUNIOR IN 2010:

- Played in all 11 games with 10 starts.
- Ranked second on the team with 95 total tackles, including 61 solo stops and two tackles for loss.
- Also had two interceptions, two pass break-ups and a forced fumble.

- Finished the season fourth in the Patriot League in tackles and sixth in interceptions, while ranking 42nd in the nation in solo tackles.
- Reached double-figures in tackles four times on the year.
- Led the team with a season-high 18 total tackles at Massachusetts.
- Recorded 12 tackles, a tackle for loss, a forced fumble and two pass breakups at Georgetown.
- Totaled 14 tackles during the victory at Lafayette.
- Made 10 total tackles during the win at Colgate.
- Had eight solo tackles, an interception and a tackle for loss vs. Lehigh.
- Registered three tackles and an interception in the win over Bucknell.

AS A SOPHOMORE IN 2009:

- Saw action in 11 games, starting the final two contests of the season.
- Totaled 31 tackles on the year, including 27 solo stops and two tackles for loss.
- Led the team with a season-high 13 tackles at Villanova in the NCAA playoffs, with two tackles for loss and a pass breakup.
- Totaled 10 tackles at Bucknell.
- Had two tackles and a key fumble recovery in the win over Lafayette.
- Also recorded two tackles against both Dartmouth and Northeastern.

AS A FRESHMAN IN 2008:

- Played in three games as a backup linebacker and on special teams.
- Made two tackles on the year.
- Posted tackles against Brown and Bucknell.

HIGH SCHOOL:

- Played for coach Gerald Brence at Plano Senior High School.
- Named unanimous first team All-District and first team All-County in 2007.
- Selected honorable mention Class 5A All-State as a senior.
- Served as team captain in 2007.
- Totaled 321 tackles over the course of his high school career, with seven sacks, 30 tackles for loss, five forced fumbles and seven pass breakups.
- Team posted a 30-9 overall record during his three years on the varsity.
- As a senior, team went 13-2 and advanced to the Class 5A state semifinals at Texas Stadium.
- Received the All-American Scholar Award.

PERSONAL:

- Son of Janice and Craig Martin, Sr.
- Majoring in Studio Art.

MARTIN'S DEFENSIVE STATISTICS

YEAR	GP-GS	UT	AT	TT	SACK	TFL	INT	PBU
2008	3-0	2	0	2	0-0	0-0	0-0	0
2009	11-2	27	4	31	0-0	2-4	0-0	1
2010	11-10	61	34	95	0-0	2-3	2-40	2
TOTAL	25-12	90	38	128	0-0	4-7	2-40	3



CLINTON McCABE SENIOR • 6-0 • 191

WIDE RECEIVER

POUGHKEEPSIE, N.Y.

POUGHKEEPSIE H.S.

AS A JUNIOR IN 2010:

- Did not see any varsity action.
- Selected to the Patriot League Academic Honor Roll.

AS A SOPHOMORE IN 2009:

- Did not appear in any games.

AS A FRESHMAN IN 2008:

- Did not see any varsity action.

HOLY CROSS ROWING:

- Rowed in both the freshman eight and the second freshman eight during the 2008-2009 season.

HIGH SCHOOL:

- Played for coach Ken Barger at Poughkeepsie High School.
- Served as team captain during his senior season.
- Also a member of the rowing team, serving as team captain for two years.
- President of National Honor Society.

PERSONAL:

- Son of Daniel and Susan McCabe.
- Majoring in Economics.

PLAYER PROFILES



MIKE McCABE
SENIOR • CAPTAIN • 6-5 • 310
OFFENSIVE LINEMAN
WATERTOWN, CONN.
TAFT SCHOOL

AS A JUNIOR IN 2010:

- Selected first team All-Patriot League.
- Named to the New England Football Writers All-Star team.
- Chosen to the FCS Athletic Directors Academic All-Star team for the second time.
- Received first team *ESPN The Magazine*

Academic All-District I honors from CoSIDA for the second time.

- Selected to the inaugural Academic All-Patriot League team.
- Started all 11 games for the Crusaders at left tackle.
- Led a Holy Cross offensive line which allowed just 17 sacks all season, while the team attempted 418 passes (just one sack for every 25.6 times the team dropped back to pass).
- Helped allow the Crusaders to average 22.6 points, 224.0 passing yards, 99.1 rushing yards and 323.1 yards of total offense per game
- Named to the Patriot League Academic Honor Roll.

AS A REDSHIRT SOPHOMORE IN 2009:

- Earned second team All-Patriot League honors.
- Named to the FCS Athletic Directors Academic All-Star team.
- Selected first team Academic All-District by CoSIDA / *ESPN The Magazine*.
- Named to the Patriot League Academic Honor Roll
- Started all 12 games of the season at right tackle.
- Led an offensive line which paved the way for Holy Cross to rank fourth in the nation in passing offense (314.9 yards per game), sixth in total offense (433.6 yards per game) and 13th in scoring offense (32.2 points per game).

AS A SOPHOMORE IN 2008:

- Started the first two games of the year at left tackle, before missing the remainder of the season due to injury and receiving a medical redshirt.
- Named to the Patriot League Academic Honor Roll.

AS A FRESHMAN IN 2007:

- Played in all 11 games as a backup offensive lineman and tight end.
- Part of an offensive line which paved the way for the Crusaders to average 35.9 points and 463.4 yards of total offense per game.
- Selected to the Patriot League Academic Honor Roll.

HIGH SCHOOL:

- A three-year starter on the offensive line at the Taft School, serving as team captain during his senior season.
- Earned first team All-New England Prep School honors.
- Earned Erickson Conference and Founder's League All-Star honors.
- Won a total of eight varsity letters, in football, basketball and track.
- Captured the New England Prep School title in the shot put.
- Set a school record in the shot put with a throw of 55 feet, 10-3/4 inches.
- Led basketball team to the 2006-2007 Tri-State League championship.

PERSONAL:

- Son of Susan and Steve McCabe.
- Majoring in Classics.



CHARLES McCALL
SENIOR • 5-11 • 200
WIDE RECEIVER
RANCHO CUCAMONGA, CALIF.
Los Osos H.S.

AS A JUNIOR IN 2010:

- Appeared in four games as a backup wide receiver.
- Caught a pass for 12 yards at Harvard.
- Also played against Fordham, Brown and Lafayette.

AS A SOPHOMORE IN 2009:

- Played in nine games at wide receiver, starting three times.
- Caught 14 passes for 124 yards and a touchdown on the season.
- Had five receptions for 35 yards at Brown.
- Totaled three catches for 46 yards and a score against Dartmouth.
- Had two receptions for 18 yards at Northeastern.
- Also posted one reception against Bucknell, Fordham, Lafayette and Lehigh.

AS A FRESHMAN IN 2008:

- Saw action in nine games as a backup receiver and on special teams.
- Made two tackles on special teams.
- Had tackles against UMass and Harvard.

HIGH SCHOOL:

- Played for coach Tom Martinez at Los Osos High School.
- Chosen second team All-Baseline League in 2006 and 2007.
- Named his team's Most Valuable Player.
- Caught 63 passes for a school-record 738 yards and nine touchdowns in 2007.
- Posted 30 receptions for 310 yards and three touchdowns in 2006.
- Led team to three straight conference championships.
- Earned team Rookie of the Year honors as a sophomore.
- A three-time Scholar Athlete selection.

PERSONAL:

- Son of Darcey McCall.
- Majoring in Sociology.

McCALL'S RECEIVING STATISTICS

YEAR	GP-GS	REC	YARDS	AVG	TD	LONG
2008	9-0	0	0	0.0	0	0
2009	9-3	14	124	8.9	1	30
2010	4-0	1	12	12.0	0	12
TOTAL	22-3	15	136	9.1	1	30

PLAYER PROFILES



RYAN MCGINN
SENIOR • 6-3 • 249
DEFENSIVE LINEMAN
WEST CHESTER, PA.
ST. JOSEPH'S PREP H.S.

AS A JUNIOR IN 2010:

- Played in all 11 games along the defensive line, starting 10 times.
- Led all Holy Cross defensive linemen with 36 tackles, including 24 solo stops, a sack and two tackles for loss.
- Had three tackles and a sack at Harvard.

- Made a season-high six tackles in the victory at Lafayette.
- Registered five tackles in the win over Bucknell.
- Totaled three solo tackles at Dartmouth, including one tackle for loss.
- Recorded four total tackles and a pass breakup against Lehigh.

AS A SOPHOMORE IN 2009:

- Played in one game as a backup defensive lineman, seeing action against Dartmouth.

AS A FRESHMAN IN 2008:

- Did not see any varsity action.

HIGH SCHOOL:

- Played for coach Gil Brooks at St. Joseph's Preparatory School in Philadelphia, Pa.
- Served as team captain during his senior year.
- Named first team All-League by the *Philadelphia Daily News*.
- Earned second team All-City and second team All-Catholic honors.
- Helped lead team to the Philadelphia Catholic League championship in 2005.
- Selected All-Academic by the *Pennsylvania Football News* in 2006 and 2007.
- Recipient of the 2007 John Spahr Award and the 2007 Brian Daly Award.

PERSONAL:

- Son of Steve and Colleen McGinn.
- Majoring in History.

McGINN'S DEFENSIVE STATISTICS

YEAR	GP-GS	UT	AT	TT	SACK	TFL	INT	PBU
2009	1-0	0	0	0	0-0	0-0	0-0	0
2010	11-10	24	12	36	1-10	2-11	0-0	1
TOTAL	12-10	24	12	36	1-10	2-11	0-0	1



NOAH MCMILLAN
FRESHMAN • 6-4 • 280
OFFENSIVE LINEMAN
SOUTHBOROUGH, MASS.
AVON OLD FARMS SCHOOL

HIGH SCHOOL:

- Played for head coach Kevin Driscoll at Avon Old Farms School.
- Started every game on both the offensive and defensive lines for three straight seasons.
- Earned All-Independent School League honors in 2009.

- Helped lead team to a top 10 New England Preparatory School Athletic Council finish in 2010.
- Also lettered in lacrosse.
- Member of National Honor Society.

PERSONAL:

- Son of Don and Sarah McMillan.
- Has one brother (Cameron).
- Father was captain of the tennis team at Colby College, while his mother was captain of the swimming team.
- Has not yet declared a major.



EMANUEL MENDOZA
SOPHOMORE • 6-5 • 297
OFFENSIVE LINEMAN
BRONX, N.Y.
CARDINAL HAYES H.S.

AS A FRESHMAN IN 2010:

- Did not see any varsity action.
- Selected to the Patriot League Academic Honor Roll.


HIGH SCHOOL:

- Played at for head coach C.J. O'Neill at Cardinal Hayes High School.

- Helped lead Cardinal Hayes to an 8-2 record in 2009, and the 2008 Turkey Bowl championship.
- Nominated for the New York State High School Football Classic.
- Also lettered in both basketball and track.
- Placed third in the Catholic High School Athletic Association championship meet in both the shot put and the discus two years in a row.

PERSONAL:

- Son of Oneida Mendoza.
- Has not yet declared a major.



NICK MERCURIO
JUNIOR • 6-1 • 179
WIDE RECEIVER
MELVILLE, N.Y.
ST. ANTHONY'S H.S.

AS A SOPHOMORE IN 2010:

- Played in seven games as a backup wide receiver.
- Caught four passes for 48 yards on the year.
- Had receptions against Lehigh, Harvard, Massachusetts and Howard.

AS A FRESHMAN IN 2009:

- Saw action in 11 games as a backup wide receiver.
- Caught two passes for 21 yards on the year, while rushing four times for 12 yards.
- Had receptions against both Harvard and Sacred Heart.

HIGH SCHOOL:

- Played for head coach Rick Reichert at St. Anthony's High School.
- Caught 15 passes for 200 yards and a touchdown as a senior, in addition to rushing 86 times for 650 yards and eight scores.

PLAYER PROFILES

- Served as team captain during his senior year, when he was also named team Most Valuable Player.
- Named All-Catholic High School Football League.
- Selected to play in the Outback Steakhouse Empire Challenge high school football All-Star game.
- Member of National Honor Society.

PERSONAL:


- Son of James and Gayle Mercurio.
- Has one brother (James) and one sister (Meeghan).
- Father played baseball at Missouri.
- Majoring in History.

MERCURIO'S RECEIVING STATISTICS

YEAR	GP-GS	REC	YARDS	AVG	TD	LONG
2009	11-0	2	21	10.5	0	13
2010	7-0	4	48	12.0	0	22
TOTAL	18-0	6	69	11.5	0	22

MERCURIO'S RUSHING STATISTICS

YEAR	GP-GS	ATT	YARDS	AVG	TD	LONG
2009	11-0	4	12	3.0	0	5
2010	7-0	0	0	0.0	0	0
TOTAL	18-0	4	12	3.0	0	5



GERALD MISTRETТА

JUNIOR • 6-1 • 203

WIDE RECEIVER

BROOKLYN, N.Y.

XAVERIAN H.S.

AS A SOPHOMORE IN 2010:

- Saw action in all 11 games at wide receiver, starting three times.
- Caught 29 passes for 374 yards and three touchdowns on the season.
- Rushed eight times for 56 yards and a score, and returned two kickoffs for 15 yards.

- Ranked 16th in the Patriot League in receiving yards, 18th in receptions and 20th in scoring.
- Had five catches for a season-best 84 yards in the victory over Brown.
- Finished with five receptions for 82 yards in the win over Fordham.
- Caught four passes for 48 yards in the victory at Colgate.
- Had four receptions for 41 yards and a touchdown at Dartmouth, in addition to returning two kickoffs for 15 yards.
- Made four catches for 31 yards and a score at Georgetown.

AS A FRESHMAN IN 2009:

- Played in all 12 games at wide receiver, starting five times.
- Caught five passes for 131 yards and a touchdown on the season.
- Had a 45-yard touchdown reception in the fourth quarter of the victory over Harvard.
- Also caught passes against Bucknell, Lafayette, Northeastern and Villanova.

HIGH SCHOOL:

- Played for head coach Joe DeSiena at Xaverian High School.
- Served as team captain during his senior year, when he was also named team Most Valuable Player.
- Caught 63 passes for 1,105 yards and 14 touchdowns during his senior season.

- Finished his career with 96 receptions for 1,510 yards and 20 scores.
- Also made 108 career tackles and intercepted five passes on defense.
- Twice named All-Catholic High School Football League.
- Earned first team All-City and fourth team All-State honors as a senior.
- Member of National Honor Society.

PERSONAL:

- Son of Gerald and Susan Mistretta.
- Has one brother (Richard).
- Majoring in Economics.

MISTRETТА'S RECEIVING STATISTICS

YEAR	GP-GS	REC	YARDS	AVG	TD	LONG
2009	12-5	5	131	26.2	1	45
2010	11-3	29	374	12.9	3	32
TOTAL	23-8	34	505	14.9	4	45

MISTRETТА'S RUSHING STATISTICS

YEAR	GP-GS	ATT	YARDS	AVG	TD	LONG
2009	12-5	1	6	6.0	0	6
2010	11-3	8	56	7.0	1	17
TOTAL	23-8	9	62	6.9	1	17



ANDREW MIZZONI

FRESHMAN • 6-4 • 220

DEFENSIVE LINEMAN

GLOUCESTER, MASS.

GLOUCESTER H.S.

HIGH SCHOOL:

- Played for head coach Paul Ingram at Gloucester High School.
- Served as team captain during his senior season.
- A two-way starter as both an offensive and defensive lineman.

- Earned Northeast Conference All-Star honors following his junior and senior years.
- Helped lead the team to the Division I state championship in 2009 and 2010, with perfect 13-0 records both years.
- Team posted an overall record of 50-2 during his four-year high school career, with a school-record 26-game winning streak from 2009-2010.
- Also lettered in both lacrosse and track.
- Member of National Honor Society.

PERSONAL:

- Son of Steven and Annmarie Mizzoni.
- Has one sister (Nicole).
- Has not yet declared a major.

PLAYER PROFILES



CHARLIE MURPHY
FRESHMAN • 6-1 • 215
LINEBACKER

OLD MILL CREEK, ILL.
LAKE FOREST H.S.
HIGH SCHOOL:

- Played one postgraduate year for head coach Bill Glennon at Phillips Exeter Academy in Exeter, N.H.
- Earned honorable mention All-New England honors during his one season at Exeter.
- Previously played for head coach Chuck

Spagnoli at Lake Forest High School.

- Named honorable mention All-North Suburban Conference as a senior.
- Recorded 112 total tackles during his junior year, when he helped lead the team to a state playoff appearance.
- Totaled 21 tackles for loss during his high school career.

PERSONAL:

- Son of Sean Murphy and Linda Leffingwell.
- Has two brothers (Tempel and William) and three sisters (Meghan, Isabel and Caroline).
- Has not yet declared a major.



JEREME MURRAY
FRESHMAN • 6-1 • 165
WIDE RECEIVER

STATE COLLEGE, PA.
STATE COLLEGE AREA H.S.
HIGH SCHOOL:

- Played for head coach Al Wolski at State College Area High School.
- Received the Kevin Dare Scholarship Award and the Rock Solid Award.
- Helped lead team to three straight district championships from 2008-2010.

- Team finished second in the state in 2009 and advanced to the state quarterfinals in 2010.

- Totaled 201 rushing yards, 330 receiving yards and 227 kickoff return yards during his high school career.

- Also lettered in track.
- Member of National Honor Society.

PERSONAL:

- Son of Jerry and Suzanne Murray.
- Has two sisters (Maura and Jessica).
- Father played baseball at Indiana (Pa.) University.
- Has not yet declared a major.



RYAN NEUMANN
FRESHMAN • 5-11 • 207
LINEBACKER

SADDLE RIVER, N.J.
ST. JOSEPH REGIONAL H.S.
HIGH SCHOOL:

- Played for head coach Tony Karcich at St. Joseph Regional High School.
- Served as team captain during his senior season.
- Twice named first team All-League and second team All-County.

- Earned All-County honors from the *Bergen Record* and All-Conference honors from the *Newark Star-Ledger*.

- Recorded 74 tackles, seven quarterback sacks and 11 tackles for loss during his senior year.


- Finished his high school career with 125 total tackles, 12 quarterback sacks and 20 tackles for loss.

- Also lettered in lacrosse, and played club rugby for the Bergen Barbarians.

- Member of National Honor Society.

PERSONAL:

- Son of Thomas and Geralyn Neumann.
- Has two sisters (Allison and Emily).
- Father played football at Muhlenberg College.
- Has not yet declared a major.



PAT O'CONNELL
JUNIOR • 6-1 • 228
LINEBACKER

FRAMINGHAM, MASS.
FRAMINGHAM H.S.

AS A SOPHOMORE IN 2010:

- Saw action in seven games, primarily on special teams.

- Played against Georgetown, Fordham, Dartmouth, Colgate, Lehigh, Lafayette and Bucknell.

AS A FRESHMAN IN 2009:

- Did not see any varsity action.

HIGH SCHOOL:

- Played for head coach Gary Doherty at Framingham High School.
- Totaled 102 tackles, two interceptions and two sacks during his senior season.

- Finished his career with 309 total tackles, five forced fumbles, five sacks and three interceptions.

- Named first team All-Bay State Conference following his senior year.


- Served as team captain in both 2007 and 2008.

- Three-time recipient of his team's Khari Samuel Defensive Most Valuable Player award.

PERSONAL:

- Son of Tim and Mary O'Connell.
- Has one brother (Sean).
- Majoring in Economics.

PLAYER PROFILES



SCOTTY O'DONOGHUE
SOPHOMORE • 5-11 • 193
DEFENSIVE BACK
TAMPA, FLA.
SICKLES H.S.

AS A FRESHMAN IN 2010:

- Saw action in all 11 games, mostly on special teams.
- Made seven tackles on the season.
- Recorded two tackles against Bucknell.
- Also had tackles against Lafayette, Colgate, Fordham, Harvard and Howard.

HIGH SCHOOL:

- Played for head coach Pat O'Brien at Sickles High School.
- Served as team captain during his junior and senior seasons.
- A three-time All-Western Conference selection.
- Earned All-Sun Coast and honorable mention All-State honors as a senior.
- Selected All-Hillsborough County three times by both the *Tampa Tribune* and the *St. Petersburg Times*.
- Totaled 439 tackles during his high school career, while rushing for 820 yards as a fullback.
- Broke the school record for career tackles.
- Led the team in tackles during his sophomore (102), junior (126) and senior (137) seasons.
- Member of National Honor Society.

PERSONAL:

- Son of Jim and Cindy O'Donoghue.
- Has three brothers (James, Jake and Jared) and one sister (Brandy).
- Majoring in Economics.

O'DONOGHUE'S DEFENSIVE STATISTICS

YEAR	GP-GS	UT	AT	TT	SACK	TFL	INT	PBU
2010	11-0	6	1	7	0-0	0-0	0-0	0



MICHAEL O'DWYER
FRESHMAN • 6-0 • 220
RUNNING BACK
DENVER, COLO.
REGIS JESUIT H.S.

HIGH SCHOOL:

- Played for head coach Mark Nolan at Regis Jesuit High School.
- Served as team captain during his junior and senior seasons.
- Earned honorable mention All-State honors as a senior.

- A three-time All-Continental League and Academic All-State selection.
- Recorded 195 tackles with 13 tackles for loss and three forced fumbles at linebacker during his senior year.
- Finished his high school career with 381 total tackles.
- Team advanced to the Class AAAAA state finals in 2010, after making it to the quarterfinals in 2009.
- Also lettered in swimming, where he helped lead the team to two state championships.

- Member of National Honor Society.

PERSONAL:

- Son of Ronny and Debbie O'Dwyer.
- Has two brothers (Christian and Ronny).
- Has not yet declared a major.



ERIC OLDIGES
SENIOR • 6-3 • 282
DEFENSIVE LINEMAN
TAYLOR MILL, KY.
HOLY CROSS H.S.

AS A JUNIOR IN 2010:

- Played in six games as a backup defensive lineman and long snapper.
- Totaled six tackles on the season.
- Recorded two tackles at Georgetown, including one tackle for loss.
- Made two tackles at Harvard.

- Had one tackle and one pass breakup at Dartmouth.

- Registered a tackle at Massachusetts.

AS A SOPHOMORE IN 2009:

- Played in one game as a backup defensive lineman.
- Made one solo tackle at Villanova in the NCAA playoffs.

AS A FRESHMAN IN 2008:

- Did not see any varsity action.

HOLY CROSS TRACK & FIELD:

- A member of the Crusader indoor track and field team in 2008-2009, competing in the shot put and the weight throw.
- Named the Patriot League Field Performer of the Week on Dec. 16, 2008.

HIGH SCHOOL:

- Played for coach Bruce Kozerski at Holy Cross High School in Covington, Ky.
- Named the Northern Kentucky Defensive Lineman of the Year by the Anthony Munoz Foundation.
- Received the Kentucky Top 24 Coca-Cola Gold Helmet award.
- Totaled 108 tackles as a senior, with nine tackles for loss, three blocked kicks and two fumble recoveries.
- Played in the Kentucky Coaches Association East-West All-Star game and the Kentucky-Tennessee Border Bowl.
- Also lettered in track and field.
- Set a school record in the shot put, at 46-feet, seven-inches.
- Member of National Honor Society.

PERSONAL:

- Son of Roxeanne and Steve Oldiges.
- Majoring in English.

OLDIGES' DEFENSIVE STATISTICS

YEAR	GP-GS	UT	AT	TT	SACK	TFL	INT	PBU
2009	1-0	1	0	1	0-0	0-0	0-0	0
2010	6-0	3	3	6	0-0	1-2	0-0	1
TOTAL	7-0	4	3	7	0-0	1-2	0-0	1

PLAYER PROFILES



RICKY OTIS
SENIOR • CAPTAIN • 6-1 • 220
LINEBACKER

CLEVELAND, OHIO
ELDER H.S.

AS A JUNIOR IN 2010:

- Named first team All-Patriot League.
- Started nine contests at linebacker.
- Led the team with 108 total tackles, even though he missed two full games due to injury.
- Also recorded two tackles for loss, two

fumble recoveries, a forced fumble and a pass breakup.

- Led the Patriot League and ranked fifth in nation in total tackles.
- Also ranked second in the conference in fumble recoveries and seventh in forced fumbles, while standing second in the nation in solo tackles and 43rd in fumble recoveries.
- Reached double figures in tackles seven times, including five straight games to end the year.
- Led team in tackles in eight of the nine games he played.
- Two-time Patriot League Defensive Player of the Week selection, on Sept. 25 and Nov. 13.

- Totaled a season-high 17 tackles during the victory at Lafayette, including 11 solo stops and a tackle for loss.

- Recorded 16 tackles and a pass breakup at Georgetown.

- Had 14 total tackles and a forced fumble against Lehigh.

- Finished with 12 total tackles in the victory over Bucknell.

- Made 12 tackles in the win over Howard, including one tackle for loss.

AS A SOPHOMORE IN 2009:

- Selected to the Patriot League Academic Honor Roll.

- Saw action in all 12 games as a backup linebacker and on special teams.

- Totaled 20 tackles on the season.

- Made a season-high eight tackles at Villanova in the NCAA playoffs.

- Recorded four solo tackles in the victory over Colgate.

- Posted two tackles and a pass breakup at Fordham.

- Also had two tackles against Dartmouth and Sacred Heart.

AS A FRESHMAN IN 2008:

- Played in seven games as a backup linebacker and on special teams.

- Made seven tackles on the year.

- Recorded three tackles against Lehigh.

- Made a pair of tackles at Dartmouth.

- Also had tackles against Brown and Fordham.

HIGH SCHOOL:

- Played for coach Doug Ramsey at Elder High School in Cincinnati, Ohio.

- Earned second team All-Greater Catholic League honors.

- Named honorable mention All-City by the *Cincinnati Enquirer*.

- Selected as the Most Valuable Player of the Cincinnati Crosstown Show-down.

- Recorded a team-high 78 total tackles during both his junior and senior seasons.

- Team ended Charlotte (N.C.) Independence's 109-game winning streak with a 41-34 overtime victory in the Kirk Herbstreit Challenge.

- Also lettered in baseball.

- Member of National Honor Society.

PERSONAL:

- Son of Rick and Tammy Otis.
- Majoring in Economics.

OTIS' DEFENSIVE STATISTICS

YEAR	GP-GS	UT	AT	TT	SACK	TFL	INT	PBU
2008	7-0	4	3	7	0-0	0-0	0-0	0
2009	12-0	18	2	20	0-0	0-0	0-0	1
2010	9-9	74	34	108	0-0	2-3	0-0	1
TOTAL	28-9	96	39	135	0-0	2-3	0-0	2



COREY PAGE
SENIOR • 6-0 • 174
PUNTER

TAMPA, FLA.
SICKLES H.S.

AS A JUNIOR IN 2010:

- Did not see any varsity action.
- Selected to the Patriot League Academic Honor Roll.

AS A SOPHOMORE IN 2009:

- Did not appear in any games.

AS A FRESHMAN IN 2008:

- Did not see any varsity action.

HIGH SCHOOL:

- Played for coach Pat O'Brien at Walter L. Sickles High School.

- Selected third team All-State in 2007.

- Named first team All-Hillsborough County and first team All-Suncoast Region as a senior.

- Averaged 42 yards per punt as a senior, while placing 21 of 59 punts inside the 20-yard line.

- Connected on seven of 11 field goal attempts, with a long of 44 yards, in addition to making 100 percent of his extra point attempts.


- Member of National Honor Society.

PERSONAL:

- Son of David and Vicky Page.

- Father was a four-year letterwinner on the football team at Lafayette.

- Majoring in History.



KYLE PEDRETTY
JUNIOR • 6-4 • 285
OFFENSIVE LINEMAN
DUNEDIN, FLA.
DUNEDIN H.S.

AS A SOPHOMORE IN 2010:

- Started all 11 games at right tackle.

- Part of an offensive line which allowed just 17 sacks all season, while the team attempted 418 passes (just one sack for every 25.6 times the team dropped back to pass).

- Helped pave the way for the Crusaders to

average 22.6 points, 224.0 passing yards, 99.1 rushing yards and 323.1 yards of total offense per game.

- Selected to the Patriot League Academic Honor Roll.

PLAYER PROFILES

AS A FRESHMAN IN 2009:

- Did not see any varsity action.

HIGH SCHOOL:

- Played for head coach Mark Everett at Dunedin High School.
- Served as team captain during his senior year.
- Twice selected as his team's Most Valuable Player.
- Named first team All-Pinellas County and honorable mention All-Conference in 2008.
- Led team to district championships in 2006, 2007 and 2008.
- Member of National Honor Society.

PERSONAL:

- Son of Don and Bobi Pedretty.
- Has one brother (Connor).
- Majoring in Chemistry.



MAX PHELPS

FRESHMAN • 6-5 • 235

DEFENSIVE LINEMAN

DUBLIN, OHIO

DUBLIN COFFMAN H.S.

HIGH SCHOOL:

- Played for head coach Mark Crabtree at Dublin Coffman High School.
- Served as team captain during his senior season.
- Named a McDonald's Scholar-Athlete in 2010.

- Totaled 74 tackles, 14 tackles for loss and two forced fumbles as a senior.

- Finished his high school career with 131 total tackles, 10 quarterback sacks, 26 tackles for loss and two defensive touchdowns.

- Team won the Ohio Capital Conference championship and finished as the regional runner-up in 2009.

- Member of National Honor Society.

PERSONAL:

- Son of Michael and Mollie Phelps.
- Has two brothers (Wiley and Ike) and one sister (Brigid).
- Has not yet declared a major.



DIEGO QUINTANAR

FRESHMAN • 5-10 • 190

DEFENSIVE BACK

WINDERMERE, FLA.

WEST ORANGE H.S.

HIGH SCHOOL:

- Played for head coach George Petree at West Orange High School in Winter Garden, Fla.
- Served as team captain during both his junior and senior seasons.
- Member of National Honor Society.

PERSONAL:

- Son of David and Maria Quintanar.
- Has one brother (Rodrigo) and one sister (Sofia).

- Brother, Rodrigo, played football at Universidad Anahuac in Mexico.
- Has not yet declared a major.



PAT RESTREPO

FRESHMAN • 6-4 • 270

OFFENSIVE LINEMAN

CHESTER SPRINGS, PA.

DOWNTOWN EAST H.S.

HIGH SCHOOL:

- Played for head coach Mike Matta at Downton East High School.
- Served as team captain during his senior season.
- A second team All-State selection as a senior.

- Named first team All-Conference in 2010, after being a second team selection in 2009.

- Selected first team All-Area and first team All-Southeastern Pennsylvania following senior year.

- Helped lead team to three straight Ches Mont League championships, with trips to the district semifinals in 2009 and the district quarterfinals in 2010.

- Member of National Honor Society.

PERSONAL:

- Son of John and Mary Beth Restrepo.
- Has three brothers (Clark, Lucas and Ross).
- Has not yet declared a major.



KYLE ROBBINS

FRESHMAN • 6-0 • 195

RUNNING BACK

KINNELON, N.J.

KINNELON H.S.

HIGH SCHOOL:

- Played for head coach Kevin White at Kinnelon High School.
- Served as team captain during his senior season.
- A third team All-State and second team All-County selection as a senior.

- Earned first team All-Northwest New Jersey Athletic Conference honors in 2010, after being a second team selection in 2009.

- Rushed for 1,500 yards on 168 carries during his senior year.

- Totaled over 3,000 rushing yards and 35 touchdowns during his high school career.

- Set a school record by rushing for 187 yards on six carries in a single quarter.

PERSONAL:

- Son of William and Ann Lisa Robbins.
- Has two brothers (Sean and Jake).
- Has not yet declared a major.

PLAYER PROFILES



ROMAN SANDOVAL
JUNIOR • 5-10 • 212
LINEBACKER

ALLISON PARK, PA.
SHADY SIDE ACADEMY
AS A SOPHOMORE IN 2010:

- Saw action in all 11 games, earning his first career start at Harvard.
- Recorded 34 total tackles on the season, including 21 solo stops and one tackle for loss.
- Totaled 11 tackles during the game at Massachusetts, including eight solo stops.

- Made 11 total tackles in the contest at Harvard.
- Posted six solo tackles at Georgetown, including a tackle for loss.
- Had a pair of tackles in the victory over Howard.

AS A FRESHMAN IN 2009:

- Played in 10 games, as a backup linebacker and on special teams.
- Totaled six tackles on the season.
- Made two solo tackles at Brown.
- Had a pair of tackles against Sacred Heart.
- Also recorded tackles against Northeastern and Villanova.

HIGH SCHOOL:

- Played for head coach Dave Havern at Shady Side Academy.
- Served as team captain during his junior and senior seasons.
- Two-time first team All-Allegheny Conference selection.
- Led team to the Allegheny Conference title and an undefeated record as a senior.
- Also a member of the varsity wrestling and track teams at Shady Side Academy.
- Won the Pennsylvania state wrestling title at 189 pounds as a junior.
- Led wrestling team to the state championship in junior season, and a state runner-up finish as a senior.

PERSONAL:

- Son of Ricardo and Carolyn SanDoval.
- Has three brothers (Ric, Nic and Nino).
- Brother, Ric, was an All-Ivy League linebacker at Penn.
- Brother, Nic, played football at St. Francis (Pa.).
- Brother, Nino, was on the wrestling team at Franklin & Marshall.
- Majoring in Mathematics.

SANDOVAL'S DEFENSIVE STATISTICS

YEAR	GP-GS	UT	AT	TT	SACK	TFL	INT	PBU
2009	10-0	4	2	6	0-0	0-0	0-0	0
2010	11-1	21	13	34	0-0	1-1	0-0	0
TOTAL	21-1	25	15	40	0-0	1-1	0-0	0



ALEX SCHNEIDER
SENIOR • 6-7 • 257
TIGHT END
INVER GROVE HEIGHTS, MINN.
ST. THOMAS ACADEMY
AS A JUNIOR IN 2010:

- Named first team All-Patriot League.
- Played in all 11 games, with eight starts.
- Finished the season with 30 receptions for 217 yards and a touchdown.
- Ranked second among Patriot League tight ends in both receptions and receiving yards.

- Had a season-high six receptions for 48 yards at Harvard.
- Caught four passes for 31 yards and a score in the win over Fordham.
- Made four catches for 22 yards at Massachusetts.
- Totaled three receptions for 30 yards at Dartmouth.
- Had three catches for 20 yards against both Georgetown and Brown.

AS A SOPHOMORE IN 2009:

- Earned second team All-Patriot League honors.
- Ranked fourth on the team with 33 receptions for 275 yards.
- Caught six touchdown passes, the second-most on the team.
- Ranked second among all Patriot League tight ends in both receptions and receiving yards.
- Caught a pass in 10 straight games to end the season.
- Had seven catches for 52 yards and two touchdowns at Villanova in the NCAA playoffs.
- Posted seven receptions for 54 yards and a touchdown at Bucknell.
- Made four catches for 41 yards and a score in the win over Colgate.
- Finished with three receptions against Dartmouth, Harvard, Lafayette and Lehigh.
- Caught a five-yard touchdown pass at Brown.

AS A FRESHMAN IN 2008:

- Did not see any varsity action.

HIGH SCHOOL:

- Played for coach Dave Ziebarth at St. Thomas Academy in Mendota Heights, Minn.
- Led team to a 9-2 record during his senior season.
- Earned All-State honors in basketball.
- Selected as a finalist for Mr. Basketball honors in Minnesota by the *Minneapolis Star Tribune*.
- Led team to the 2007 state championship in basketball.
- Nominated for the McDonald's All-America basketball game.
- Scored over 1,000 career points.

PERSONAL:

- Son of Patrick and Lauri Schneider.
- Brother, Jake, played football at Bethel University.
- Majoring in Sociology.

SCHNEIDER'S RECEIVING STATISTICS

YEAR	GP-GS	REC	YARDS	AVG	TD	LONG
2009	12-6	33	275	8.3	6	18
2010	11-8	30	217	7.2	1	13
TOTAL	23-14	63	492	7.8	7	18

PLAYER PROFILES



RYAN SCHNIEBER
FRESHMAN • 6-4 • 300
OFFENSIVE LINEMAN

CINCINNATI, OHIO
ST. XAVIER H.S.
HIGH SCHOOL:

- Played for head coach Steve Specht at St. Xavier High School.
- Team won the Greater Catholic League South championship and the city championship in 2009, while finishing as a regional semifinalist.

- Also lettered in track and field, throwing the shot put and the discus.
- Helped lead the track and field team to a district championship.

PERSONAL:

- Son of Mark and Ginny Schnieber.
- Has two brothers (Matt and Tim) and one sister (Sarah).
- Sister, Sarah, was a member of the swimming team at Duquesne.
- Has not yet declared a major.



IRVIN SCOTT
SOPHOMORE • 6-1 • 181
DEFENSIVE BACK

BROOKLINE, MASS.
BROOKLINE H.S.

AS A FRESHMAN IN 2010:

- Played in all 11 games, seeing most of his action on special teams.
- Made five tackles on the season.
- Recorded two solo tackles in the victory over Howard.
- Had two tackles in the win over Bucknell.

- Added one tackle in the victory over Brown.

HOLY CROSS TRACK & FIELD:

- Competed in sprints and the long jump in 2010-2011.
- At the 2011 Patriot League indoor championship, placed 15th in the long jump and 21st in the 200-meter dash.

HIGH SCHOOL:

- Played for head coach Lazaro Mitjans at Brookline High School.
- Served as team captain during his junior and senior seasons.
- Earned first team All-Bay State League honors as a senior, after being a second team selection as a junior.
- Totaled 103 tackles during his high school career.
- Rushed for 1,600 career yards and 13 touchdowns on offense, while throwing for 1,804 yards and 11 scores.
- Selected to play in the Shriners Classic All-Star Game.
- Also lettered in track, serving as captain of both the indoor and outdoor teams.
- Broke the school record in the triple jump.

PERSONAL:

- Son of Irvin and Lakisha Scott.
- Has not yet declared a major.

SCOTT'S DEFENSIVE STATISTICS

YEAR	GP-GS	UT	AT	TT	SACK	TFL	INT	PBU
2010	11-0	3	2	5	0-0	0-0	0-0	0



GEORGE SESSOMS
SOPHOMORE • 5-11 • 211
DEFENSIVE BACK

PEABODY, MASS.
ST. JOHN'S PREP SCHOOL
AS A FRESHMAN IN 2010:

- Did not see any varsity action.
- HIGH SCHOOL:**
- Played for head coach James O'Leary at St. John's Preparatory School.
- Served as team captain during his senior season.

- Named a Catholic Conference All-Star in 2009.
- Selected to the *Boston Herald* All-Scholastic team, while receiving All-Star honors from the *Salem Evening News* and the *Lynn Item*.
- Recorded six sacks and an interception during his senior season, in addition to rushing for 1,182 yards and 14 touchdowns on offense.
- Totaled 1,985 rushing yards and 21 touchdowns over the course of his high school career.
- Also lettered in both basketball and track, serving as captain of the basketball team.

PERSONAL:

- Son of George and Fitzallen Sessoms.
- Has two sisters (Morgan and Melissa).
- Sister, Melissa, was a member of the swimming team at Miami (Fla.).
- Sister, Morgan, was a member of the swimming team at Columbia.
- Majoring in English.



MICHAEL SHEWCHUK
FRESHMAN • 6-3 • 187
QUARTERBACK

CHICAGO, ILL.
TAFT H.S.
HIGH SCHOOL:

- Played for head coach Matthew Walsh at Taft High School.
- Earned All-Conference honors in both 2009 and 2010.
- Selected All-City as a senior.
- Completed 69 of 143 passes for 1,029 yards

- and 12 touchdowns during his senior year, while rushing for 212 yards and eight scores on 39 attempts.
- Finished his high school career hitting on 139 of 287 pass attempts for 2,182 yards and 28 touchdowns.
- Led team to state playoff appearances during his junior and senior seasons.
- Named the *Chicago Sun-Times* Football Star of the Week in 2009, after throwing for 275 yards and three touchdowns in a victory over Gage Park.

PLAYER PROFILES

- Also lettered in baseball, helping lead team to the school's first-ever regional championship in 2009.
- Member of National Honor Society.

PERSONAL:

- Son of Todd and Vita Shewchuk.
- Has one sister (Julianna).
- Has not yet declared a major.



LOGAN SILVER
FRESHMAN • 6-0 • 185
DEFENSIVE BACK
EUGENE, ORE.
MARIST CATHOLIC H.S.
HIGH SCHOOL:

- Played for head coach Frank Geske at Marist Catholic High School.
- Served as team captain during his senior season.
- Named the Offensive Player of the Year in the state of Oregon in 2010.

- A two-time first team All-State and first team All-Conference selection.
- As a quarterback, totaled 2,876 passing yards, 1,911 rushing yards and 66 touchdowns as a senior.
- Helped lead team to state championships in 2007 and 2009, and a state runner-up finish in 2010.
- Also lettered in baseball and track, earning first team All-Conference honors in both sports.
- Member of National Honor Society.

PERSONAL:

- Son of Shelly Silver.
- Has three sisters (Morgan, Karson and Brittan).
- Has not yet declared a major.



JON SMITH
SOPHOMORE • 6-3 • 184
WIDE RECEIVER
MATAWAN, N.J.
MATAWAN REGIONAL H.S.
AS A FRESHMAN IN 2010:

- Did not see any varsity action.
- Selected to the Patriot League Academic Honor Roll.

HIGH SCHOOL:

- Played for head coach Joe Martucci at Matawan Regional High School.

- Named first team All-Region and first team All-Division as a senior.
- Led his team in receiving with 27 catches for 600 yards and nine touchdowns during his senior year.
- Helped lead his team to the Central Jersey Group II state championship.
- Also lettered in track, serving as team captain during his senior year.
- Earned All-Region and All-County honors in track, while leading his team to a pair of state championships.
- Member of National Honor Society.

PERSONAL:

- Son of John and Pauline Smith.
- Has one brother (Robert) and two sisters (Veronica and Stephanie).
- Sister, Veronica, ran track at the Stevens Institute of Technology.
- Majoring in Sociology.



NATE STANLEY
SOPHOMORE • 6-2 • 218
WIDE RECEIVER
EUCLID, OHIO
ST. EDWARD H.S.

AS A FRESHMAN IN 2010:

- Did not see any varsity action.

HIGH SCHOOL:

- Played for head coach Richard Finotti at St. Edward High School.
- Caught 21 passes for 300 yards and two touchdowns during his senior season.

- Totaled 36 receptions for 450 yards and three touchdowns over the course of his high school career.

PERSONAL:

- Son of Nathaniel Stanley and Felicia Dunlop-Stanley.
- Has two brothers (Devin and Donovan).
- Has not yet declared a major.



RYAN TAGGART
SENIOR • 6-2 • 214
QUARTERBACK
BEDFORD, TEXAS
TRINITY H.S.

- Ranks fourth all-time at Holy Cross in career completion percentage (.586) and seventh in career pass efficiency rating (118.9).

AS A JUNIOR IN 2010:

- Started all 11 games at quarterback.
- Completed 185 of 317 passes for 1,899 yards and 14 touchdowns on the season, while rushing

for 284 yards and five scores on 85 carries.

- Ranked third in the Patriot League in passing yards, while standing fourth in both total offense and pass efficiency, and 10th in touchdowns scored.
- Finished the season ranked 37th in the nation in completions, 42nd in points responsible for, 55th in passing yards and total offense, 64th in pass efficiency.
- Set career highs with 289 passing yards and 75 rushing yards during the win over Fordham, while hitting 27 of 37 passes.
- Following the Fordham game, received the Johnny Turco Award as the MVP of Holy Cross Homecoming game, in addition to being named the AT&T Crusader of the Week.
- Had 246 yards of total offense and accounted for four touchdowns during the victory at Lafayette, and received the Gridiron Club of Greater Boston Gold Helmet Award.
- Threw for 186 yards and three touchdowns in the win over Howard.
- Hit on 19 of 29 passes for 196 yards and two scores against Brown.
- Had 220 passing yards and two touchdowns at Dartmouth.

PLAYER PROFILES

- Rushed for 28 yards and two scores during the victory over Bucknell, in addition to passing for 154 yards.

- Selected to the Patriot League Academic Honor Roll.

AS A SOPHOMORE IN 2009:

- Saw action in five games, as a backup quarterback and the holder on extra points and field goals.

- Completed both of his passes on the year, one each against Northeastern and Dartmouth.

- Rushed three times for seven yards at Fordham.

AS A REDSHIRT FRESHMAN IN 2008:

- Did not see any varsity action.

AS A FRESHMAN IN 2007:

- Missed the season due to injury, and received a medical redshirt.

HIGH SCHOOL:

- Three-year letterwinner at Trinity High School.

- A unanimous first team All-District selection as a senior.

- Named first team Academic All-District and second team Academic All-State.

- Team posted an overall record of 36-5 during his career, and won the 2005 Class 5A Division I state championship.

- Completed 62 of 121 attempts for 1,080 yards and 12 touchdowns as a senior, while leading Trinity to an overall record of 11-1.

- Received his team's Sportsmanship Award.

PERSONAL:

- Son of Tom and Denise Taggart.

- Father played football at Southeast Missouri State University.

- Brother, Tommy, played football at the University of Oklahoma.

- Majoring in Economics.

TAGGART'S PASSING STATISTICS

YEAR	GP-GS	COMP-ATT	INT	PCT	YARDS	TD	LONG
2009	5-0	2-2	0	100.0	3	0	4
2010	11-11	185-317	7	58.4	1899	14	38
TOTAL	16-11	187-319	7	58.6	1902	14	38

TAGGART'S RUSHING STATISTICS

YEAR	GP-GS	ATT	YARDS	AVG	TD	LONG
2009	5-0	3	7	2.3	0	8
2010	11-11	85	284	3.3	5	30
TOTAL	16-11	88	291	3.3	5	30



SHANE TAYLOR FRESHMAN • 5-11 • 173

WIDE RECEIVER

ST. PAUL, MINN.

CONCORDIA ACADEMY

HIGH SCHOOL:

- Played for head coach Brian Brown at Concordia Academy.

- Earned first team All-State honors as a senior, after being an honorable mention All-State selection as a junior.

- A two-time first team All-Conference selection.

tion.

- Led the state of Minnesota with 1,160 receiving yards as a senior, in addition to totaling 59 catches and 13 touchdowns.

- Finished his high school career with 114 receptions for 1,916 yards and 21 touchdowns.

- Also lettered in basketball, twice earning first team All-Conference honors.

- Served as team captain during his senior season.

PERSONAL:

- Son of Keith and Mary Taylor.

- Has three brothers (Andre, Julius and Aaron).


- Father ran track at Lawrence University.

- Brother, Aaron Stecker, played football at Western Illinois University and in the National Football League for 10 seasons.

- Brother, Andre Taylor, plays football at the University of St. Thomas.

- Brother, Julius Stecker, played basketball at Wisconsin-Fox Valley.

- Has not yet declared a major.



PAUL TEARSON SENIOR • 6-1 • 177

PLACEKICKER

AUSTIN, TEXAS

A.N. McCALLUM H.S.

AS A JUNIOR IN 2010:

- Appeared in eight games on the season, seeing most of his action on kickoff duty.

- Averaged 57.4 yards on 25 kickoffs, with one touchback.

- Missed his only field goal attempt on the year, a 51-yarder against Howard.

- Joined the team as a walk-on kicker in the spring of 2010.

HOLY CROSS SOCCER:

- Three-year member of the Crusader soccer team as a defender.

- Played in 35 career games from 2007-2009, starting 17 times.

- Started 15 out of 18 games for the 2007 team which won the Patriot League regular season title.

HIGH SCHOOL:

- Member of the football, soccer and track teams at A.N. McCallum High School.

- Named All-Region in soccer in 2005.

- Soccer team finished second in state in 2004.

PERSONAL:

- Majoring in Spanish.

TEARSON'S PLACEKICKING STATISTICS

YEAR	GP-GS	1-29	30-39	40+	FG-A	PCT	LG	XP-A	PTS
2010	8-0	0-0	0-0	0-1	0-1	0.0	0	0-0	0

PLAYER PROFILES



JIMMY THOMAS
SENIOR • 6-3 • 223

LINEBACKER
SEVERN, Md.

ARCHBISHOP SPALDING H.S.

AS A JUNIOR IN 2010:

- Saw action in all 11 games at linebacker, with two starts.
- Totaled 35 tackles on the year, including 23 solo stops, one sack and five tackles for loss.
- Made a season-high six tackles during the victory over Howard.

- Had five tackles and a pass breakup in the win over Fordham.
- Recorded four solo tackles at Harvard, including two tackles for loss.
- Registered four tackles and a sack during the victory at Lafayette.

AS A SOPHOMORE IN 2009:

- Played in 11 games on the season, starting nine times.
- Ranked fifth on the team with 67 total tackles, including 57 solo stops, nine tackles for loss and four sacks.
- Posted a season-high 12 tackles at Fordham, with two sacks and a fumble recovery.
- Earned Patriot League Defensive Player of the Week honors following the Fordham game.
- Made 10 total tackles and forced a fumble at Villanova in the NCAA playoffs.
- Recorded eight tackles at Lehigh, with two tackles for loss and a sack.
- Finished with seven solo tackles in the victory over Lafayette, including two tackles for loss and a key sack in the fourth quarter.
- Had seven total tackles with one tackle for loss against Colgate.
- Totaled six tackles, a tackle for loss and a pass breakup vs. Dartmouth.

AS A FRESHMAN IN 2008:

- Saw action in six games as a backup linebacker and on special teams.
- Made two tackles on the year.
- Had tackles against Bucknell and Fordham.

HIGH SCHOOL:

- Played for coach Mike Whittles at Archbishop Spalding High School.
- Served as team captain as a senior.
- Selected to the Baltimore Touchdown Club's Super 22 All-Star team during his junior and senior years.
- Earned All-State, All-Metro and All-Conference honors.
- Totaled 81 tackles, nine sacks and two interceptions in 2007.
- Had 76 tackles, 11 sacks and two interceptions in 2006.
- Led team to an 11-0 record in 2006 and the Maryland Interscholastic Athletic Association championship.
- Selected as a National Football Foundation scholar athlete.
- Also lettered in lacrosse.
- Member of National Honor Society.

PERSONAL:

- Son of Jim and Debra Thomas.
- Majoring in Economics.

THOMAS' DEFENSIVE STATISTICS

YEAR	GP-GS	UT	AT	TT	SACK	TFL	INT	PBU
2008	6-0	1	1	2	0-0	0-0	0-0	0
2009	11-9	57	10	67	4-49	9-58	0-0	1
2010	11-2	23	12	35	1-3	5-10	0-0	1
TOTAL	28-11	81	23	104	5-52	14-68	0-0	2



SHANE THOMPSON
FRESHMAN • 6-1 • 220

LINEBACKER

LONG VALLEY, N.J.

WEST MORRIS CENTRAL H.S.

HIGH SCHOOL:

- Played for head coach Kevin Hennelly at West Morris Central High School.
- Served as team captain during his senior season.
- A two-time first team All-State Group III selection.


- Named first team All-County and first team All-Area in both 2009 and 2010.

- Totaled 102 tackles, three forced fumbles and two pass breakups during his senior year.

- Set a school single-season record with 132 tackles as a junior.
- Finished his high school career with 243 tackles, in addition to rushing for 2,197 yards as a fullback.
- Helped lead the team to the state championship in 2009, along with state semifinal appearances in 2008 and 2010.
- Also lettered in baseball, earning All-Conference honors.

PERSONAL:

- Son of Craig and Debbie Thompson.
- Has one brother (Connor) and two sisters (Amanda and Emily).
- Father played football at the College of New Jersey.
- Has not yet declared a major.



MARK TOLZIEN

SENIOR • CAPTAIN • 6-1 • 193

QUARTERBACK

ROLLING MEADOWS, ILL.

FREMD H.S.

AS A JUNIOR IN 2010:

- Played in four games at quarterback.
- Completed 16 of 25 passes on the season for 147 yards and two touchdowns.
- Connected on four of five attempts for 33 yards and two touchdowns during the victory at Colgate.

- Hit on six of 12 pass attempts for 57 yards against Lehigh.
- Completed all four of his passes for 43 yards in the win over Bucknell.
- Selected to the Patriot League Academic Honor Roll.

AS A SOPHOMORE IN 2009:

- Did not appear in any games.

AS A FRESHMAN IN 2008:

- Did not see any varsity action.

HIGH SCHOOL:

- Played for coach Mike Donatucci at Fremd High School in Palatine, Ill.
- Named the 2007 Player of the Year in the Mid-Suburban League.
- Earned Class 8A All-State honors from the Illinois High School Football Coaches Association.
- Rated as the No. 34 quarterback in the nation by ESPN / Scouts, Inc.
- Completed 178 of 273 passes for 2,123 yards and 19 touchdowns as a senior.

PLAYER PROFILES

- Hit on 265 of 433 attempts for 3,294 yards and 31 scores during his high school career.
- Set 12 school records.
- Team posted a 39-4 mark during his four years, winning four straight conference championships.
- Received Academic All-State honors.
- Also a member of the basketball, baseball and track teams at Fremd.
- Member of National Honor Society.

PERSONAL:

- Son of Virginia and Michael Tolzien, Sr.
- Brother, Michael, was a member of the football and boxing teams at the U.S. Air Force Academy.
- Brother, Scott, played quarterback at Wisconsin from 2006-2010.
- Majoring in Sociology.

TOLZIEN'S PASSING STATISTICS

YEAR	GP-GS	COMP-ATT	INT	PCT	YARDS	TD	LONG
2010	4-0	16-25	0	64.0	147	2	21

TOLZIEN'S RUSHING STATISTICS

YEAR	GP-GS	ATT	YARDS	AVG	TD	LONG
2010	4-0	10	-17	-1.7	0	6



KYLE TOULOUSE

SOPHOMORE • 6-0 • 186

WIDE RECEIVER
ARLINGTON, VA.
YORKTOWN H.S.

AS A FRESHMAN IN 2009:

- Saw action in 10 games as a backup wide receiver and on special teams.
- Caught eight passes for 83 yards.
- Also rushed five times for three yards and returned six kickoffs for 137 yards.
- Recorded a season-best three receptions for

39 yards at Villanova in the NCAA playoffs.

- Had two catches for 13 yards and two kickoff returns for 45 yards at Bucknell.
- Returned three kickoffs for 75 yards during the victory over Lafayette.

HIGH SCHOOL:

- Played for head coach Bruce Hanson at Yorktown High School.
- Named the National District Offensive Player of the Year and the Arlington County Offensive Player of the Year as a senior.
- Twice selected first team All-National District.
- Earned first team All-Northern Virginia honors as a senior.
- Also lettered in both baseball and basketball at Yorktown.
- Named the National District Pitcher of the Year in baseball.
- Two-time All-National District selection in both baseball and basketball.

PERSONAL:

- Son of Dalva and Paul Toulouse.
- Has not yet declared a major.

TOULOUSE'S RECEIVING STATISTICS

YEAR	GP-GS	REC	YARDS	AVG	TD	LONG
2009	10-0	8	83	10.4	0	19

TOULOUSE'S RUSHING STATISTICS

YEAR	GP-GS	ATT	YARDS	AVG	TD	LONG
2009	10-0	5	3	0.6	0	3



MIKE TUCKER

SOPHOMORE • 6-2 • 226
LINEBACKER
CHESTER SPRINGS, PA.
DOWNINGTOWN EAST H.S.

AS A FRESHMAN IN 2010:

- Saw action in five games as a reserve at linebacker.
- Made four tackles on the season.
- Recorded one tackle each against Colgate, Lehigh, Lafayette and Bucknell.
- Also played against Dartmouth.

HIGH SCHOOL:

- Played for head coach Mike Matta at Downingtown East High School.
- Served as team captain during his senior season.
- A two-time first team All Ches-Mont Conference and first team All-Area selection.
- Earned third team All-Southeastern Pennsylvania honors in 2009.
- Helped lead team to Ches-Mont Conference titles in 2008 and 2009.
- Selected to play in the Valor Bowl and the Pennsylvania East-West All-Star Game.
- Also played both lacrosse and basketball.
- Member of National Honor Society.

PERSONAL:

- Son of Tom and Maggie Tucker.
- Has one brother (Kyle).
- Father was a member of the golf team at Penn State.
- Has not yet declared a major.

TUCKER'S DEFENSIVE STATISTICS

YEAR	GP-GS	UT	AT	TT	SACK	TFL	INT	PBU
2010	5-0	3	1	4	0-0	0-0	0-0	0



CHASE ULLMAN

FRESHMAN • 6-2 • 230
LINEBACKER
FORT LAUDERDALE, FLA.
PINE CREST SCHOOL

HIGH SCHOOL:

- Played for head coach Jim Pletcher at Pine Crest School.
- Served as team captain during his senior season.
- Earned second team All-County honors.
- Totaled 150 tackles and eight quarterback

sacks over the course of his high school career.

PLAYER PROFILES

- Also lettered in lacrosse, earning second team All-County and second team All-League honors.
- Helped lead lacrosse team to three district runner-up finishes.

PERSONAL:

- Has not yet declared a major.



ERIK WACHTER
JUNIOR • 6-2 • 215

LINEBACKER

WHITEHOUSE STATION, N.J.
HUNTERDON CENTRAL H.S.

AS A SOPHOMORE IN 2010:

- Saw action in six games as a backup linebacker and on special teams.
- Played against Howard, Massachusetts, Harvard, Georgetown, Fordham and Brown.

AS A FRESHMAN IN 2009:

- Did not see any varsity action.

HIGH SCHOOL:

- Played for head coach Matt Perotti at Hunterdon Central High School.
- Totaled 176 tackles as a senior, including 11 tackles for loss and three sacks.
- Finished his career with 266 total tackles, 17 tackles for loss and 10 sacks.
- Two-time All-Skylands Conference and All-County selection.
- Earned All-State and West Jersey Player of the Year honors from the *Newark Star Ledger*.
- Led team to the North Jersey Group IV championship in 2007 and the Central Jersey Group IV championship in 2006.
- Also lettered in lacrosse at Hunterdon Central.
- Served as captain of both the football and lacrosse teams as a senior.

PERSONAL:

- Son of George and Lisa Wachter.
- Has two brothers (Kyle and Kevin).
- Majoring in Biology.



SCHUYLER WATERHOUSE
JUNIOR • 6-2 • 263

DEFENSIVE LINEMAN

PHOENIX, ARIZ.
WESTVIEW H.S.

AS A SOPHOMORE IN 2010:

- Missed the entire season due to injury.

AS A FRESHMAN IN 2009:

- Played in seven games as a backup defensive lineman.
- Totaled nine tackles on the season, with one tackle for loss.

- Made five solo tackles at Bucknell, including a tackle for loss.
- Also had tackles against Colgate, Fordham, Northeastern and Villanova.

HIGH SCHOOL:

- Spent one postgraduate year playing for head coach Rick Marcella at Bridgton Academy in North Bridgton, Maine.
- Previously played for head coach Jeff Bowen at Westview High School in Avondale, Ariz.

- Served as team captain during his senior year.
- Two-time All-Region selection.
- Named the Most Valuable Player of the Northern Arizona Big Man Challenge.
- Set a school record with a 600-pound squat.

PERSONAL:

- Son of Louise Waterhouse.
- Has two brothers (Michael and Robert) and one sister (Samantha).
- Brother, Robert Glanton, played football at the University of Arizona.
- Majoring in Sociology.

WATERHOUSE'S DEFENSIVE STATISTICS

YEAR	GP-GS	UT	AT	TT	SACK	TFL	INT	PBU
2009	7-0	9	0	9	0-0	1-1	0-0	0



KEVIN WATSON
SENIOR • 6-4 • 226

QUARTERBACK

BELLE MEAD, N.J.
MONTGOMERY H.S.

AS A JUNIOR IN 2008:

- Saw action in the first seven games as a backup quarterback, before missing the remainder of the season due to injury.
- Completed 42 of 74 passes on the season for 375 yards and two touchdowns, while rushing 26 times for 70 yards.

- Hit on 12 of 18 attempts for a season-high 135 yards against Brown.
- Completed 13 of 25 passes for 116 yards and a touchdown at Harvard.
- Threw for 38 yards and a score in the victory over Fordham.

AS A SOPHOMORE IN 2009:

- Played in one game as a backup quarterback, before suffering a season-ending injury.
- Had one rush for a seven-yard touchdown against Sacred Heart.

AS A FRESHMAN IN 2008:

- Did not see any varsity action.

HIGH SCHOOL:

- Played for coach Zoran Milich at Montgomery High School in Skillman, N.J.
- Served as team captain as a senior.
- Named the Somerset County Player of the Year.
- Earned Group IV first team All-State honors.
- Selected first team All-Area by the *Camden Courier Post*.
- Threw for 2,039 yards and 21 touchdowns as a senior, while rushing for 223 yards and seven scores.
- Passed for 5,182 yards and 42 touchdowns during his high school career.
- Holds school single-season and career records for both passing yards and touchdown passes.
- Selected to play in the New York-New Jersey All-Star Classic.
- Also played lacrosse at Montgomery, helping the team to the 2007 state championship.

PLAYER PROFILES

PERSONAL:

- Son of Dave and Lynn Watson.
- Father played basketball at Grove City College.
- Brother, Steven, played lacrosse at Rutgers from 2008-2011.
- Pursuing a degree through the Center for Interdisciplinary and Special Studies.

WATSON'S PASSING STATISTICS

YEAR	GP-GS	COMP-ATT	INT	PCT	YARDS	TD	LONG
2009	1-0	0-0	0	0.0	0	0	0
2010	7-0	42-74	1	56.8	375	2	32
TOTAL	8-0	42-74	1	56.8	375	2	32

WATSON'S RUSHING STATISTICS

YEAR	GP-GS	ATT	YARDS	AVG	TD	LONG
2009	1-0	1	7	7.0	1	7
2010	7-0	26	70	2.7	0	13
TOTAL	8-0	27	77	2.9	1	13



MICHAEL WHITE

SOPHOMORE • 6-1 • 277

DEFENSIVE LINEMAN

INDIANAPOLIS, IND.

BREBEUF JESUIT PREP SCHOOL

AS A FRESHMAN IN 2010:

- Played in four games as a backup defensive lineman.
- Made three solo tackles on the season.
- Recorded two tackles against Bucknell.
- Had one tackle in the victory at Colgate.

HIGH SCHOOL:

- Played for head coach Ryan Gallogly at the Brebeuf Jesuit Preparatory School.
- Served as team captain during his senior season.
- Earned All-State honors from the Indiana Football Coaches Association during his junior and senior years.
- Selected honorable mention All-State by the Associated Press in both 2008 and 2009.
- Totaled 133 tackles, 15 sacks and 22 tackles for loss over the course of his high school career.
- Also lettered in lacrosse, earning All-Catholic Conference honors.

PERSONAL:

- Son of Marvin and Gennifer White.
- Majoring in Psychology.

WHITE'S DEFENSIVE STATISTICS

YEAR	GP-GS	UT	AT	TT	SACK	TFL	INT	PBU
2010	4-0	3	0	3	0-0	0-0	0-0	0



SEAN WHITED

SENIOR • 6-3 • 273

OFFENSIVE LINEMAN

CANTON, OHIO

McKINLEY H.S.

AS A JUNIOR IN 2010:

- Started eight contests at center.
- Missed the Brown, Dartmouth and Colgate games due to injury.
- Part of an offensive line which allowed just 17 sacks all season, while the team attempted 418 passes (just one sack for every 25.6 times

the team dropped back to pass).

- Helped pave the way for the Crusaders to average 22.6 points, 224.0 passing yards, 99.1 rushing yards and 323.1 yards of total offense per game.
- Selected to the Patriot League Academic Honor Roll.

AS A SOPHOMORE IN 2009:

- Saw action in four games as a backup offensive lineman.
- Played against Northeastern, Dartmouth, Fordham and Bucknell.

AS A FRESHMAN IN 2008:

- Did not see any varsity action.

HIGH SCHOOL:

- Played for coach Brian Cross at McKinley High School.
- Earned Division I first team All-Ohio honors as a senior.
- A two-time first team All-Federal League selection.
- Named first team All-Stark County and first team All-Northeast Ohio Inland District in 2007.
- Selected second team All-Stark County and second team All-Northeast Ohio Inland District in 2006.
- Led team to Federal League titles in 2005 and 2006, with the 2005 team posting a perfect 10-0 record.
- Team won the regional championship in 2006 and advanced to the state semifinals.
- Received the Jim Muzzy Scholar-Athlete Award.
- Selected as a National Football Foundation scholar athlete.
- Member of National Honor Society.

PERSONAL:

- Son of Michael and Kami Whited.
- Majoring in Sociology.



REGGIE WOODS

SOPHOMORE • 5-10 • 192

RUNNING BACK

BOWIE, Md.

C.H. FLOWERS H.S.

AS A FRESHMAN IN 2010:

- Played in two games as a backup tailback.
- Rushed 10 times for 17 yards on the year.
- Carried three times for 10 yards during the victory at Lafayette.
- Had seven carries for seven yards in the win over Bucknell.

HIGH SCHOOL:

- Played for head coach Mike Mayo at C.H. Flowers High School.
- Served as team captain during his senior season.

PLAYER PROFILES


- Ran for 1,003 yards and 16 touchdowns on 89 carries during his senior year, to lead the 4A South Region in rushing.
- Had 658 rushing yards and 11 scores on 49 carries as a junior.
- Over the course of his high school career, ran for 2,007 yards and 32 touchdowns on 167 carries.
- Led team to the 2009 county title and two regional runner-up finishes.
- Also lettered in track, and was a member of the 2009 Maryland state runners-up in the 4x200-meter and 4x800-meter relays.

PERSONAL:

- Son of Reginald and Del Woods.
- Majoring in Computer Science.

WOODS' RUSHING STATISTICS

YEAR	GP-GS	ATT	YARDS	AVG	TD	LONG
2010	2-0	10	17	1.7	0	6



MIKE WRIGHT
SENIOR • 6-2 • 215
TIGHT END
QUINCY, MASS.
BOSTON COLLEGE H.S.

AS A JUNIOR IN 2010:

- Did not see any varsity action.
- Named to the Patriot League Academic Honor Roll.

AS A SOPHOMORE IN 2009:

- Selected to the Patriot League Academic Honor Roll.

- Did not appear in any games.

AS A FRESHMAN IN 2008:

- Did not see any varsity action.

HIGH SCHOOL:

- Played for coach Ron St. George at Boston College High School.
- Helped lead team to an overall record of 11-1 and the Catholic Conference championship in 2007.
- Member of National Honor Society.

PERSONAL:

- Son of Michael and Robin Wright.
- Has one brother (Brendan).
- Majoring in History.



TYLER ZEOLI
SOPHOMORE • 6-1 • 220
LINEBACKER
KING OF PRUSSIA, PA.
UPPER MERION AREA H.S.

AS A FRESHMAN IN 2010:

- Played in seven games as a backup linebacker and on special teams.
- Selected to the Patriot League Academic Honor Roll.

HIGH SCHOOL:

- Played for head coach Joe Powell at Upper

Merion Area High School.

- Served as team captain during his senior season.

- Earned first team All-Suburban One League honors as a senior, after being a second team selection as a junior.
- Totaled 94 tackles, three tackles for loss, two forced fumbles and two fumble recoveries during his senior season.
- Also lettered in lacrosse, serving as team captain for two years.
- A two-time All-Suburban One League selection in lacrosse.
- Member of National Honor Society.

PERSONAL:

- Son of Charles and Joanne Zeoli.
- Has two brothers (Zachary and Jeff) and one sister (Vanessa).
- Sister, Vanessa, played softball at Millersville University.
- Has not yet declared a major.



ANDREW ZITNIK
SOPHOMORE • 5-11 • 175
DEFENSIVE BACK
WARREN, OHIO
WARREN G. HARDING H.S.

AS A FRESHMAN IN 2010:

- Played in all 11 games as a backup defensive back, running back and on special teams.
- Made three solo tackles on the year.
- Returned 12 kickoffs for 349 yards and a touchdown, averaging 29.1 yards per return.
- Placed second on the Holy Cross single-sea-

son record list with his average of 29.1 yards per kickoff return.

- Had a 93-yard kickoff return for a touchdown in the win at Colgate, while totaling 140 yards on four kickoff returns and rushing twice for 10 yards.
- His 93-yard return at Colgate was the fifth-longest in school history.
- Named the Patriot League Special Teams Player of the Week and the Patriot League Rookie of the Week following his performance at Colgate.
- Brought back five kickoffs for 132 yards against Lehigh.
- Placed eighth and 10th on the Holy Cross single-game list for kickoff return yards, with his performances against Colgate (140) and Lehigh (132).

HOLY CROSS TRACK & FIELD:

- Competed in sprints during the 2010-2011 season.
- Placed 10th in the 60-meter dash and 15th in the 200-meter dash at the 2011 Patriot League indoor championship, and ninth in the 200-meter dash at the 2011 New England indoor championship.
- Came in ninth in the 100-meter dash and ran a leg on the sixth-place 4x100-meter relay team at the 2011 Patriot League outdoor championship.

HIGH SCHOOL:

- Played for head coach D.J. Dota at Warren G. Harding High School.
- Named All-Trumbull County as a senior.
- Selected honorable mention All-Northeast Ohio in 2009.
- Also lettered in track, twice earning All-State honors.
- During his junior year, placed fourth in the state in the 200-meter dash, and fifth in the 100-meter dash.
- Member of National Honor Society.

PERSONAL:

- Son of Edward and Ruth Zitnik.
- Has one brother (Eddie) and three sisters (Mary, Anna and Katie).
- Has not yet declared a major.

ZITNIK'S DEFENSIVE STATISTICS

YEAR	GP-GS	UT	AT	TT	SACK	TFL	INT	PBU
2010	11-0	3	0	3	0-0	0-0	0-0	0

2010 FINAL STATISTICS

GAME-BY-GAME RESULTS (6-5 OVERALL, 4-2 PATRIOT LEAGUE)

Date	Opponent	W/L	Score	Overall	
				Record	Attend
Sept. 4	HOWARD	W	38-7	1-0	6,982
Sept. 11	at #18 Massachusetts	L	7-31	1-1	16,352
Sept. 18	at Harvard	L	6-34	1-2	21,704
Sept. 25	at Georgetown *	L	7-17	1-3	3,211
Oct. 2	FORDHAM *	W	36-31	2-3	10,891
Oct. 9	BROWN	W	17-13	3-3	4,973
Oct. 16	at Dartmouth	L	19-27	3-4	3,318
Oct. 23	at Colgate *	W	31-24	4-4	6,213
Nov. 6	LEHIGH *	L	17-34	4-5	5,892
Nov. 13	at Lafayette *	W	37-27	5-5	4,846
Nov. 20	BUCKNELL *	W	34-9	6-5	4,297

Home games listed in ALL CAPS

* Patriot League games

SCORING BY QUARTERS

Team	1st	2nd	3rd	4th	—	Total
Holy Cross	47	70	71	61	—	249
Opponents	66	64	42	82	—	254

ATTENDANCE FIGURES

Overall Totals	88,679	Overall Average	8,062
Patriot League Totals	24,459	Patriot League Average	4,892
Home Totals	33,035	Home Average	6,607
Away Totals	55,644	Away Average	9,274

FINAL PATRIOT LEAGUE STANDINGS

School	Patriot League			Overall		
	W	L	Pct.	W	L	Pct.
1. Lehigh (NCAA)	6	0	1.000	10	3	.769
2. Colgate	4	2	.600	7	4	.636
Holy Cross	4	2	.600	6	5	.545
4. Fordham	3	3	.500	5	6	.455
5. Georgetown	2	4	.400	4	7	.364
6. Lafayette	1	5	.200	2	9	.182
Bucknell	1	5	.200	1	10	.091

TEAM STATISTICS

	HOLY CROSS	OPPONENTS
SCORING	249	254
Points Per Game	22.6	23.1
FIRST DOWNS	209	229
Rushing	72	102
Passing	121	114
Penalty	16	13
RUSHING YARDAGE	1090	1840
Yards Gained Rushing	1282	2037
Yards Lost Rushing	192	197
Rushing Attempts	318	479
Average Per Rush	3.4	3.8
Average Per Game	99.1	167.3
Touchdowns Rushing	9	12
PASSING YARDAGE	2464	2338
Comp.-Att.-Int.	244-418-8	230-366-6
Average Per Pass	5.9	6.4
Average Per Catch	10.1	10.2
Average Per Game	224.0	212.5
Touchdowns Passing	19	19
TOTAL OFFENSE	3554	4178
Total Plays	736	845
Average Per Play	4.8	4.9
Average Per Game	323.1	379.8
KICK RETURNS: NO.-YARDS	37-891	41-796
PUNT RETURNS: NO.-YARDS	19-302	20-143
INT. RETURNS: NO.-YARDS	6-114	8-57
KICK RETURN AVERAGE	24.1	19.4
PUNT RETURN AVERAGE	15.9	7.2
INTERCEPTION RETURN AVERAGE	19.0	7.1
FUMBLES-LOST	11-7	18-11
PENALTIES-YARDS	61-511	71-657
Average Per Game	46.5	59.7
PUNTS-YARDS	51-1952	56-1861
Average Per Punt	38.3	33.2
Net Punt Average	34.3	27.1
TIME OF POSSESSION/GAME	25:03	34:57
3RD-DOWN CONVERSIONS	65/158	77/183
3rd-Down Percentage	41%	42%
4TH-DOWN CONVERSIONS	7/26	18/32
4th-Down Percentage	27%	56%
SACKS BY-YARDS	15-101	17-98
MISCELLANEOUS YARDS	0	41
TOUCHDOWNS SCORED	32	32
FIELD GOALS-ATTEMPTS	10-14	10-12
ON-SIDE KICKS	1-1	1-3
RED-ZONE SCORES	32-38	33-39
Red Zone Percentage	84%	85%
RED-ZONE TOUCHDOWNS	23-38	24-39
Red Zone Touchdown Percentage	61%	62%
PAT-ATTEMPTS	27-32	28-31
PAT Kick Percentage	84%	90%

2010 FINAL STATISTICS

INDIVIDUAL STATISTICS

Rushing										Punt Returns					
<i>GP-GS</i>	<i>Att</i>	<i>Gain</i>	<i>Loss</i>	<i>Net</i>	<i>Avg</i>	<i>TD</i>	<i>Long</i>	<i>Avg/G</i>	<i>No.</i>	<i>Yds</i>	<i>Avg</i>	<i>TD</i>	<i>Long</i>		
Sam Auffant	11-9	118	477	26	451	3.8	2	29	41.0	Freddie Santana	16	268	16.8	1	85
Ryan Taggart	11-11	85	359	75	284	3.3	5	30	25.8	Perry Townsend	2	34	17.0	0	0
Eddie Houghton	7-2	39	154	8	146	3.7	1	26	20.9	Gerald Mistretta	1	0	0.0	0	0
Kevin Watson	7-0	26	93	23	70	2.7	0	13	10.0	Holy Cross	19	302	15.9	1	85
Gerald Mistretta	11-3	8	56	0	56	7.0	1	17	5.1	Opponents	20	143	7.2	0	19
Freddie Santana	11-10	3	53	0	53	17.7	0	27	4.8	Interceptions					
Luke Chmielinski	11-6	8	32	0	32	4.0	0	10	2.9	<i>No.</i>	<i>Yds</i>	<i>Avg</i>	<i>TD</i>	<i>Long</i>	
Reggie Woods	2-0	10	22	5	17	1.7	0	6	8.5	Alex Johnson	2	48	24.0	0	29
Andrew Zitnik	11-0	2	10	0	10	5.0	0	8	0.9	C.J. Martin	2	40	20.0	0	21
Mike Fess	11-3	2	7	0	7	3.5	0	7	0.6	Cav Koch	1	0	0.0	0	0
Matt Bellomo	1-0	1	4	0	4	4.0	0	4	4.0	Tom Mannix	1	0	0.0	0	0
Don Lemieux	11-0	1	0	1	-1	-1.0	0	0	-0.1	Holy Cross	6	114	19.0	0	29
Mark Tolzien	4-0	10	15	32	-17	-1.7	0	6	-4.2	Opponents	8	57	7.1	1	43
Team	11-0	5	0	22	-22	-4.4	0	0	-2.0	Kickoff Returns					
Holy Cross	11-11	318	1282	192	1090	3.4	9	30	99.1	<i>No.</i>	<i>Yds</i>	<i>Avg</i>	<i>TD</i>	<i>Long</i>	
Opponents	11-11	479	2037	197	1840	3.8	12	35	167.3	Alex Johnson	18	370	20.6	0	37
Passing										Fumble Returns					
<i>GP-GS</i>	<i>Effic</i>	<i>Att-Cmp-Int</i>	<i>Pct</i>	<i>Yds</i>	<i>TD</i>	<i>Long</i>	<i>Avg/G</i>	<i>No.</i>	<i>Yds</i>	<i>Avg</i>	<i>TD</i>	<i>Long</i>			
Ryan Taggart	11-11	118.84	185-317-7	58.4	1899	14	38	172.6	Andrew Zitnik	12	349	29.1	1	93	
Kevin Watson	7-0	105.54	42-74-1	56.8	375	2	32	53.6	Mike Fess	4	133	33.2	1	75	
Mark Tolzien	4-0	139.79	16-25-0	64.0	147	2	21	36.8	Gerald Mistretta	2	15	7.5	0	11	
Bill Edger	9-9	791.20	1-1-0	100.0	43	1	43	4.8	Chandler Fenner	1	24	24.0	0	24	
Rob Koster	8-3	0.00	0-1-0	0.0	0	0	0	0.0	Holy Cross	37	891	24.1	2	93	
Holy Cross	11-11	119.06	244-418-8	58.4	2464	19	43	224.0	Opponents	41	796	19.4	0	64	
Opponents	11-11	130.35	230-366-6	62.8	2338	19	52	212.5	Receiving						
<i>GP-GS</i>	<i>No.</i>	<i>Yds</i>	<i>Avg</i>	<i>TD</i>	<i>Long</i>	<i>Avg/G</i>									
Luke Chmielinski	11-6	45	421	9.4	2	34	38.3	Alex Johnson	1	18	18.0	0	18		
Bill Edger	9-9	44	540	12.3	7	38	60.0	Holy Cross	3	120	40.0	1	68		
Freddie Santana	11-10	39	482	12.4	6	43	43.8	Opponents	1	3	3.0	0	3		
Alex Schneider	11-8	30	217	7.2	1	13	19.7								
Gerald Mistretta	11-3	29	374	12.9	3	32	34.0								
Sam Auffant	11-9	20	117	5.8	0	20	10.6								
Mike Fess	11-3	9	106	11.8	0	32	9.6								
Rob Koster	8-3	7	59	8.4	0	15	7.4								
Josh Hauser	6-1	5	43	8.6	0	18	7.2								
Nick Mercurio	7-0	4	48	12.0	0	22	6.9								
Eddie Houghton	7-2	4	18	4.5	0	9	2.6								
Reed Apfelbaum	11-0	2	20	10.0	0	14	1.8								
Francis Camara	10-0	2	3	1.5	0	3	0.3								
Charles McCall	4-0	1	12	12.0	0	12	3.0								
Mike Argillander	11-1	1	7	7.0	0	7	0.6								
Matt Bellomo	1-0	1	4	4.0	0	4	4.0								
Kevin Watson	7-0	1	-7	-7.0	0	0	-1.0								
Holy Cross	11-11	244	2464	10.1	19	43	224.0								
Opponents	11-11	230	2338	10.2	19	52	212.5								

2010 FINAL STATISTICS

INDIVIDUAL STATISTICS

Scoring	TD	FGs	PAT				DXP	Saf	Pts
			Kick	Rush	Rcv	Pass			
Rob Dornfried	0	10-13	27-32	0-0	0	0-0	0	0	57
Bill Edger	7	0-0	0-0	0-0	0	0-0	0	0	42
Freddie Santana	7	0-0	0-0	0-0	0	0-0	0	0	42
Ryan Taggart	5	0-0	0-0	0-0	0	0-0	0	0	30
Gerald Mistretta	4	0-0	0-0	0-0	0	0-0	0	0	24
Sam Auffant	2	0-0	0-0	0-0	0	0-0	0	0	12
Luke Chmielinski	2	0-0	0-0	0-0	0	0-0	0	0	12
Mike Fess	1	0-0	0-0	0-0	0	0-0	0	0	6
Eddie Houghton	1	0-0	0-0	0-0	0	0-0	0	0	6
Cav Koch	1	0-0	0-0	0-0	0	0-0	0	0	6
Alex Schneider	1	0-0	0-0	0-0	0	0-0	0	0	6
Andrew Zitnik	1	0-0	0-0	0-0	0	0-0	0	0	6
Paul Tearson	0	0-1	0-0	0-0	0	0-0	0	0	0
Holy Cross	32	10-14	27-32	0-0	0	0-0	0	0	249
Opponents	32	10-12	28-31	0-0	1	1-1	0	1	254

All-Purpose	G	Rush	Rec	PR	KR	IR	FR	Tot	Avg/G
Freddie Santana	11	53	482	268	0	0	0	803	73.0
Sam Auffant	11	451	117	0	0	0	0	568	51.6
Bill Edger	9	0	540	0	0	0	0	540	60.0
Luke Chmielinski	11	32	421	0	0	0	0	453	41.2
Gerald Mistretta	11	56	374	0	15	0	0	445	40.5
Alex Johnson	11	0	0	0	370	48	18	436	39.6
Andrew Zitnik	11	10	0	0	349	0	0	359	32.6
Ryan Taggart	11	284	0	0	0	0	0	284	25.8
Mike Fess	11	7	106	0	133	0	0	246	22.4
Alex Schneider	11	0	217	0	0	0	0	217	19.7
Eddie Houghton	7	146	18	0	0	0	0	164	23.4
Cav Koch	10	0	0	0	0	0	68	68	6.8
Kevin Watson	7	70	-7	0	0	0	0	63	9.0
Rob Koster	8	0	59	0	0	0	0	59	7.4
Nick Mercurio	7	0	48	0	0	0	0	48	6.9
Josh Hauser	6	0	43	0	0	0	0	43	7.2
C.J. Martin	11	0	0	0	0	40	0	40	3.6
Perry Townsend	10	0	0	34	0	0	0	34	3.4
Mude Ohimor	11	0	0	0	0	0	34	34	3.1
Anthony DiMichele	10	0	0	0	0	26	0	26	2.6
Chandler Fenner	11	0	0	0	24	0	0	24	2.2
Reed Apfelbaum	11	0	20	0	0	0	0	20	1.8
Reggie Woods	2	17	0	0	0	0	0	17	8.5
Charles McCall	4	0	12	0	0	0	0	12	3.0
Matt Bellomo	1	4	4	0	0	0	0	8	8.0
Mike Argillander	11	0	7	0	0	0	0	7	0.6
Francis Camara	10	0	3	0	0	0	0	3	0.3
Don Lemieux	11	-1	0	0	0	0	0	-1	-0.1
Mark Tolzien	4	-17	0	0	0	0	0	-17	-4.2
Team	11	-22	0	0	0	0	0	-22	-2.0
Holy Cross	11	1090	2464	302	891	114	120	4981	452.8
Opponents	11	1840	2338	143	796	57	3	5177	470.6

Total Offense	G	Plays	Rush	Pass	Total	Avg/G
Ryan Taggart	11	402	284	1899	2183	198.5
Sam Auffant	11	118	451	0	451	41.0
Kevin Watson	7	100	70	375	445	63.6
Eddie Houghton	7	39	146	0	146	20.9
Mark Tolzien	4	35	-17	147	130	32.5
Gerald Mistretta	11	8	56	0	56	5.1
Freddie Santana	11	3	53	0	53	4.8
Bill Edger	9	1	0	43	43	4.8
Luke Chmielinski	11	8	32	0	32	2.9
Reggie Woods	2	10	17	0	17	8.5
Andrew Zitnik	11	2	10	0	10	0.9
Mike Fess	11	2	7	0	7	0.6
Matt Bellomo	1	1	4	0	4	4.0
Don Lemieux	11	1	-1	0	-1	-0.1
Team	11	5	-22	0	-22	-2.0
Holy Cross	11	736	1090	2464	3554	323.1
Opponents	11	845	1840	2338	4178	379.8

Field Goals	FG-A	Pct	1-29	30-39	40-49	50+	Lg	Blk
Rob Dornfried	10-13	76.9	6-7	3-5	1-1	0-0	41	1
Paul Tearson	0-1	0.0	0-0	0-0	0-0	0-1	0	0
Holy Cross	10-14	71.4	6-7	3-5	1-1	0-1	41	1
Opponents	10-12	83.3	4-5	6-7	0-0	0-0	39	0

Field Goal Sequence	Holy Cross	Opponents
Howard	51,(29)	22
Massachusetts	37	(37)
Harvard	—	(26),(24)
Georgetown	—	(31)
Fordham	(41)	(39)
Brown	(31),25	—
Dartmouth	(30),(20)	(35),(32)
Colgate	(22)	—
Lehigh	(29)	(22),(33)
Lafayette	(27),33	34
Bucknell	(34),(28)	(19)

Numbers in (parentheses) indicate field goal was made.

Punting	No.	Yds	Avg	Long	TB	FC	I20	Blkd
Don Lemieux	47	1838	39.1	63	3	8	17	0
Rob Dornfried	4	114	28.5	33	0	0	0	0
Holy Cross	51	1952	38.3	63	3	8	17	0
Opponents	56	1861	33.2	59	2	12	15	3

Kickoffs	No.	Yds	Avg	TB	OB	Retn	Net	YdLn
Don Lemieux	27	1728	64.0	8	2	—	—	—
Paul Tearson	25	1435	57.4	1	0	—	—	—
John Macomber	1	50	50.0	0	0	—	—	—
Holy Cross	53	3213	60.6	9	2	796	42.2	27
Opponents	48	2981	62.1	8	1	891	40.2	29

2010 FINAL STATISTICS

DEFENSIVE STATISTICS

Name	GP-GS	Tackles				ForLoss	No-Yds	Pass Def			Fumbles		Blkd Kick	Saf
		Solo	Assist	Total				Int-Yds	BrUp	QBH	Rcv-Yds	FF		
33 Ricky Otis	9-9	74	34	108	2-3	0-0	0-0	0-0	1	0	2-0	1	0	0
35 C.J. Martin	11-10	61	34	95	2-3	0-0	2-40	2	0	0-0	1	0	0	
23 Anthony DiMichele	10-10	72	11	83	2-3	0-0	0-26	5	0	2-0	0	0	0	
41 Sean Lamkin	11-10	51	16	67	7-20	4-14	0-0	4	0	0-0	1	0	0	
6 Chandler Fenner	11-10	51	7	58	2-19	1-6	0-0	4	0	1-0	1	1	0	
20 Alex Johnson	11-11	45	11	56	2-4	0-0	2-48	2	0	1-18	1	0	0	
16 Tom Mannix	11-3	34	8	42	0-0	0-0	1-0	6	0	0-0	1	0	0	
15 Cav Koch	10-10	35	5	40	1-1	0-0	1-0	4	0	1-68	0	0	0	
55 James McLaughlin	11-11	27	10	37	3-22	1-16	0-0	0	0	2-0	0	0	0	
94 Ryan McGinn	11-10	24	12	36	2-11	1-10	0-0	1	0	0-0	0	0	0	
58 Jimmy Thomas	11-2	23	12	35	5-10	1-3	0-0	1	0	0-0	0	0	0	
90 Mude Ohimor	11-11	28	6	34	4-38	4-38	0-0	0	0	2-34	2	1	0	
32 Roman SanDoval	11-1	21	13	34	1-1	0-0	0-0	0	0	0-0	0	0	0	
36 Dakota Allosso	11-0	16	8	24	0-0	0-0	0-0	0	0	0-0	0	0	0	
51 Anthony Ruoti	9-4	18	4	22	3-7	2-6	0-0	0	0	0-0	0	0	0	
56 Jack Maliska	6-6	8	5	13	2-4	0-0	0-0	0	0	0-0	0	1	0	
42 Brian Mauthe	11-0	4	7	11	0-0	0-0	0-0	0	0	0-0	0	0	0	
50 Perry Townsend	10-1	10	0	10	1-1	0-0	0-0	0	0	0-0	0	2	0	
59 Matt Ferrel	8-1	5	3	8	0-0	0-0	0-0	0	0	0-0	0	0	0	
34 Scotty O'Donoghue	11-0	6	1	7	0-0	0-0	0-0	0	0	0-0	0	0	0	
52 Eric Oldiges	6-0	3	3	6	1-2	0-0	0-0	1	0	0-0	0	0	0	
28 Pat Haidon	11-0	4	1	5	0-0	0-0	0-0	0	0	0-0	0	0	0	
9 Irvin Scott	11-0	3	2	5	0-0	0-0	0-0	0	0	0-0	0	0	0	
8 Gerald Mistretta	11-3	2	3	5	0-0	0-0	0-0	0	0	0-0	0	0	0	
43 Mike Tucker	5-0	3	1	4	0-0	0-0	0-0	0	0	0-0	0	0	0	
91 Joe Bell	7-0	2	2	4	1-3	0-0	0-0	0	0	0-0	0	0	0	
53 Rory Sullivan	10-1	3	0	3	3-12	1-8	0-0	0	0	0-0	0	0	0	
40 Reed Apfelbaum	11-0	3	0	3	0-0	0-0	0-0	0	0	0-0	0	0	0	
26 Andrew Zitnik	11-0	3	0	3	0-0	0-0	0-0	0	0	0-0	0	0	0	
68 Michael White	4-0	3	0	3	0-0	0-0	0-0	0	0	0-0	0	0	0	
95 David Herman	6-0	2	1	3	1-1	0-0	0-0	1	0	0-0	0	0	0	
3 Mike Fess	11-3	1	2	3	0-0	0-0	0-0	0	0	0-0	0	0	0	
98 Marcus Morgan	3-0	2	0	2	0-0	0-0	0-0	0	0	0-0	0	0	0	
4 Don Lemieux	11-0	1	1	2	0-0	0-0	0-0	0	0	0-0	0	0	0	
37 Rob Dornfried	11-0	1	0	1	0-0	0-0	0-0	0	0	0-0	0	0	0	
1 Freddie Santana	11-10	1	0	1	0-0	0-0	0-0	0	0	0-0	0	0	0	
87 Alex Schneider	11-8	1	0	1	0-0	0-0	0-0	0	0	0-0	0	0	0	
5 Francis Camara	10-0	1	0	1	0-0	0-0	0-0	0	0	0-0	0	0	0	
30 Eddie Houghton	7-2	1	0	1	0-0	0-0	0-0	0	0	0-0	0	0	0	
21 Colby Husby	4-0	1	0	1	0-0	0-0	0-0	0	0	0-0	0	0	0	
Team	11-0	1	0	1	0-0	0-0	0-0	0	0	0-0	0	0	0	
17 Rob Koster	8-3	0	1	1	0-0	0-0	0-0	0	0	0-0	0	0	0	
Holy Cross	11-11	655	224	879	45-165	15-101	6-114	32	0	11-120	8	5	0	
Opponents	11-11	523	146	669	43-166	17-98	8-57	43	3	7-3	4	3	1	

2010 FINAL STATISTICS

2010 GAME-BY-GAME STARTERS

<i>Offense</i>	<i>WR</i>	<i>LT</i>	<i>LG</i>	<i>C</i>	<i>RG</i>	<i>RT</i>	<i>TE</i>	<i>TB</i>	<i>QB</i>	<i>WR</i>	<i>WR</i>
Howard	Santana	McCabe	Bernazzani	Whited	Wise	Pedretty	Schneider	Auffant	Taggart	Chmielinski	Edger
UMass	Santana	McCabe	Bernazzani	Whited	Wise	Pedretty	Mistretta (wr)	Auffant	Taggart	Chmielinski	Edger
Harvard	Santana	McCabe	Bernazzani	Whited	Wise	Pedretty	Schneider	Auffant	Taggart	Argillander (te)	Koster
Georgetown	Santana	McCabe	Bernazzani	Whited	Wise	Pedretty	Schneider	Auffant	Taggart	Chmielinski	Koster
Fordham	Santana	McCabe	Bernazzani	Whited	Wise	Pedretty	Mistretta (wr)	Auffant	Taggart	Chmielinski	Edger
Brown	Santana	McCabe	Bernazzani	Seddon	Wise	Pedretty	Schneider	Houghton	Taggart	Hauser (te)	Edger
Dartmouth	Santana	McCabe	Bernazzani	Seddon	Wise	Pedretty	Schneider	Houghton	Taggart	Chmielinski	Edger
Colgate	Santana	McCabe	Bernazzani	Seddon	Wise	Pedretty	Fess (wr)	Auffant	Taggart	Mistretta	Edger
Lehigh	Santana	McCabe	Bernazzani	Whited	Wise	Pedretty	Schneider	Auffant	Taggart	Fess (wr)	Edger
Lafayette	Santana	McCabe	Bernazzani	Whited	Wise	Pedretty	Schneider	Auffant	Taggart	Fess (wr)	Edger
Bucknell	Koster	McCabe	Bernazzani	Whited	Wise	Pedretty	Schneider	Auffant	Taggart	Chmielinski	Edger

<i>Defense</i>	<i>DE</i>	<i>DT</i>	<i>DE</i>	<i>LB</i>	<i>LB</i>	<i>LB</i>	<i>LB</i>	<i>CB</i>	<i>SS</i>	<i>FS</i>	<i>CB</i>
Howard	McGinn	Maliska	Ohimor	McLaughlin	Otis	Martin	Lamkin	Koch	Mannix	Johnson	Fenner
UMass	McGinn	Maliska	Ohimor	McLaughlin	Townsend	Martin	Lamkin	Koch	DiMichele	Johnson	Fenner
Harvard	McGinn	Maliska	Ohimor	McLaughlin	SanDoval	Lamkin	Thomas	Koch	DiMichele	Johnson	Mannix
Georgetown	McGinn	Maliska	Ohimor	McLaughlin	Otis	Martin	Lamkin	Koch	DiMichele	Johnson	Fenner
Fordham	McGinn	Maliska	Ohimor	McLaughlin	Otis	Martin	Thomas	Koch	DiMichele	Johnson	Fenner
Brown	McGinn	Maliska	Ohimor	McLaughlin	Otis	Martin	Lamkin	Mannix	DiMichele	Johnson	Fenner
Dartmouth	McGinn	Ferrel	Ohimor	McLaughlin	Otis	Martin	Lamkin	Koch	DiMichele	Johnson	Fenner
Colgate	McGinn	Ruoti	Ohimor	McLaughlin	Otis	Martin	Lamkin	Koch	DiMichele	Johnson	Fenner
Lehigh	McGinn	Ruoti	Ohimor	McLaughlin	Otis	Martin	Lamkin	Koch	DiMichele	Johnson	Fenner
Lafayette	McGinn	Ruoti	Ohimor	McLaughlin	Otis	Martin	Lamkin	Koch	DiMichele	Johnson	Fenner
Bucknell	McGinn	Ruoti	Ohimor	McLaughlin	Otis	Martin	Lamkin	Koch	DiMichele	Johnson	Fenner

LONGEST HOLY CROSS PLAYS IN 2010

PASSING

43 yds Bill Edger to F. Santana vs. Bucknell, 11/20 (TD, 3rd quarter)
 38 yds Ryan Taggart to Bill Edger vs. Howard, 9/4 (TD, 3rd quarter)
 35 yds Ryan Taggart to F. Santana at Lafayette, 11/13 (3rd quarter)
 34 yds Ryan Taggart to Bill Edger vs. Howard, 9/4 (3rd quarter)
 34 yds Ryan Taggart to Luke Chmielinski vs. Brown, 10/9 (3rd quarter)
 32 yds Ryan Taggart to Mike Fess at Georgetown, 9/25 (2nd quarter)
 32 yds Kevin Watson to Gerald Mistretta vs. Brown, 10/9 (1st quarter)
 32 yds R. Taggart to G. Mistretta at Lafayette, 11/13 (TD, 3rd quarter)
 27 yds Ryan Taggart to Gerald Mistretta at Colgate, 10/23 (3rd quarter)

KICKOFF RETURNS

93 yds Andrew Zitnik at Colgate, 10/23 (TD, 1st quarter)
 75 yds Mike Fess vs. Bucknell, 11/20 (TD, 2nd quarter)
 38 yds Andrew Zitnik vs. Lehigh, 11/6 (4th quarter)
 37 yds Alex Johnson vs. Howard, 9/4 (3rd quarter)
 37 yds Andrew Zitnik at Lafayette, 11/13 (1st quarter)

INTERCEPTION RETURNS

29 yds Alex Johnson vs. Brown, 10/9 (4th quarter)
 26 yds Anthony DiMichele vs. Bucknell, 11/20 (2nd quarter)
 21 yds C.J. Martin vs. Lehigh, 11/6 (1st quarter)
 19 yds Alex Johnson vs. Howard, 9/4 (2nd quarter)
 19 yds C.J. Martin vs. Bucknell, 11/20 (2nd quarter)

FIELD GOALS

41 yds Rob Dornfried vs. Fordham, 10/2 (2nd quarter)
 34 yds Rob Dornfried vs. Bucknell, 11/20 (2nd quarter)
 31 yds Rob Dornfried vs. Brown, 10/9 (1st quarter)
 30 yds Rob Dornfried at Dartmouth, 10/16 (1st quarter)

RUSHING

30 yds Ryan Taggart at Lafayette, 11/13 (TD, 4th quarter)
 29 yds Sam Auffant vs. Lehigh, 11/6 (2nd quarter)
 27 yds Freddie Santana vs. Bucknell, 11/20 (3rd quarter)
 26 yds Eddie Houghton vs. Howard, 9/4 (3rd quarter)
 25 yds Sam Auffant at Lafayette, 11/13 (3rd quarter)
 17 yds Gerald Mistretta vs. Howard, 9/4 (1st quarter)
 17 yds Ryan Taggart at Harvard, 9/18 (2nd quarter)
 17 yds Sam Auffant vs. Fordham, 10/2 (TD, 2nd quarter)
 17 yds Sam Auffant vs. Bucknell, 11/20 (2nd quarter)
 16 yds Eddie Houghton vs. Brown, 10/9 (3rd quarter)
 16 yds Sam Auffant at Lafayette, 11/13 (2nd quarter)

PUNT RETURNS

85 yds Freddie Santana vs. Howard, 9/4 (TD, 4th quarter)
 29 yds Freddie Santana at Harvard, 9/18 (3rd quarter)
 27 yds Freddie Santana vs. Fordham, 10/2 (2nd quarter)
 26 yds Freddie Santana at Colgate, 10/23 (2nd quarter)
 22 yds Perry Townsend at UMass, 9/11 (3rd quarter)

FUMBLE RETURNS

68 yds Cav Koch at Lafayette, 11/13 (TD, 2nd quarter)
 34 yds Mude Ohimor at Georgetown, 9/25 (3rd quarter)
 18 yds Alex Johnson vs. Lehigh, 11/6 (3rd quarter)

PUNTS

63 yds Don Lemieux vs. Howard, 9/4 (2nd quarter)
 55 yds Don Lemieux at Georgetown, 9/25 (4th quarter)
 53 yds Don Lemieux at UMass, 9/11 (1st quarter)
 53 yds Don Lemieux at UMass, 9/11 (4th quarter)

2010 GAME-BY-GAME RECAPS

Game #1 • #25 Holy Cross 38, Howard 7 September 4, 2010 • Worcester, Mass.

Bill Edger caught seven passes for 124 yards and two touchdowns, to lead Holy Cross to a 38-7 victory over Howard at Fitton Field. Ryan Taggart also played well in the first start of his collegiate career, hitting on 17 of 29 pass attempts for 186 yards and three touchdowns. Holy Cross began the scoring at the 10:30-mark of the first quarter, when Taggart threw an 11-yard touchdown pass to Luke Chmielinski. The score remained at 7-0 until late in the second quarter, when Alex Johnson intercepted a pass and returned it to the Howard 21-yard line. Two plays later, Taggart hit Edger with a 20-yard scoring strike to make the score 14-0 at halftime. The Crusaders increased their lead to 24-0 in the third quarter, on a 38-yard pass from Taggart to Edger and a 29-yard field goal by Rob Dornfried. The Bison then put their only points of the day on the board late in the third quarter, when Jarad Dorsey hit Willie Carter for a 33-yard touchdown. Holy Cross concluded the scoring in the fourth quarter on a 10-yard run by Sam Auffant and an 85-yard punt return by Freddie Santana. Ricky Otis led the Crusader defense with 12 tackles and one tackle for loss, while Sean Lamkin added six tackles with two quarterback sacks and two pass breakups. Carter totaled six receptions for 130 yards and a score to lead the Bison, while Jermell Ellis recorded four tackles with a sack and two tackles for loss.

Scoring Summary	1st	2nd	3rd	4th	—	Total
Howard	0	0	7	0	—	7
Holy Cross	7	7	10	14	—	38

1st	10:30	HC—Chmielinski 11 pass from Taggart (Dornfried kick)
2nd	1:59	HC—Edger 20 pass from Taggart (Dornfried kick)
3rd	12:04	HC—Edger 38 pass from Taggart (Dornfried kick)
	9:05	HC—Dornfried 29 field goal
	1:41	HU—Carter 33 pass from Dorsey (Munoz kick)
4th	14:55	HC—Auffant 10 run (Dornfried kick)
	12:24	HC—Santana 85 punt return (Dornfried kick)

Team Statistics	Howard	Holy Cross
First Downs	15	15
Rushing Yards	125	91
Passing Yards	185	191
Total Offense	310	282
Comp-Att-Int	13-26-1	19-32-0
Fumbles / Lost	3 / 1	1 / 0
Penalties / Yards	10 / 104	5 / 65
Punts / Average	8 / 34.4	7 / 38.0
Punt Returns	4-6	1-85
Kickoff Returns	2-42	2-61
Time of Possession	36:15	23:45

Individual Statistics

HU Rushing: Bradden (7-31-0), Drayton (4-27-0), Leffall (15-25-0), Council (9-18-0), Carter (1-17-0), Brown (3-10-0), Rodriguez (2-7-0), Tirado (0-1-0), Team (1-(-4)-0), Dorsey (5-(-7)-0); **HC Rushing:** Houghton (6-41-0), Auffant (8-31-1), Mistretta (1-17-0), Santana (1-14-0), Chmielinski (2-5-0), Watson (1-(-2)-0), Taggart (1-(-4)-0), Team (1-(-11)-0).

HU Passing: Dorsey (5-10-96-1-0), Bradden (8-15-89-0-1), Council (0-1-0-0-0); **HC Passing:** Taggart (17-29-186-3-0), Watson (2-3-5-0-0).

HU Receiving: Carter (6-130-1), Hughes (2-17-0), Leffall (1-23-0), Hayes (1-7-0), Rodriguez (1-5-0), Gunter (1-2-0), Drayton (1-1-0); **HC Receiving:** Edger (7-124-2), Chmielinski (3-21-1), Mistretta (2-18-0), Santana (2-12-0), Auffant (2-9-0), Mercurio (1-4-0), Houghton (1-2-0), Schneider (1-1-0).

Game #2 • #18 Massachusetts 31, Holy Cross 7 September 11, 2010 • Amherst, Mass.

UMass quarterback Kyle Havens completed 25 of 38 passes for 293 yards and two touchdowns, to lead the 18th-ranked Minutemen to a 31-7 victory over Holy Cross at Warren P. McGuirk Alumni Stadium. UMass opened the scoring at the 5:20-mark of the first quarter on a 19-yard touchdown pass from Havens to Dan Sheeran. The Minutemen increased their lead to 14-0 later in the quarter on a one-yard scoring run by John Griffin. UMass would then recover an onside kick, followed by a Jonathan Hernandez one-yard touchdown run early in the second quarter. The Minutemen went on to add a three-yard touchdown pass from Havens to Rob Blanchflower and a 37-yard Caleb Violette field goal to take a 31-0 lead into the locker room. In the third quarter, Perry Townsend blocked a punt which was recovered by Reed Apfelbaum at the UMass 20-yard line. On the next play, Ryan Taggart threw a 20-yard touchdown pass to Freddie Santana, for the only points scored by either team in the second half. Taggart completed 17 of 32 attempts on the night for 156 yards with one touchdown and one interception, while Anthony DiMichele and C.J. Martin led the defense with 18 total tackles each. Don Lemieux also had a strong game, averaging 47.0 yards on six punts, with three kicks over 50 yards and four punts downed inside the 20-yard line.

Scoring Summary	1st	2nd	3rd	4th	—	Total
Holy Cross	0	0	7	0	—	7
Massachusetts	14	17	0	0	—	31

1st	10:30	UM—Sheeran 19 pass from Havens (Violette kick)
	2:21	UM—Griffin 1 run (Violette kick)
2nd	12:57	UM—Hernandez 1 run (Violette kick)
	5:35	UM—Blanchflower 3 pass from Havens (Violette kick)
	0:00	UM—Violette 37 field goal
3rd	2:52	HC—Santana 20 pass from Taggart (Dornfried kick)

Team Statistics	Holy Cross	Massachusetts
First Downs	12	28
Rushing Yards	43	232
Passing Yards	170	293
Total Offense	213	525
Comp-Att-Int	19-35-1	25-38-0
Fumbles / Lost	2 / 1	1 / 0
Penalties / Yards	6 / 43	11 / 104
Punts / Average	6 / 47.0	8 / 20.8
Punt Returns	3-36	2-35
Kickoff Returns	3-71	2-33
Time of Possession	20:47	39:13

Individual Statistics

HC Rushing: Taggart (6-15-0), Auffant (5-10-0), Houghton (2-7-0), Chmielinski (1-5-0), Mistretta (1-5-0), Watson (2-1-0); **UM Rushing:** Griffin (18-75-1), Hernandez (15-71-1), Smith (11-50-0), Havens (7-26-0), Nelson (1-10-0), Julmiste (1-0-0).

HC Passing: Taggart (17-32-156-1-1), Watson (2-3-14-0-0); **UM Passing:** Havens (25-38-293-2-0).

HC Receiving: Chmielinski (4-43-0), Schneider (4-22-0), Edger (3-39-0), Santana (2-36-1), Auffant (2-7-0), Fess (1-9-0), Mercurio (1-7-0), Mistretta (1-4-0), Hauser (1-3-0); **UM Receiving:** Nelson (8-103-0), Talley (5-64-0), Sheeran (4-77-1), Blanchflower (3-17-1), Griffin (3-17-0), Hernandez (1-9-0), Julmiste (1-6-0).

2010 GAME-BY-GAME RECAPS

Game #3 • Harvard 34, Holy Cross 6 September 18, 2010 • Cambridge, Mass.

Harvard quarterback Andrew Hatch completed 20 of 25 passes for 276 yards and three touchdowns, to lead the Crimson to a 34-6 victory over Holy Cross at Harvard Stadium. Harvard began the scoring at the 8:26-mark of the first quarter, on a 26-yard field goal by David Mothander. The Crimson then increased their lead to 10-0 later in the quarter on a four-yard touchdown run by Gino Gordon. In the second quarter, Hatch threw a 26-yard scoring pass to Marco Iannuzzi and Mothander added a 24-yard field goal to make the score 20-0 at halftime. Hatch tossed an eight-yard scoring strike to Chris Lorditch in the third quarter, then hit Lorditch again with a 43-yard touchdown pass in the fourth quarter to make the score 34-0. The Crusaders concluded the scoring later in the fourth quarter, with a 15-yard touchdown pass from Kevin Watson to Freddie Santana. The Holy Cross defense was led by Roman SanDoval with 11 total tackles, while Anthony DiMichele added 10 total tackles. On the offensive side of the ball, Alex Schneider had a team-best six receptions for 48 yards.

Scoring Summary	1st	2nd	3rd	4th	—	Total
Holy Cross	0	0	0	6	—	6
Harvard	10	10	7	7	—	34

1st	8:26	HU—Mothander 26 field goal
	1:52	HU—Gordon 4 run (Mothander kick)
2nd	10:24	HU—Iannuzzi 26 pass from Hatch (Mothander kick)
	1:39	HU—Mothander 24 field goal
3rd	4:56	HU—Lorditch 8 pass from Hatch (Mothander kick)
4th	7:31	HU—Lorditch 43 pass from Hatch (Mothander kick)
	1:00	HC—Santana 15 pass from Watson (Dornfried kick failed)

Team Statistics	Holy Cross	Harvard
First Downs	15	22
Rushing Yards	84	147
Passing Yards	170	276
Total Offense	254	423
Comp-Att-Int	18-36-2	20-25-0
Fumbles / Lost	0 / 0	0 / 0
Penalties / Yards	6 / 34	10 / 70
Punts / Average	3 / 31.7	2 / 35.5
Punt Returns	2-38	0-0
Kickoff Returns	6-120	2-25
Time of Possession	24:41	35:19

Individual Statistics

HC Rushing: Watson (7-27-0), Auffant (6-24-0), Taggart (4-21-0), Houghton (4-13-0), Chmielinski (1-0-0), Lemieux (1-(-1)-0); **HU Rushing:** Gordon (11-62-1), Hatch (11-39-0), Zajeski (9-26-0), Scales (8-19-0), Chrissis (1-2-0), Team (1-(-1)-0).

HC Passing: Watson (13-25-116-1-1), Taggart (5-11-54-0-1); **HU Passing:** Hatch (20-25-276-3-0).

HC Receiving: Schneider (6-48-0), Chmielinski (3-33-0), Santana (2-30-1), Auffant (2-16-0), Mercurio (1-15-0), McCall (1-12-0), Houghton (1-9-0), Koster (1-7-0), Camara (1-0-0); **HU Receiving:** Lorditch (4-74-2), Iannuzzi (4-52-1), Chrissis (4-47-0), Richards (3-57-0), Juszczuk (2-15-0), Cook (1-15-0), Schwarzkopf (1-12-0), Scales (1-4-0).

Game #4 • Georgetown 17, Holy Cross 7 September 25, 2010 • Washington, D.C.

Scott Darby completed 26 of 44 passes for 191 yards and a touchdown, to lead Georgetown to a 17-7 victory over Holy Cross at the Multi-Sport Field. After a scoreless first half, Georgetown had the ball to open the third quarter and drove to the Holy Cross 24-yard line. But C.J. Martin then forced a fumble by Darby, which was recovered by Mude Ohimor and returned to the Georgetown 41-yard line. Five plays later, Ryan Taggart threw a 13-yard touchdown pass to Gerald Mistretta to make the score 7-0. The Hoyas put their first points on the board on their next possession, with a 31-yard field goal by Brett Weiss. Georgetown next claimed a 10-7 lead on a seven-yard touchdown run by Philip Oladeji with 8:23 left in the fourth quarter. The Hoyas then concluded he scoring with an eight-yard touchdown pass from Darby to John O'Leary with 2:46 remaining. Taggart completed 22 of 34 passes on the day for 163 yards with one touchdown and one interception, while Luke Chmielinski had a team-best six receptions for 36 yards. Ricky Otis led the defense with 16 total tackles and a pass breakup.

Scoring Summary	1st	2nd	3rd	4th	—	Total
Holy Cross	0	0	7	0	—	7
Georgetown	0	0	3	14	—	17

3rd	8:11	HC—Mistretta 13 pass from Taggart (Dornfried kick)
	2:32	GU—Weiss 31 field goal
4th	8:23	GU—Oladeji 7 run (Weiss kick)
	2:46	GU—O'Leary 8 pass from Darby (Weiss kick)

Team Statistics	Holy Cross	Georgetown
First Downs	12	19
Rushing Yards	86	167
Passing Yards	176	191
Total Offense	262	358
Comp-Att-Int	25-39-1	26-44-0
Fumbles / Lost	0 / 0	1 / 1
Penalties / Yards	5 / 46	4 / 45
Punts / Average	9 / 42.6	7 / 40.3
Punt Returns	3-20	3-30
Kickoff Returns	2-27	2-58
Time of Possession	26:08	33:52

Individual Statistics

HC Rushing: Taggart (8-33-0), Auffant (9-30-0), Mistretta (2-13-0), Chmielinski (2-10-0), Bellomo (1-4-0), Houghton (3-(-4)-0); **GU Rushing:** Darby (24-98-0), Oladeji (7-24-1), Logan (7-23-0), Lawrence (2-22-0), Claytor (1-2-0), Team (1-(-2)-0).

HC Passing: Taggart (22-34-163-1-1), Watson (3-5-13-0-0); **GU Passing:** Darby (26-44-191-1-0).

HC Receiving: Chmielinski (6-36-0), Mistretta (4-31-1), Fess (3-45-0), Koster (3-23-0), Schneider (3-20-0), Santana (2-11-0), Auffant (2-4-0), Bellomo (1-4-0), Houghton (1-2-0); **GU Receiving:** Lawrence (8-51-0), O'Leary (6-47-1), Claytor (3-25-0), Burke (2-20-0), Logan (2-12-0), Davis (2-11-0), Ryan (1-10-0), Kayal (1-8-0), Oladeji (1-7-0).

2010 GAME-BY-GAME RECAPS

Game #5 • Holy Cross 36, Fordham 31 October 2, 2010 • Worcester, Mass.

Ryan Taggart completed 27 of 37 passes for 289 yards and a touchdown, in addition to rushing for 75 yards and a score on 12 carries, to lead Holy Cross to a 36-31 victory over Fordham at Fitton Field during Homecoming Weekend. Following the contest, Taggart received the Johnny Turco Memorial Trophy as the MVP of the Homecoming Game. The Crusaders opened the scoring on a one-yard run by Taggart at the 9:04-mark of the first quarter. Fordham scored the next 14 points, with a six-yard touchdown pass from Blake Wayne to Stephen Skelton and an 11-yard scoring run by Wayne. Holy Cross began the second quarter with a 41-yard field goal from Rob Dornfried, before regaining the lead on a 26-yard touchdown pass from Kevin Watson to Bill Edger. The Crusaders then increased their advantage to 23-14 on a 17-yard touchdown run by Sam Auffant. The Rams were able to trim the lead to 23-21 at halftime, as Wayne threw a seven-yard touchdown pass to Skelton with just 11 seconds left in the second quarter. The Crusaders opened the third quarter with an 80-yard touchdown drive, culminating with a one-yard scoring run by Eddie Houghton. After Fordham's Patrick Murray kicked a 39-yard field goal, Taggart tossed an 11-yard scoring strike to Alex Schneider early in the fourth quarter to make the score 36-24. The Rams put their final points on the board with a six-yard touchdown run by Carlton Koonce with 3:59 remaining, before Holy Cross picked up two first downs on its final possession to run out the clock.

Scoring Summary	1st	2nd	3rd	4th	—	Total
Fordham	14	7	3	7	—	31
Holy Cross	7	16	7	6	—	36

1st	9:04	HC—Taggart 1 run (Dornfried kick)
	5:41	FU—Skelton 6 pass from Wayne (Murray kick)
	3:29	FU—Wayne 11 run (Murray kick)
2nd	14:51	HC—Dornfried 41 field goal
	10:13	HC—Edger 26 pass from Watson (Dornfried kick)
	1:41	HC—Auffant 17 run (Dornfried kick blocked)
	0:11	FU—Skelton 7 pass from Wayne (Murray kick)
3rd	8:08	HC—Houghton 1 run (Dornfried kick)
	3:34	FU—Murray 39 field goal
4th	10:05	HC—Schneider 11 pass from Taggart (Dornfried kick failed)
	3:59	FU—Koonce 6 run (Murray kick)

Team Statistics	Fordham	Holy Cross
First Downs	22	32
Rushing Yards	169	173
Passing Yards	242	327
Total Offense	411	500
Comp-Att-Int	19-30-0	30-44-0
Fumbles / Lost	1 / 1	1 / 1
Penalties / Yards	2 / 25	10 / 90
Punts / Average	2 / 32.0	2 / 33.0
Punt Returns	1-4	1-27
Kickoff Returns	7-109	3-42
Time of Possession	27:35	32:25

Individual Statistics

FU Rushing: Wayne (20-108-1), Martin (15-34-0), Koonce (8-29-1), Whiting (1-2-0), Murray (1-(-4)-0); **HC Rushing:** Taggart (12-75-1), Auffant (11-51-1), Houghton (10-27-1), Watson (5-27-0), Chmielinski (1-2-0), Team (3-(-9)-0). **FU Passing:** Wayne (19-30-242-2-0); **HC Passing:** Taggart (27-37-289-1-0), Watson (3-7-38-1-0). **FU Receiving:** Caldwell (7-119-0), Skelton (7-69-2), Moore (2-22-0), Talbert (2-21-0), Miller (1-11-0); **HC Receiving:** Edger (8-93-1), Mistretta (5-82-0), Chmielinski (5-48-0), Schneider (4-31-1), Hauser (3-35-0), Santana (2-15-0), Fess (2-13-0), Koster (1-10-0).

Game #6 • Holy Cross 17, Brown 13 October 9, 2010 • Worcester, Mass.

Bill Edger caught seven passes for 61 yards and two touchdowns, as Holy Cross posted a 17-13 victory over Brown at Fitton Field. The Crusaders opened the scoring at the 5:12-mark of the first quarter on a 31-yard field goal by Rob Dornfried. Holy Cross then made the score 10-0 on the first play of the second quarter, when Ryan Taggart threw a 12-yard touchdown pass to Edger. Brown came right back with a five-yard scoring run by Mark Kachmer on its next possession, and the score was 10-6 after the extra point was blocked by Jack Maliska. The Bears then went up 13-10 with just 26 seconds left in the second quarter, when Patrick Donnelly threw a seven-yard touchdown pass to Tellef Lundevall. Brown was still up by three points early in the third quarter, when the Bears were unable to get a punt off under a heavy rush, giving the ball to Holy Cross at the 13-yard line. But the Crusaders could not take advantage, as three plays later a 25-yard field goal attempt went wide right. But on its next drive, Holy Cross took a 17-13 lead when Taggart found Edger for another 12-yard touchdown. The Bears would have three possessions in the fourth quarter, but the Crusader defense stepped up every time and the final score remained 17-13. Holy Cross stopped Donnelly for one-yard on fourth-and-goal at the five-yard line, before Alex Johnson intercepted a pass to end Brown's next drive. Then on the final play of the game, Ricky Otis recovered a fumble at the 50-yard line after several laterals. Otis finished the game with a team-high nine tackles, as the defense limited the Bears to just 336 yards on 73 plays. Chandler Fenner added five tackles with a tackle for loss and a pass breakup. Taggart hit on 19 of 29 passes for 196 yards and two scores, while splitting time with Kevin Watson, who completed 12 of 18 attempts for 135 yards.

Scoring Summary	1st	2nd	3rd	4th	—	Total
Brown	0	13	0	0	—	13
Holy Cross	3	7	7	0	—	17

1st	5:12	HC—Dornfried 31 field goal
2nd	14:52	HC—Edger 12 pass from Taggart (Dornfried kick)
	11:14	BU—Kachmer 5 run (Noroccea kick blocked)
	0:26	BU—Lundevall 7 pass from Donnelly (Noroccea kick)
3rd	3:14	HC—Edger 12 pass from Taggart (Dornfried kick)

Team Statistics	Brown	Holy Cross
First Downs	21	22
Rushing Yards	99	75
Passing Yards	237	331
Total Offense	336	406
Comp-Att-Int	28-47-1	31-47-0
Fumbles / Lost	2 / 1	1 / 0
Penalties / Yards	4 / 30	11 / 88
Punts / Average	4 / 43.0	6 / 37.3
Punt Returns	3-31	2-11
Kickoff Returns	3-50	2-29
Time of Possession	32:05	27:55

Individual Statistics

BU Rushing: Kachmer (13-67-1), Donnelly (6-39-0), Tronti (5-5-0), Springer (1-1-0), Lovett (1-(-13)-0); **HC Rushing:** Houghton (12-50-0), Auffant (4-25-0), Taggart (8-10-0), Mistretta (1-0-0), Watson (3-(-10)-0). **BU Passing:** Donnelly (23-40-217-1-1), Springer (5-7-20-0-0); **HC Passing:** Taggart (19-29-196-2-0), Watson (12-18-135-0-0). **BU Receiving:** Tounkara (8-104-0), Fay (7-57-0), Lundevall (6-43-1), Kachmer (4-16-0), Saros (1-8-0), Tronti (1-6-0), Lovett (1-3-0); **HC Receiving:** Edger (7-61-2), Chmielinski (6-90-0), Mistretta (5-84-0), Santana (5-56-0), Schneider (3-20-0), Apfelbaum (1-6-0), Hauser (1-5-0), Houghton (1-5-0), Koster (1-4-0), Auffant (1-0-0).

2010 GAME-BY-GAME RECAPS

Game #7 • Dartmouth 27, Holy Cross 19 October 16, 2010 • Hanover, N.H.

Dartmouth's Nick Schwieger rushed 31 times for 169 yards and a touchdown, to lead the Big Green to a 27-19 victory over Holy Cross at Memorial Field. The Crusaders opened the scoring at the 9:50-mark of the first quarter, when Ryan Taggart threw an eight-yard touchdown pass to Freddie Santana. Dartmouth came right back with a four-yard scoring run by Schwieger on its first possession, to tie the score at 7-7. Later in the quarter, Ricky Otis recovered a fumbled punt return, to give Holy Cross possession at the Big Green 41-yard line. Eight plays later, Rob Dornfried booted a 30-yard field goal to make the score 10-7. Early in the second quarter, James McLaughlin recovered a fumbled snap at the Dartmouth 36-yard line. That set up a eight-yard touchdown pass from Taggart to Gerald Mistretta, and the Crusaders led 16-7 after the extra point was blocked. The Big Green trimmed the margin to two points with a one-yard touchdown run by Conner Kempe, and Holy Cross held a 16-14 advantage at halftime. Late in the third quarter, Dornfried kicked a 20-yard field goal to increase the Crusaders' lead to 19-14. Dartmouth responded with a 35-yard Foley Schmidt field goal early in the fourth quarter, and took back over at the Holy Cross 30-yard line following a fumble on the ensuing kickoff return. Schmidt then kicked a 32-yard field goal to give the Big Green its first lead of the day, 20-19 with 8:36 left to play. Dartmouth concluded the scoring on a 43-yard interception return for a touchdown by Pat Scorah in the final minute. Otis finished the contest with a team-best 10 tackles.

Scoring Summary	1st	2nd	3rd	4th	—	Total
Holy Cross	10	6	3	0	—	19
Dartmouth	7	7	0	13	—	27

1st	9:50	HC—Santana 8 pass from Taggart (Dornfried kick)
	5:40	DC—Schwieger 4 run (Schmidt kick)
	0:50	HC—Dornfried 30 field goal
2nd	10:45	HC—Mistretta 8 pass from Taggart (Dornfried kick blocked)
	4:44	DC—Kempe 1 run (Schmidt kick)
3rd	1:00	HC—Dornfried 20 field goal
4th	10:35	DC—Schmidt 35 field goal
	8:36	DC—Schmidt 32 field goal
	0:48	DC—Scorah 43 interception return (Schmidt kick)

Team Statistics	Holy Cross	Dartmouth
First Downs	25	17
Rushing Yards	124	220
Passing Yards	274	57
Total Offense	398	277
Comp-Att-Int	32-53-4	8-20-2
Fumbles / Lost	2 / 2	2 / 2
Penalties / Yards	4 / 27	4 / 25
Punts / Average	2 / 28.0	4 / 32.0
Punt Returns	1-1	2-2
Kickoff Returns	5-87	4-78
Time of Possession	32:02	27:58

Individual Statistics

HC Rushing: Auffant (22-71-0), Watson (8-27-0), Taggart (7-14-0), Houghton (2-12-0); **DC Rushing:** Schwieger (31-169-1), McManus (4-27-0), Pierre (6-24-0), Kempe (5-2-1), Team (1-(-2)-0).

HC Passing: Taggart (25-39-220-2-4), Watson (7-13-54-0-0), Koster (0-1-0-0-0); **DC Passing:** Kempe (8-20-57-0-2).

HC Receiving: Chmielinski (7-57-0), Edger (6-60-0), Auffant (6-45-0), Mistretta (4-41-1), Santana (4-34-1), Schneider (3-30-0), Apfelbaum (1-14-0), Watson (1-(-7)-0); **DC Receiving:** Schwieger (3-6-0), McManus (2-20-0), Scott (1-16-0), Reilly (1-11-0), Gallagher (1-4-0).

Game #8 • Holy Cross 31, Colgate 24 October 23, 2010 • Hamilton, N.Y.

Bill Edger caught a 14-yard touchdown pass from Ryan Taggart with 5.2 seconds left in the fourth quarter, to break a 24-24 tie and lift Holy Cross to a 31-24 victory over Colgate at Andy Kerr Field. The Crusaders began their final drive with just 1:03 remaining in the fourth quarter at their own 24-yard line. After Taggart picked up two first downs early in the drive with rushes for 12 and nine yards, Holy Cross had first and 10 at the Colgate 39-yard line. Taggart then threw a 26-yard pass to Freddie Santana with less than 20 seconds to go, giving the Crusaders another first down at the 13-yard line and setting up the game-winning touchdown. Holy Cross had opened the game by taking a 7-0 lead at the 11:19 mark of the first quarter on a 14-yard touchdown pass from Mark Tolzien to Santana. The Crusaders then increased their lead to 10-0 on a 22-yard field goal from Rob Dornfried. The Raiders responded with a 35-yard touchdown run by Nate Eachus later in the first quarter, but Andrew Zitnik returned the ensuing kickoff 93 yards for a score to put Holy Cross back up by 10 points, 17-7. The Crusaders would eventually take a 24-7 lead into the locker room, thanks to a seven-yard touchdown pass from Tolzien to Luke Chmielinski. Colgate came back in the third quarter with a one-yard scoring run by Eachus, then trimmed the lead to 24-16 when Lamont Sonds sacked Tolzien in the end zone for a safety. The Raiders eventually tied the score at 24-24, with a five-yard touchdown strike from Greg Sullivan to Doug Rosnick at the 6:37-mark of the fourth quarter, followed by a two-point conversion pass from Sullivan to Rosnick. But after neither team scored on its next possession, Holy Cross drove down the field to score the winning touchdown.

Scoring Summary	1st	2nd	3rd	4th	—	Total
Holy Cross	17	7	0	7	—	31
Colgate	7	0	9	8	—	24

1st	11:19	HC—Santana 14 pass from Tolzien (Dornfried kick)
	7:53	HC—Dornfried 22 field goal
	2:16	CU—Eachus 35 run (Colborne kick)
	2:01	HC—Zitnik 93 kickoff return (Dornfried kick)
2nd	3:51	HC—Chmielinski 7 pass from Tolzien (Dornfried kick)
3rd	1:09	CU—Eachus 1 run (Colborne kick)
	0:20	CU—Sonds safety
4th	6:37	CU—Rosnick 5 pass from Sullivan (Rosnick pass from Sullivan)
	0:05	HC—Edger 14 pass from Taggart (Dornfried kick)

Team Statistics	Holy Cross	Colgate
First Downs	16	19
Rushing Yards	117	208
Passing Yards	131	148
Total Offense	248	356
Comp-Att-Int	12-22-0	16-28-0
Fumbles / Lost	0 / 0	3 / 2
Penalties / Yards	3-32	7-71
Punts / Average	4 / 37.5	5 / 44.0
Punt Returns	2-41	1-3
Kickoff Returns	4-140	6-109
Time of Possession	23:19	36:41

Individual Statistics

HC Rushing: Auffant (20-66-0), Taggart (11-35-0), Zitnik (2-10-0), Mistretta (1-8-0), Tolzien (3-(-2)-0); **CU Rushing:** Eachus (29-155-2), Sullivan (14-41-0), Rizzo (1-9-0), Jackson (4-3-0).

HC Passing: Taggart (8-17-98-1-0), Tolzien (4-5-33-2-0); **CU Passing:** Sullivan (16-28-148-1-0).

HC Receiving: Santana (4-54-1), Mistretta (4-48-0), Chmielinski (2-12-1), Edger (1-14-0), Camara (1-3-0); **CU Receiving:** Cason (5-34-0), Rosnick (4-53-1), Eachus (3-24-0), Mputu (2-13-0), Little (1-16-0), Cadet (1-8-0).

2010 GAME-BY-GAME RECAPS

Game #9 • Lehigh 34, Holy Cross 17 November 6, 2010 • Worcester, Mass.

Lehigh quarterback Chris Lum accounted for 276 yards of total offense and three touchdowns, to lead the Mountain Hawks to a 34-17 victory over Holy Cross at Fitton Field. Following the contest, Lum received the Dr. Edward N. Anderson Award as the game's most valuable player. The Mountain Hawks opened the scoring at the 2:10-mark of the first quarter on a 21-yard touchdown pass from Lum to Craig Zurn. Holy Cross came back with a 29-yard field goal by Rob Dornfried midway through the second quarter to make the score 7-3. But on the final play before halftime, Lum tossed a five-yard scoring strike to Alex Wojdowski, and Lehigh led 14-3 heading into the locker room. Lum connected with Jake Drwal for a 30-yard touchdown early in the second half, before Gerald Mistretta scored on a two-yard run to make the score 21-10 heading into the fourth quarter. The Mountain Hawks then put the game away with a 17-yard touchdown run by Zack Barket and a pair of field goals by Tom Randazza. The Crusaders concluded the scoring with a nine-yard scoring strike from Ryan Taggart to Bill Edger. On the defensive side of the ball, the Crusaders were led by Ricky Otis with 14 total tackles and a forced fumble, while C.J. Martin totaled eight tackles with an interception and a tackle for loss. Taggart completed 17 of 31 passes for 178 yards and a touchdown, while Edger finished with six catches for 73 yards and a score.

Scoring Summary	1st	2nd	3rd	4th	—	Total
Lehigh	7	7	7	13	—	34
Holy Cross	0	3	7	7	—	17

1st	2:10	LU—Zurn 21 pass from Lum (Randazza kick)
2nd	6:09	HC—Dornfried 29 field goal
	0:00	LU—Wojdowski 5 pass from Lum (Randazza kick)
3rd	11:35	LU—Drwal 30 pass from Lum (Randazza kick)
	0:12	HC—Mistretta 2 run (Dornfried kick)
4th	10:06	LU—Barket 17 run (Randazza kick)
	7:00	LU—Randazza 22 field goal
	1:55	LU—Randazza 33 field goal
	0:06	HC—Edger 9 pass from Taggart (Dornfried kick)

Team Statistics	Lehigh	Holy Cross
First Downs	23	17
Rushing Yards	209	60
Passing Yards	212	235
Total Offense	421	295
Comp-Att-Int	21-35-1	23-43-0
Fumbles / Lost	2 / 1	2 / 2
Penalties / Yards	7-70	4-30
Punts / Average	5 / 34.8	7 / 37.0
Punt Returns	2-22	0-0
Kickoff Returns	3-111	5-132
Time of Possession	38:21	21:39

Individual Statistics

LU Rushing: Lum (8-64-0), Barket (10-53-1), Campbell (10-42-0), Colvin (13-39-0), Spadola (2-11-0); **HC Rushing:** Auffant (10-46-0), Taggart (8-16-0), Fess (2-7-0), Mistretta (1-2-1), Tolzien (2-(-11)-0).

LU Passing: Lum (21-33-212-3-1), Colvin (0-2-0-0-0); **HC Passing:** Taggart (17-31-178-1-0), Tolzien (6-12-57-0-0).

LU Receiving: Spadola (8-87-0), Drwal (4-54-1), Zurn (3-29-1), Barket (2-18-0), Wojdowski (2-11-1), Campbell (1-8-0), Fitz (1-5-0); **HC Receiving:** Edger (6-73-1), Santana (5-45-0), Mistretta (3-34-0), Auffant (3-9-0), Chmielinski (2-21-0), Schneider (2-14-0), Mercurio (1-22-0), Fess (1-17-0).

Game #10 • Holy Cross 37, Lafayette 27 November 13, 2010 • Easton, Pa.

Ryan Taggart accounted for 245 yards of total offense and four touchdowns, as Holy Cross posted a 37-27 victory over Lafayette at Fisher Stadium. Taggart completed 15 of 31 passes for 205 yards and two touchdowns, while rushing 10 times for 41 yards and two scores. The Leopards opened the scoring at the 10:01-mark of the first quarter on an 11-yard touchdown pass from Ryan O'Neil to Mark Layton. The Crusaders came back with a 27-yard field goal by Rob Dornfried on their next drive. The score remained 7-3 until late in the second quarter, when Lafayette lined up to attempt a 42-yard field goal. But after a bad snap, the ball was fumbled and Cav Koch scooped it up and ran 68 yards for a Holy Cross touchdown. Early in the third quarter, a Taggart pass was deflected into the hands of Gerald Mistretta, resulting in a 32-yard score to increase the Crusaders' lead to 16-7. The Leopards came back with a 52-yard touchdown pass from O'Neil to Layton, before a one-yard scoring run by Taggart put Holy Cross up 23-13 at the end of the third quarter. Lafayette finished its next drive with nine-yard scoring strike from O'Neil to Greg Stripe, but a two-yard touchdown pass from Taggart to Freddie Santana made it a 10-point game once again (30-20). The Leopards scored one more touchdown with 2:38 to play on a 16-yard pass from O'Neil to Kevin Doty, making the score 30-27. But after Bill Edger recovered an onside kick, Taggart ran 30 yards for a touchdown with just 1:39 on the clock to conclude the scoring. Defensively, Ricky Otis had a team-high 17 tackles with one tackle for loss.

Scoring Summary	1st	2nd	3rd	4th	—	Total
Holy Cross	3	7	13	14	—	37
Lafayette	7	0	6	14	—	27

1st	10:01	LC—Layton 11 pass from O'Neil (Rodriguez kick)
	7:54	HC—Dornfried 27 field goal
2nd	0:28	HC—Koch 68 fumble return (Dornfried kick)
3rd	9:15	HC—Mistretta 32 pass from Taggart (Dornfried kick failed)
	6:23	LC—Layton 52 pass from O'Neil (Rodriguez kick failed)
	4:06	HC—Taggart 1 run (Dornfried kick)
4th	13:48	LC—Stripe 9 pass from O'Neil (Swerdlow kick)
	10:45	HC—Santana 2 pass from Taggart (Dornfried kick)
	2:38	LC—Doty 16 pass from O'Neil (Swerdlow kick)
	1:39	HC—Taggart 30 run (Dornfried kick)

Team Statistics	Holy Cross	Lafayette
First Downs	20	31
Rushing Yards	123	178
Passing Yards	219	335
Total Offense	342	513
Comp-Att-Int	17-35-0	35-42-0
Fumbles / Lost	0 / 0	1 / 1
Penalties / Yards	3-30	8-73
Punts / Average	2 / 40.5	4 / 23.5
Punt Returns	3-30	0-0
Kickoff Returns	3-91	6-115
Time of Possession	19:32	40:28

Individual Statistics

HC Rushing: Auffant (16-69-0), Taggart (10-41-2), Woods (3-10-0), Tolzien (2-3-0); **LC Rushing:** Elder (13-57-0), Mputu (12-46-0), O'Neil (11-41-0), Irving (7-30-0), Kessel (2-6-0), Stripe (1-5-0), Team (1-(-7)-0).

HC Passing: Taggart (15-31-205-2-0), Tolzien (2-4-14-0-0); **LC Passing:** O'Neil (35-42-335-4-0).

HC Receiving: Santana (5-71-1), Edger (3-41-0), Schneider (3-19-0), Auffant (2-27-0), Fess (2-22-0), Mistretta (1-32-1), Chmielinski (1-7-0); **LC Receiving:** Layton (13-175-2), Bennett (6-54-0), Elder (5-28-0), Hayes (3-29-0), Stripe (3-11-1), Doty (2-17-1), Mputu (2-10-0), Creahan (1-11-0).

2010 GAME-BY-GAME RECAPS

*Game #11 • Holy Cross 34, Bucknell 9
November 20, 2010 • Worcester, Mass.*

Freddie Santana totaled 170 all-purpose yards to lead Holy Cross to a 34-9 victory over Bucknell at Fitton Field. Santana led the team with six receptions for 118 yards and a touchdown, in addition to rushing twice for a team-best 39 yards and returning one punt for 13 yards. After a scoreless first quarter, the Bison opened the scoring at the 13:23-mark of the second period on a 19-yard field goal by Alex Eckard. Mike Fess then returned the ensuing kickoff 75 yards for a touchdown, to put the Crusaders up 7-3. Later in the second quarter, Ryan Taggart scored on a one-yard run and Rob Dornfried booted a 34-yard field goal, giving Holy Cross a 17-3 lead at halftime. In the third quarter, Dornfried kicked his second field goal of the day, from 28 yards, to make the score 20-3. Santana then caught a 43-yard touchdown pass from Bill Edger to put the Crusaders up 27-3. Early in the fourth quarter, Taggart scored his second touchdown of the day on a 15-yard run. Bucknell then concluded the scoring with 12:10 to play in the game on an eight-yard touchdown pass from Brandon Wesley to Gabe Skwara. Taggart finished the day with 182 yards of total offense, completing 13 of 27 passes for 154 yards and rushing 10 times for 28 yards and two scores. On the defensive side of the ball, Ricky Otis had a team-high 12 tackles, while Mude Ohimor added five tackles with a sack and a forced fumble. Bucknell was led by Wesley, who completed 18 of 30 passes for 115 yards with one touchdown and one interception.

<i>Scoring Summary</i>	<i>1st</i>	<i>2nd</i>	<i>3rd</i>	<i>4th</i>	<i>—</i>	<i>Total</i>
Bucknell	0	3	0	6	—	9
Holy Cross	0	17	10	7	—	34

- 2nd 13:23 BU—Eckard 19 field goal
 13:12 HC—Fess 75 kickoff return (Dornfried kick)
 4:19 HC—Taggart 1 run (Dornfried kick)
 1:14 HC—Dornfried 34 field goal
- 3rd 6:13 HC—Dornfried 28 field goal
 4:26 HC—Santana 43 pass from Edger (Dornfried kick)
- 4th 14:43 HC—Taggart 15 run (Dornfried kick)
 12:01 BU—Skwara 8 pass from Wesley (Eckard kick blocked)

<i>Team Statistics</i>	<i>Bucknell</i>	<i>Holy Cross</i>
First Downs	12	23
Rushing Yards	86	114
Passing Yards	162	240
Total Offense	248	354
Comp-Att-Int	19-31-1	18-32-0
Fumbles / Lost	2 / 1	2 / 1
Penalties / Yards	4 / 40	4 / 35
Punts / Average	7 / 30.7	3 / 30.0
Punt Returns	2-10	1-13
Kickoff Returns	4-66	2-91
Time of Possession	36:40	23:20

Individual Statistics

BU Rushing: T. Smith (12-44-0), R. Smith (6-22-0), Friend (9-18-0), Wesley (12-1-0), Massaro (1-1-0); **HC Rushing:** Santana (2-39-0), Taggart (10-28-2), Auffant (7-28-0), Mistretta (1-11-0), Chmielinski (1-10-0), Woods (7-7-0), Tolzien (3-(-7)-0), Team (1-(-2)-0).

BU Passing: Wesley (18-30-115-1-1), Gutowski (1-1-47-0-0); **HC Passing:** Taggart (13-27-154-0-0), Tolzien (4-4-43-0-0), Edger (1-1-43-1-0).

BU Receiving: DeNick (4-33-0), Skwara (3-24-1), Friend (3-18-0), Ityokumbul (2-17-0), T. Smith (2-14-0), Rafferty (1-47-0), Boline (1-8-0), Gatto (1-2-0), Massaro (1-2-0), Sangimino (1-(-3)-0); **HC Receiving:** Santana (6-118-1), Chmielinski (6-53-0), Edger (3-35-0), Koster (1-15-0), Schneider (1-12-0), Argillander (1-7-0).

2010 HONORS & AWARDS

DAKOTA ALLOSSO

Patriot League Academic Honor Roll

PETE ANASTASIO

Patriot League Academic Honor Roll

REED APFELBAUM

Patriot League Academic Honor Roll

MIKE ARGILLANDER

NFF Hampshire Honor Society
Patriot League Academic Honor Roll

JOE BARBER

Patriot League Academic Honor Roll

ANTHONY DIMICHELE

All-Patriot League (Second Team)

ROB DORNFRIED

All-Patriot League (Second Team)
NFF Hampshire Honor Society
Patriot League Academic Honor Roll
Patriot League Special Teams
Player of the Week (11/20)

BILL EDGER

All-Patriot League (Second Team)
William V. Campbell Trophy Semifinalist
NFF Hampshire Honor Society
Academic All-Patriot League
AT&T Crusader of the Week (10/9)

CHANDLER FENNER

All-Patriot League (First Team)

MATT FERREL

NFF Hampshire Honor Society
Patriot League Academic Honor Roll

MIKE FESS

CFPA National Kick
Returner of the Week (11/20)

GRAHAM GAWRYSZEWSKI

Patriot League Academic Honor Roll

PHILIP GOUGH

Patriot League Academic Honor Roll

PAT HAIDON

Patriot League Academic Honor Roll

FRED HILOW

Patriot League Academic Honor Roll

EDDIE HOUGHTON

Patriot League Academic Honor Roll

ALEX JOHNSON

Patriot League Academic Honor Roll

CAV KOCH

Patriot League Academic Honor Roll
AT&T Crusader of the Week (11/13)

SEAN LAMKIN

All-Patriot League (First Team)
New England Football Writers All-Star Team

DON LEMIEUX

All-Patriot League (First Team)
Patriot League Special Teams
Player of the Week (9/11)

PAT LOWE

Patriot League Academic Honor Roll

JOHN MACOMBER

Patriot League Academic Honor Roll

TOM MANNIX

Patriot League Academic Honor Roll

CLINTON MCCABE

Patriot League Academic Honor Roll

MIKE MCCABE

All-Patriot League (First Team)
New England Football Writers All-Star Team
FCS Athletic Directors Academic All-Star Team
ESPN The Magazine Academic
All-District (First Team)
Academic All-Patriot League
Patriot League Academic Honor Roll

EMANUEL MENDOZA

Patriot League Academic Honor Roll

MARCUS MORGAN

NFF Hampshire Honor Society
Patriot League Academic Honor Roll

MUDE OHIMOR

All-Patriot League (Second Team)
FCS Senior Scout Bowl
Patriot League Academic Honor Roll

RICKY OTIS

All-Patriot League (First Team)
Patriot League Defensive
Player of the Week (9/25 & 11/13)

COREY PAGE

Patriot League Academic Honor Roll

KYLE PEDRETTY

Patriot League Academic Honor Roll

FREDDIE SANTANA

All-Patriot League (Second Team)
FCS Senior Scout Bowl
Patriot League Academic Honor Roll
AT&T Crusader of the Week (11/20)

ALEX SCHNEIDER

All-Patriot League (First Team)

JON SMITH

Patriot League Academic Honor Roll

RYAN TAGGART

Patriot League Academic Honor Roll
Gridiron Club of Greater Boston
Gold Helmet Award (11/13)
AT&T Crusader of the Week (10/2)
Johnny Turco Award (10/2)

MARK TOLZIEN

Patriot League Academic Honor Roll

PERRY TOWNSEND

Patriot League Academic Honor Roll

SEAN WHITED

Patriot League Academic Honor Roll

MIKE WRIGHT

Patriot League Academic Honor Roll

TYLER ZEOLI

Patriot League Academic Honor Roll

ANDREW ZITNIK

Patriot League Special Teams
Player of the Week (10/23)
Patriot League Rookie of the Week (10/23)

INDIVIDUAL RECORDS

RUSHING RECORDS

MOST YARDS GAINED

Play: 94, Joe Wilson (Boston Univ., 1970)
 Game: 337, Gill Fenerty (Columbia, 1983)
 Season: 1465, Jerome Fuller (1991)
 Career: 3680, Gill Fenerty (1983-1985)

MOST CARRIES

Game: 37, Gill Fenerty (Delaware, 1985)
 Season: 266, Andy Clivio (1982)
 266, Jerome Fuller (1991)
 Career: 710, Joe Segreti (1987-1990)

MOST YARDS PER CARRY

Game: 18.7, Gill Fenerty (Columbia, 1983)
 Season: 6.3, Gill Fenerty (1983)
 Career: 5.8, Gill Fenerty (1983-1985)

MOST YARDS PER GAME

Season: 136.8, Gill Fenerty (1985)
 Career: 118.7, Gill Fenerty (1983-1985)

MOST TOUCHDOWNS

Game: 6, Gill Fenerty (Columbia, 1983)
 Season: 16, Joe Segreti (1988)
 Career: 37, Joe Segreti (1987-1990)

MOST 100-YARD GAMES

Season: 9, Jerome Fuller (1991)
 Career: 20, Joe Segreti (1987-1990)
 Consec.: 7, Gill Fenerty (1984)

MOST 200-YARD GAMES

Season: 3, Gill Fenerty (1985)
 Career: 4, Gill Fenerty (1983-1985)

TOP RUSHING PERFORMANCES

MOST YARDS GAINED

Single Play:

- 94 Joe Wilson (Boston Univ., 1970)
- 81 Jack Lentz (Richmond, 1964)
- 78 Andy Fitzpatrick (UMass, 1993)
- 76 Gill Fenerty (Colgate, 1984)
- 74 Frank Nealon (Syracuse, 1974)
- 74 Terrance Gass (Lehigh, 2007)
- 73 Gill Fenerty (Boston Univ., 1983)
- 72 Jerome Fuller (Villanova, 1989)
- 70 Dave Hohl (Boston Univ., 1955)

Single Game:

- 337 Gill Fenerty (Columbia, 1983)
- 274 Joe Wilson (Rutgers, 1972)
- 239 Joe Segreti (Dartmouth, 1990)
- 230 Gill Fenerty (Colgate, 1985)
- 228 Stan Koslowski (Coast Guard, 1943)
- 214 Joe Segreti (Lehigh, 1988)
- 209 Gill Fenerty (Harvard, 1985)
- 207 Jerome Fuller (UMass, 1991)
- 204 Gill Fenerty (Delaware, 1985)
- 201 Steve Silva (Bucknell, 2005)

Single Season:

- 1465 Jerome Fuller (1991)
- 1368 Gill Fenerty (1985)
- 1211 Gill Fenerty (1984)
- 1187 Joe Segreti (1988)
- 1143 Joe Segreti (1990)
- 1101 Gill Fenerty (1983)
- 1099 Joe Segreti (1989)
- 1073 Andy Clivio (1982)
- 973 Joe Wilson (1971)
- 913 Steve Silva (2005)

Career:

- 3680 Gill Fenerty (1983-1985)
- 3461 Joe Segreti (1987-1990)
- 2646 Steve Silva (2001-2005)
- 2447 Jerome Fuller (1988-1991)
- 2350 Joe Wilson (1970-1972)
- 2167 Steve Hunt (1974-1977)
- 2132 J.R. Walz (1994-1998)
- 1833 Mark Covington (1980-1982)
- 1816 Steve Buchanan (1971-1973)
- 1783 Andy Clivio (1979-1982)

MOST CARRIES

Single Game:

- 37 Gill Fenerty (Delaware, 1985)
- 35 Steve Hunt (Colgate, 1975)
- 35 Gill Fenerty (Colgate, 1985)
- 35 Joe Segreti (Dartmouth, 1990)
- 34 Joe Wilson (Rutgers, 1972)
- 34 Joe Segreti (Brown, 1988)
- 33 J.R. Walz (Lafayette, 1994)
- 33 Steve Silva (Bucknell, 2005)
- 32 Stan Koslowski (U.S. Sub Base, 1945)
- 32 Joe Segreti (Dartmouth, 1988)
- 32 J.R. Walz (Fordham, 1994)

Single Season:

- 266 Andy Clivio (1982)
- 266 Jerome Fuller (1991)
- 247 Gill Fenerty (1985)
- 244 Joe Segreti (1988)
- 233 Joe Segreti (1989)
- 228 Joe Segreti (1990)
- 210 Gill Fenerty (1984)
- 209 Mark Covington (1981)
- 205 Stan Koslowski (1945)
- 200 J.R. Walz (1994)

Career:

- 710 Joe Segreti (1987-1990)
- 632 Gill Fenerty (1983-1985)
- 615 Steve Silva (2001-2005)
- 528 J.R. Walz (1994-1998)
- 522 Steve Hunt (1974-1977)
- 508 Mark Covington (1980-1982)
- 462 Joe Wilson (1970-1972)
- 440 Andy Clivio (1979-1982)
- 438 Jerome Fuller (1988-1991)
- 436 Larry Ewald (1976-1979)

MOST YARDS PER CARRY

Single Game (minimum 10 carries):

- 18.7 Gill Fenerty (Columbia, 1983)
- 11.3 Gordie Lockbaum (Harvard, 1986)
- 10.9 Brian Doherty (Rhode Island, 1976)
- 10.8 John Turco (Marquette, 1951)
- 10.5 Joe Wilson (Boston Univ., 1971)
- 10.4 Terrance Gass (Bucknell, 2007)
- 10.3 Jack Lentz (Buffalo, 1964)
- 10.2 Mel Massucco (Colgate, 1951)

Single Season (minimum 100 carries):

- 6.3 Gill Fenerty (1983)
- 6.2 Brian Doherty (1976)
- 5.8 Gill Fenerty (1984)
- 5.7 Gordie Lockbaum (1986)
- 5.6 Mike Kielt (2008)
- 5.6 Terrance Gass (2007)
- 5.5 Gill Fenerty (1985)
- 5.5 Tom Kelleher (1987)
- 5.5 Jerome Fuller (1991)
- 5.5 Joe Wilson (1971)

Career (minimum 200 carries):

- 5.8 Gill Fenerty (1983-1985)
- 5.6 Jerome Fuller (1988-1991)
- 5.4 Gordie Lockbaum (1984-1987)
- 5.1 Joe Wilson (1970-1972)
- 5.0 Mike Kielt (2005-2008)
- 5.0 Brian Doherty (1976-1979)
- 4.9 Joe Segreti (1987-1990)
- 4.7 Terrance Gass (2005-2008)
- 4.6 Tom Kelleher (1983-1987)
- 4.6 Jack Lentz (1964-1966)

INDIVIDUAL RECORDS

MOST YARDS PER GAME

Single Season:

1. 136.8 Gill Fenerty (1985)
2. 133.2 Jerome Fuller (1991)
3. 110.1 Gill Fenerty (1983)
4. 110.1 Gill Fenerty (1984)
5. 107.9 Joe Segreti (1988)
6. 103.9 Joe Segreti (1990)
7. 99.9 Joe Segreti (1989)
8. 97.5 Andy Clivio (1982)
9. 97.3 Joe Wilson (1971)
10. 91.3 Steve Silva (2005)

Career:

1. 118.7 Gill Fenerty (1983-1985)
2. 92.1 Stan Koslowski (1943-1945)
3. 86.5 Joe Segreti (1987-1990)
4. 75.8 Joe Wilson (1970-1972)
5. 74.3 Jack Lentz (1964-1966)
6. 69.9 Jerome Fuller (1988-1991)
7. 63.0 Steve Silva (2001-2005)
8. 58.6 Steve Buchanan (1971-1973)
9. 55.5 Mark Covington (1980-1982)
10. 53.3 Mel Massucco (1949-1951)

MOST TOUCHDOWNS

Single Game:

1. 6 Gill Fenerty (Columbia, 1983)
2. 5 John Kenney (Worcester Tech, 1898)
3. 4 Gordie Lockbaum (Dartmouth, 1986)
4. Joe Segreti (Lehigh, 1988)
4. Joe Segreti (Brown, 1988)
4. Steve Silva (Bucknell, 2005)

Single Season:

1. 16 Joe Segreti (1988)
2. 15 Gill Fenerty (1983)
3. 14 Gordie Lockbaum (1986)
4. 13 Gordie Lockbaum (1987)
5. 12 Pat McCarthy (1962)
- 12 Joe Segreti (1989)
- 12 Jerome Fuller (1991)
8. 11 Mark Covington (1981)
- 11 Tom Kelleher (1987)
- 11 Steve Silva (2005)

Career:

1. 37 Joe Segreti (1987-1990)
2. 33 Steve Silva (2001-2005)
3. 27 Gill Fenerty (1983-1985)
- 27 Gordie Lockbaum (1984-1987)
5. 25 Pat McCarthy (1960-1962)
6. 23 Chuck Doyle (1982-1985)
7. 22 Joe Wilson (1970-1972)
8. 20 Mark Covington (1980-1982)
- 20 Pete Muldoon (1981-1984)
10. 18 Brian Doherty (1976-1979)
- 18 Tom Kelleher (1983-1987)
- 18 Brian Hall (1999-2002)
- 18 Mike Kielt (2005-2008)

MOST 100-YARD GAMES

Single Season:

1. 9 Jerome Fuller (1991)
2. 7 Gill Fenerty (1984)
- 7 Joe Segreti (1989)
- 7 Joe Segreti (1990)
5. 6 Andy Clivio (1982)
- 6 Gill Fenerty (1985)
- 6 Joe Segreti (1988)
8. 5 Gill Fenerty (1983)
- 5 Steve Silva (2005)

Career:

1. 20 Joe Segreti (1987-1990)
2. 18 Gill Fenerty (1983-1985)
3. 10 Joe Wilson (1970-1972)
4. 9 Jerome Fuller (1988-1991)
5. 8 Steve Silva (2001-2005)
6. 7 Jack Lentz (1964-1966)
- 7 Steve Buchanan (1971-1973)
- 7 J.R. Walz (1994-1998)
9. 6 Andy Clivio (1979-1982)

Consecutive:

1. 7 Gill Fenerty (1984)
2. 5 Joe Segreti (1990)
- 5 Jerome Fuller (1991)
4. 4 Andy Clivio (1982)
- 4 Joe Segreti (1988)

PASSING RECORDS

MOST YARDS GAINED

- Play: 99, Colin Clapton to Eddie Jenkins (Boston University, 1970)
- Game: 449, Tom Ciaccio (Villanova, 1989)
- Season: 3838, Dominic Randolph (2008)
- Career: 13455, Dominic Randolph (2006-2009)

MOST ATTEMPTS

- Game: 63, Dominic Randolph (Yale, 2008)
- Season: 520, Dominic Randolph (2008)
- Career: 1786, Dominic Randolph (2006-2009)

MOST COMPLETIONS

- Game: 41, Dominic Randolph (Yale, 2008)
- 41, Dominic Randolph (Brown, 2008)
- Season: 340, Dominic Randolph (2008)
- Career: 1131, Dominic Randolph (2006-2009)

MOST YARDS PER ATTEMPT

- Season: 9-2, Jeff Wiley (1987)
- Career: 8.0, Jeff Wiley (1985-1988)

MOST YARDS PER COMPLETION

- Season: 17.8, Ken Komodzinski (1959)
- Career: 17.0, Tom Greene (1956-1958)

MOST YARDS PER GAME

- Season: 348.9, Dominic Randolph (2008)
- Career: 312.9, Dominic Randolph (2006-2009)

HIGHEST COMPLETION PERCENT

- Game: 90.0, Phil O'Neil (UConn, 1968)
- Season: 66.2, Jeff Wiley (1987)
- Career: 63.3, Dominic Randolph (2006-2009)

MOST TOUCHDOWNS

- Game: 7, Jeff Wiley (Lehigh, 1987)
- Season: 34, Jeff Wiley (1987)
- 34, Dominic Randolph (2008)
- 34, Dominic Randolph (2009)
- Career: 117, Dominic Randolph (2006-2009)

HIGHEST PASS EFFICIENCY RATING

- Season: 163.0, Jeff Wiley (1987)
- Career: 143.1, Dominic Randolph (2006-2009)

MOST INTERCEPTIONS

- Game: 5, Jack Stephens (Marquette, 1955)
- 5, Dave Boisture (Villanova, 1980)
- 5, Peter Muldoon (Harvard, 1982)
- 5, Tom Ciaccio (Army, 1990)
- Season: 23, Peter Vaas (1973)
- Career: 63, Jeff Wiley (1985-1988)

MOST 300-YARD GAMES

- Season: 8, Dominic Randolph (2008)
- Career: 24, Dominic Randolph (2006-2009)
- Consec.: 9, Dominic Randolph (2008-2009)

MOST 400-YARD GAMES

- Season: 3, Dominic Randolph (2008)
- Career: 7, Dominic Randolph (2006-2009)

INDIVIDUAL RECORDS

TOP PASSING PERFORMANCES

Most Yards Gained

Single Play:

- 99 Colin Clapton (Boston U., 1970)
- 95 Tom Ciaccio (Bucknell, 1991)
- 91 Jeff Wiley (Bucknell, 1987)
- 86 Erreick Stewart (Fordham, 2000)
- 85 Brian Hall (St. Mary's, 1999)
- 84 Tom Ciaccio (Brown, 1991)
- 78 Dave Boisture (1980)
- 77 John O'Neil (Sacred Heart, 2005)
- 76 Mike Cunnion (Buffalo, 1964)
- 75 Mike Cunnion (Richmond, 1964)
- 75 Jeff Wiley (Harvard, 1987)
- 75 Tom Ciaccio (Harvard, 1990)
- 75 Dominic Randolph (Colgate, 2008)

Single Game:

- 449 Tom Ciaccio (Villanova, 1989)
- 441 Dominic Randolph (Colgate, 2007)
- 438 Jeff Wiley (Massachusetts, 1987)
- 430 Dominic Randolph (Brown, 2008)
- 422 Dominic Randolph (Lafayette, 2008)
- 416 Brian Hall (Lafayette, 2001)
- 414 Jeff Wiley (Lehigh, 1987)
- 414 Dominic Randolph (Georgetown, 2009)
- 411 Dominic Randolph (Brown, 2009)
- 407 Dominic Randolph (Fordham, 2008)

Single Season:

- 3838 Dominic Randolph (2008)
- 3776 Dominic Randolph (2009)
- 3677 Jeff Wiley (1987)
- 3604 Dominic Randolph (2007)
- 3010 Tom Ciaccio (1991)
- 2982 Tom Ciaccio (1989)
- 2611 Tom Ciaccio (1990)
- 2573 Jeff Wiley (1988)
- 2573 John O'Neil (2003)
- 2464 Jeff Wiley (1986)

Career:

- 13445 Dominic Randolph (2006-2009)
- 9698 Jeff Wiley (1985-1988)
- 8603 Tom Ciaccio (1988-1991)
- 6670 John O'Neil (2002-2005)
- 5721 Brian Hall (1999-2002)
- 4801 Peter Muldoon (1981-1984)
- 4074 Charlie Maloy (1950-1952)
- 3859 Brion Stapp (1994-1997)
- 3289 Pat McCarthy (1960-1962)
- 3117 Dan Boland (1995-1998)

Most Attempts

Single Game:

- 63 Dominic Randolph (Yale, 2008)
- 62 Dominic Randolph (UMass, 2007)
- 59 Dominic Randolph (Fordham, 2008)
- 56 Charlie Maloy (Quantico Marines, 1952)
- 56 Dominic Randolph (Georgetown, 2009)
- 55 Dominic Randolph (Harvard, 2007)
- 54 Dominic Randolph (Brown, 2008)
- 53 Jeff Wiley (Harvard, 1988)
- 53 Dominic Randolph (Lehigh, 2006)
- 53 Dominic Randolph (Fordham, 2007)
- 53 Dominic Randolph (Brown, 2009)

Single Season:

- 520 Dominic Randolph (2008)
- 485 Dominic Randolph (2009)
- 482 Dominic Randolph (2007)
- 400 Jeff Wiley (1987)
- 385 Tom Ciaccio (1991)
- 373 John O'Neil (2003)
- 363 Tom Ciaccio (1989)
- 356 John O'Neil (2004)
- 345 Brian Hall (2002)
- 341 Jeff Wiley (1988)

Career:

- 1786 Dominic Randolph (2006-2009)
- 1208 Jeff Wiley (1985-1988)
- 1073 Tom Ciaccio (1988-1991)
- 1067 John O'Neil (2002-2005)
- 889 Brian Hall (1999-2002)
- 689 Charlie Maloy (1950-1952)
- 681 Brion Stapp (1994-1997)
- 616 Pete Muldoon (1981-1984)
- 533 Dan Boland (1995-1998)
- 510 Dave Boisture (1978-1981)

Most Completions

Single Game:

- 41 Dominic Randolph (Yale, 2008)
- 41 Dominic Randolph (Brown, 2008)
- 38 Dominic Randolph (Bucknell, 2008)
- 38 Dominic Randolph (Brown, 2009)
- 36 Dominic Randolph (Georgetown, 2009)
- 35 Dominic Randolph (Fordham, 2008)
- 34 Dominic Randolph (Lafayette, 2006)
- 33 Dominic Randolph (Dartmouth, 2008)
- 32 Brian Hall (Lafayette, 2001)
- 32 Dominic Randolph (UMass, 2007)
- 32 Dominic Randolph (Fordham, 2007)

Single Season:

- 340 Dominic Randolph (2008)
- 310 Dominic Randolph (2009)
- 297 Dominic Randolph (2007)
- 265 Jeff Wiley (1987)
- 232 Tom Ciaccio (1991)
- 230 Tom Ciaccio (1989)
- 215 John O'Neil (2003)
- 203 Jeff Wiley (1988)
- 196 Tom Ciaccio (1990)
- 193 John O'Neil (2004)

Career:

- 1131 Dominic Randolph (2006-2009)
- 723 Jeff Wiley (1985-1988)
- 658 Tom Ciaccio (1988-1991)
- 596 John O'Neil (2002-2005)
- 503 Brian Hall (1999-2002)
- 348 Brion Stapp (1994-1997)
- 339 Peter Muldoon (1981-1984)
- 306 Charlie Maloy (1950-1952)
- 274 Dan Boland (1995-1998)
- 259 Dave Boisture (1978-1981)

HIGHEST COMPLETION PERCENT

Single Game (minimum 10 attempts):

- 90.0 Phil O'Neil (Connecticut, 1968)
- 85.7 Tom Ciaccio (Northeastern, 1989)
- 85.7 John O'Neil (Lehigh, 2004)
- 82.6 Brian McSharry (Northeastern, 2006)
- 81.3 Brian Hall (Dartmouth, 2001)
- 78.4 Dominic Randolph (Brown, 2007)
- 77.8 Tom Ciaccio (Lehigh, 1989)
- 77.6 Dominic Randolph (Bucknell, 2008)
- 77.1 Jeff Wiley (Brown, 1987)
- 77.1 Tom Ciaccio (Lafayette, 1991)

Single Season (minimum 100 attempts):

- 66.2 Jeff Wiley (1987)
- 65.4 Dominic Randolph (2008)
- 63.9 Dominic Randolph (2009)
- 63.4 Tom Ciaccio (1989)
- 61.6 Dominic Randolph (2007)
- 61.5 Dominic Randolph (2006)
- 60.5 Tom Ciaccio (1990)
- 60.3 Tom Ciaccio (1991)
- 60.2 Brian McSharry (2006)
- 59.5 Jeff Wiley (1988)

INDIVIDUAL RECORDS

Career (minimum 300 attempts):

- 63.3 Dominic Randolph (2006-2009)
- 61.3 Tom Ciaccio (1988-1991)
- 59.9 Jeff Wiley (1985-1988)
- 58.6 Ryan Taggart (2008-present)**
- 56.6 Brian Hall (1999-2002)
- 55.9 John O'Neil (2002-2005)
- 55.0 Peter Muldoon (1981-1984)
- 51.4 Dan Boland (1995-1998)
- 51.1 Brion Stapp (1995-1997)
- 50.8 Dave Boisture (1978-1981)

Most Touchdowns

Single Game:

- 7 Jeff Wiley (Lehigh, 1987)
- 6 Dominic Randolph (Brown, 2007)
- 5 Peter Vaas (Temple, 1973)
- 5 Brian Hall (Dartmouth, 2001)
- 5 Brian Hall (Lafayette, 2001)
- 5 Dominic Randolph (Fordham, 2008)
- 5 Dominic Randolph (Northeastern, 2009)
- 4 Jim Hobin (Harvard, 1934)
- 4 Charlie Moloy (Brown, 1950)
- 4 Jeff Wiley (three times)
- 4 Tom Ciaccio (seven times)
- 4 Brian Hall (two times)
- 4 John O'Neil (two times)
- 4 Dominic Randolph (eight times)

Single Season:

- 34 Jeff Wiley (1987)
- 34 Dominic Randolph (2008)
- 34 Dominic Randolph (2009)
- 30 Dominic Randolph (2007)
- 25 Tom Ciaccio (1991)
- 24 Tom Ciaccio (1990)
- 23 Tom Ciaccio (1989)
- 20 Brian Hall (2001)
- 20 Brian Hall (2002)
- 19 John O'Neil (2003)
- 19 Dominic Randolph (2006)

Career:

- 117 Dominic Randolph (2006-2009)
- 72 Tom Ciaccio (1988-1991)
- 71 Jeff Wiley (1985-1988)
- 54 John O'Neil (2002-2005)
- 48 Brian Hall (1999-2002)
- 34 Charlie Maloy (1950-1952)
- 25 Peter Muldoon (1981-1984)
- 23 Pat McCarthy (1960-1962)
- 22 Brion Stapp (1995-1997)
- 21 Peter Vaas (1971-1973)
- 21 Dan Boland (1995-1998)

HIGHEST PASS EFFICIENCY RATING

Single Season (minimum 100 attempts):

- 163.0 Jeff Wiley (1987)
- 146.3 Dominic Randolph (2009)
- 145.6 Tom Ciaccio (1989)
- 144.0 Tom Ciaccio (1990)
- 142.4 Dominic Randolph (2008)
- 141.6 Dominic Randolph (2007)
- 141.3 Dominic Randolph (2006)
- 138.0 Tom Ciaccio (1991)
- 135.5 Pete Muldoon (1984)
- 133.7 Brian Hall (2001)

Career (minimum 300 attempts):

- 143.1 Dominic Randolph (2006-2009)
- 142.2 Tom Ciaccio (1988-1991)
- 136.3 Jeff Wiley (1985-1988)
- 122.5 Pete Muldoon (1981-1984)
- 122.2 Brian Hall (1999-2002)
- 119.6 John O'Neil (2002-2005)
- 118.9 Ryan Taggart (2008-present)**
- 107.6 Tom Greene (1956-1958)
- 104.5 Dan Boland (1995-1998)
- 102.7 Phil O'Neil (1966-1968)

Most 300-Yard Games

Single Season:

- 8 Dominic Randolph (2008)
- 7 Jeff Wiley (1987)
- 7 Dominic Randolph (2007)
- 6 Dominic Randolph (2009)
- 5 Tom Ciaccio (1991)
- 4 Jeff Wiley (1988)
- 4 Tom Ciaccio (1989)
- 3 Tom Ciaccio (1990)

Career:

- 24 Dominic Randolph (2006-2009)
- 13 Jeff Wiley (1985-1988)
- 12 Tom Ciaccio (1988-1991)
- 3 Brian Hall (1999-2002)

Consecutive:

- 9 Dominic Randolph (2008-2009)
- 4 Jeff Wiley (1987)
- 4 Tom Ciaccio (1991)
- 3 Dominic Randolph (2007)

RECEIVING RECORDS

Most Receptions

- Game: 15, Gordie Lockbaum (Villanova, 1987)
Season: 90, Ari Confesor (2003)
Career: 190, Jeff Laboranti (1994-1997)

MOST YARDS GAINED

- Play: 99, Eddie Jenkins from Colin Clapton (Boston University, 1970)
Game: 216, Mark Roman (Brown, 1991)
Season: 1213, Ari Confesor (2003)
Career: 2352, Ari Confesor (2000-2003)

MOST YARDS PER RECEPTION

- Season: 22.3, Johnny Turco (1950)
Career: 19.7, Johnny Turco (1949-1951)

MOST RECEPTIONS PER GAME

- Season: 7.5, Ari Confesor (2003)
Career: 4.6, David Thompson (2000-2001)

Most Touchdowns

- Game: 4, Chris Summers (Lafayette, 1993)
4, Ari Confesor (Dartmouth, 2002)
Season: 13, Chris Summers (1993)
13, Jon Brock (2008)
Career: 22, Sean Gruber (2002-2005)

TOP RECEIVING PERFORMANCES

Most Receptions

Single Game:

- 15 Gordie Lockbaum (Villanova, 1987)
- 13 Craig Cerretani (Boston College, 1976)
- 13 Ari Confesor (San Diego, 2003)
- 12 Jeff Laboranti (Dartmouth, 1997)
- 12 Ari Confesor (Dartmouth, 2000)
- 11 Dave Quehl (Boston Univ., 1975)
- 11 Wally Dembowski (Boston College, 1986)
- 11 Wally Dembowski (Colgate, 1987)
- 11 Wally Dembowski (Brown, 1987)
- 11 Mark Roman (Brown, 1991)
- 11 Chris Summers (Yale, 1993)
- 11 David Thompson (Fordham, 2000)
- 11 Ari Confesor (Colgate, 2003)
- 11 Ryan Maher (UMass, 2007)

Single Season:

- 90 Ari Confesor (2003)
- 78 Gordie Lockbaum (1987)
- 75 Ryan Maher (2007)
- 69 Ryan Maher (2006)
- 68 Chris Summers (1993)
- 65 Wally Dembowski (1987)
- 63 Dave Quehl (1975)
- 63 Luke Chmielinski (2009)
- 62 Dave Quehl (1974)
- 62 Jeff Laboranti (1997)

INDIVIDUAL RECORDS

Career:

1. 190 Jeff Laboranti (1994-1997)
2. 182 Ari Confesor (2000-2003)
3. 158 Mark Gallagher (1987-1990)
4. 154 Steve Silva (2001-2005)
5. 148 Ryan Maher (2004-2007)
6. 144 Bobby Andrews (1995-1998)
7. 138 Brett McDermott (2005-2008)
8. 135 Gordie Lockbaum (1984-1987)
9. 132 Luke Chmielinski (2007-2010)
10. 130 Dave Quehl (1973-1975)
- 130 Thomas Harrison (2004-2007)

MOST YARDS GAINED

Single Play:

1. 99 Eddie Jenkins (Boston U., 1970)
2. 95 Mark Roman (Bucknell, 1991)
3. 91 Rick Lane (Bucknell, 1987)
4. 86 Steve Green (Fordham, 2000)
5. 85 David Kasouf (St. Mary's, 1999)
6. 84 Mark Roman (Brown, 1991)
7. 78 John Ahern (1980)
8. 77 Sean Gruber (Sacred Heart, 2005)
9. 76 Bill Sexton (Buffalo, 1964)
10. 75 Jim Marcellino (Richmond, 1964)
- 75 Gordie Lockbaum (Harvard, 1987)
- 75 Jack Lavalette (Harvard, 1990)
- 75 Jon Brock (Colgate, 2008)

Single Game:

1. 216 Mark Roman (Brown, 1991)
2. 211 David Kasouf (Fordham, 2002)
3. 202 Mark Sheridan (Temple, 1973)
4. 199 Ari Confesor (San Diego, 2003)
5. 196 Gordie Lockbaum (Villanova, 1987)
6. 170 Bill Cowley (Colgate, 1983)
7. 169 Steve Green (Yale, 1999)
8. 165 Ryan Maher (Lehigh, 2007)
9. 164 David Kasouf (Colgate, 1999)
10. 163 John Turco (Brown, 1950)
- 163 Dave Quehl (Boston Univ., 1974)
- 163 Dave Quehl (Furman, 1975)

Single Season:

1. 1213 Ari Confesor (2003)
2. 1152 Gordie Lockbaum (1987)
3. 1057 Chris Summers (1993)
4. 959 Dave Quehl (1975)
5. 937 Mark Roman (1991)
6. 927 Jon Brock (2008)
7. 907 Ryan Maher (2007)
8. 860 Gordie Lockbaum (1986)
9. 859 Michael Lewis (1989)
10. 819 Wally Dembowski (1987)

Career:

1. 2352 Ari Confesor (2000-2003)
2. 2274 Jeff Laboranti (1994-1997)
3. 2239 Mark Gallagher (1987-1990)
4. 2012 Gordie Lockbaum (1984-1987)
5. 1871 Sean Gruber (2002-2005)
6. 1837 Dave Quehl (1973-1975)
7. 1742 Ryan Maher (2004-2007)
8. 1736 Brett McDermott (2005-2008)
9. 1721 Jon Brock (2005-2008)
10. 1720 Thomas Harrison (2004-2007)

MOST YARDS PER RECEPTION

Single Season (minimum 15 receptions):

1. 22.3 Johnny Turco (1950)
2. 22.1 Lee Hull (1985)
3. 21.4 Bill Cowley (1984)
4. 20.7 David Kasouf (1999)
5. 20.5 Johnny Turco (1951)
6. 20.1 Charles Pacunas (1959)
7. 19.1 Dick Berardino (1957)
8. 18.7 Mark Roman (1991)
9. 18.6 Bernie Buzynski (1959)
10. 18.4 Chuck Mullen (1975)

Career (minimum 40 receptions):

1. 19.7 Johnny Turco (1949-1951)
2. 18.7 Mark Roman (1989-1991)
3. 17.4 Lee Hull (1984-1987)
4. 16.9 Bill Cowley (1981-1984)
5. 16.8 Michael Lewis (1987-1990)
6. 16.8 Dave Stecchi (1956-1958)
7. 16.7 John Ahern (1977-1980)
8. 16.6 Tom Hennessey (1960-1962)
9. 16.4 Al Snyder (1960-1962)
10. 16.3 Rick Lane (1983-1987)

MOST TOUCHDOWNS

Single Game:

1. 4 Chris Summers (Lafayette, 1993)
- 4 Ari Confesor (Dartmouth, 2002)
- 3 Johnny Turco (Brown, 1950)
- 3 Mark Sheridan (Temple, 1973)
- 3 Bill Cowley (Colgate, 1983)
- 3 Mark Roman (Bucknell, 1991)
- 3 Jeff Laboranti (Columbia, 1997)
- 3 David Thompson (Dartmouth, 2001)
- 3 David Thompson (Lafayette, 2001)
- 3 Ryan Maher (Brown, 2007)
- 3 Jon Brock (Fordham, 2008)
- 3 Freddie Santana (Fordham, 2009)

Single Season:

1. 13 Chris Summers (1993)
- 13 Jon Brock (2008)
3. 11 Mark Roman (1991)
4. 10 Michael Lewis (1989)
- 10 Ryan Maher (2007)
6. 9 Johnny Turco (1950)
- 9 Gordie Lockbaum (1987)
- 9 David Thompson (2001)
- 9 Ari Confesor (2002)
- 9 Ari Confesor (2003)
- 9 Sean Gruber (2005)

Career:

1. 22 Sean Gruber (2002-2005)
2. 19 Ari Confesor (2000-2003)
3. 18 Mark Gallagher (1987-1990)
- 18 Michael Lewis (1987-1990)
- 18 Jon Brock (2005-2008)
6. 17 Gordie Lockbaum (1984-1987)
- 17 Freddie Santana (2007-2010)
8. 16 Chris Summers (1990-1993)
- 16 Brian Hopkins (1994-1997)
- 16 Ryan Maher (2004-2007)
- 16 Bill Edger (2007-2010)

SCORING RECORDS

MOST POINTS SCORED

- Game: 36, Gill Fenerty (Columbia, 1983)
36, Gordie Lockbaum (Dartmouth, 1986)
- Season: 132, Gordie Lockbaum (1986)
132, Gordie Lockbaum (1987)
- Career: 264, Gordie Lockbaum (1984-1987)
264, Joe Segreti (1987-1990)

MOST TOUCHDOWNS

- Game: 6, Gill Fenerty (Columbia, 1983)
6, Gordie Lockbaum (Dartmouth, 1986)
- Season: 22, Gordie Lockbaum (1986)
22, Gordie Lockbaum (1987)
- Career: 44, Gordie Lockbaum (1984-1987)
44, Joe Segreti (1987-1990)

MOST TWO-POINT CONVERSIONS

- Game: 2, Pat McCarthy (Dartmouth, 1960)
2, Pat McCarthy (Connecticut, 1960)
- Season: 6, Pat McCarthy (1960) *
- Career: 13, Pat McCarthy (1960-1962) *

MOST TWO-POINT PASSES

- Career: 19, Pat McCarthy (1960-1962) *

INDIVIDUAL RECORDS

TOP SCORING PERFORMANCES

Most Points Scored

Single Game:

- 36 Gill Fenerty (Columbia, 1983)
- 36 Gordie Lockbaum (Dartmouth, 1986)
- 30 Johnny Turco (Brown, 1950)
- 29 John Kenney (Worcester Tech, 1898)
- 24 John Provost (Brown, 1974)
- 24 Gordie Lockbaum (Bucknell, 1987)
- 24 Joe Segreti (Lehigh, 1988)
- 24 Joe Segreti (Brown, 1988)
- 24 Chris Summers (Lafayette, 1993)
- 24 Ari Confesor (Dartmouth, 2002)
- 24 Steve Silva (Sacred Heart, 2005)
- 24 Steve Silva (Bucknell, 2005)
- 24 Mike Kielt (Dartmouth, 2008)

Single Season:

- 132 Gordie Lockbaum (1986)
- 132 Gordie Lockbaum (1987)
- 120 Joe Segreti (1988)
- 102 Johnny Turco (1950)
- 90 Gill Fenerty (1983)
- 90 Steve Silva (2005)
- 86 Matt Partain (2007)
- 84 Jerome Fuller (1991)
- 84 Matt Partain (2008)
- 80 Pat McCarthy (1962)

Career:

- 264 Gordie Lockbaum (1984-1987)
- 264 Joe Segreti (1987-1990)
- 228 Steve Silva (2001-2005)
- 222 Tony Melink (1981-1984)
- 206 Mike DeSantis (2003-2006)
- 205 Anthony Pignio (1991-1994)
- 176 Pat McCarthy (1960-1962)
- 174 John Turco (1949-1951)
- 170 Matt Partain (2005-2008)
- 168 Gill Fenerty (1983-1985)

Most Touchdowns

Single Game:

- 6 Gill Fenerty (Columbia, 1983)
- 6 Gordie Lockbaum (Dartmouth, 1986)
- 5 John Kenney (Worcester Tech, 1898)
- 5 Johnny Turco (Brown, 1950)
- 4 John Provost (Brown, 1974)
- 4 Gordie Lockbaum (Bucknell, 1987)
- 4 Joe Segreti (Lehigh, 1988)
- 4 Joe Segreti (Brown, 1988)
- 4 Chris Summers (Lafayette, 1993)
- 4 Ari Confesor (Dartmouth, 2002)
- 4 Steve Silva (Sacred Heart, 2005)
- 4 Steve Silva (Bucknell, 2005)
- 4 Mike Kielt (Dartmouth, 2008)

Single Season:

- 22 Gordie Lockbaum (1986)
- 22 Gordie Lockbaum (1987)
- 20 Joe Segreti (1988)
- 17 Johnny Turco (1950)
- 15 Gill Fenerty (1983)
- 15 Steve Silva (2005)
- 14 Jerome Fuller (1991)
- 13 Tom Kelleher (1987)
- 13 Joe Segreti (1989)
- 13 Chris Summers (1993)
- 13 Jon Brock (2008)

Career:

- 44 Gordie Lockbaum (1984-1987)
- 44 Joe Segreti (1987-1990)
- 38 Steve Silva (2001-2005)
- 29 Johnny Turco (1949-1951)
- 28 Gill Fenerty (1983-1985)
- 25 Pat McCarthy (1960-1962)
- 24 Joe Wilson (1970-1972)
- 23 Stan Koslowski (1943-1945)
- 23 Chuck Doyle (1983-1985)
- 23 Ari Confesor (2000-2003)
- 23 Sean Gruber (2002-2005)

Most Two-Point Conversions

Single Season:

- 6 Pat McCarthy (1960) *
- 4 Tom Greene (1958)
- 4 Bernard Buzyniski (1960)
- 4 Pat McCarthy (1962)

Career:

- 13 Pat McCarthy (1960-1962) *
- 5 Tom Hennessey (1960-1962)
- 5 Al Snyder (1960-1962)
- 5 David Thompson (2000-2001)
- 4 Tom Greene (1956-1958)
- 4 Bernard Buzyniski (1958-1960)

* NCAA Division I-A record

PLACEKICKING RECORDS

Most Field Goals Made

- Game: 5, Chris Vella (Army, 2002)
- Season: 12, Billy Young (1986)
- 12, Anthony Pignio (1994)
- 12, Chris Vella (2002)
- 12, Matt Partain (2007)
- 12, Matt Partain (2008)
- Career: 37, Anthony Pignio (1991-1994)
- Consec.: 9, Jerry Kelley (1972-1973)
- 9, Billy Young (1985-1986)
- 9, Mike DeSantis (2003-2004)

Most Field Goal Attempts

- Game: 5, Chris Vella (Army, 2002)
- Season: 21, Billy Young (1986)
- Career: 58, Anthony Pignio (1991-1994)

Highest Field Goal Percent

- Season: 85.7, Chris Vella (12-14, 2002)
- Career: 77.3, Rob Dornfried (17-22, 2007-2010)

Most PATs Made

- Game: 9, Scott Kania (Lehigh, 1987)
- Season: 59, Scott Kania (1987)
- Career: 134, Mike DeSantis (2003-2006)
- Consec.: 74, Matt Partain (2007-2008)

Most PAT Attempts

- Season: 67, Scott Kania (1987)
- Career: 146, Mike DeSantis (2003-2006)

Highest PAT Percent

- Game: 100.0, Scott Kania (9-9, Lehigh, 1987)
- Season: 100.0, Matt Partain (50-50, 2007)
- Career: 99.0, Matt Partain (98-99, 2005-2008)

Longest Field Goal

- Play: 49, Matt Partain (Dartmouth, 2007)

TOP PLACEKICKING PERFORMANCES

Most Field Goals Made

Single Game:

- 5 Chris Vella (Army, 2002)
- 3 Mike Kaminski (UMass, 1966)
- 3 Jerry Kelley (UMass, 1974)
- 3 Billy Young (Colgate, 1986)
- 3 Anthony Pignio (Dartmouth, 1991)
- 3 Anthony Pignio (Lafayette, 1994)
- 3 Dana Fiatarone (Columbia, 1996)
- 3 Mike DeSantis (Dartmouth, 2006)

Single Season:

- 12 Billy Young (1986)
- 12 Anthony Pignio (1994)
- 12 Chris Vella (2002)
- 12 Matt Partain (2007)
- 12 Matt Partain (2008)
- 11 Tony Melink (1984)
- 11 Jamie Gornell (1995)
- 10 Anthony Pignio (1992)
- 10 Rob Dornfried (2010)
- 9 Mike Kaminski (1966)
- 9 Billy Young (1985)
- 9 Dana Fiatarone (1996)

INDIVIDUAL RECORDS

Career:

1. 37 Anthony Pignio (1991-1994)
2. 33 Tony Melink (1981-1984)
3. 24 Jerry Kelley (1972-1975)
- 24 Mike DeSantis (2003-2006)
- 24 Matt Partain (2005-2008)
6. 21 Billy Young (1985-1986)
- 21 Dana Fiatarone (1995-1998)
8. 17 Rob Dornfried (2007-2010)
9. 14 Mike Kaminski (1965-1967)
10. 12 Chris Vella (2000-2002)

Consecutive:

1. 9 Jerry Kelley (1972-1973)
- 9 Billy Young (1985-1986)
- 9 Mike DeSantis (2003-2004)
4. 7 Dana Fiatarone (1996)
- 7 Chris Vella (2002)
6. 6 Mike DeSantis (2005-2006)
- 6 Matt Partain (2007)
7. 5 Larry Lowery (1924-1926)
- 5 Chris Vella (2002)
- 5 Rob Dornfried (2010)

MOST PATS MADE

Single Game:

1. 9 Scott Kania (Lehigh, 1987)
2. 8 Tony Melink (Columbia, 1983)
- 8 Ryan Rolfert (Lafayette, 2001)
- 8 Mike DeSantis (Sacred Heart, 2005)
- 8 Matt Partain (Lehigh, 2007)
6. 7 Ed Murphy (Boston College, 1942)
- 7 Sean Keegan (URI, 1988)
- 7 Sean Keegan (Northeastern, 1988)
- 7 Scott Kania (Brown, 1989)
- 7 Pat Kenny (Brown, 1990)
- 7 Rob Dornfried (Sacred Heart, 2009)

Single Season:

1. 59 Scott Kania (1987)
2. 50 Matt Partain (2007)
3. 48 Matt Partain (2008)
4. 46 Anthony Pignio (1991)
5. 42 Scott Kania (1989)
6. 40 Sean Keegan (1988)
- 40 Rob Dornfried (2009)
8. 39 Mike DeSantis (2005)
9. 38 Tony Melink (1983)
10. 35 Pat Kenny (1990)

Career:

1. 134 Mike DeSantis (2003-2006)
2. 123 Tony Melink (1981-1984)
3. 110 Scott Kania (1987-1990)
4. 98 Matt Partain (2005-2008)
5. 94 Anthony Pignio (1991-1994)
6. 72 John Felch (1949-1951)
7. 71 Jerry Kelley (1972-1975)
8. 67 Rob Dornfried (2007-2010)
9. 58 Dana Fiatarone (1996-1998)
10. 56 Ryan Rolfert (1999-2002)

Consecutive:

1. 74 Matt Partain (2007-2008)
2. 58 Anthony Pignio (1991-1993)
3. 40 Mike DeSantis (2003-2004)
4. 35 Rob Dornfried (2009-2010)
5. 33 Anthony Pignio (1993-1994)
6. 32 Ryan Rolfert (2001-2002)
- 32 Mike DeSantis (2004-2005)
7. 27 Billy Young (1985-1986)
8. 26 Matt Michaud (1979-1980)
10. 25 Tony Melink (1982-1983)
- 25 Dana Fiatarone (1996-1997)

HIGHEST PAT PERCENT

Single Game (minimum seven attempts):

1. 100.0 Scott Kania (9-9, Lehigh, 1987)
2. 100.0 Mike DeSantis (8-8, Sacred Heart, 2005)
- 100.0 Matt Partain (8-8, Lehigh, 2007)
4. 100.0 Sean Keegan (7-7, URI, 1988)
- 100.0 Sean Keegan (7-7, Northeastern, 1988)
- 100.0 Scott Kania (7-7, Brown, 1989)
- 100.0 Pat Kenny (7-7, Brown, 1990)
- 100.0 Rob Dornfried (7-7, Sacred Heart, 2009)

Single Season (minimum 20 attempts):

1. 100.0 Matt Partain (50-50, 2007)
2. 100.0 Ryan Rolfert (29-29, 2001)
3. 100.0 Dana Fiatarone (22-22, 1996)
4. 98.0 Matt Partain (48-49, 2008)
5. 97.6 Rob Dornfried (40-41, 2009)
6. 97.4 Tony Melink (38-39, 1983)
7. 96.7 Mike DeSantis (29-30, 2004)
8. 96.4 Tony Melink (27-28, 1981)
9. 95.8 Jerry Kelley (23-24, 1973)
10. 95.5 Jerry Kelley (21-22, 1974)

Career (minimum 40 attempts):

1. 99.0 Matt Partain (98-99, 2005-2008)
2. 95.9 Anthony Pignio (94-98, 1991-1994)
3. 95.1 Dana Fiatarone (58-61, 1996-1998)
4. 94.6 Tony Melink (123-130, 1981-1984)
5. 93.0 Sean Keegan (40-43, 1988)
6. 92.7 Billy Young (51-55, 1983-1986)
7. 92.2 Jerry Kelley (71-77, 1972-1975)
8. 91.8 Mike DeSantis (134-146, 2003-2006)
- 91.8 Rob Dornfried (67-73, 2007-2010)
10. 90.2 Matt Michaud (46-51, 1977-1980)

LONGEST FIELD GOALS

Single Play:

1. 49 Matt Partain (Dartmouth, 2007)
2. 48 Billy Young (Lafayette, 1986)
3. 47 Larry Lowrey (Bucknell, 1925)
4. 46 Anthony Pignio (Bucknell, 1994)
- 46 Matt Partain (Brown, 2008)
6. 45 Tony Melink (Massachusetts, 1983)
- 45 Tony Melink (Rhode Island, 1984)
- 45 Dana Fiatarone (Harvard, 1997)
9. 44 Mike Kaminski (Boston Coll. 1966)
- 44 Mike Kaminski (Boston Coll. 1966)
- 44 Tony Melink (Massachusetts, 1981)
- 44 Tony Melink (Harvard, 1983)

TOTAL OFFENSE RECORDS

MOST YARDS GAINED

- Game: 491, Tom Ciaccio (Villanova, 1989)
Season: 4256, Dominic Randolph (2009)
Career: 14240, Dominic Randolph (2006-2009)

MOST PLAYS

- Game: 72, Dominic Randolph (UMass, 2007)
Season: 598, Dominic Randolph (2009)
Career: 2064, Dominic Randolph (2006-2009)

MOST YARDS PER PLAY

- Season: 8.4, Jeff Wiley (1987)
Career: 7.1, Tom Ciaccio (1988-1991)

MOST YARDS PER GAME

- Season: 356.1, Dominic Randolph (2008)
Career: 331.2, Dominic Randolph (2006-2009)

TOUCHDOWNS RESPONSIBLE FOR

- Game: 7, Jeff Wiley (Lehigh, 1987)
Season: 41, Dominic Randolph (2009)
Career: 133, Dominic Randolph (2006-2009)

TOP TOTAL OFFENSE PERFORMANCES

MOST YARDS GAINED

Single Game:

1. 491 Tom Ciaccio (Villanova, 1989)
2. 473 Dominic Randolph (Colgate, 2007)
3. 458 Brian Hall (Lafayette, 2001)
4. 449 Dominic Randolph (Brown, 2009)
5. 441 Dominic Randolph (Brown, 2008)
6. 431 Dominic Randolph (Lafayette, 2008)
- 431 Dominic Randolph (Georgetown, 2009)
8. 428 Jeff Wiley (Massachusetts, 1987)
9. 423 Dominic Randolph (Brown, 2007)
10. 414 Jeff Wiley (Bucknell, 1987)
- 414 Dominic Randolph (Bucknell, 2008)

INDIVIDUAL RECORDS

Single Season:

1. 4256 Dominic Randolph (2009)
2. 3917 Dominic Randolph (2008)
3. 3741 Dominic Randolph (2007)
4. 3722 Jeff Wiley (1987)
5. 3199 Tom Ciaccio (1989)
6. 3132 Tom Ciaccio (1991)
7. 2735 Tom Ciaccio (1990)
8. 2713 Jeff Wiley (1988)
9. 2708 John O'Neil (2003)
10. 2615 Brian Hall (2002)

Career:

1. 14240 Dominic Randolph (2006-2009)
2. 9877 Jeff Wiley (1985-1988)
3. 9066 Tom Ciaccio (1988-1991)
4. 7147 John O'Neil (2002-2005)
5. 6798 Brian Hall (1999-2002)
6. 5547 Peter Muldoon (1981-1984)
7. 4534 Pat McCarthy (1960-1962)
8. 4148 Charlie Maloy (1950-1952)
9. 3950 Brion Stapp (1995-1997)
10. 3680 Gill Fenerty (1983-1985)

TOUCHDOWNS RESPONSIBLE FOR

Single Game:

1. 7 Jeff Wiley (Lehigh, 1987)
2. 6 Gill Fenerty (Columbia, 1983)
- 6 Gordie Lockbaum (Dartmouth, 1986)
- 6 Brian Hall (Lafayette, 2001)
- 6 Steve Silva (Sacred Heart, 2005)
- 6 Dominic Randolph (Brown, 2007)
- 6 Dominic Randolph (Colgate, 2009)

Single Season:

1. 41 Dominic Randolph (2009)
2. 38 Dominic Randolph (2008)
3. 34 Jeff Wiley (1987)
- 34 Dominic Randolph (2007)
5. 31 Tom Ciaccio (1989)
6. 29 Tom Ciaccio (1990)
7. 27 Tom Ciaccio (1991)
8. 23 Gordie Lockbaum (1987)
- 23 Brian Hall (2001)
- 23 Brian Hall (2002)

Career:

1. 133 Dominic Randolph (2006-2009)
2. 87 Tom Ciaccio (1988-1991)
3. 76 Jeff Wiley (1985-1988)
4. 66 Brian Hall (1999-2002)
5. 57 John O'Neil (2002-2005)
6. 51 Charlie Maloy (1950-1952)
7. 48 Pat McCarthy (1960-1962)
8. 45 Pete Muldoon (1981-1984)
- 45 Gordie Lockbaum (1984-1987)
10. 44 Joe Segreti (1987-1990)

ALL-PURPOSE YARD RECORDS

MOST YARDS GAINED

- Game: 353, Steve Silva (Dartmouth, 2005)
Season: 2173, Gordie Lockbaum (1986)
Career: 5370, Ari Confesor (2000-2003)

MOST YARDS PER GAME

- Season: 213.4, Steve Silva (2005)
Career: 157.7, Gill Fenerty (1983-1985)

TOP ALL-PURPOSE YARD PERFORMANCES

MOST YARDS GAINED

Single Game:

1. 353 Steve Silva (Dartmouth, 2005)
2. 337 Gill Fenerty (Columbia, 1983)
3. 327 Ari Confesor (Army, 2002)
4. 318 Ari Confesor (Harvard, 2002)
5. 309 Gill Fenerty (Harvard, 1985)
6. 296 Ari Confesor (San Diego, 2003)
7. 289 Gill Fenerty (Yale, 1985)
8. 274 Joe Wilson (Rutgers, 1972)
9. 270 Gordie Lockbaum (Bucknell, 1987)
10. 250 Steve Silva (Yale, 2005)

Single Season:

1. 2173 Gordie Lockbaum (1986)
2. 2134 Steve Silva (2005)
3. 2072 Ari Confesor (2003)
4. 2041 Gordie Lockbaum (1987)
5. 1997 Ari Confesor (2002)
6. 1970 Gill Fenerty (1985)
7. 1800 Jerome Fuller (1991)
8. 1663 Steve Silva (2004)
9. 1512 Gill Fenerty (1983)
10. 1460 Joe Segreti (1988)

Career:

1. 5370 Ari Confesor (2000-2003)
2. 5153 Steve Silva (2001-2005)
3. 4889 Gill Fenerty (1983-1985)
4. 4321 Gordie Lockbaum (1984-1987)
5. 4028 Joe Segreti (1987-1990)
6. 3501 Larry Ewald (1976-1979)
7. 3476 Mark Gallagher (1987-1990)
8. 3101 Gideon Akande (2002-2005)
9. 3057 Jerome Fuller (1988-1991)
10. 2834 J.R. Walz (1994-1998)

MOST YARDS PER GAME

Single Season:

1. 213.4 Steve Silva (2005)
2. 197.5 Gordie Lockbaum (1986)
3. 197.0 Gill Fenerty (1985)
4. 185.5 Gordie Lockbaum (1987)
5. 172.7 Ari Confesor (2003)
6. 166.4 Ari Confesor (2002)
7. 163.6 Jerome Fuller (1991)
8. 151.2 Gill Fenerty (1983)
9. 151.2 Steve Silva (2004)
10. 132.7 Joe Segreti (1988)

Career:

1. 157.7 Gill Fenerty (1983-1985)
2. 124.9 Ari Confesor (2000-2003)
3. 122.7 Steve Silva (2001-2005)
4. 105.4 Gordie Lockbaum (1984-1987)
5. 100.7 Joe Segreti (1987-1990)
6. 92.3 Al Snyder (1960-1962)
7. 90.3 Tom Hennessey (1960-1962)
8. 90.1 John Turco (1949-1951)
9. 87.3 Jerome Fuller (1988-1991)
10. 86.9 Joe Wilson (1970-1972)

KICKOFF RETURN RECORDS

MOST RETURNS

- Game: 7, Gordie Lockbaum (Boston College, 1986)
7, Vernell Shaw (Lehigh, 1999)
Season: 33, Ari Confesor (2002)
Career: 103, Ari Confesor (2000-2003)

MOST YARDS GAINED

- Return: 100, Anthony Manfreda (Boston U., 1929)
Game: 212, Casey Gough (San Diego, 2004)
Season: 841, Ari Confesor (2002)
Career: 2267, Ari Confesor (2000-2003)

MOST YARDS PER RETURN

- Season: 30.8, Tom Hennessey (1960)
Career: 25.7, Brett McDermott (2005-2008)

MOST TOUCHDOWNS

- Season: 2, Tom Hennessey (1960)
Career: 2, Tom Hennessey (1960-1962)

INDIVIDUAL RECORDS

TOP KICKOFF RETURN PERFORMANCES

Most Returns

Single Game:

- 7 Gordie Lockbaum (Boston College, 1986)
- 7 Vernell Shaw (Lehigh, 1999)
- 6 Fran Meagher (Boston College, 1970)
- 6 Jim Cook (Dartmouth, 1992)
- 6 Anthony Pignio (Penn, 1994)
- 6 Ari Confesor (Penn, 2001)
- 6 Ari Confesor (Lehigh, 2001)
- 6 Ari Confesor (Colgate, 2002)
- 6 Alex Johnson (Harvard, 2010)

Single Season:

- 33 Ari Confesor (2002)
- 32 Ari Confesor (2001)
- 31 Ari Confesor (2003)
- 31 Alex Johnson (2009)
- 30 Casey Gough (2006)
- 26 Larry Ewald (1977)
- 25 Fran Meagher (1972)
- 25 Josh Jenkins (2008)**
- 23 Anthony Pignio (1994)
- 22 Jim Cook (1992)
- 22 Joe Chambers (1996)
- 22 Vernell Shaw (1999)

Career:

- 103 Ari Confesor (2000-2003)
- 71 Larry Ewald (1976-1979)
- 69 Casey Gough (2003-2007)
- 50 Robert Sewell (1994-1997)
- 49 Alex Johnson (2007-2010)
- 48 Fran Meagher (1970-1972)
- 45 Vernell Shaw (1998-2001)
- 42 John Ahern (1977-1980)
- 40 Gideon Akande (2002-2005)
- 39 Jim Cook (1992-1994)

Most Yards Gained

Single Play:

- 100 Anthony Manfreda (Boston U., 1929)
- 97 John Turco (Boston College, 1950)
- 97 John Ahern (Dartmouth, 1979)
- 95 Ari Confesor (Army, 2002)
- 93 Andrew Zitnik (Colgate, 2010)**
- 92 Casey Gough (San Diego, 2004)
- 90 Robert Sewell (Lafayette, 1995)
- 88 Brett McDermott (UMass, 2008)
- 86 Brian Doherty (UHN, 1978)
- 84 Joe Segreti (Rhode Island, 1988)
- 84 Steve Silva (Yale, 2005)
- 84 Case Gough (Bucknell, 2005)

Single Game:

- 212 Casey Gough (San Diego, 2004)
- 209 Ari Confesor (Army, 2002)
- 176 Fran Meagher (Boston College, 1972)
- 173 Casey Gough (Bucknell, 2005)
- 169 Johnny Turco (Boston College, 1960)
- 158 Ari Confesor (Harvard, 2002)
- 143 Brett McDermott (UMass, 2008)
- 140 Andrew Zitnik (Colgate, 2010)**
- 136 Alex Johnson (Colgate, 2009)
- 132 Brett McDermott (Colgate, 2007)
- 132 Andrew Zitnik (Lehigh, 2010)**

Single Season:

- 841 Ari Confesor (2002)
- 700 Ari Confesor (2003)
- 686 Alex Johnson (2009)
- 632 Casey Gough (2006)
- 614 Ari Confesor (2001)
- 534 Fran Meagher (1970)
- 480 Anthony Pignio (1994)
- 473 Gideon Akande (2004)
- 466 Josh Jenkins (2008)**
- 462 Steve Silva (2005)

Career:

- 2267 Ari Confesor (2000-2003)
- 1742 Casey Gough (2003-2007)
- 1381 Larry Ewald (1976-1979)
- 1143 Fran Meagher (1970-1972)
- 1056 Alex Johnson (2007-2010)
- 1033 Robert Sewell (1994-1997)
- 895 John Ahern (1977-1980)
- 847 Gideon Akande (2002-2005)
- 837 Steve Silva (2001-2005)
- 816 Vernell Shaw (1998-2001)

Most Yards Per Return

Single Season (minimum 10 returns):

- 30.8 Tom Hennessey (1960)
- 29.1 Andrew Zitnik (2010)**
- 28.9 Casey Gough (2004)
- 28.2 Fran Meagher (1972)
- 27.4 Johnny Turco (1950)
- 26.4 Brett McDermott (2008)
- 26.1 Brian Flatley (1965)
- 25.9 Steve Silva (2004)
- 25.5 Ari Confesor (2002)
- 24.8 Brett McDermott (2007)

Career (minimum 25 returns):

- 25.7 Brett McDermott (2005-2008)
- 25.2 Casey Gough (2003-2007)
- 24.9 Tom Hennessey (1960-1962)
- 24.6 Steve Silva (2001-2005)
- 23.8 Fran Meagher (1970-1972)
- 22.0 Ari Confesor (2000-2003)
- 21.7 Gordie Lockbaum (1984-1987)
- 21.6 Alex Johnson (2007-2010)
- 21.3 Tim Donovan (1986-1989)
- 21.3 John Ahern (1977-1980)

PUNT RETURN RECORDS

Most Returns

- Game: 9, Vernell Shaw (Towson, 2000)
 Season: 44, Mark Gallagher (1990)
 Career: 96, Mark Gallagher (1987-1990)

Most Yards Gained

- Return: 87, Steve Silva (Dartmouth, 2005)
 Game: 167, Steve Silva (Dartmouth, 2005)
 Season: 533, Tom Murphy (1951)
 Career: 806, Mark Gallagher (1987-1990)

Most Yards Per Return

- Season: 21.3, Tom Murphy (1951)
 Career: 18.2, John Provost (1972-1974)

Most Touchdowns

- Game: 2, Stan Koslowski (Brown, 1943)
 2, John Provost (Brown, 1974)
 Season: 3, Tom Murphy (1951)
 Career: 4, John Provost (1972-1974)

TOP PUNT RETURN PERFORMANCES

Most Returns

Single Game:

- 9 Vernell Shaw (Towson, 2000)
- 8 Stan Koslowski (Dartmouth, 1943)
- 7 Mark Gallagher (Harvard, 1990)
- 7 Mark Gallagher (Brown, 1990)
- 7 Jim Cook (Harvard, 1992)
- 6 Vernell Shaw (Georgetown, 2000)
- 6 Ari Confesor (Towson, 2003)
- 6 Steve Silva (Dartmouth, 2005)

INDIVIDUAL RECORDS

Single Season:

- 44 Mark Gallagher (1990)
- 40 Stan Koslowski (1943)
- 35 Jim Cook (1992)
- 32 Mike Morgan (1984)
- 30 Jim Boyle (1981)
- 30 Tom Bestpitch (1998)
- 29 Julio Fernandez (1986)
- 28 Mark Gallagher (1989)
- 28 Vernell Shaw (2000)
- 28 **Josh Jenkins (2007)**

Career:

- 96 Mark Gallagher (1987-1990)
- 64 Tom Bestpitch (1996-1999)
- 56 Julio Fernandez (1985-1988)
- 55 Ari Confesor (2000-2003)
- 53 **Josh Jenkins (2007-2009)**
- 52 Jim Boyle (1981-1983)
- 50 Tom Murphy (1951-1953)
- 50 Jim Cook (1992-1994)
- 48 Glenn Verrette (1976-1979)
- 43 Bob Lawson (1966-1967)

MOST YARDS GAINED

Single Play:

- 87 Steve Silva (Dartmouth, 2005)
- 85 John Turco (Colgate, 1950)
- 85 John Provost (Brown, 1974)
- 85 Ari Confesor (Harvard, 2002)
- 85 Freddie Santana (Howard, 2010)
- 66 Steve Silva (Lehigh, 2005)
- 62 Mark Gallagher (URI, 1988)
- 57 Matt Fanning (Fordham, 2005)
- 50 Ari Confesor (Georgetown, 2002)

Single Game:

- 167 Steve Silva (Dartmouth, 2005)
- 144 John Provost (Brown, 1974)
- 124 John Turco (Colgate, 1950)
- 112 Ari Confesor (Georgetown, 2002)
- 107 Vernell Shaw (Towson, 2000)
- 103 Ari Confesor (Harvard, 2002)

Single Season:

- 533 Tom Murphy (1951)
- 395 Steve Silva (2005)
- 345 Mark Gallagher (1990)
- 322 Ari Confesor (2002)
- 293 Vernell Shaw (2000)
- 281 Jim Cook (1992)
- 268 Freddie Santana (2010)
- 250 Mark Gallagher (1989)
- 246 Tom Bestpitch (1998)
- 238 John Provost (1974)
- 238 Michael Coleman (2001)

Career:

- 806 Mark Gallagher (1987-1990)
- 801 Tom Murphy (1951-1953)
- 600 Ari Confesor (2000-2003)
- 514 Tom Bestpitch (1996-1999)
- 480 Steve Silva (2001-2005)
- 447 Johnny Turco (1949-1951)
- 418 John Provost (1972-1974)
- 395 Freddie Santana (2007-2010)
- 387 **Josh Jenkins (2007-2009)**
- 380 Jim Cook (1992-1994)

MOST YARDS PER RETURN

Single Season (minimum 10 returns):

- 21.3 Tom Murphy (1951)
- 18.3 John Provost (1974)
- 18.0 Steve Silva (2005)
- 16.8 Freddie Santana (2010)
- 16.0 John Turco (1951)
- 15.5 Rohan Bradley (1973)
- 14.6 Ari Confesor (2002)
- 12.8 Bill Stachowski (1968)
- 11.2 Gerry O'Leary (1952)
- 11.1 Glenn Verrette (1979)

Career (minimum 20 returns):

- 18.2 John Provost (1972-1974)
- 17.1 Steve Silva (2001-2004)
- 16.0 Tom Murphy (1951-1953)
- 16.0 Johnny Turco (1949-1951)
- 13.5 Pat Smith (1991-1994)
- 12.6 Al Snyder (1960-1962)
- 12.3 Freddie Santana (2007-2010)
- 11.1 Matt Fanning (2003-2006)
- 10.9 Ari Confesor (2000-2003)
- 10.0 Vernell Shaw (1998-2001)

PUNTING RECORDS

MOST PUNTS

- Game: 13, Rich Pelletier (Boston College, 1970)
 Season: 79, Joe Repshis (1996)
 Career: 226, Jeff Meader (1990-1993)

MOST PUNTING YARDS

- Punt: 97, Jim Hobin (Temple, 1934)
 Game: 521, Rich Pelletier (Boston College, 1970)
 Season: 2950, Joe Repshis (1997)
 Career: 8575, Jeff Meader (1990-1993)

MOST YARDS PER PUNT

- Game: 48.3, Jeff Meader (UMass, 1991)
 Season: 41.5, Mark Becker (1970)
 Career: 39.8, Frank Traupman (1997-2000)

TOP PUNTING PERFORMANCES

MOST PUNTS

Single Game:

- 13 Rich Pelletier (Boston College, 1970)
- 12 Stan Koslowski (Dartmouth, 1943)
- 12 Lou O'Donnell (Boston College, 1959)
- 12 Jack Leonard (Syracuse, 1968)

Single Season:

- 79 Joe Repshis (1996)
- 77 Tim Barry (1980)
- 74 Jack Leonard (1968)
- 74 Joe Repshis (1997)
- 71 Charlie Farrell (1965)
- 71 Bob Morton (1974)
- 68 Pat McCarthy, Jr. (1983)
- 68 Jeff Meader (1993)
- 67 Frank Traupman (1999)
- 66 Bob Morton (1976)
- 66 Jeff Meader (1992)

Career:

- 226 Jeff Meader (1990-1993)
- 210 Tim Barry (1978-1981)
- 198 Ryan McManaway (2003-2006)
- 194 Frank Traupman (1997-2000)
- 169 Bob Morton (1973-1977)
- 153 Joe Repshis (1995-1998)
- 140 Jack Leonard (1967-1969)
- 138 Pat McCarthy, Jr. (1983-1985)
- 124 Jack Phelps (1985-1988)
- 123 Rich Pelletier (1970-1972)

MOST PUNTING YARDS

Single Play:

- 97 Jim Hobin (Temple, 1934)
- 80 Mark Becker (Army, 1970)
- 77 Frank Traupman (Yale, 1999)
- 73 Tim Barry (Dartmouth, 1981)
- 73 Ryan Rolfert (Bucknell, 2001)
- 73 Mike Holloway (Lafayette, 2007)
- 70 Ryan Rolfert (Dartmouth 2001)
- 69 Joe Repshis (Harvard, 1997)
- 68 Don Lemieux (Brown, 2009)
- 67 Jack Phelps (Boston College, 1986)

Single Game:

- 521 Rich Pelletier (Boston College, 1970)
- 427 Stan Koslowski (Cornell, 1943)
- 386 Walter Sheridan (Torpedo Raiders, 1944)
- 373 Pat McCarthy, Jr. (Boston College, 1985)
- 359 Don Lemieux (Georgetown, 2010)
- 346 Jeff Meader (Dartmouth, 1993)
- 341 Craig Cerratani (Furman, 1975)
- 330 Jeff Meader (Princeton, 1993)
- 328 Mike Holloway (UMass, 2007)

INDIVIDUAL RECORDS

Single Season:

1. 2950 Joe Repshis (1997)
2. 2889 Joe Repshis (1996)
3. 2721 Tim Barry (1980)
4. 2660 Jeff Meader (1993)
5. 2655 Frank Traupman (1999)
6. 2618 Jack Leonard (1968)
7. 2597 Pat McCarthy, Jr. (1983)
8. 2551 Frank Traupman (2000)
9. 2538 Charlie Farrell (1965)
10. 2520 Frank Traupman (1998)

Career:

1. 8575 Jeff Meader (1990-1993)
2. 7769 Tim Barry (1978-1981)
3. 7726 Frank Traupman (1998-2000)
4. 6886 Ryan McManaway (2003-2006)
5. 5839 Joe Repshis (1995-1998)
6. 5786 Bob Morton (1975-1979)
7. 5202 Pat McCarthy, Jr. (1983-1985)
8. 4793 Jack Leonard (1967-1969)
9. 4574 Jack Phelps (1985-1988)
10. 4547 Rich Pelletier (1970-1972)

MOST YARDS PER PUNT

Single Game (minimum 5 punts):

1. 48.3 Jeff Meader (Massachusetts, 1991)
2. 48.3 Walter Sheridan (Torpedo Raiders, 1944)
3. 47.0 Don Lemieux (UMass, 2010)
4. 46.0 Frank Traupman (St. Mary's, 1999)
5. 45.6 Pat McCarthy, Jr. (Connecticut, 1983)
6. 45.4 Jeff Meader (Massachusetts, 1992)
7. 45.2 Frank Traupman (Lafayette, 2000)
8. 44.9 Don Lemieux (Georgetown, 2010)
9. 44.4 Frank Traupman (Lehigh, 2000)
10. 43.0 Frank Traupman (Colgate, 2000)

Single Season (minimum 20 punts):

1. 41.5 Mark Becker (1970)
2. 41.1 Frank Traupman (2000)
3. 41.1 Tim Barry (1978)
4. 40.6 Jeff Meader (1991)
5. 39.9 Joe Repshis (1997)
6. 39.8 Stan Koslowski (1945)
7. 39.6 Frank Traupman (1999)
8. 39.4 Tim Barry (1981)
9. 39.1 Jeff Meader (1993)
10. 39.1 Don Lemieux (2010)

Career (minimum 60 punts):

1. 39.8 Frank Traupman (1997-2000)
2. 39.5 Stan Koslowski (1943-1945)
3. 38.9 Mark Becker (1969-1971)
4. 38.9 Don Lemieux (2007-2010)
5. 38.2 Joe Repshis (1995-1998)
6. 37.9 Jeff Meader (1990-1993)
7. 37.7 Mike Holloway (2005-2008)
8. 37.7 Pat McCarthy, Jr. (1983-1985)
9. 37.3 Mel Massuco (1949-1951)
10. 37.0 Tim Barry (1978-1981)

INTERCEPTION RECORDS

MOST PASSES INTERCEPTED

- Game: 4, Frank Burke (Fordham, 1947)
4, Mike Zinkiewicz (Marquette, 1952)
4, John Provost (Brown, 1974)

Season: 11, Bill McGovern (1984)

Career: 28, Dave Murphy (1986-1989)

MOST YARDS GAINED

Return: 100, Ray Sullivan (Torpedo Raiders, 1944)

Game: 127, Ray Sullivan (Torpedo Raiders, 1944)

Season: 194, Ray Sullivan (1944)

Career: 470, John Provost (1972-1974)

MOST TOUCHDOWNS

Season: 2, Michael Blake (2000)

Career: 2, Mike Guilfoile (1971-1973)

2, John Provost (1972-1974)

2, Glenn Verrette (1976-1979)

2, Michael Blake (1998-2001)

MOST PASS BREAKUPS

Game: 4, Michael Wright (Dartmouth, 2009)

Season: 17, Dave Murphy (1987)

17, Tom Bestpitch (1998)

Career: 41, Vernell Shaw (1998-2001)

TOP INTERCEPTION PERFORMANCES

MOST PASSES INTERCEPTED

Single Game:

1. 4 Frank Burke (Fordham, 1947)
4 Mike Zinkiewicz (Marquette, 1952)
4 John Provost (Brown, 1974)
4. 3 Dave Shimshock (Colgate, 1982)
3 Gordie Lockbaum (Boston U., 1985)
3 Dave Murphy (Harvard, 1986)
3 Tom Estep (Colgate, 1987)
3 Kyle Mushaweh (Georgetown, 2008)

Single Season:

1. 11 Bill McGovern (1984)
2. 10 John Provost (1974)
3. 9 John Provost (1972)
9 Dave Murphy (1987)
5. 8 Mike Zinkiewicz (1952)
8 John Provost (1973)
8 Rob Porter (1982)
8. 7 Mike Jordan (1968)
7 Glenn Verrette (1978)
7 Dave Murphy (1986)
7 Dave Murphy (1988)

Career:

1. 28 Dave Murphy (1986-1989)
2. 27 John Provost (1972-1974)
3. 24 Bill McGovern (1981-1984)
4. 16 Rob Porter (1980-1983)
5. 15 Glenn Verrette (1976-1979)
6. 13 Tom Estep (1984-1987)
7. 12 Mike Jordan (1968-1970)
8. 11 Bob Kurcz (1966-1967)
11 Casey Gough (2003-2007)
10. 10 Chris Kovath (1988-1991)
10 Todd Araujo (1990-1991)

MOST YARDS GAINED

Single Season:

1. 194 Ray Sullivan (1944)
2. 175 John Provost (1972)
3. 164 Glenn Verrette (1978)
4. 157 John Provost (1974)
5. 138 John Provost (1973)
6. 121 Dave Murphy (1988)
7. 109 George Blair (1952)
8. 106 Tom Kelly (1966)
9. 105 Bob Kurcz (1967)
10. 104 Michael Wright (2009)

Career:

1. 470 John Provost (1972-1974)
2. 309 Dave Murphy (1986-1989)
3. 275 Glenn Verrette (1976-1979)
4. 201 Ray Sullivan (1944-1947)
5. 174 Jim Boyle (1981-1984)
6. 168 Bill McGovern (1981-1984)
7. 158 Bob Kurcz (1966-1967)
8. 126 Michael Wright (2006-2009)
9. 116 Chris Kovath (1988-1991)
10. 109 George Blair (1952-1953)

INDIVIDUAL RECORDS

MOST PASS BREAKUPS

Single Season:

1. 17 Dave Murphy (1987)
17 Tom Bestpitch (1998)
3. 16 Vernell Shaw (1999)
16 Vernell Shaw (2001)
5. 13 Byron Dixon (1987)
13 Michael Blake (2000)
13 Michael Wright (2009)
8. 12 Michael Wright (2008)
9. 11 Matt Morgan (1991)
11 Tom Bestpitch (1999)

Career:

1. 41 Vernell Shaw (1998-2001)
2. 33 Dave Murphy (1986-1989)
3. 30 Tom Bestpitch (1996-1999)
4. 26 Casey Gough (2003-2007)
26 Michael Wright (2006-2009)
6. 25 Bill McGovern (1981-1984)
7. 22 Byron Dixon (1984-1987)
22 Gary Bordelon (2000-2003)
9. 20 Chris Kovath (1988-1991)
20 Anthony DiMichele (2007-2010)

TACKLE RECORDS

MOST TOTAL TACKLES

- Game: 26, Craig Callahan (Army, 1990)
26, Rob Milanette (UMass, 1993)
- Season: 182, Rob McGovern (1988)
- Career: 447, Harry Flaherty (1980-1983)

MOST QUARTERBACK SACKS

- Season: 16, Andy Martin (1986)
16, Tom Smith (1988)
16, Peter Dankert (1991)
- Career: 34, Tom Smith (1985-1988)

MOST TACKLES FOR LOSS

- Career: 45, Tom Smith (1985-1988)
45, Corey Vincent (1988-1991)

TOP TACKLE PERFORMANCES

MOST TOTAL TACKLES

Single Game:

1. 26 Craig Callahan (Army, 1990)
26 Rob Milanette (UMass, 1993)
3. 25 Rob McGovern (Army, 1988)
4. 24 Rob McGovern (Army, 1987)
5. 23 Craig Callahan (Army, 1989)
23 David Streeter (UMass, 1993)
7. 22 Jerry McCabe (UMass, 1985)
22 Gordie Lockbaum (Army, 1986)
22 Rob McGovern (Lehigh, 1988)
22 Rob Milanette (Princeton, 1993)

Single Season:

1. 182 Rob McGovern (1988)
2. 178 Jerry McCabe (1985)
3. 167 Rob Milanette (1993)
4. 159 Craig Callahan (1990)
159 David Streeter (1995)
6. 157 Jerry McCabe (1986)
7. 152 Harry Flaherty (1983)
8. 150 Craig Callahan (1989)
9. 149 Rob McGovern (1987)
10. 144 Kevin Murphy (1984)

Career:

1. 447 Harry Flaherty (1980-1983)
2. 433 Rob McGovern (1985-1988)
3. 425 David Streeter (1993-1996)
4. 407 Rob Milanette (1991-1993)
5. 386 Jerry McCabe (1983-1986)
6. 327 Craig Callahan (1987-1990)
7. 319 Don Zelinski (1981-1984)
8. 318 Dave Murphy (1986-1989)
9. 317 Dan Adams (2003-2006)
10. 293 Chris Maruca (1986-1989)

MOST QUARTERBACK SACKS

Single Season:

1. 16 Andy Martin (1986)
16 Tom Smith (1988)
16 Peter Dankert (1991)
4. 12 Tom McDonald (1992)
5. 11 Ed Kutschke (1985)
11 Tom Smith (1987)
7. 10 Steve Raquet (1980)
10 Stefan Stration (1990)
10 Joel Beck (1998)
10 Sammy Siaki (2001)

Career:

1. 34 Tom Smith (1985-1988)
2. 25 Corey Vincent (1988-1991)
3. 24 Andy Martin (1984-1987)
4. 19 Steve Raquet (1980-1983)
19 David Puloka (1997-2000)
6. 18 Ed Kutschke (1983-1985)
7. 17 Peter Dankert (1989-1991)
8. 16 Stefan Stration (1987-1990)
16 Joel Beck (1996-1998)
10. 15 Tom McDonald (1989-1992)

MOST TACKLES FOR LOSS

Single Season:

1. 26 Joel Beck (1998)
2. 23 Peter Dankert (1991)
3. 21 David Streeter (1995)
21 Sammy Siaki (2001)
5. 20 Tom McDonald (1992)
6. 18 Andy Martin (1986)
18 Tom Smith (1988)
18 Corey Vincent (1991)
9. 17 Bill Hitchmoth (1992)
10. 16 Dominic Blue (1997)

Career:

1. 45 Tom Smith (1985-1988)
45 Corey Vincent (1988-1991)
3. 44 David Puloka (1997-2000)
4. 41 Joel Beck (1996-1998)
5. 36 Andy Martin (1984-1987)
6. 35 Dave Neilson (1982-1985)
35 David Streeter (1993-1996)
35 Kevin Szlagowski (1995-1998)
8. 32 Steve Raquet (1980-1983)
32 Tavares Brewington (1996-1999)

YEAR-BY-YEAR LEADERS

RUSHING

Year	Name	Att	Yards	Avg	TD
1949	Paul Gallo	96	235	2.4	3
1950	Mel Massucco	152	723	4.7	5
1951	Mel Massucco	143	698	4.9	10
1952	Lou Hettinger	108	357	3.3	6
1953	Pete Biocca	97	337	3.4	1
1954	Lou Hettinger	81	365	4.5	1
1955	Dick Surette	69	286	4.1	0
1956	Dick Surette	53	168	3.1	2
1957	Dick Surette	70	216	3.1	1
1958	Joe Stagnone	59	223	3.8	3
1959	Dick Skinner	116	528	4.6	3
1960	Tom Hennessey	73	365	5.0	3
1961	Pat McCarthy	128	512	4.0	8
1962	Pat McCarthy	148	454	3.1	12
1963	Jim Marcellino	105	406	3.9	1
1964	Jack Lentz	146	802	5.5	6
1965	Earl Kirmser	93	303	3.3	2
1966	Jack Lentz	177	685	3.9	7
1967	Tim Hawkes	126	458	3.6	1
1968	Steve Jutras	161	642	4.0	7
1969	Steve Jutras	32	74	2.3	0
1970	Joe Wilson	102	492	4.8	6
1971	Joe Wilson	177	973	5.5	9
1972	Joe Wilson	183	885	4.8	7
1973	Steve Buchanan	183	849	4.6	4
1974	Steve Hunt	104	427	4.1	0
1975	Steve Hunt	173	688	4.0	2
1976	Brian Doherty	106	660	6.2	7
1977	Crocky Nangle	148	603	4.1	4
1978	Crocky Nangle	89	394	4.4	3
1979	Larry Ewald	160	614	3.9	4
1980	Mark Covington	152	516	3.4	4
1981	Mark Covington	209	763	3.7	11
1982	Andy Clivio	226	1073	4.0	5
1983	Gill Fenerty	175	1101	6.3	15
1984	Gill Fenerty	210	1211	5.7	5
1985	Gill Fenerty	247	1368	5.5	7
1986	Gordie Lockbaum	144	827	5.7	14
1987	Tom Kelleher	134	741	5.5	11
1988	Joe Segreti	244	1187	4.8	16
1989	Joe Segreti	233	1099	4.9	12
1990	Joe Segreti	228	1143	5.0	8
1991	Jerome Fuller	266	1465	5.5	12
1992	Eric Sampson	129	537	4.2	2
1993	Randy Trivers	89	280	3.1	0
1994	J.R. Walz	200	712	3.6	7
1995	J.R. Walz	131	520	4.0	3
1996	J.R. Walz	112	508	4.5	2
1997	Joe Chambers	80	360	4.5	1
1998	Joe Chambers	128	465	3.6	2
1999	Michael Gillis	112	441	3.9	3
2000	Calvin Souder	130	497	3.8	3
2001	Calvin Souder	119	533	4.5	5
2002	Gideon Akande	177	853	4.8	5
2003	Steve Silva	194	701	3.6	10
2004	Steve Silva	161	708	4.4	10
2005	Steve Silva	189	913	4.8	11

2006	Mike Kielt	108	524	4.9	6
2007	Terrance Gass	101	563	5.6	6
2008	Mike Kielt	107	599	5.6	4
2009	Dominic Randolph	113	480	4.2	7
2010	<i>Sam Auffant</i>	118	451	3.8	2

PASSING

Year	Name	Att	Comp	Int	Pct	Yards	TD	Pass Eff
1949	Frank Matrango	93	29	8	31.1	437	4	67.64
1950	Charlie Maloy	242	106	19	43.8	1572	14	101.76
1951	Charlie Maloy	159	74	8	46.5	988	7	103.20
1952	Charlie Maloy	288	126	16	43.8	1514	13	91.69
1953	Bill Haley	63	26	7	41.3	446	4	94.67
1954	Jack Stephans	149	74	11	49.7	800	8	97.72
1955	Jack Stephans	89	35	12	39.3	554	5	83.19
1956	Bill Smithers	87	44	16	50.6	699	8	111.63
1957	Tom Greene	159	74	13	46.5	1297	11	121.54
1958	Tom Greene	137	59	13	43.1	976	4	93.56
1959	Ken Komodzinski	111	38	12	34.2	677	3	72.76
1960	Pat McCarthy	142	59	13	41.6	941	4	88.20
1961	Pat McCarthy	165	76	6	46.1	1081	11	115.82
1962	Pat McCarthy	194	85	15	43.8	1267	8	96.82
1963	Fran Coughlin	79	36	8	45.6	486	3	89.52
1964	Mike Cunnion	92	41	5	44.6	734	6	122.23
1965	Tom Tyler	70	29	4	41.4	357	1	77.55
1966	Jack Lentz	153	74	11	48.4	845	5	91.16
1967	Phil O'Neil	218	97	10	44.5	1378	10	103.56
1968	Phil O'Neil	157	79	11	50.3	1067	7	108.11
1969	Howie Burke	40	19	2	47.5	200	1	87.75
1970	Jerry Lamb	204	78	15	38.2	855	3	63.59
1971	Mickey Connolly	85	35	9	41.2	433	4	78.32
1972	Peter Vaas	111	47	11	42.3	637	5	85.59
1973	Peter Vaas	258	135	23	52.3	1631	13	104.23
1974	Bob Morton	188	101	15	53.7	1077	8	99.93
1975	Bob Martin	234	110	18	47.0	1486	7	94.84
1976	Bob Morton	161	68	14	42.2	797	2	70.53
1977	Peter Colombo	77	38	5	49.4	508	2	100.35
1978	Peter Colombo	212	103	19	48.6	1432	7	98.30
1979	Neil Solomon	144	70	9	48.6	1046	5	108.59
1980	Dave Boisture	262	113	15	43.1	1659	6	92.43
1981	Dave Boisture	178	92	9	51.7	1101	2	97.24
1982	Peter Muldoon	181	104	15	57.5	1380	5	114.04
1983	Peter Muldoon	217	117	10	53.9	1575	8	117.83
1984	Peter Muldoon	210	115	10	54.8	1784	12	135.46
1985	Jeff Wiley	157	76	11	48.4	984	5	97.55
1986	Jeff Wiley	310	179	19	57.7	2464	16	129.28
1987	Jeff Wiley	400	265	17	66.3	3677	34	163.02
1988	Jeff Wiley	341	203	16	59.5	2573	16	129.01
1989	Tom Ciaccio	363	230	14	63.4	2982	23	145.56
1990	Tom Ciaccio	324	196	14	60.5	2611	24	143.99
1991	Tom Ciaccio	385	232	18	60.3	3010	25	138.01
1992	Andy Fitzpatrick	196	87	9	44.4	972	4	83.60
1993	Dave Harrington	124	72	6	58.1	896	7	127.71
1994	Rob Callahan	202	112	11	55.4	1392	6	112.24
1995	Brion Stapp	219	95	14	43.4	1169	5	82.97
1996	Brion Stapp	248	135	7	54.4	1395	8	106.69
1997	Brion Stapp	214	118	4	55.1	1295	9	116.11
1998	Matt Kives	150	81	5	54.0	881	6	109.87
1999	Ryan Collar	215	112	10	52.1	1362	6	105.21

YEAR-BY-YEAR LEADERS

2000	Erreick Stewart	254	138	9	54.3	1498	11	111.08
2001	Brian Hall	272	158	6	58.1	1806	20	133.71
2002	Brian Hall	345	191	11	55.4	2279	20	123.60
2003	John O'Neil	373	215	10	57.6	2573	19	127.03
2004	John O'Neil	356	193	12	54.2	2022	18	111.87
2005	John O'Neil	336	187	7	55.7	2074	17	120.03
2006	Dominic Randolph	299	184	6	61.5	2237	19	141.34
2007	Dominic Randolph	482	297	8	61.6	3604	30	141.65
2008	Dominic Randolph	520	340	17	65.4	3838	34	142.42
2009	Dominic Randolph	485	310	15	63.9	3776	34	146.26
2010	Ryan Taggart	317	185	7	58.4	1899	14	118.84

1993	Chris Summers	68	1057	15.5	13
1994	Shannon Splaine	45	532	11.8	0
1995	Jeff Laboranti	47	548	11.7	3
1996	Jeff Laboranti	54	631	11.7	2
1997	Jeff Laboranit	62	719	11.6	5
1998	Kendy Hall	28	383	13.7	2
	Bobby Andrews	28	246	8.8	2
1999	Michael Coleman	53	573	10.8	0
2000	David Thompson	50	594	11.9	5
2001	David Thompson	46	603	13.1	9
2002	Ari Confesor	57	721	12.6	9
2003	Ari Confesor	90	1213	13.5	9
2004	Steve Silva	60	507	8.4	1
2005	Steve Silva	54	364	6.7	1
2006	Ryan Maher	69	797	11.6	6
2007	Ryan Maher	75	907	12.1	10
2008	Jon Brock	60	927	15.4	13
2009	Luke Chmielinski	63	807	12.8	4
2010	Luke Chmielinski	45	421	9.4	2

RECEPTIONS

Year	Name	Rec	Yards	Avg	TD
1949	Tom Kelleher	16	261	16.3	3
1950	Tom McCann	35	438	12.5	2
1951	Tom McCann	33	446	13.5	1
1952	John Carroll	46	609	13.2	4
1953	Hank Lemire	15	204	13.6	2
1954	Bob Dee	25	236	9.1	2
1955	Carlin Lynch	23	290	12.6	2
1956	Dick Arcand	13	200	15.3	4
1957	Dick Berardino	22	420	19.0	4
1958	Dave Stecchi	19	331	17.4	2
1959	Bernie Buzyniski	17	317	18.6	1
1960	Dick Skinner	16	158	9.8	0
1961	Al Snyder	38	558	14.6	5
1962	Al Snyder	41	716	17.4	6
1963	Jim Marcellino	21	277	13.1	1
1964	Dick Kochansky	15	144	9.6	0
1965	Pete Kimener	21	221	10.5	0
1966	Pete Kimener	33	409	12.3	2
1967	Bob Neary	34	485	14.2	3
1968	Bob Neary	47	677	14.4	6
1969	Eddie Jenkins	8	70	8.8	0
1970	Jack VonOhlen	30	358	12.0	3
1971	Jack VonOhlen	16	260	16.2	2
1972	Joe Neary	20	251	12.6	1
1973	Mark Sheridan	46	703	15.3	5
1974	Dave Quehl	62	801	12.9	6
1975	Dave Quehl	63	959	15.2	5
1976	Craig Cerretani	39	445	11.4	1
1977	Pat Kelly	26	357	13.7	0
1978	Chuck Mullen	40	587	14.7	6
1979	Phil Johnson	46	662	14.4	3
1980	Brian Kelley	48	639	13.3	2
1981	Mike Redding	31	363	11.7	0
1982	Mike Redding	33	442	13.4	2
	Brian Kelley	33	393	11.9	1
1983	Bill Cowley	43	655	15.2	8
1984	Leo Carlin	36	632	17.5	4
1985	Leo Carlin	30	420	14.0	0
1986	Gordie Lockbaum	57	860	15.0	7
1987	Gordie Lockbaum	78	1152	14.7	9
1988	Mark Gallagher	47	727	15.4	6
1989	Michael Lewis	51	859	16.8	10
1990	Mark Gallagher	54	672	12.4	6
1991	Mark Roman	50	937	18.7	11
1992	Chris Summers	41	588	14.3	3

SCORING

Year	Name	TD	PAT	2PT	FG	Points
1949	Paul Gallo	4	0-0	0	0	24
1950	John Turco	17	0-0	0	0-0	102
1951	Mel Massuco	10	0-0	0	0-0	60
	John Turco	10	0-0	0	0-0	60
1952	Lou Hettinger	11	0-0	0	0-0	66
1953	Bill Haley	6	0-0	0	0-0	36
1954	Bob Rosmario	8	0-0	0	0-0	48
1955	Dale Hohl	5	12-16	0	0-0	42
1956	Dick Arcand	4	0-0	0	0-0	24
1957	Tom Greene	5	15-22	0	0-0	45
1958	Tom Greene	2	0-0	4	0-0	20
1959	Dick Skinner	3	0-0	0	0-0	18
1960	Pat McCarthy	5	0-0	6	0-0	42
1961	Pat McCarthy	8	0-0	3	0-0	54
1962	Pat McCarthy	12	0-0	4	0-0	80
1963	Fran Coughlin	2	0-0	1	0-0	14
	Jim Gravel	2	0-0	1	0-0	14
1964	Jim Marcellino	6	0-0	1	0-0	38
1965	Mike Kaminski	0	6-8	0	3-6	15
1966	Jack Lentz	7	0-0	0	0-0	42
1967	John Vrionis	7	0-0	0	0-0	42
1968	Steve Jutras	8	0-0	0	0-0	48
1969	Dan Harper	1	0-0	0	0-0	6
1970	Joe Wilson	7	0-0	1	0-0	44
1971	Joe Wilson	9	0-0	0	0-0	54
1972	Joe Wilson	8	0-0	0	0-0	48
1973	Steve Buchanan	7	0-0	0	0-0	42
1974	Jerry Kelley	0	21-22	0	7-13	42
1975	Dave Quehl	5	0-0	0	0-0	30
1976	Brian Doherty	8	0-0	1	0-0	50
1977	Crocky Nangle	4	0-0	1	0-0	26
1978	Brian Doherty	7	0-0	0	0-0	42
1979	Crocky Nangle	6	0-0	0	0-0	36
1980	Matt Michaud	0	14-16	0	4-6	26
1981	Mark Covington	11	0-0	0	0-0	66
1982	Tony Melink	0	25-27	0	8-15	49
1983	Gill Fenerty	15	0-0	0	0-0	90

YEAR-BY-YEAR LEADERS

1984	Tony Melink	0	33-36	0	11-18	66
1985	Gill Fenerty	8	0-0	0	0-0	48
1986	Gordie Lockbaum	22	0-0	0	0-0	132
1987	Gordie Lockbaum	22	0-0	0	0-0	132
1988	Joe Segreti	20	0-0	0	0-0	120
1989	Joe Segreti	13	0-0	0	0-0	78
1990	Joe Segreti	10	0-0	0	0-0	60
1991	Jerome Fuller	14	0-0	0	0-0	84
1992	Anthony Pignio	0	15-15	0	10-17	45
1993	Chris Summers	13	0-0	0	0-0	78
1994	Anthony Pignio	0	15-15	0	12-18	51
1995	Jamie Gornell	0	17-17	0	11-16	50
1996	Dana Fiatarone	0	22-22	0	9-12	49
1997	Dana Fiatarone	0	18-20	0	8-13	42
1998	Dana Fiatarone	0	18-19	0	4-14	30
1999	Brian Hall	7	0-0	0	0-0	42
2000	Michael Gillis	6	0-0	0	0-0	36
	David Thompson	5	0-0	3	0-0	36
2001	David Thompson	9	0-0	2	0-0	58
2002	Ari Confesor	12	0-0	0	0-0	72
2003	Ari Confesor	10	0-0	0	0-0	60
	Steve Silva	10	0-0	0	0-0	60
2004	Steve Silva	11	0-0	0	0-0	66
2005	Steve Silva	15	0-0	0	0-0	90
2006	Mike DeSantis	0	33-35	0	6-11	51
2007	Matt Partain	0	50-50	0	12-16	86
2008	Matt Partain	0	48-49	0	12-17	84
2009	Rob Dornfried	0	40-41	0	7-9	61
2010	Rob Dornfried	0	27-32	0	10-13	57

1976	Bob Morton	459	797	1256
1977	Peter Colombo	102	508	610
1978	Peter Colombo	85	1432	1517
1979	Neil Solomon	-48	1046	998
1980	Dave Boisture	-49	1659	1610
1981	Dave Boisture	153	1101	1254
1982	Peter Muldoon	351	1380	1731
1983	Peter Muldoon	137	1575	1712
1984	Peter Muldoon	243	1784	2027
1985	Gill Fenerty	1368	0	1368
1986	Jeff Wiley	30	2464	2494
1987	Jeff Wiley	45	3677	3722
1988	Jeff Wiley	140	2573	2713
1989	Tom Ciaccio	217	2982	3199
1990	Tom Ciaccio	124	2611	2735
1991	Tom Ciaccio	122	3010	3132
1992	Andy Fitzpatrick	133	972	1105
1993	Andy Fitzpatrick	105	792	897
1994	Rob Callahan	119	1392	1511
1995	Brion Stapp	190	1169	1359
1996	Brion Stapp	-31	1395	1364
1997	Brion Stapp	-68	1295	1227
1998	Matt Kives	96	881	977
1999	Brian Hall	278	959	1237
2000	Erreick Stewart	212	1498	1710
2001	Brian Hall	121	1806	1927
2002	Brian Hall	336	2279	2615
2003	John O'Neil	135	2573	2708
2004	John O'Neil	198	2022	2220
2005	John O'Neil	144	2074	2218
2006	Dominic Randolph	89	2237	2326
2007	Dominic Randolph	137	3604	3741
2008	Dominic Randolph	79	3838	3917
2009	Dominic Randolph	480	3776	4256
2010	Ryan Taggart	284	1899	2183

TOTAL OFFENSE

Year	Name	Run	Pass	Total
1949	Paul Gallo	235	305	540
1950	Charlie Maloy	-17	1572	1555
1951	Charlie Maloy	16	988	1004
1952	Charlie Maloy	75	1514	1589
1953	Bill Haley	164	446	610
1954	Jack Stephans	-163	800	637
1955	Jack Stephans	99	554	653
1956	Bill Smithers	97	699	796
1957	Tom Greene	84	1297	1381
1958	Tom Greene	-37	976	939
1959	Ken Komodzinski	4	677	681
1960	Pat McCarthy	279	941	1220
1961	Pat McCarthy	512	1081	1593
1962	Pat McCarthy	454	1267	1721
1963	Fran Coughlin	31	486	517
1964	Jack Lentz	802	171	973
1965	Tom Tyler	-53	357	304
1966	Jack Lentz	685	845	1530
1967	Phil O'Neil	-209	1378	1169
1968	Phil O'Neil	-51	1067	1016
1969	Howie Burke	-7	200	193
1970	Colin Clapton	-5	604	599
1971	Joe Wilson	973	0	973
1972	Joe Wilson	885	0	885
1973	Peter Vaas	36	1631	1667
1974	Bob Morton	406	1077	1483
1975	Bob Martin	-88	1486	1398

ALL-PURPOSE YARDS

Year	Name	Run	Rec	Ret	Yds
1949	Paul Gallo	235	52	314	601
1950	John Turco	288	514	503	1305
1951	John Turco	446	307	240	993
1952	Tom Murphy	172	173	301	646
1953	Pete Biocca	337	169	—	506
1954	Lou Hettinger	365	248	—	613
1955	Dale Hohl	180	214	—	394
1956	Dick Surette	168	84	—	252
1957	Dick Beradino	0	420	—	420
1958	Ken Hohl	221	163	—	384
1959	Richard Skinner	528	72	—	600
1960	Tom Hennessey	365	283	418	1066
1961	Al Snyder	184	558	370	1112
1962	Al Snyder	237	716	163	1116
1963	Jim Marcellino	406	277	256	939
1964	Jim Marcellino	365	255	281	901
1965	Brian Flatley	100	128	314	542
1966	Jack Lentz	685	19	0	704
1967	Tim Hawkes	458	63	0	698
1968	Steve Jutras	642	56	0	698
1969	Tom Lamb	56	40	12	108

YEAR-BY-YEAR LEADERS

1970	Joe Wilson	492	98	0	590	1969	Charles Lynch	2	34	17.0
1971	Joe Wilson	973	114	0	1128	1970	Fran Meagher	25	534	22.1
1972	Joe Wilson	885	90	0	975	1971	Scott Lodde	8	218	27.2
1973	Steve Buchanan	849	174	0	1023	1972	Fran Meagher	16	451	28.1
1974	Dave Quehl	0	801	6	807	1973	Jim Haldeman	9	177	19.6
1975	Dave Quehl	-1	959	8	966	1974	John Provost	11	225	20.4
1976	Brian Doherty	660	34	102	796	1975	Grant Keith	14	249	17.7
1977	Larry Ewald	408	80	435	923	1976	Larry Ewald	16	365	22.8
1978	Larry Ewald	392	136	156	684	1977	Larry Ewald	26	435	16.7
1979	Larry Ewald	614	139	425	1178	1978	John Ahern	11	219	19.9
1980	John Ahern	49	566	198	813	1979	Larry Ewald	19	425	22.4
1981	Andy Clivio	564	13	208	785	1980	John Ahern	12	198	16.5
	Mark Covington	763	22	0	785	1981	Dave Orr	10	224	22.5
1982	Andy Clivio	1073	95	0	1168	1982	Jim Boyle	5	101	20.2
1983	Gill Fenerty	1101	165	246	1512	1983	Gill Fenerty	11	246	22.3
1984	Gill Fenerty	1210	125	71	1406	1984	Rick Lane	7	109	15.5
1985	Gill Fenerty	1368	187	415	1970	1985	Gill Fenerty	19	414	21.7
1986	Gordie Lockbaum	827	860	452	2173	1986	Gordie Lockbaum	21	452	21.5
1987	Gordie Lockbaum	403	1152	486	2041	1987	Gordie Lockbaum	12	277	23.1
1988	Joe Segreti	1187	138	135	1460	1988	Tim Donovan	19	459	24.1
1989	Mark Gallagher	0	711	585	1296	1989	Mark Gallagher	15	335	22.3
1990	Joe Segreti	1143	164	0	1307	1990	Darin Cromwell	9	251	27.8
1991	Jerome Fuller	1465	249	86	1800	1991	Joe Riley	14	317	22.6
1992	Jim Cook	0	0	732	732	1992	Jim Cook	22	451	20.5
1993	Chris Summers	0	1057	0	1057	1993	Rob Subotich	20	412	20.6
1994	J.R. Walz	712	234	0	947	1994	Anthony Pignio	23	480	20.9
1995	J.R. Walz	520	57	53	730	1995	Robert Sewell	18	408	22.7
1996	J.R. Walz	508	144	60	712	1996	Robert Sewell	21	414	19.7
1997	Jeff Laboranti	0	719	0	719	1997	Jack Egle	18	360	20.0
1998	Joe Chambers	465	56	32	553	1998	Michael Coleman	16	298	18.6
1999	Michael Coleman	6	573	223	802	1999	Vernell Shaw	22	382	17.4
2000	Calvin Souder	497	20	215	732	2000	Vernell Shaw	15	294	19.6
2001	Ari Confesor	29	380	629	1038	2001	Ari Confesor	32	614	19.2
2002	Ari Confesor	113	721	1163	1997	2002	Ari Confesor	33	841	25.5
2003	Ari Confesor	7	1213	852	2072	2003	Ari Confesor	31	700	22.6
2004	Steve Silva	708	507	448	1663	2004	Gideon Akande	20	473	23.6
2005	Steve Silva	913	364	857	2134	2005	Steve Silva	19	462	24.3
2006	Ryan Maher	78	797	217	1092	2006	Casey Gough	30	632	21.1
2007	Brett McDermott	6	727	298	1031	2007	Casey Gough	15	382	24.8
2008	Brett McDermott	59	491	448	998	2008	Josh Jenkins	25	466	18.6
2009	Luke Chmielinski	39	807	0	846	2009	Alex Johnson	31	686	22.1
2010	Freddie Santana	53	482	268	803	2010	Alex Johnson	18	370	20.6

KICKOFF RETURNS

Year	Name	Ret	Yards	Avg
1949	Paul Gallo	16	285	17.8
1950	John Turco	12	329	27.4
1951	Tom Murphy	9	160	17.7
1952	Tom Murphy	9	127	14.1
1953-59	Not Available			
1960	Tom Hennessey	13	401	30.8
1961	Tom Hennessey	11	230	20.9
1962	James Gravel	6	171	28.5
1963	Jim Marcellino	11	222	20.2
1964	Jim Marcellino	12	245	18.8
1965	Brian Flatley	10	261	26.1
1966	Tim Hawkes	10	220	22.0
1967	Tim Hawkes	15	292	19.4
1968	Tom Doyle	11	210	19.1

PUNT RETURNS

Year	Name	Ret	Yards	Avg
1949	John Turco	9	113	12.6
1950	John Turco	9	174	19.3
1951	Tom Murphy	25	533	21.3
1952	Tom Murphy	16	174	10.8
1953-59	Not Available			
1960	Al Snyder	7	47	6.7
1961	Al Snyder	9	182	20.2
1962	Jim Holloran	8	51	6.4
1963	Jim Gravel	4	48	12.0
1964	Jim Gravel	12	77	6.1
1965	Brian Flatley	6	53	7.9
1966	Bob Lawson	15	109	7.2
1967	Bob Lawson	27	213	7.8
1968	Tom Doyle	23	166	7.2

YEAR-BY-YEAR LEADERS

1969	Tom Doyle	3	12	4
1970	John Walker	1	26	26.0
1971	Mike Guilfoile	7	62	8.9
1972	Tyree Blocker	14	89	6.3
1973	Rohan Bradley	10	155	15.5
1974	John Provost	13	238	18.3
1975	Tom McOsker	8	59	7.4
1976	Glenn Verrette	13	75	5.8
1977	Bob Ireland	10	60	6.0
1978	John Ahern	14	108	7.7
1979	Glenn Verrette	17	188	11.1
1980	Rob Porter	23	159	6.9
1981	Jim Boyle	30	194	6.5
1982	Vin Eruzione	20	123	6.2
1983	Vin Eruzione	22	118	5.3
1984	Mike Morgan	32	224	7
1985	Julio Fernandez	13	58	4.4
1986	Julio Fernandez	29	203	7
1987	Gordie Lockbaum	21	209	9.9
1988	Mark Gallagher	19	178	9.3
1989	Mark Gallagher	28	250	8.9
1990	Mark Gallagher	44	345	7.8
1991	Jerome Fuller	16	86	5.3
1992	Jim Cook	35	281	8
1993	Pat Smith	5	110	22.0
1994	Pat Smith	17	187	11
1995	Jeff Laboranti	20	73	3.7
1996	Justin Relihan	24	94	3.9
1997	Tom Bestpitch	23	154	6.7
1998	Tom Bestpitch	30	246	8.2
1999	Tom Bestpitch	11	114	10.4
2000	Vernell Shaw	28	293	10.5
2001	Michael Coleman	26	238	9.2
2002	Ari Confesor	22	322	14.6
2003	Ari Confesor	18	152	8.4
2004	Steve Silva	6	85	14.2
2005	Steve Silva	22	395	18.0
2006	Matt Fanning	20	207	10.4
2007	<i>Josh Jenkins</i>	28	224	8.0
2008	<i>Josh Jenkins</i>	23	146	6.3
2009	Freddie Santana	15	112	7.5
2010	Freddie Santana	16	268	16.8

PUNTING

Year	Name	Punts	Yards	Avg
1949	John Reader	52	1745	33.6
1950	Mel Massucco	47	1836	39.1
1951	Mel Massucco	44	1605	36.4
1952	Hank Lemire	45	1570	34.9
1953-58	Not Available			
1959	Lou Pannella	32	994	31.1
1960	Barry Bocklet	42	1519	36.1
1961	Gene Corbett	40	1318	32.9
1962	Gene Corbett	27	918	34.0
1963	Fran Coughlin	33	976	29.4
1964	Mike Cunnion	47	1465	31.2
1965	Charlie Farrell	71	2538	35.8
1966	Mike O'Neil	61	2186	35.8
1967	Jack Leonard	64	2105	32.8
1968	Jack Leonard	74	2618	35.7
1969	Mark Becker	16	514	32.1
1970	Mark Becker	45	1867	41.5
1971	Mark Becker	40	1551	38.8
1972	Rich Pelletier	60	2179	36.3
1973	Tom Rock	61	2167	35.5
1974	Bob Morton	71	2438	34.3
1975	Craig Cerretani	51	1866	36.6
1976	Bob Morton	66	2283	34.5
1977	Pat Kelly	37	1181	31.9
1978	Larry Ewald	40	1409	35.2
1979	Tim Barry	52	1814	34.9
1980	Tim Barry	77	2721	35.3
1981	Tim Barry	56	2207	39.4
1982	David Hock	40	1495	37.1
1983	Pat McCarthy, Jr.	68	2597	38.1
1984	Pat McCarthy, Jr.	48	1779	37.1
1985	David Hock	37	1196	37.4
1986	Jack Phelps	47	1732	36.8
1987	Jack Phelps	28	953	34.0
1988	Jack Phelps	41	1596	38.9
1989	Mark Gallagher	30	969	32.3
1990	Jeff Meader	46	1651	35.8
1991	Jeff Meader	46	1867	40.6
1992	Jeff Meader	66	2397	36.3
1993	Jeff Meader	68	2660	39.1
1994	Anthony Pignio	35	1158	33.1
1995	Mark McClinchie	61	2050	33.6
1996	Joe Repshis	79	2889	36.6
1997	Joe Repshis	74	2950	39.9
1998	Frank Traupman	65	2520	38.8
1999	Frank Traupman	67	2665	39.6
2000	Frank Traupman	62	2551	41.1
2001	Ryan Rolfert	57	2212	38.8
2002	Ryan Rolfert	41	1416	34.5
2003	Ryan McManaway	49	1614	32.9
2004	Ryan McManaway	55	1892	34.4
2005	Ryan McManaway	51	1837	36.0
2006	Ryan McManaway	43	1543	35.9
2007	Mike Holloway	42	1575	37.5
2008	Mike Holloway	32	1217	38.0
2009	Don Lemieux	25	960	38.4
2010	Don Lemieux	47	1838	39.1

YEAR-BY-YEAR LEADERS

INTERCEPTIONS

Year	Name	Int	Yards	Avg
1950	Carmen Mananiello	6	82	13.7
1951	Mike Zinkiewicz	8	72	9.0
1952	George Blair	5	109	21.8
1953-65	Not Available			
1966	Bob Kurcz	6	53	8.8
1967	Bob Kurcz	5	105	21.0
	Bob Lawson	5	59	11.8
1968	Mike Jordan	7	78	11.1
1969	Mark Becker	1	0	0.0
	Mike Jordan	1	0	0.0
1970	Mike Jordan	4	0	0.0
1971	Dan Harper	5	93	18.6
1972	John Provost	9	175	19.4
1973	John Provost	8	138	17.1
1974	John Provost	10	157	15.7
1975	Jim Coughlin	3	14	4.7
1976	Mark Cannon	3	43	14.3
1977	Herb Mihalik	6	34	5.7
1978	Glenn Verrette	7	164	23.4
1979	John McNally	5	19	3.8
1980	Peter George	2	23	11.5
	Eric Oden	2	15	7.5
	Rob Porter	2	6	3.0
1981	Rob Porter	5	35	7.0
1982	Rob Porter	8	37	4.6
1983	Bill McGovern	6	12	2.0
1984	Bill McGovern	11	102	9.3
1985	Gordie Lockbaum	4	21	5.3
1986	Dave Murphy	7	76	10.8
1987	Dave Murphy	9	55	6.1
1988	Dave Murphy	7	121	17.3
1989	Dave Murphy	5	57	11.3
1990	Chris Kovath	5	42	8.4
1991	Chris Kovath	5	74	14.8
	Matt Morgan	5	63	12.6
1992	Todd Araujo	5	47	9.4
1993	Todd Araujo	3	39	13.0
	Pat Smith	3	21	7.0
1994	Jim Cook	2	41	20.5
1995	Robert Sewell	1	55	55.0
	David Streeter	1	14	14.0
1996	David Downs	3	19	6.3
	Barrett Doxsey	3	0	0.0
1997	Ben Berger	3	27	9.0
1998	Tom Bestpitch	3	66	22.0
	Barrett Doxsey	3	51	17.0
1999	John Aloisi	4	45	11.2
2000	Troy LaRose	5	53	10.6
2001	John Carr	2	66	33.0
	David Dugan	2	31	15.5
2002	Dave Seger	2	69	34.5
2003	Darran Davis	3	9	3.0

2004	Kyle Trodden	1	20	20.0
	Mark Balestracci	1	11	11.0
	Casey Gough	1	0	0.0
	Sain Karim	1	0	0.0
	Tyler Nugent	1	0	0.0
2005	Casey Gough	3	53	17.7
	Tyler Nugent	3	1	0.3
2006	Casey Gough	3	0	0.0
2007	Kyle Mushaweh	4	78	19.5
	Casey Gough	4	26	6.5
2008	Daryl Brown	3	36	12.0
	Kyle Mushaweh	3	0	0.0
2009	Michael Wright	3	104	34.7
2010	Alex Johnson	2	48	24.0
	<i>C.J. Martin</i>	2	40	20.0

TACKLES

Year	Name	Solo	Assist	Total
1979	Steve Gannon	74	69	143
1980	Jim Cobb	62	65	127
1981	Harry Flaherty	—	—	101
1982	Harry Flaherty	84	53	137
1983	Harry Flaherty	100	52	152
1984	Kevin Murphy	72	72	144
1985	Jerry McCabe	112	66	178
1986	Jerry McCabe	92	65	157
1987	Rob McGovern	86	63	149
1988	Rob McGovern	110	72	182
1989	Craig Callahan	83	67	150
1990	Craig Callahan	106	53	159
1991	Marcus Duckworth	58	53	111
1992	Rob Milanette	42	101	143
1993	Rob Milanette	82	85	167
1994	Pat Smith	68	31	99
1995	David Streeter	69	90	159
1996	David Streeter	72	54	126
1997	Matt Doran	47	48	95
1998	Barrett Doxsey	38	22	60
1999	John Aloisi	50	43	93
2000	Michael Blake	62	26	88
2001	David Dugan	47	53	100
2002	David Dugan	51	50	101
2003	Ben Koller	69	25	94
2004	David FitzPatrick	72	35	107
2005	Dan Adams	97	18	115
2006	Dan Adams	91	18	109
2007	Marcus Rodriguez	51	18	69
2008	Sean Lamkin	56	15	71
2009	Marcus Rodriguez	75	27	102
2010	<i>Ricky Otis</i>	74	34	108

TEAM RECORDS

SINGLE SEASON

MOST VICTORIES

11	1987	(11-0-0)
11	1991	(11-0-0)
10	1986	(10-1-0)
10	1989	(10-1-0)

FEWEST VICTORIES

0	1969	(0-2-0)
0	1970	(0-10-1)

MOST LOSSES

11	2003	(1-11-0)
10	1970	(0-10-1)
10	1975	(1-10-0)

FEWEST LOSSES

0	1918	(2-0-0)
0	1935	(9-0-1)
0	1937	(8-0-2)
0	1987	(11-0-0)
0	1991	(11-0-0)

MOST TIES

2	Thirteen Times	
---	----------------	--

HIGHEST WINNING PERCENTAGE

1.000	1991	(11-0-0)
1.000	1987	(11-0-0)
1.000	1918	(2-0-0)

LOWEST WINNING PERCENTAGE

.000	1969	(0-2-0)
.045	1970	(0-10-1)
.083	2003	(1-11-0)

HIGHEST SCORING AVERAGE

46.5	1987	(511 points-11 games)
36.2	1951	(362 points-10 games)
36.0	1989	(396 points-11 games)

LOWEST SCORING AVERAGE

2.5	1914	(20 points-8 games)
3.0	1969	(6 points-2 games)
3.6	1907	(36 points-10 games)

MOST POINTS SCORED

511	1987	(11 games)
396	1989	(11 games)
395	2007	(11 games)

FEWEST POINTS SCORED

6	1969	(2 games)
20	1914	(8 games)
22	1896	(6 games)

MOST POINTS ALLOWED

478	2003	(12 games)
367	2004	(11 games)
351	1996	(11 games)

FEWEST POINTS ALLOWED

14	1918	(2 games)
19	1935	(10 games)
19	1937	(10 games)

FEWEST POINTS ALLOWED / GAME

1.9	1935	(19 pts-10 games)
1.9	1937	(19 pts-10 games)
2.9	1923	(29 points-10 games)

MOST POINTS ALLOWED / GAME

39.8	2003	(478 points-12 games)
33.4	2004	(367 points-11 games)
32.5	1949	(325 points-10 games)

MOST YARDS PER GAME

552.2	1987	(6074 yards-11 games)
473.1	1989	(5204 yards-11 games)
467.1	1991	(5138 yards-11 games)

FEWEST YARDS PER GAME

178.7	1965	(1787 yards-10 games)
215.8	1963	(1942 yards-9 games)
229.1	1958	(2062 yards-9 games)

MOST TOTAL YARDS

6074	1987	(11 games)
5204	1989	(11 games)
5203	2009	(12 games)

FEWEST TOTAL YARDS

371	1969	(2 games)
1787	1965	(10 games)
1942	1963	(9 games)

MOST TOUCHDOWNS SCORED

74	1987	(11 games)
54	1951	(10 games)
	1989	(11 games)

FEWEST TOUCHDOWNS SCORED

1	1969	(2 games)
9	1965	(10 games)
11	1963	(9 games)

MOST RUSHING YARDS

2776	1951	(10 games)
2540	1983	(12 games)
2458	1976	(11 games)

FEWEST RUSHING YARDS

157	1969	(2 games)
911	1963	(9 games)
952	1975	(11 games)

MOST RUSHING ATTEMPTS

632	1982	(11 games)
623	1976	(11 games)
616	1951	(10 games)

FEWEST RUSHING ATTEMPTS

74	1969	(2 games)
307	2001	(10 games)
308	2008	(11 games)

MOST RUSHING TOUCHDOWNS

42	1951	(10 games)
36	1987	(11 games)
34	1983	(12 games)

FEWEST RUSHING TOUCHDOWNS

0	1969	(2 games)
4	1963	(9 games)
5	1975	(11 games)

MOST RUSHING YARDS / GAME

277.6	1951	(2776 yards-10 games)
223.5	1976	(2458 yards-11 games)
218.6	1984	(2405 yards-11 games)
211.7	1983	(2540 yards-12 games)

FEWEST RUSHING YARDS / GAME

78.5	1969	(157 yards-2 games)
86.5	1975	(952 yards-11 games)
86.7	1970	(954 yards-11 games)

MOST PASS ATTEMPTS

523	2008	(11 games)
497	2007	(11 games)
488	2009	(12 games)

FEWEST PASS ATTEMPTS

45	1969	(2 games)
157	1956	(10 games)
158	1958	(10 games)

MOST PASS COMPLETIONS

340	2008	(11 games)
312	2009	(12 games)
305	2007	(11 games)

FEWEST PASS COMPLETIONS

22	1969	(2 games)
62	1959	(10 games)
63	1958	(9 games)

HIGHEST COMPLETION PERCENT

.650	2008	(340-523)
.647	1987	(284-439)
.639	2009	(312-488)

LOWEST COMPLETION PERCENT

.354	1965	(67-189)
.367	1976	(79-215)
.376	1959	(62-165)

TEAM RECORDS

MOST PASSING YARDS

3942 1987 (11 games)
3838 2008 (11 games)
3779 2009 (12 games)

FEWEST PASSING YARDS

214 1969 (2 games)
713 1965 (10 games)
846 1972 (10 games)

MOST PASSING YARDS GAME

358.4 1987 (3942 yards-11 games)
348.9 2008 (3838 yards-11 games)
335.2 2007 (3687 yards-11 games)

FEWEST PASSING YARDS / GAME

71.3 1965 (713 yards-10 games)
84.6 1972 (846 yards-10 games)
89.5 1976 (985 yards-11 games)

MOST TOUCHDOWN PASSES

36 1987 (11 games)
34 2008 (11 games)
34 2009 (12 games)

FEWEST TOUCHDOWN PASSES

1 1969 (2 games)
2 1976 (11 games)
2 1977 (11 games)

MOST INTERCEPTIONS MADE

32 1986 (11 games)
26 1956 (9 games)
25 1955 (10 games)

FEWEST INTERCEPTIONS MADE

2 1969 (2 games)
2 1995 (11 games)
5 2004 (11 games)

SINGLE GAME

MOST POINTS SCORED

79 vs. Bates, 11/16/1935
77 vs. Columbia, 10/29/1983

MOST POINTS ALLOWED

76 Boston College, 11/26/1949
62 Lehigh, 10/23/1999

LARGEST MARGIN OF VICTORY

79-0 vs. Bates, 11/16/1935
75-0 vs. U.S. Sub Base, 10/2/1920

LARGEST MARGIN OF DEFEAT

76-0 vs. Boston College, 11/26/1949
54-0 vs. Princeton, 11/1/1913

MOST TOUCHDOWNS SCORED

12 vs. Bates, 11/16/1935
11 vs. Columbia, 10/29/1983

MOST RUSHING ATTEMPTS

72 vs. Columbia, 10/29/1983

MOST RUSHING YARDS

736 vs. Bates, 11/16/1935
583 vs. Columbia, 10/29/1983

MOST RUSHING TOUCHDOWNS

12 vs. Bates, 11/16/1935
10 vs. Columbia, 10/29/1983

MOST PASS ATTEMPTS

65 at Yale, 10/4/2008
64 at Massachusetts, 9/1/2007

MOST PASS COMPLETIONS

41 at Yale, 10/4/2008
41 vs. Brown, 10/11/2008

MOST PASSING YARDS

470 vs. Lehigh, 9/26/1987

MOST TOUCHDOWN PASSES

7 vs. Lehigh, 9/26/1987

MOST INTERCEPTIONS THROWN

6 vs. Boston College, 11/26/1955
6 vs. Villanova, 11/15/1980
6 vs. Boston College, 11/26/1983

MOST FIRST DOWNS

44 vs. St. John's, 10/2/1926
37 vs. Pennsylvania, 9/28/1991

MOST TOTAL PLAYS

97 vs. Boston College, 11/23/1985

MOST TOTAL YARDS

799 vs. Bates, 11/16/1935
736 vs. Lehigh, 9/26/1987

MOST INTERCEPTIONS MADE

9 vs. Harvard, 9/27/1986

MOST YARDS PENALIZED

144 vs. Northeastern, 11/19/1988

STREAKS

LONGEST WINNING STREAK

20 9/22/1990-11/23/1991

LONGEST UNBEATEN STREAK

20 9/22/1990-11/23/1991

LONGEST LOSING STREAK

15 9/20/2003-10/9/2004

LONGEST WINLESS STREAK

15 9/20/2003-10/9/2004

CONSECUTIVE SHUTOUTS

5 11/14/1903-10/1/1904
5 11/8/1930-9/26/1931

100-YARD RUSHERS

100-YARD RUSHERS (1950-2010)

Date	Name	Opponent	Att-Yards	Date	Name	Opponent	Att-Yards
11/25/1950	Melvin Massucco	Temple	30-130	11/6/1976	Brian Doherty	Massachusetts	15-108
11/25/1950	John Cullity	Temple	26-100	10/20/1976	Brian Doherty	Connecticut	18-107
12/2/1950	Melvin Massucco	Boston College	19-147	9/10/1977	Steve Hunt	New Hampshire	15-115
9/29/1951	Melvin Massucco	Harvard	15-139	10/8/1977	Crocky Nangle	Colgate	26-141
10/20/1951	Charles Sowerby	NYU	8-156	10/15/1977	Crocky Nangle	Boston Univ.	31-158
10/20/1951	Paul Gallo	NYU	19-134	11/26/1977	Steve Hunt	Boston College	21-102
11/3/1951	Melvin Massucco	Colgate	10-102	10/13/1979	Larry Ewald	Colgate	20-105
11/10/1951	John Turco	Marquette	10-108	9/6/1980	Mark Covington	Rhode Island	24-119
11/24/1951	Melvin Massucco	Temple	21-117	11/7/1981	Dave Shimshock	Army	20-100
9/27/1952	Eugene Schiller	Dartmouth	22-100	9/11/1982	Andy Clivio	New Hampshire	21-115
11/14/1953	Louis Hettinger	Marquette	22-128	9/25/1982	Andy Clivio	Dartmouth	21-145
9/25/1954	Louis Hettinger	Dartmouth	19-127	10/9/1982	Andy Clivio	Colgate	30-140
11/20/1954	Robert Rosmarino	Connecticut	23-162	10/16/1982	Andy Clivio	Connecticut	25-106
10/18/1958	Joe Stagnone	Dartmouth	17-109	10/23/1982	Andy Clivio	Brown	24-147
11/7/1959	Richard Skinner	Boston Univ.	17-119	10/30/1982	Andy Clivio	Boston Univ.	25-116
10/21/1961	Tom Hennessey	Dartmouth	17-110	9/10/1983	Gill Fenerty	Boston Univ.	25-196
11/11/1961	Pat McCarthy	Massachusetts	9-118	9/24/1983	Gill Fenerty	New Hampshire	20-109
11/24/1962	Jim Holloran	Connecticut	8-102	9/24/1983	Chuck Doyle	New Hampshire	12-101
11/9/1963	Jim Marcellino	VMI	24-106	10/1/1983	Gill Fenerty	Dartmouth	16-120
11/30/1963	Jim Marcellino	Boston College	30-128	10/15/1983	Gill Fenerty	Connecticut	30-104
10/17/1964	Jack Lentz	Quantico	29-155	10/29/1983	Gill Fenerty	Columbia	18-337
10/24/1964	Jack Lentz	Buffalo	16-164	9/22/1984	Gill Fenerty	Massachusetts	23-126
10/31/1964	Jack Lentz	Richmond	20-173	9/29/1984	Gill Fenerty	Harvard	22-105
11/14/1964	Jack Lentz	Boston Univ.	18-134	10/6/1984	Gill Fenerty	Dartmouth	20-154
11/5/1966	Jack Lentz	Massachusetts	24-110	10/13/1984	Gill Fenerty	Colgate	17-137
11/12/1966	Jack Lentz	Rutgers	21-138	10/20/1984	Gill Fenerty	Connecticut	14-115
11/19/1966	Jack Lentz	Connecticut	19-125	10/27/1984	Gill Fenerty	Brown	22-102
11/18/1967	Steve Jutras	Rutgers	20-101	11/3/1984	Gill Fenerty	Boston Univ.	22-158
10/19/1968	Steve Jutras	Boston Univ.	23-116	9/14/1985	Gill Fenerty	Colgate	35-230
11/16/1968	Steve Jutras	Rutgers	28-132	9/28/1985	Gill Fenerty	Delaware	37-204
10/10/1970	Mark Monty	Colgate	18-115	10/5/1985	Gill Fenerty	Dartmouth	27-137
10/17/1970	Joe Wilson	Boston Univ.	8-123	10/5/1985	Chuck Doyle	Dartmouth	28-111
11/21/1970	Joe Wilson	Connecticut	22-143	10/12/1985	Gill Fenerty	Yale	26-182
10/16/1971	Joe Wilson	Boston Univ.	16-168	11/2/1985	Gill Fenerty	Army	18-123
10/23/1971	Joe Wilson	Syracuse	18-115	11/9/1985	Gill Fenerty	Harvard	26-209
10/30/1971	Joe Wilson	Northeastern	15-106	9/13/1986	Tom Kelleher	Lehigh	28-145
11/6/1971	Joe Wilson	Massachusetts	18-123	9/27/1986	Gordie Lockbaum	Harvard	13-147
11/27/1971	Joe Wilson	Boston College	22-105	11/1/1986	Tom Kelleher	Massachusetts	22-148
9/16/1972	Joe Wilson	Rutgers	34-274	11/14/1987	Tom Kelleher	William & Mary	12-117
9/23/1972	Steve Buchanan	Brown	16-141	11/19/1987	Tom Kelleher	Villanova	22-102
9/23/1972	Fran Meagher	Brown	17-102	9/24/1988	Joe Segreti	Princeton	27-110
9/30/1972	Steve Buchanan	Temple	25-125	10/8/1988	Joe Segreti	Dartmouth	32-159
10/14/1972	Joe Wilson	Colgate	22-173	10/15/1988	Joe Segreti	Lehigh	29-214
11/25/1972	Joe Wilson	Connecticut	26-132	10/22/1988	Joe Segreti	Brown	34-150
9/8/1973	Steve Buchanan	Massachusetts	26-131	10/29/1988	Joe Segreti	Colgate	30-126
9/22/1973	Steve Buchanan	New Hampshire	21-117	11/19/1988	Joe Segreti	Northeastern	28-116
10/13/1973	Jim Haldeman	Colgate	20-126	9/26/1989	Joe Segreti	Lafayette	20-110
10/27/1973	Steve Buchanan	Army	28-109	9/23/1989	Joe Segreti	Harvard	29-174
11/24/1973	Steve Buchanan	Connecticut	24-139	10/14/1989	Joe Segreti	Army	19-102
12/1/1973	Steve Buchanan	Boston College	26-107	10/21/1989	Joe Segreti	Colgate	23-111
10/12/1974	Bob Morton	Colgate	16-100	10/28/1989	Joe Segreti	Brown	26-118
11/9/1974	Mark Cannon	Massachusetts	20-130	11/11/1989	Joe Segreti	Lehigh	21-101
11/9/1974	Bob Morton	Massachusetts	22-101	11/18/1989	Joe Segreti	Bucknell	20-116
10/11/1975	Steve Hunt	Colgate	35-165	9/8/1990	Joe Segreti	Massachusetts	28-109
11/22/1975	Steve Hunt	Connecticut	23-100	10/6/1990	Joe Segreti	Dartmouth	35-239
10/15/1976	Bob Morton	Boston Univ.	26-111	10/20/1990	Joe Segreti	Lehigh	23-111
10/30/1976	Brian Doherty	Rhode Island	16-175	10/27/1990	Joe Segreti	Lafayette	16-120

100-YARD RUSHERS / 300-YARD PASSERS

100-YARD RUSHERS (1950-2010)

Date	Name	Opponent	Att-Yards
11/3/1990	Joe Segreti	Bucknell	20-102
11/10/1990	Joe Segreti	Fordham	18-113
11/17/1990	Joe Segreti	Colgate	23-134
9/14/1991	Jerome Fuller	Massachusetts	25-207
9/21/1991	Jerome Fuller	Boston Univ.	29-127
9/28/1991	Jerome Fuller	Pennsylvania	24-164
10/5/1991	Jerome Fuller	Harvard	29-172
10/12/1991	Jerome Fuller	Dartmouth	30-101
10/26/1991	Jerome Fuller	Lehigh	24-166
11/2/1991	Jerome Fuller	Lafayette	15-118
11/9/1991	Jerome Fuller	Bucknell	27-117
11/23/1991	Jerome Fuller	Colgate	29-115
9/19/1992	Orlando Cepero	Massachusetts	17-110
10/24/1992	Eric Sampson	Bucknell	15-109
11/14/1992	Eric Sampson	Colgate	16-110
9/17/1994	J.R. Walz	Massachusetts	12-103
10/22/1994	J.R. Walz	Lafayette	33-112
10/29/1994	J.R. Walz	Fordham	32-100
11/18/1995	J.R. Walz	Colgate	19-172
9/21/1996	J.R. Walz	Colgate	20-150
9/28/1996	J.R. Walz	Princeton	19-100
11/23/1996	Rob Sanchez	Georgetown	13-126
11/8/1997	Joe Chambers	Lehigh	21-126
11/8/1997	John Aloisi	Lehigh	9-106
10/3/1998	Joe Chambers	Towson	26-175
11/14/1998	J.R. Walz	Fordham	17-122
10/9/1999	Michael Gillis	Yale	16-106
11/20/1999	Brian Hall	Colgate	17-105
9/9/2000	Brian Hall	Georgetown	12-116
9/16/2000	Brian Hall	Harvard	24-116
11/18/2000	Michael Gillis	Fordham	21-109
10/13/2001	Calvin Souder	Dartmouth	13-114
10/20/2001	Calvin Souder	Lafayette	21-136
10/5/2002	Gideon Akande	Yale	26-130
10/19/2002	Brian Hall	Dartmouth	12-110
10/26/2002	Gideon Akande	Lehigh	22-122
11/9/2002	Gideon Akande	Fordham	24-119
9/13/2003	Steve Silva	Georgetown	29-147
11/6/2004	Steve Silva	Marist	21-121
11/20/2004	Steve Silva	Georgetown	21-103
9/10/2005	Steve Silva	Georgetown	20-110
9/24/2005	Steve Silva	Delaware	24-106
10/15/2005	Steve Silva	Dartmouth	25-132
11/12/2005	Steve Silva	Lafayette	23-103
11/19/2005	Steve Silva	Bucknell	33-201
9/30/2006	Terrance Gass	Fordham	21-102
11/4/2006	Mike Kielt	Bucknell	26-149
10/27/2007	Terrance Gass	Bucknell	12-125
9/27/2008	Terrance Gass	Georgetown	24-135
10/18/2008	Mike Kielt	Dartmouth	18-120
10/25/2008	Mike Kielt	Lehigh	18-105
10/24/2009	Dominic Randolph	Colgate	14-116

300-YARD PASSERS (1950-2010)

Date	Name	Opponent	Cmp-Att-Yds
9/29/1973	Peter Vaas	Temple	18-35-343
11/1/1980	Dave Boisture	Columbia	27-46-387
9/20/1986	Jeff Wiley	Lafayette	20-37-320
11/1/1986	Jeff Wiley	Massachusetts	16-28-310
9/26/1987	Jeff Wiley	Lehigh	27-39-414
10/3/1987	Jeff Wiley	Colgate	28-43-354
10/10/1987	Jeff Wiley	Dartmouth	25-33-347
10/17/1987	Jeff Wiley	Bucknell	20-30-389
10/31/1987	Jeff Wiley	Massachusetts	27-39-438
11/7/1987	Jeff Wiley	Harvard	17-37-318
11/19/1987	Jeff Wiley	Villanova	29-45-381
9/17/1988	Jeff Wiley	Lafayette	22-38-327
10/1/1988	Jeff Wiley	Harvard	31-53-390
11/12/1988	Jeff Wiley	Bucknell	25-35-314
11/19/1988	Jeff Wiley	Northeastern	23-32-358
9/9/1989	Tom Ciaccio	Villanova	31-43-449
9/30/1989	Tom Ciaccio	Princeton	25-42-343
10/7/1989	Tom Ciaccio	Dartmouth	24-38-350
11/18/1989	Tom Ciaccio	Bucknell	24-38-326
9/29/1990	Tom Ciaccio	Harvard	22-36-377
10/13/1990	Tom Ciaccio	Brown	19-29-312
10/20/1990	Tom Ciaccio	Lehigh	28-45-336
9/28/1991	Tom Ciaccio	Pennsylvania	24-38-370
10/19/1991	Tom Ciaccio	Brown	24-37-363
10/26/1991	Tom Ciaccio	Lehigh	23-32-350
11/2/1991	Tom Ciaccio	Lafayette	27-35-300
11/9/1991	Tom Ciaccio	Bucknell	24-41-390
9/11/1999	Ryan Collar	Georgetown	21-48-305
11/20/1999	Brian Hall	Colgate	19-36-301
11/18/2000	Erreick Stewart	Fordham	28-39-388
10/20/2001	Brian Hall	Lafayette	32-42-416
11/9/2002	Brian Hall	Fordham	20-35-366
9/27/2003	John O'Neil	San Diego	24-37-324
10/7/2006	Dominic Randolph	Brown	30-39-329
10/21/2006	Dominic Randolph	Lafayette	34-46-352
10/28/2006	Dominic Randolph	Lehigh	26-53-309
9/15/2007	Dominic Randolph	Harvard	29-55-339
9/22/2007	Dominic Randolph	Georgetown	22-33-302
10/6/2007	Dominic Randolph	Brown	29-37-404
10/20/2007	Dominic Randolph	Lehigh	22-32-375
10/27/2007	Dominic Randolph	Bucknell	30-43-363
11/3/2007	Dominic Randolph	Fordham	32-53-309
11/17/2007	Dominic Randolph	Colgate	29-42-441
10/4/2008	Dominic Randolph	Yale	41-63-376
10/11/2008	Dominic Randolph	Brown	41-54-430
10/18/1008	Dominic Randolph	Dartmouth	33-45-391
10/25/2008	Dominic Randolph	Lehigh	28-39-330
11/1/2008	Dominic Randolph	Bucknell	38-49-398
11/8/2008	Dominic Randolph	Fordham	35-59-407
11/15/2008	Dominic Randolph	Lafayette	28-49-422
11/22/2008	Dominic Randolph	Colgate	16-27-316
9/5/2009	Dominic Randolph	Georgetown	36-56-414
10/3/2009	Dominic Randolph	Northeastern	16-24-305
10/10/2009	Dominic Randolph	Brown	38-53-411
10/31/2009	Dominic Randolph	Fordham	23-35-314
11/14/2009	Dominic Randolph	Lafayette	23-37-348
11/28/2009	Dominic Randolph	Villanova	31-51-347

THE LAST TIME AN INDIVIDUAL . . .

CATEGORY

HOLY CROSS

OPPONENT

Fumble Return For TD
Kickoff Return For TD
Punt Return For TD
Interception Return For TD
Blocked Punt Return For TD
Blocked Field Goal Return For TD
Scored Defensive Extra Point

68 yds, Cav Koch at Lafayette, 11/13/2010
 75 yds, Mike Fess vs. Bucknell, 11/20/2010
 85 yds, Freddie Santana vs. Howard, 9/4/2010
 44 yds, Daryl Brown at Lehigh, 10/20/2007
 5 yds, Dave Seger vs. Bucknell, 11/2/2002
 73 yds, Jeff Fisher at Boston College, 12/2/1978
 Matt Dugan vs. Marist, 11/6/2004

0 yds, Taylor Babcock, Dartmouth, 10/18/2008
 99 yds, Garry Coles, Sacred Heart, 9/12/2009
 87 yds, Brian Edwards, Harvard, 9/18/2004
 43 yds, Pat Scolah, Dartmouth, 10/16/2010
 2 yds, Tyrell Coon, Lafayette, 11/10/2007
 n / a
 Blake Costanzo, Lafayette, 11/13/2004

Blocked Punt
Blocked Field Goal
Blocked Extra Point
Safety

Perry Townsend at Lafayette, 11/13/2010
 Alex Carson at Brown, 10/10/2009
 Mude Ohimor vs. Bucknell, 11/20/2010
 Team at Massachusetts, 9/1/2007

Marcel Quarterman, Lafayette, 11/10/2007
 Michael Phillips, Lafayette, 11/13/2010
 Charles Bay, Dartmouth, 10/16/2010
 Lamont Sonds, Colgate, 10/23/2010

Rushed For 100 Yards
Rushed For 200 Yards
Rushed For 300 Yards
Two Players Rushed For 100 Yards

116 yds, Dominic Randolph vs. Colgate, 10/24/2009
 201 yds, Steve Silva at Bucknell, 11/19/2005
 337 yds, Gill Fenerty vs. Columbia, 10/29/1983
 126 yds, Joe Chambers & 109 yds, John Aloisi at Lehigh, 11/8/1997

155 yds, Nate Eachus, Colgate, 10/23/2010
 206 yds, Jordan Scott, Colgate, 11/17/2007
 n / a

Rushed For 3 TDs
Rushed For 4 TDs
60-Yard Rushing Play
70-Yard Rushing Play
80-Yard Rushing Play
90-Yard Rushing Play

3 TDs, Mike Kielt at Dartmouth, 10/18/2008
 4 TDs, Steve Silva at Bucknell, 11/19/2005
 74 yds, Terrance Gass at Lehigh, 10/20/2007
 74 yds, Terrance Gass at Lehigh, 10/20/2007
 n / a
 n / a

140 yds, Kadero Watson & 105 yds, Kenny Davis, Bucknell, 11/19/2005
 3 TDs, Jordan Scott, Colgate, 11/17/2007
 5 TDs, Mike McLeod, Yale, 9/29/2007
 61 yds, Jonte Coven, Fordham, 11/3/2007
 80 yds, A.J. Kizekai, Bucknell, 10/27/2007
 80 yds, A.J. Kizekai, Bucknell, 10/27/2007
 n / a

Passed For 300 Yards
Passed For 400 Yards
Passed For 500 Yards
Completed 30 Passes
Completed 40 Passes
Passed For 4 TDs
Passed For 5 TDs
Passed For 6 TDs

347 yds, Dominic Randolph at Villanova, 11/28/2009
 411 yds, Dominic Randolph at Brown, 10/10/2009
 n / a
 31, Dominic Randolph at Villanova, 11/28/2009
 41, Dominic Randolph vs. Brown, 10/11/2008
 4 TDs, Dominic Randolph at Fordham, 10/31/2009
 5 TDs, Dominic Randolph at Northeastern, 10/3/2009
 6 TDs, Dominic Randolph at Brown, 10/6/2007

335 yds, Ryan O'Neil, Lafayette, 11/13/2010
 427 yds, John Skelton, Fordham, 10/31/2009
 526 yds, Michael Dougherty, Brown, 10/11/2008
 35, Ryan O'Neil, Lafayette, 11/13/2010
 43, John Skelton, Fordham, 10/31/2009
 4 TDs, Ryan O'Neil, Lafayette, 11/13/2010
 5 TDs, Mark Borda, Lehigh, 10/9/2004
 n / a

Caught 10 Passes
Caught 15 Passes
Had 100 Yards Receiving
Had 200 Yards Receiving
Two Players Had 100 Yards Receiving

11, Ryan Maher at UMass, 9/1/2007
 15, Gordie Lockbaum at Villanova, 11/19/1987
 118 yds, Freddie Santana vs. Bucknell, 11/20/2010
 211 yds, David Kasouf vs. Fordham, 11/9/2002
 122 yds, Jon Brock & 107 yds, Brett McDermott at Lafayette, 11/15/2008

13, Mark Layton, Lafayette, 11/13/2010
 15, Trevan Samp, Brown, 10/10/2009
 175 yds, Mark Layton, Lafayette, 11/13/2010
 206 yds, Trevan Samp, Brown, 10/10/2009
 154 yds, Jason Caldwell & 102 yds, Stephen Skelton, Fordham, 10/31/2009
 3 TDs, Javarus Dudley, Fordham, 11/8/2003
 4 TDs, Luke McArdle, Georgetown, 9/13/2003

Caught 3 TD Passes
Caught 4 TD Passes

3 TDs, Freddie Santana at Fordham, 10/31/2009
 4 TDs, Ari Confesor at Dartmouth, 10/19/2002

60-Yard Pass Play

75 yds, Dominic Randolph to Jon Brock at Colgate, 11/22/2008

79 yds, Marcello Trigg to A.J. Kizekai, Bucknell, 11/1/2008

70-Yard Pass Play

75 yds, Dominic Randolph to Jon Brock at Colgate, 11/22/2008

79 yds, Marcello Trigg to A.J. Kizekai, Bucknell, 11/1/2008

80-Yard Pass Play

86 yds, Erreick Stewart to Steve Green vs. Fordham, 11/18/2000

83 yds, Chris Brown to Luke Graham, Colgate, 11/23/2002

90-Yard Pass Play

95 yds, Tom Ciaccio to Mark Roman at Bucknell, 11/9/1991

98 yds, Steve Monaco to Emerson Foster, Rhode Island, 9/3/1988

Kicked 45 Yard Field Goal
Kicked 50 Yard Field Goal
Kicked 4 Field Goals

46 yds, Matt Partain vs. Brown, 10/11/2008
 n / a
 5 FGs, Chris Vella at Army, 9/7/2002

47 yds, Will Carney, Bucknell, 11/1/2008
 51 yds, Rick Ziska, Lafayette, 11/12/2005
 4 FGs, Chris Lutz, Princeton, 9/24/1988

Punted 60 Yards
Punted 70 Yards

63 yds, Don Lemieux vs. Howard, 9/4/2010
 73 yds, Mike Holloway vs. Lafayette, 11/10/2007

79 yds, Tom Kondash, Lafayette, 11/15/2008
 79 yds, Tom Kondash, Lafayette, 11/15/2008

THE LAST TIME A TEAM . . .

CATEGORY	HOLY CROSS	OPPONENT
Had 400 Yards Total Offense	406 yds vs. Brown, 10/9/2010	513 yds, Lafayette, 11/13/2010
Had 500 Yards Total Offense	500 yds vs. Fordham, 10/2/2010	513 yds, Lafayette, 11/13/2010
Had 600 Yards Total Offense	614 yds vs. Georgetown, 9/22/2007	627 yds, Fordham, 10/31/2009
Had 200 Yards Rushing	202 yds at Fordham, 10/31/2009	209 yds, Lehigh, 11/6/2010
Had 300 Yards Rushing	312 yds vs. Georgetown, 9/22/2007	321 yds, Bucknell, 11/21/2009
Had 400 Yards Rushing	583 yds vs. Columbia, 10/29/1983	412 yds, Yale, 9/29/2007
Had 500 Yards Rushing	583 yds vs. Columbia, 10/29/1983	n / a
Had 300 Yards Passing	331 yds vs. Brown, 10/9/2010	335 yds, Lafayette, 11/13/2010
Had 400 Yards Passing	411 yds at Brown, 10/10/2009	427 yds, Fordham, 10/31/2009
Had 500 Yards Passing	n / a	526 yds, Brown, 10/11/2008
Had 30 First Downs	32 vs. Fordham, 10/2/2010	31, Lafayette, 11/13/2010
Had 35 First Downs	37 vs. Pennsylvania, 9/28/1991	38, Fordham, 10/31/2009
Scored 40 Points	41 at Fordham, 10/31/2009	45, UMass, 9/6/2008
Scored 50 Points	52 vs. Sacred Heart, 9/12/2009	56, Lafayette, 11/13/2004
Scored 60 Points	63 vs. Lafayette, 10/20/2001	62, Lehigh, 10/23/1999
Was Shut Out	at Harvard, 9/18/2004	Georgetown, 9/22/2007
Was Held Without A TD	at Harvard, 9/18/2004	Georgetown, 9/22/2007
Had 4 Turnovers	6 at Dartmouth, 10/16/2010	4, Dartmouth, 10/16/2010
Had 5 Turnovers	6 at Dartmouth, 10/16/2010	5, Georgetown, 9/27/2008
Had 6 Turnovers	6 at Dartmouth, 10/16/2010	6, Lehigh, 10/20/2007
Made 2-Point Conversion	at Dartmouth, 10/14/2006	Colgate, 10/23/2010
Failed 2-Point Conversion	vs. Dartmouth, 10/17/2009	Dartmouth, 10/18/2008
Missed Extra Point By Kick	at Lafayette, 11/13/2010	Bucknell, 11/20/2010
Won After Trailing By 14 Points	27-20 vs. Colgate, 11/17/2007 (trailed 14-0 in 2nd quarter)	45-42, UMass, 9/6/2008 (trailed 28-14 in 2nd quarter)
Won In The Final Minute	31-24 at Colgate, 10/23/2010 (scored winning TD with 0:05 remaining)	34-31, Brown, 10/10/2009 (kicked winning FG with 0:03 remaining)
Won In Overtime	24-21 at Dartmouth, 10/14/2006	31-28, Yale, 10/4/2008
Played A Tie Game	10-10 vs. Massachusetts, 9/8/1990	10-10, Massachusetts, 9/8/1990

YEAR-BY-YEAR RECORDS

Year	GP	W-L-T	Pct.	Year	GP	W-L-T	Pct.	Overall		Patriot League					
								Year	GP	W-L-T	Pct.	W-L-T	Pct.	Place	
1896	6	2-2-2	.500	1940	10	4-5-1	.450	1980	11	3-8-0	.273				
1897	8	4-3-1	.563	1941	10	4-4-2	.500	1981	11	6-5-0	.545				
1898	10	5-4-1	.550	1942	10	5-4-1	.550	1982	11	8-3-0	.727				
1899	10	5-5-0	.500	1943	8	6-2-0	.750	1983 \$	12	9-2-1	.792				
1890s	34	16-14-4	.529	1944	9	5-2-2	.667	1984	11	8-3-0	.727				
1900	9	5-3-1	.611	1945 %	10	8-2-0	.800	1985	11	4-6-1	.409				
1901	9	7-1-1	.833	1946	9	5-4-0	.556	1986 #	11	10-1-0	.909	4-0-0	1.000	1st	
1902	9	6-2-1	.722	1947	10	4-4-2	.500	1987 #	11	11-0-0	1.000	4-0-0	1.000	1st	
1903	10	8-2-0	.800	1948	10	5-5-0	.500	1988	11	9-2-0	.818	3-1-0	.750	2nd	
1904	9	2-5-2	.333	1949	10	1-9-0	.100	1989 #	11	10-1-0	.909	4-0-0	1.000	1st	
1905	9	6-3-0	.667	1940s	96	47-41-8	.531	1980s	111	78-31-2	.712	15-1-0	.938		
1906	8	4-3-1	.563	1950	10	4-5-1	.450	1990 #	11	9-1-1	.864	5-0-0	1.000	1st	
1907	10	1-7-2	.200	1951	10	8-2-0	.800	1991 #	11	11-0-0	1.000	5-0-0	1.000	1st	
1908	8	4-4-0	.500	1952	10	8-2-0	.800	1992	11	6-5-0	.545	4-1-0	.800	2nd	
1909	8	2-4-2	.375	1953	10	5-5-0	.500	1993	11	3-8-0	.273	2-3-0	.400	4th	
1900s	89	45-34-10	.562	1954	10	3-7-0	.300	1994	11	3-8-0	.273	3-2-0	.600	2nd	
1910	8	3-3-2	.500	1955	10	6-4-0	.600	1995	11	2-9-0	.182	1-4-0	.200	5th	
1911	9	4-5-0	.444	1956	9	5-3-1	.611	1996	11	2-9-0	.182	1-4-0	.200	6th	
1912	8	4-3-1	.563	1957	9	5-3-1	.611	1997	11	4-7-0	.364	2-4-0	.333	4th	
1913	9	3-6-0	.333	1958	9	6-3-0	.667	1998	11	2-9-0	.182	1-5-0	.167	6th	
1914	8	2-5-1	.313	1959	10	6-4-0	.600	1999	11	3-8-0	.273	2-4-0	.333	5th	
1915	8	3-3-2	.500	1950s	97	56-38-3	.593	1990s	110	45-64-1	.414	26-27-0	.491		
1916	9	4-5-0	.444	1960	10	6-4-0	.600	2000	11	7-4-0	.636	4-2-0	.667	2nd	
1917	7	3-4-0	.429	1961	10	7-3-0	.700	2001	10	4-6-0	.400	3-4-0	.429	5th	
1918	2	2-0-0	1.000	1962	10	6-4-0	.600	2002	12	4-8-0	.333	2-5-0	.286	6th	
1919	8	5-3-0	.625	1963	9	2-6-1	.278	2003	12	1-11-0	.083	1-6-0	.143	7th	
1910s	76	33-37-6	.474	1964	10	5-5-0	.500	2004	11	3-8-0	.273	1-5-0	.167	6th	
1920	8	5-3-0	.625	1965	10	2-7-1	.250	2005	11	6-5-0	.545	3-3-0	.500	4th	
1921	8	5-3-0	.625	1966	10	6-3-1	.650	2006	11	7-4-0	.636	4-2-0	.667	3rd	
1922	10	7-2-1	.750	1967	10	5-5-0	.500	2007	11	7-4-0	.636	4-2-0	.667	2nd	
1923	10	8-2-0	.800	1968	10	3-6-1	.350	2008	11	7-4-0	.636	5-1-0	.833	2nd	
1924	9	7-1-1	.833	1969	2	0-2-0	.000	2009 \$#	12	9-3-0	.750	5-1-0	.833	1st	
1925	10	8-2-0	.800	1960s	91	42-45-4	.484	2000s	112	55-57-0	.491	32-31-0	.508		
1926	10	7-1-2	.800	1970	11	0-10-1	.045	2010	11	6-5-0	.545	4-2-0	.667	2nd	
1927	9	6-3-0	.667	1971	10	4-6-0	.400	2010s	11	6-5-0	.545	4-2-0	.667		
1928	10	5-3-2	.600	1972	10	5-4-1	.550	115 Yrs 1126							
1929	10	6-4-0	.600	1973	11	5-6-0	.455	599-473-54		.556		77-61-0		.558	
1920s	94	64-24-6	.713	1974	11	5-5-1	.500	% Orange Bowl							
1930	10	8-2-0	.800	1975	11	1-10-0	.091	\$ NCAA Playoffs							
1931	10	7-2-1	.750	1976	11	3-8-0	.273	# Patriot League Champions							
1932	10	6-2-2	.700	1977	11	2-9-0	.182								
1933	9	7-2-0	.778	1978	11	7-4-0	.636								
1934	10	8-2-0	.800	1979	11	5-6-0	.455								
1935	10	9-0-1	.950	1970s	108	37-68-3	.356								
1936	10	7-2-1	.750												
1937	10	8-0-2	.900												
1938	9	8-1-0	.889												
1939	9	7-2-0	.778												
1930s	97	75-15-7	.809												

TRADITION OF EXCELLENCE

1896-1929:

THE EARLY YEARS

The first four seasons of Holy Cross football gave little indication of the great successes to come. In the school's first varsity game on Oct. 17, 1896, the Crusaders lost to Worcester Polytechnic Institute by a 10-0 margin. Later that first year, the Crusaders played the most controversial game in school history, a contest against Boston College which each school claims as a victory.

THE DISPUTED 1896 BOSTON COLLEGE GAME

On Nov. 14, 1896, Holy Cross claims to have won a 6-4 game over Boston College, while the Eagles claim to have won by a score of 8-6. With less than three minutes to play and the Crusaders leading 6-4, a fight broke out on the field. During the melee, Boston College's Hugh McGrath picked up the ball and crossed the Holy Cross goal line. The officials, however, did not allow the score, and the Eagles left the field in protest. The referee then awarded the win to Holy Cross, and the Crusaders left the field with an apparent victory. However, the story, does not end there. The referee decided to reverse his decision after a Boston College protest, and asked both teams to return to the field. Holy Cross refused and claimed a 6-4 win, while the Eagles returned to field, scored without opposition, and claimed to have taken an 8-6 victory.

OTHER HIGHLIGHTS

Sept. 26, 1903: The Crusaders defeat Massachusetts Agricultural College 6-0 in their first home game on campus.

Sept. 26, 1908: Holy Cross defeats Norwich 5-0, in the first game played at the present site of Fitton Field.

Oct. 30, 1920: Lou Smith boots a 38-yard field goal to hand Syracuse its first loss, 3-0.

Sept. 27, 1924: Holy Cross defeats Catholic 13-7, in the first game at the newly-constructed Fitton Field.

Nov. 29, 1924: The Crusaders whip Boston College 33-0, before 50,000 fans at Braves Field.

Oct. 17, 1925: Holy Cross scores its first victory over Harvard, as captain John Crowley kicks the extra point in a 7-6 comeback victory.

1930s:

THE ANDERSON ERA

The great Crusader teams of the 1930s were among the most dominating in school history, compiling a 75-15-7 record. The outstanding .809 winning percentage is the best of any decade in Holy Cross history, and the 76 wins were only exceeded by the 78 victories during the 1980s.

A large part of that success was due to Dr. Eddie Anderson, who took over as the Crusaders' coach in 1933. Anderson led Holy Cross from 1933-1938, and later returned for 15 more seasons from 1950-1964. During his initial stint, Anderson racked up a 47-7-4 mark, including the school's first two undefeated campaigns — 1935 (9-0-1) and 1937 (8-0-2).

The Anderson era began with a bang, as Holy Cross crushed St. Michael's 50-0 in his first game as Crusader mentor on Sept. 30, 1933, and just got better from there.

OTHER HIGHLIGHTS

Oct. 10, 1936: "Bullet" Bill Osmanski's 76-yard interception return sparks Holy Cross to a 7-0 win over Dartmouth, its first in the series.

THE UNDEFEATED 1935 SEASON

Dr. Eddie Anderson's 1935 squad finished the season with an overall record of 9-0-1, to become the first undefeated team in school history. En route to the undefeated season, Holy Cross topped Colgate 3-0 on a Rex Kidd field goal, handing the Red Raiders their first loss to an Eastern opponent in four years. Also included in that season was a 79-0 blitzing of Bates on Nov. 16 (the school's largest ever margin of victory), in which the Crusaders totaled 736 rushing yards and 12 touchdowns. Fittingly, Anderson's Crusaders finished their undefeated season with a 20-6 victory over Boston College on Nov. 30.

Nov. 26, 1938: Holy Cross completes an 8-1 season with a 29-7 win over Boston College, and the Crusaders end the season ranked ninth in the final Associated Press poll. Dr. Anderson leaves Holy Cross for the University of Iowa after compiling a 47-7-4 record over six seasons.

Oct. 14, 1939: Holy Cross beats Georgia 13-0, giving the Crusaders three victories over the Bulldogs in three years. The visiting Crusaders had to overcome some shaky officiating from the southern officials, who later got into a showing match with the two northern officials.

1940s:

OF BOWLS & UPSETS

The Holy Cross teams of the 1940s did not distinguish themselves with their record (47-41-8), but instead with a pair of performances that are vivid in the minds of many even today.

In one of the greatest upsets in college football history, Holy Cross stunned undefeated and top-ranked Boston College 55-12 at Fenway Park on Nov. 28, 1942. Johnny Bezemes caught two touchdown passes from John Grigas, threw for a score, and returned an interception 64 yards for another touchdown, helping knock the Eagles out of a Sugar Bowl berth. Holy Cross finished just 5-4-1, but was 19th in the final Associated Press poll. That night, 496 people died in a fire at the Cocomut Grove night club, where Boston College had planned a victory celebration, but cancelled after the loss. The fire was the nation's worst since 1903.

A few years later, the Crusaders faced Miami on Jan. 1, 1946, in the Orange Bowl, suffering a 13-6 defeat. The game was tied 6-6 in the closing seconds when Holy Cross tried a last-play long pass, but Miami's Al Hudson intercepted the tipped pass and took it back 89 yards for the game-winning touchdown.

OTHER HIGHLIGHTS

Sept. 27, 1941: The Crusaders open the season with a 19-13 victory over Louisiana State at Tiger Stadium in Baton Rouge, La.

Oct. 14, 1945: A Fitton Field crowd of 26,000 sees Stan Koslowski score two touchdowns, pass for another and kick two extra points in a 26-7 victory over Villanova. Later that season, Koslowski would throw Holy Cross' only touchdown pass in the Orange Bowl loss to Miami.

TRADITION OF EXCELLENCE

1950s:

THE ANDERSON ERA, PART II

After departing Holy Cross for Iowa in 1939, Anderson returned to Worcester to guide the Crusaders from 1950 to 1964. Although not quite as successful as his first stint with Holy Cross in the 1930s, Anderson's teams in the 1950s team compiled a 56-38-3 mark (.593). During his second tenure, Anderson's Crusaders also managed to defeat Boston College seven times.

OTHER HIGHLIGHTS

Dec. 2, 1950: Trailing Boston College 14-0, after suffering a 76-0 defeat against the Eagles the year before, Johnny Turco's 97-yard kickoff return sparks Holy Cross to a 32-14 win.

Sept. 26, 1953: Holy Cross defeats Dartmouth 28-6 in Lynn, Mass., in the first nationally televised game from New England.

Nov. 6, 1955: After Tony Santaniello recovers a Dayton fumble, Tom Roberts hits Dale Hohl for a nine-yard score with just 50 seconds remaining for a 13-7 victory.

Dec. 1, 1956: Bill Smithers finds Paul Toland with 39 seconds left for a 7-0 win over Boston College.

Nov. 30, 1957: Vince Promuto recovers eight Boston College fumbles in Holy Cross' soggy 14-0 victory.

Oct. 18, 1958: John Esposito's 81-yard return of a blocked field goal late in the game gives the Crusaders a 14-8 win over Dartmouth.

1960s:

A SHORTENED SEASON

The highlight, such as it is, of this decade was the season that wasn't — 1969. Along with the 1918 team, the 1969 squad played the shortest schedule of any Crusader team — just two games. After losing to Harvard and Dartmouth to start the season, nearly 90 players and coaches from Bill Whitton's squad were inflicted with hepatitis, forcing the cancellation of the final eight games of the season. In a touching gesture, the team from Sacramento State decided to dedicate its season to Holy Cross, wearing the Crusaders' purple jerseys against Puget Sound and flying Crusader co-captains Tom Lamb and Bill Moncevicz to the game. Sacramento State flanker Mike Carter, who initiated his school's involvement with Holy Cross, was presented with an honorary O'Melia Award.

OTHER HIGHLIGHTS

Nov. 28, 1964: In Anderson's final game as Crusader coach, Holy Cross falls to Boston College 10-8. Anderson finished his 21 seasons at Holy Cross with a 129-67-8 (.652) record.

Nov. 26, 1966: Jack Lentz hits Pete Kimener for a touchdown in the final minute to beat Boston College, 32-26. Mike Kaminski had kicked a pair of then-record 44-yard field goals in the first quarter. Lentz becomes the first player to win the Edward O'Melia Award twice.

1970s:

TRYING TIMES

Any program that spans a century is bound to have some down years, and for Holy Cross football that period was the 1970s. Amazingly, this is one of just four decades in which the Crusaders finished below .500, as they posted an overall mark of 37-68-3 (.352) from 1970-1979. Even in the down times, however, Holy Cross had some high points — in this case back-to-back wins over Boston College in 1977 and 1978. In addition, head coach Ed Doherty took over a team that had not won a game since 1968 and directed the Crusaders to a 4-6 mark in 1971 — becoming the first coach to earn New England Coach of the Year honors with a losing record.

PAT MCCARTHY IN THE NCAA RECORD BOOK

A trio of NCAA records by a Crusader quarterback have stood the test of time. Pat McCarthy (Class of 1963) stands among Holy Cross' all-time leaders in scoring (176 points), touchdown runs (25), total offense (4,534 yards) and passing yards (3,289), but his knack for the two-point conversion remains impressive almost 50 years later. In 1960, McCarthy scored six two-point conversions, which is still tied for the best single-season performance in NCAA history. His career totals of 13 conversion runs and 19 conversion passes are also NCAA records, which he continues to hold by himself.

OTHER HIGHLIGHTS

Oct. 17, 1970: In a 33-23 loss to Boston University, Colin Clapton connects with Eddie Jenkins on a 99-yard touchdown pass, tying an NCAA record.

Sept. 16, 1972: Joe Wilson romps to what was then a school-record 274 yards rushing, to lead Holy Cross to a 24-14 victory over Rutgers.

Sept. 21, 1974: John Provost intercepts four passes and returns two punts (59 and 82 yards) for scores against Brown. Provost would finish his career with 27 interceptions and 470 interception return yards, both of which currently rank as the second-most in NCAA Division I-AA history.

Sept. 23, 1978: The Crusaders travel to Colorado Springs, Colo., and post a 35-18 victory over a Bill Parcels-coached Air Force team.

1980s:

RETURN TO DOMINANCE

Simply put, the Crusaders of the 1980s were the most consistently dominating of any teams in school history. The numbers are gaudy: Holy Cross won more than 70 percent of its games (78-31-2, .711), outscored the opposition by an average of more than 10.5 points per game (27-16), won five Lambert Cups, four ECAC team of the year awards, and three of the initial four Patriot League championships.

The turning point for the program came on Dec. 17, 1980, when athletic director Ron Perry announced that Rick Carter would take the helm of the Crusaders, after leading Dayton to a 14-0 mark and the Division III national championship. On Sept. 12, 1981, Holy Cross topped Boston University 14-6 in Carter's debut, and the Crusaders' first game as a Division I-AA team. Carter compiled a 35-19-2 record in his five seasons, including leading Holy Cross to its only Division I-AA playoff game, a 28-21 home loss to Western Carolina in 1983.

Mark Duffner took over as head coach of the Crusaders on Feb. 8, 1986 — just six days after the death of Carter — and took an already successful program and turned it into the finest in Division I-AA. In his six seasons, Duffner's teams never won fewer than nine games, as he compiled an unbelievable 60-5-1 record.

TRADITION OF EXCELLENCE

But great coaches need great players, and the Crusaders of the 1980s were blessed with many. In addition to Gordie Lockbaum, Holy Cross had 12 other players earn first team All-America honors during the decade, and eight more earn second or third team honors — including the school's all-time leaders in rushing yards (Gill Fenerty, 3,680 yards), passing yards (Jeff Wiley, 9,698 yards) and interceptions (Dave Murphy, 28 interceptions, most in New England history and second-most in NCAA Division I-AA history).

OTHER HIGHLIGHTS

Oct. 29, 1983: Gill Fenerty has a spectacular game against Columbia, rushing for a school-record 337 yards and six touchdowns on just 18 carries (18.7 yards per carry).

Dec. 3, 1983: Third-ranked Holy Cross falls to Western Carolina 28-21, in the Division I-AA quarterfinals. The Crusaders claim their first Lambert Cup, and Rick Carter is named National Coach of the Year.

Dec. 1, 1984: A crowd of 25,000 fans pack Fitton to see Boston College's Doug Flutie on the day he would receive the Heisman Trophy. The Eagles won 45-10.

TWO-WAY STANDOUT GORDIE LOCKBAUM

If Gordie Lockbaum is not the greatest player in Holy Cross history, he is at least the most highly decorated. Lockbaum finished fifth in the Heisman Trophy voting as a junior, and then jumped to third in the voting as a senior, after capping his remarkable two-way career as a Crusader. Lockbaum was featured on numerous television shows, newspapers and magazines — including a feature in *Sports Illustrated*. Lockbaum was more than two-way hype however, as he still holds eight school records, in addition to being a two-time All-America selection for his play as a defensive back. His most explosive effort was a six touchdown performance against Dartmouth on Homecoming in 1986. Lockbaum was elected to the College Football Hall of Fame in 2001.

Sept. 13, 1986: Scott Rudy's 82-yard interception return for a touchdown lifts Holy Cross to a 17-14 win over Lehigh in the Colonial League's inaugural game.

Oct. 18, 1986: Bill Young's 38-yard field goal and a heroic defensive stand in the final minutes lift the Crusaders to a 17-14 victory at Army.

Nov. 22, 1986: Unbeaten Holy Cross takes a 14-0 lead over Hall of Fame Bowl-bound Boston College, but the Eagles come back to win 56-26 before a crowd of 25,000 at Fitton Field. The 82-game series is discontinued three months later.

Sept. 26, 1987: Quarterback Jeff Wiley throws for 414 yards and seven touchdowns in a 63-6 rout of Lehigh.

Nov. 19, 1987: Playing before an ESPN national television audience, Holy Cross defeats Villanova, 39-6, to complete its first 11-0 campaign and finish the season ranked No. 1 in the polls. Gordie Lockbaum catches 15 passes for 196 yards and sets or ties seven school records in his final game.

Sept. 24, 1988: Darin Cromwell laterals to Tim Donovan for a 72-yard kickoff return touchdown as time expires, stunning Princeton 30-26.

Sept. 9, 1989: In his first collegiate start, quarterback Tom Ciaccio completes 31 of 43 passes for a school-record 449 yards (in addition to finishing with a school-record 491 yards of total offense) in a 38-17 drubbing of Villanova.

1990s:

A DECADE OF TRANSITION

The start of the 1990s was really a continuation of the heady successes of the 1980s, as the final two seasons of Mark Duffner's reign resulted in another pair of Patriot League titles in 1990 (9-1-1) and 1991 (11-0). But the 1990s also saw full transition to the non-scholarship Patriot League.

The 1990s also featured a pair of milestones, as the Crusaders won their 500th game and made their first international trip. Win No. 500 came on Nov. 3, 1990, when Holy Cross defeated Bucknell 43-14. The first trip outside the country saw the Crusaders down Fordham 24-19 on Nov. 16, 1991, at the Wild Geese Classic in Limerick, Ireland. That win was also Holy Cross' 19th straight, breaking the Division I-AA record held by Eastern Kentucky.

OTHER HIGHLIGHTS

Nov. 17, 1990: The Holy Cross defense limits Colgate to 14 rushing yards in a 35-6 victory, clinching the Patriot League title. The Crusaders win their ninth straight game, and the defense finishes the season allowing just 106 points, the fewest since 1958.

Oct. 19, 1991: Mark Roman makes 11 catches for a school-record 216 yards in Holy Cross' 42-28 comeback win over Brown.

Oct. 26, 1991: In a battle of unbeaten teams that went above and beyond expectations, Holy Cross out-slugged Lehigh for a 43-42 victory in one of the school's most exciting games ever. The score was tied 7-7 at halftime, before the teams went out to combine for a league record 1,172 yards in total offense.

Nov. 23, 1991: The Crusaders complete their second-ever 11-0 season with a 28-3 thumping of Colgate at Fitton Field. Holy Cross finishes the season at No. 3 in the Division I-AA national poll, its second-highest ranking ever.

Nov. 6, 1993: Chris Summers catches eight passes for 127 yards and a school-record four touchdowns against Lafayette. He finishes the year with a Holy Cross single-season record 13 touchdown receptions.

Sept. 17, 1994: J.R. Walz rushes for 103 yards on 12 carries, becoming the first Holy Cross freshman to record 100 yards or more in the Division I-AA era.

Nov. 5, 1994: Rob Callahan throws a 38-yard scoring pass to John Myers with eight seconds remaining, as Holy Cross tops Bucknell 27-20 at Fitton Field. Earlier in the game, Anthony Pignio hit a 47-yard field goal to become the school's all-time leader in field goals made. He would finish his career with 37.

Oct. 28, 1995: Four years after the Holy Cross-Fordham clash in Ireland, the teams once again travel abroad, meeting in Bermuda Bowl III. Fordham prevails 17-10 in a contest played in National Stadium in Hamilton, Bermuda.

Nov. 22, 1997: Jeff Laboranti breaks the school record for career receiving yards by catching seven passes for 102 yards in the final game of his career. Earlier in the season he set the career mark for receptions.

Oct. 17, 1998: In the first overtime game in school history, the Crusaders fall at Harvard 20-14.

Nov. 20, 1999: Brian Hall becomes the first player in school history to throw for more than 300 yards (301) and rush for more than 100 yards (105) in the same game, while accounting for four touchdowns.

2000s:

A NEW MILLENNIUM

The Holy Cross football team entered the new millennium with high hopes of returning to the dominance of the 1980s. The opening season of the decade put the Crusaders back on the map in New England football circles. Holy Cross posted a mark of 7-4 in 2000, good for the Crusaders' highest win total since 1991.

Entering head coach Tom Gilmore's sixth season, Holy Cross has posted five straight winning campaigns as it continues its rise back to the top of Division I-AA football. In 2009, the Crusaders won their first Patriot League championship since 1991, and advance to the NCAA playoffs for the first time since 1983.

OTHER HIGHLIGHTS

Oct. 7, 2000: David Thompson and Erreck Stewart are picked as co-winners of the Johnny Turco Memorial Award, becoming the first players to share the honor.

Nov. 4, 2000: Ryan Rolfert hits a 39-yard field goal as time expires to lead Holy Cross to a 10-9 win over Bucknell.

Oct. 20, 2001: Brian Hall leads the Crusaders to a 63-53 victory over Lafayette, completing 32 of 42 passes for 416 yards and five touchdowns.

Sept. 7, 2002: Holy Cross defeats a Division I-A opponent for the first time since 1987, with a 30-21 victory at Army.

Sept. 27, 2003: Holy Cross falls at San Diego 46-45 in double overtime, marking the first two-overtime game ever played by the Crusaders.

Nov. 22, 2003: Ari Confesor posts 11 receptions for 161 yards in the season finale against Colgate, to set school single-season (1,213) and career (2,352) marks for receiving yards.

Nov. 20, 2004: The Crusaders post their first-ever overtime win, defeating Georgetown 31-28.

Sept. 3, 2005: Steve Silva accounts for six touchdowns — three rushing, two passing and one receiving — in a 56-21 victory over Sacred Heart.

Oct. 15, 2005: Steve Silva sets school single-game records with 353 all-purpose yards and 167 punt return yards in a 28-16 win over Dartmouth.

Sept. 15, 2007: Dominic Randolph throws four touchdown passes, including a 40-yard strike to Thomas Harrison with 19 seconds remaining, as Holy Cross defeats Harvard 31-28 at Fitton Field.

Oct. 6, 2007: The Crusaders post a thrilling 48-37 victory at Brown, as Dominic Randolph throws for 404 yards and six touchdowns.

Nov. 17, 2007: Holy Cross comes from behind to down Colgate 27-20 at Fitton Field, with Dominic Randolph throwing for 441 yards and accounting for 473 yards of total offense.

Oct. 4, 2008: The Crusaders suffer a 31-28 double overtime loss at Yale, after rallying from 14 points down with less than four minutes left in the fourth quarter.

Nov. 15, 2008: Dominic Randolph throws a 27-yard scoring pass to Rob Koster with six seconds left, as Holy Cross comes back for a 27-26 win at Lafayette.

Nov. 14, 2009: The Crusaders rally from a 12-point second quarter deficit to defeat Lafayette 28-26, clinching the Patriot League title.

Nov. 28, 2009: During a 38-28 loss at eventual national champion Villanova in the first round of the NCAA playoffs, Dominic Randolph breaks the all-time Division I-AA record for career completions. He finished the game and his career with 1,131 completions.

THE LEGEND OF DOMINIC RANDOLPH

After missing his entire freshman season in 2005 due to injury, few people expected anything out of quarterback Dominic Randolph heading into the 2006 campaign. A wide receiver in high school, he was just one of the players competing for the open quarterback job that fall. When Randolph first stepped onto the field on Sept. 2, 2006, little did people know that they were seeing the beginning of one of the greatest careers in college football history. Randolph would eventually break nearly every passing record in school history, finishing his career by completing 1,131 of 1,786 passes for 13,455 yards and 117 touchdowns. He posted a 30-13 record in the 43 games he played during his collegiate career, and became the first player in conference history to be selected the Patriot League Offensive Player of the Year three times.

Oct. 23, 2010: Ryan Taggart threw a 14-yard touchdown pass to Bill Edger with 5.2 seconds remaining in the fourth quarter, to give Holy Cross a 31-24 victory at Colgate.

POSTSEASON HISTORY

1946 Orange Bowl

Miami (Fla.) 13, Holy Cross 6

January 1, 1946 • Orange Bowl • Miami, Fla.

Al Hudson of Miami is the only player ever to score a touchdown after time had officially expired in an Orange Bowl. This climax, the greatest in Orange Bowl history, gave the Hurricanes a 13-6 victory over Holy Cross in the 1946 contest, which appeared certain to end in a 6-6 tie. The deadlock appeared so certain that thousands of the spectators had headed for the exits. They were stopped in their tracks by the roar of the crowd, who saw Hudson leap high on the northeast side of the field to intercept Gene DeFillipo's long, desperation pass on last play of the game — and turn it into an 89-yard touchdown return. It was to his credit that DeFillipo did not want to settle for a tie. He flung the pass to Fran Parker, a 6'4" end, at Miami's 11-yard line. Parker made a frantic snatch at the ball, which bounced off his hands and hovered in the air long enough for Hudson to grab it. The Hurricanes had opened the game with a 6-0 lead in the second quarter, driving just 26 yards after Stan Koslowski's punt was partially blocked by Carlos DiBuono. Joe Krull scored the touchdown from one yard out around left end, but Harry Ghaul's extra point attempt was blocked by Charley Stephenson. The Crusaders struck right back, with Koslowski tossing a 16-yard touchdown pass to Walter Brennan in the southeast corner of the field. Joe Byers had a key 54-yard run during the drive, but Koslowski missed the extra point to leave the score tied at 6-6. Neither team could muster much offense for the remainder of the game, before Hudson's interception return concluded the scoring.

Team Statistics	Holy Cross	Miami
First Downs	13	7
Rushing Yards	207	202
Passing Yards	62	0
Total Offense	269	202
Comp-Att-Int	8-20-2	0-10-4
Fumbles / Lost	1 / 1	1 / 1
Penalty Yards	5	35
Punts / Average	9 / 38.5	10 / 37.8

Scoring Summary	1st	2nd	3rd	4th	—	Total
Holy Cross	0	6	0	0	—	6
Miami	0	6	0	7	—	13

2nd UM—Krull 1 run (Ghaul kick blocked)
 HC—Brennan 16 pass from Koslowski (Koslowski kick failed)

4th UM—Hudson 89 interception return (Ghaul kick)

Attendance: 35,709

1983 NCAA Division I-AA Quarterfinals

Western Carolina 28, Holy Cross 21

December 3, 1983 • Fitton Field • Worcester, Mass.

In a game which proved to be one of the most exciting ever at Fitton Field, a well-oiled Western Carolina passing attack dissected the Holy Cross defense for a 28-21 win in the quarterfinals of the NCAA Division I-AA playoffs. Holy Cross jumped on top 7-0, as Gill Fenerty, coming off a shoulder separation, ran for a 33-yard touchdown early in the first period. It was not long, however, before a brilliant Western Carolina passing game had its first tally, a 30-yard pass from Jeff Gilbert to Eric Rasheed. A 7-7 halftime score had the 10,814 on hand anxious for a shootout in the second half. A hard hit in the first half kept Fenerty from further action, but substitute Sandy McMurtry stepped in and showed there was no difference between the two runners when he danced for a 38-yard touchdown and a 14-7 Crusader lead. Less than two minutes later, a Holy Cross breakdown gave the visitors a 14-14 tie after a 60-yard blocked punt return. For the first time, the stadium grew quiet. Another Gilbert scoring pass opened the fourth quarter, and Holy Cross trailed for the first time all day. Not to worry, the Crusaders' Chuck Doyle finished off a beautiful drive with a two-yard burst to tie the score again, at 21-21. But Western Carolina responded once again, as Gilbert hooked up with Rasheed for a 25-yard touchdown, making the score 28-21. Holy Cross would have the ball two more times, but was unable to score, and Western Carolina moved on to an eventual national runner-up finish.

Team Statistics	Western Carolina	Holy Cross
First Downs	20	19
Rushing Yards	32	217
Passing Yards	354	143
Total Offense	386	360
Comp-Att-Int	29-54-0	12-30-0
Fumbles / Lost	6 / 4	7 / 3
Penalties / Yards	10 / 83	4 / 40
Punts / Average	6 / 46.3	11 / 31.7
Punt Returns	2-8	1-4
Kickoff Returns	4-59	5-88
Time of Possession	30:34	29:26

Scoring Summary	1st	2nd	3rd	4th	—	Total
Western Carolina	0	7	7	14	—	28
Holy Cross	0	7	7	7	—	21

2nd 9:23 HC—Fenerty 33 run (Melink kick)
 1:54 WCU—Rasheed 30 pass from Gilbert (Biasucci kick)

3rd 9:06 HC—McMurtry 38 run (Melink kick)
 7:20 WCU—Simmons 60 blocked punt return (Biasucci kick)

4th 13:38 WCU—Kiser 15 pass from Gilbert (Biasucci kick)
 9:54 HC—Doyle 2 run (Melink kick)
 5:23 WCU—Rasheed 25 pass from Gilbert (Biasucci kick)

Stat Leaders	Western Carolina	Holy Cross
Rushing	Williams (10-26-0)	McMurtry (9-64-1) Fenerty (10-62-1) Muldoon (16-57-0) Doyle (13-45-0)
Passing	Gilbert (28-52-343-3-0)	Muldoon (10-24-116-0-0)
Receiving	Kiser (9-94-1) Rasheed (5-89-2) DeLapp (5-70-0) West (5-49-0)	Totten (3-45-0) McMurtry (3-13-0)

Attendance: 10,814

POSTSEASON HISTORY

2009 NCAA Division I First Round

Villanova 38, Holy Cross 28

November 28, 2009 • Villanova Stadium • Villanova, Pa.

Dominic Randolph accounted for 353 yards of total offense and four touchdowns, but 17th-ranked Holy Cross was defeated by No. 2 Villanova 38-28 at Villanova Stadium in the first round of the NCAA football championship subdivision playoffs. Villanova took the opening kickoff and marched right down the field, taking a 7-0 lead on a six-yard scoring run by Aaron Ball. The Crusaders responded on their first possession, with Randolph rushing two yards for a touchdown. The Wildcats came right back with 29-yard touchdown pass from Chris Whitney to Dorian Wells, before Randolph threw a two-yard scoring strike to Alex Schneider to tie the game at 14-14 at the end of the first quarter. On Villanova's next possession, Michael Wright forced a fumble at the Holy Cross 15-yard line, but the officials ruled that the runner was down, allowing the Wildcats to keep the ball. Four plays later, Whitney scored on a one-yard rush to make the score 21-14. Angelo Babbaro then added a two-yard touchdown run late in the second quarter, and Villanova led 28-14 at halftime. In the third quarter, Bill Edger caught a 17-yard touchdown pass from Randolph, before Matt Szczur scored on a five-yard run for the Wildcats to make the score 35-21. Early in the fourth quarter, Randolph hooked up with Schnieder on a five-yard scoring pass to cut the Villanova lead to seven points. But Nick Yako then kicked a 25-yard field goal to put the Wildcats up 38-28, and Villanova was able to hang on for the victory. C.J. Martin led the Holy Cross defense with 13 total tackles, including two tackles for loss.

Team Statistics	Holy Cross	Villanova
First Downs	24	30
Rushing Yards	46	298
Passing Yards	347	239
Total Offense	393	537
Comp-Att-Int	31-51-0	16-23-0
Fumbles / Lost	0 / 0	1 / 0
Penalties / Yards	2 / 10	5 / 44
Punts / Average	5 / 33.4	3 / 38.7
Punt Returns	0-0	2-0
Kickoff Returns	5-83	4-88
Time of Possession	24:18	35:42

Scoring Summary	1st	2nd	3rd	4th	—	Total
Holy Cross	14	0	7	7	—	28
Bucknell	14	14	7	3	—	38

1st	10:11	VU—Ball 6 run (Yako kick)
	4:54	HC—Randolph 2 run (Dornfried kick)
	2:49	VU—Wells 29 pass from Whitney (Yako kick)
	0:11	HC—Schneider 2 pass from Randolph (Dornfried kick)
2nd	8:58	VU—Whitney 1 run (Yako kick)
	0:57	VU—Babbaro 2 run (Yako kick)
3rd	5:05	HC—Edger 17 pass from Randolph (Dornfried kick)
	2:13	VU—Szczur 5 run (Yako kick)
4th	13:37	HC—Schneider 5 pass from Randolph (Dornfried kick)
	7:18	VU—Yako 25 field goal

Stat Leaders	Holy Cross	Villanova
Rushing	Houghton (5-26-0)	Ball (23-99-1) Babbaro (10-75-1)
Passing	Randolph (31-51-347-3-0)	Whitney (16-23-239-1-0)
Receiving	Edger (7-104-1) Chmielinski (7-85-0) Schneider (7-52-2)	Szczur (7-130-0)

Attendance: 4,319

ALL-TIME HEAD COACHES

DR. A. C. N. PETERSON

1896-1897: 6-5-3

Peterson was a Worcester resident who starred at tackle and on the rowing team at Penn State. He coached in the controversial 1896 game with Boston College in which Holy Cross claims a 6-4 win.

JOHN J. CORBETT

1898: 1-0

For reasons undetermined, Corbett coached but one game at Holy Cross, defeating Massachusetts 23-0 in 1898.

MAURICE CONNOR

1898-1902: 27-15-4

An 1896 graduate of Harvard, Connor took over during the 1898 season, and led the Crusaders to a 7-1-1 mark in 1901. Connor later became a lawyer, and passed away on March 22, 1939.

MAJOR FRANK CAVANAUGH

1903-1905: 16-10-2

Cavanaugh coached Holy Cross for three seasons, and also spent time as head coach at Cincinnati in 1898 (5-1-3), Dartmouth from 1911-1916 (42-9-3), Boston College from 1919-1926 (48-14-5) and Fordham from 1927-1932 (34-14-4). He compiled a 145-48-17 career mark with 105 shutouts in 210 games, and was inducted into the College Football Hall of Fame in 1954. A native of Worcester, Cavanaugh captained the 1898 Dartmouth team from his end position. He earned the nickname 'Iron Major' from shrapnel lodged in his head in World War I, and passed away on Aug. 29, 1933.

GEORGE W. KING

1906: 4-3-1

A 1904 Holy Cross graduate and All-America center, King coached but eight games. He died on Feb. 6, 1961.

TIMOTHY F. LARKIN

1907-1912: 18-25-8

The first Holy Cross coach to post a losing record, Larkin was a 1905 graduate who played quarterback and was inducted in the Holy Cross Hall of Fame. Larkin also earned a law degree in 1909, and later became a reporter for the *Worcester Gazette*. He passed away on Jan. 14, 1960.

HARRY VAN KERSBERG

1913: 3-6

Van Kersberg lasted just one season at Holy Cross, but counted a 13-0 defeat of Boston College among his victories.

LUKE J. KELLY

1914-1917: 12-17-3

Kelly spent four seasons as head coach, with his teams posting shutout victories over Boston College in both 1914 and 1915.

BART F. SULLIVAN

1918: 2-0

Sullivan was called 'Mr. Holy Cross' for his 52-year tenure as track coach, trainer and football coach. A 1904 Olympian who later coached three Olympians, he was inducted into the Helms Foundation Hall of Fame in 1961 and the Holy Cross Hall of Fame in 1959. Sullivan, who finished third in the 1904 Boston Marathon, passed away in 1968.

CLEO A. O'DONNELL

1919-1929: 69-27-6

A 1908 Holy Cross graduate, O'Donnell ranks second all-time in games coached (102) and victories (69), and third in winning percentage (.706). He also spent time as the head coach at Purdue from 1916-1917 (5-8-1) and St. Anselm from 1935-1940 (27-11-1), leading St. Anselm to two undefeated seasons. In addition, O'Donnell was Holy Cross' athletic director from 1926-1935.

CAPTAIN JOHN J. McEWAN

1930-1932: 21-5-1

A 1914 All-American at Army, McEwan was called the greatest center in the history of college football at the time. He coached at Army from 1923-1925 (18-5-3) and Oregon from 1926-1929 (20-13-2), before moving to Holy Cross where he compiled a .796 winning percentage. He was fired with three games left in the 1932 season after a sideline fight with Bart Sullivan over the use of a player. A colonel in the Army and later the chairman of the New York Touchdown Club, McEwan also coached the Brooklyn Dodgers of the NFL and was inducted into the College Football Hall of Fame in 1962. He passed away on Aug. 9, 1970.

ARTHUR CORCORAN

1932: 0-1-2

An assistant to O'Donnell and McEwan, Corcoran finished the 1932 season, but his teams did not win a game or score a point.

DR. EDWARD N. ANDERSON

1933-1938, 1950-1964: 129-67-8

Anderson took two turns at the helm of Holy Cross football, and remains the all-time leader in games coached and wins. He had a 47-7-4 record in his first tenure, including undefeated marks in 1935 and 1937. In 1938, Anderson led the Crusaders to a 9-1 record and a No. 9 national ranking. He then spent eight years at Iowa from 1939-1942 and 1946-1949 (35-33-2), and in 1939 helped Nile Kinnick win the Heisman Trophy while earning National Coach of the Year honors. Anderson returned to Holy Cross in 1950 and was 82-60-4 in his second tenure, including 8-2 marks in 1951 and 1952. Anderson graduated from Notre Dame, where he played end and served as team captain under Knute Rockne. He also coached at Loras (16-6-1) and DePaul (21-22-4), while earning a medical degree from Rush Medical College and playing professional football. Anderson's career record of 201-128-15 still ranks him 16th all-time in Division I-A victories. Inducted into the College Football Hall of Fame in 1971, he passed away on April 26, 1974.

JOSEPH L. SHEEKETSKI

1939-1941: 15-11-3

Sheeketski came to Holy Cross in 1933 and coached the backfield for six seasons, before taking over for Eddie Anderson, earning the head coaching job on a secret ballot of the players. Sheeketski's 1939 team went 7-2, while his 1941 squad posted a 19-13 win at Louisiana State. He later coached at Nevada from 1947-1950 (24-18). A 1933 graduate of Notre Dame, Sheeketski played halfback for Knute Rockne. He passed away in 1996.

ANTHONY J. SCANLAN

1942-1944: 16-8-3

Scanlan served as the Crusaders' head coach for three seasons, and led Holy Cross to one of the greatest upsets in college football history, the 55-12 demolition of unbeaten and No. 1-ranked Boston College in 1942. Prior to his time with the Crusaders, Scanlan coached at St. Joseph's Prep in Philadelphia. Oddly, Scanlan never moved to Worcester and continued his position with his own textile firm in Philadelphia, commuting to some practices and games.

ALL-TIME HEAD COACHES

JOHN DAGROSA

1945-1947: 17-10-2

DaGrosa came to Holy Cross in 1942 as backfield coach, and worked under Ank Scanlon for three years, serving as day-to-day head of the team while Scanlon traveled in his other position. He then took over as head coach for three years, and in 1945 guided Holy Cross to a sterling 8-2 mark and an Orange Bowl appearance. A graduate of Colgate, DaGrosa coached the line at Georgetown while studying law, and also served as an assistant at Temple and with the Philadelphia Eagles. Throughout his tenure at Holy Cross, he also held a federal appointment.

DR. WILLIAM T. OSMANSKI

1948-1949: 6-14-0

A 1939 Holy Cross graduate, Osmanski led the Crusaders for two seasons from 1948-1949. A native of Providence, R.I., he scored touchdowns on his first and last carries at Holy Cross, and is the only player in school history to have his jersey number (25) retired. Osmanski then joined the Chicago Bears, and in 1939 became the NFL's first rookie to earn all-league honors. He studied dentistry at Northwestern while playing for the Bears, and accumulated five world championship rings. Following a stint in the Navy, he returned to the Bears as backfield coach. Osmanski was inducted into the College Football Hall of Fame in 1973, and passed away on Dec. 25, 1996.

MELVIN G. MASSUCCO

1965-1966: 8-10-2

Massucco served as Holy Cross' head coach for two years, with his 1966 team going 6-3-1. He was previously an assistant coach for 11 years, in addition to serving as hockey coach, a freshman baseball and lacrosse assistant, recruiting coordinator and assistant to the athletic director. A 1954 graduate of Holy Cross, Massucco was a three-year starter at halfback and punter, earning All-East and Catholic All-America honors. Massucco also served as the head coach at Worcester Polytechnic Institute from 1967-1977 (25-60-1), and was a color commentator on Crusader football radio broadcasts. He passed away on March 23, 2002.

TOM BOISTURE

1967-1968: 8-11-1

Boisture took over as the Crusaders' head coach in 1967, serving for two years. His top season came in 1967, when he led Holy Cross to a 5-5 record. Prior to his time as head coach, Boisture served as the Crusaders' defensive coordinator in 1966, and as offensive backfield coach at Houston for four years. A native of Detroit, Mich., he went on to spend several years as the New York Giants director of player personnel. Boisture is a 1955 graduate of Mississippi State, where he was a two-way guard. In addition, his son, Dave, played quarterback at Holy Cross from 1979-1981. Boisture passed away on March 11, 2011.

BILL WHITTON

1969-1970: 0-12-1

Named the Crusaders' head coach in 1969, Whitton's first team played and lost two games before an outbreak of infectious hepatitis ended the season. The next year was not much better, as the team went 0-10-1. Prior to his time with the Crusaders, Whitton served as an assistant coach at Lehigh for six years and at Princeton for 13 seasons. Born in Scotland in 1920, Whitton had a three-year football career as two-way end at St. Lawrence University, graduating in 1947. He passed away on Nov. 1, 2007.

ED DOHERTY

1971-1975: 20-31-2

Doherty spent five years as Holy Cross' head coach from 1971-1975. During the 1971 season, he became the first man to earn New England Coach of the Year honors with a losing record, as his team went 4-6 following an 0-10-1 campaign in 1970. Prior to his time with the Crusaders, Doherty served as the head coach at Arizona State from 1947-1950 (25-17), Rhode Island in 1951 (3-5), Arizona from 1957-1958 (4-15-1) and Xavier from 1959-1961 (15-15). Doherty graduated from Boston College in 1944, and was a two-time All-East quarterback. He passed away on Jan. 2, 2000, in Tucson, Ariz.

NEIL WHEELWRIGHT

1976-1980: 20-35-0

Wheelwright served as the Crusaders' head coach for five seasons, from 1976-1980. His teams posted victories over Boston College in both 1977 (35-20) and 1978 (30-29), marking Holy Cross' last two wins over the Eagles. A 1954 graduate of Springfield College, Wheel-

wright came to Holy Cross after posting a 41-37-2 record as the head coach at Colgate from 1968-1975. He also spent time as an assistant at Hofstra and Colgate.

RICK CARTER

1981-1985: 35-19-2

Carter spent five seasons as the Crusaders' head coach from 1981-1985, laying the groundwork for the success Holy Cross would achieve in the late 1980s and early 1990s. His 1983 team was ranked No. 3 in the nation, and remains the only Holy Cross team to ever qualify for the NCAA Division I-AA playoffs. The Crusaders also won the Lambert Cup and were named the ECAC Team of the Year in 1983, as Carter took home National Coach of the Year honors. Carter came to Holy Cross after compiling a 39-7-2 record in four seasons at Dayton (1977-1980). In 1980, he led the Flyers to the Division III national title, posting a 14-0 record and earning National Coach of the Year honors. Carter also went 36-11 in five years as head coach at Hanover (1972-1976), and 27-21-3 in six years at Earlham College (1966-1971). A 1964 graduate of Earlham, Carter was an All-America quarterback on the football team. He passed away on Feb. 2, 1986.

MARK DUFFNER

1986-1991: 60-5-1

Named head coach on Feb. 8, 1986, Duffner took over a team in a state of emotional despair and quickly transformed it into the nation's most successful Division I-AA program. He guided the Crusaders to a 60-5-1 record in six seasons, including 11-0 marks in 1987 and 1991. Holy Cross won five Patriot League championships, four Lambert Cups and four ECAC Team of the Year awards during Duffner's tenure, and also earned the No. 1 ranking in the final 1987 NCAA Division I-AA poll. In addition, he was named National Coach of the Year three times. Duffner left Holy Cross following the 1991 season to become head coach at Maryland, where he went 20-35 in five seasons. A native of Annandale, Va., Duffner was a standout defensive tackle at William & Mary, graduating in 1975. He also served as an assistant coach at Ohio State, defensive coordinator at Cincinnati and defensive coordinator at Holy Cross. Inducted into the Holy Cross Hall of Fame in 2008, Duffner is currently the linebackers coach for the Jacksonville Jaguars.

ALL-TIME HEAD COACHES / COACHING RECORDS

PETER VAAS

1992-1995: 14-30

A native of Westwood, Mass., Vaas spent four seasons as the Crusaders' head coach from 1992-1995. His only winning season came in 1992, when he led his squad to a second place finish in the Patriot League. A 1974 Holy Cross graduate, Vaas started at quarterback for three seasons. He was also the head coach at Allegheny College from 1986-1989 (29-11-1), leading his team to the 1987 NCAA Division III play-offs. Currently the quarterbacks coach at South Florida, Vaas also spent time as an assistant coach at Allegheny, Duke, Miami (Ohio), New Hampshire and Notre Dame.

DAN ALLEN

1996-2003: 26-63

Allen spent eight seasons as head coach at Holy Cross from 1996-2003. He earned New England Coach of the Year honors in 2000 after leading the Crusaders to a 7-4 record and a second place finish in the Patriot League. Prior to his time with the Crusaders, Allen served as head coach at Boston University from 1990-1995, leading the Terriers to a 35-34 record. He was named the Division I-AA National Coach of the Year in 1993 after leading his squad to a 12-1 record, and guided Boston University to NCAA playoff appearances in 1993 and 1994. Previously, Allen spent eight seasons as an assistant coach at Holy Cross under Carter and Duffner. He passed away on May 16, 2004.

ALL-TIME HOLY CROSS HEAD COACHING VICTORIES

	<i>Name</i>	<i>Seasons as Coach</i>	<i>Yrs</i>	<i>G</i>	<i>W-L-T</i>	<i>Pct.</i>
1.	Edward N. Anderson	1933-1938, 1950-1964	21	204	129-67-8	.652
2.	Cleo A. O'Donnell	1919-1929	11	102	69-27-6	.706
3.	Mark S. Duffner	1986-1991	6	66	60-5-1	.916
4.	Tom Gilmore	2004-present	7	78	45-33-0	.577
5.	Rick E. Carter	1981-1985	5	56	35-19-2	.643
6.	Maurice Connor	1898-1902	5	46	27-15-4	.630
	Dan Allen	1996-2003	8	89	27-62-0	.303
8.	John J. McEwen	1930-1932	3	27	21-5-1	.796
9.	Ed Doherty	1971-1975	5	53	20-31-2	.396
	Neil Wheelwright	1976-1980	5	55	20-35-0	.364
11.	Timothy F. Larkin	1907-1912	6	51	18-26-7	.421
12.	John (Ox) DaGrosa	1945-1947	3	29	17-10-2	.621
13.	Anthony J. Scanlan	1942-1944	3	27	16-8-3	.648
	Frank Cavanaugh	1903-1905	3	28	16-10-2	.607
15.	Joseph L. Sheeketski	1939-1941	3	29	15-11-3	.569
16.	Peter J. Vaas	1992-1995	4	44	14-30-0	.318
17.	Luke L. Kelly	1914-1917	4	32	12-17-3	.422
18.	Melvin G. Massucco	1965-1966	2	20	8-10-2	.450
	Tom Boisture	1967-1968	2	20	8-11-1	.425
20.	A.C.N. Peterson	1896-1897	2	14	6-5-3	.536
	William T. Osmanski	1948-1949	2	20	6-14-0	.300
22.	George W. King	1906	1	8	4-3-1	.563
23.	Harry Von Kersberg	1913	1	9	3-6-0	.333
24.	Bart F. Sullivan	1918	1	2	2-0-0	1.000
25.	John J. Corbett	1898	1	1	1-0-0	1.000
26.	Arthur Corcoran	1932	1	3	0-1-2	.333
	Bill Whitton	1969-1970	2	13	0-12-1	.036
	Totals		115	1126	599-473-54	.556

COACHING HONORS

AFCA NATIONAL COACH OF THE YEAR

1983 Rick Carter
1987 Mark Duffner

CHEVROLET NATIONAL COACH OF THE YEAR

1983 Rick Carter
1991 Mark Duffner

PATRIOT LEAGUE COACH OF THE YEAR

1986 Mark Duffner
1987 Mark Duffner
1989 Mark Duffner
1991 Mark Duffner
2006 Tom Gilmore
2009 Tom Gilmore

NEW ENGLAND FOOTBALL WRITERS COACH OF THE YEAR

1971 Ed Doherty
1986 Mark Duffner
1991 Mark Duffner
2000 Dan Allen
2009 Tom Gilmore

USA TODAY MASSACHUSETTS ALL-SPORTS COACH OF THE YEAR

1987 Mark Duffner

GRIDIRON CLUB OF GREATER BOSTON COACH OF THE YEAR

1986 Mark Duffner
1987 Mark Duffner
1989 Mark Duffner
1991 Mark Duffner

NEW YORK FOOTBALL WRITERS COACH OF THE YEAR

1987 Mark Duffner
1990 Mark Duffner

AFCA DISTRICT I COACH OF THE YEAR

1983 Rick Carter
1986 Mark Duffner
1987 Mark Duffner
1991 Mark Duffner

GEORGE CARENS AWARD (Contributions to New England Football)

1960 Dr. Eddie Anderson

JOHN BARONIAN AWARD (Lifetime Contributions to Football)

2003 Dan Allen

ALL-TIME COACHING RECORDS

ALL-TIME HOLY CROSS ASSISTANT COACHES

- Addressa, Mike (1975-1977)
Allen, Bob (1992-1995)
Allen, Dan (1982-1989)
Allosso, Dakota (2011-present)
Anderson, Richard (1997)
Andreoli, John (1982)
Attaway, Jim (1992)
Bachia, Paul (2001-2002)
Ball, Tony (1992-1994)
Bandy, Jeremy (2006-present)
Barry, Jack (1939)
Beise, Sheldon (1942)
Boisture, Tom (1966)
Boozer, Neal (2009)
Bowes, Jim (1993-1995)
Bradley, Bob (1984,1987-1991,1996-2003)
Brumbaugh, Carl (1948-1949)
Burns, Robert (1967-1968)
Caito, Tom (1994)
Campiglia, Bob (1970)
Carter, Andrew (1996-2000)
Cervini, August (1928-1931)
Christensen, Clyde (1989-1990)
Collins, Isaac (2004)
Connolley, Harry (1960-1964)
Coppola, Bob (2006-2007)
Corcoran, Arthur (1928-1931)
Corrao, Pete (1981-1983)
Cox, Johnny (2007)
Coyle, Kevin (1982-1990)
Crea, John (1981)
DaGrosa, John (1944)
Dee, Robert (1959)
DeLeone, George (1984)
Devore, Hugh (1942)
Doherty, Peter (1972-1974)
Donaher, Fran (1965-1972)
Donnahoo, Roger (1967-1968)
Donner, Wayne (1978-1980)
Dorazio, Dan (1989-1991)
Doyle, Chris (1992-1995)
Duffner, Mark (1981-1985)
Duggan, David (1992-1995)
Erhardt, Bobby (2004)
Fanning, Leo (1996-2003)
Fanning, Matt (2008,2011-present)
Faulkner, Thomas (1969-1970)
Filkovski, Jeff (1992-1995)
Fipp, David (1998-1999)
Fleming, Dave (2004)
Foley, Mike (1980)
Fox, Jim (1970)
Fraser, Bob (1992-1995)
Gebbia, Mike (1987-1988)
Gentry, Curtis (1971-1972)
Golden, Dennis (1967-1968)
Goldman, Dennis (1986-1988,1990)
Griffin, Robert (2000-2005)
Gronda, Rick (1996-1997)
Guynes, Jon (2008)
Haggerty, Jim (1931)
Harris, John (1934-1936,1938,1950-1962)
Harris, Bob (1978-1979)
Hickman, John (1971-1974)
Housman, Walt (2009-2010)
Hull, Lee (1998-2002)
Jauron, Robert (1968)
Joseph, Vin (1980-1981)
Julian, Alvin (1945)
Kacevich, Joe (1976)
Kellar, John (1940)
Kelly, Luke (1928-1929)
Kittredge, Paul (1928)
Kosciulek, Cazzie (2007-present)
Kosky, Edwin (1947-1949)
Kotulski, David (2005)
Kuharchek, Pete (1979-1980)
Krause, Edward (1939-1941)
Lalli, Mike (1994)
Larkins, Aashon (2004)
Law, John B. (1947)
Leonard, James (1943)
Leonard, Mike (1991)
Leonard, Pete (2008)
Locke, Joseph (1933)
Lofton, Oscar (1964-1966)
Long, Peter (1996)
Lynch, Carlin (1965-1967)
Luciano, Ecio (1963-1966)
Madar, Elmer (1950-1953)
Malone, Terry (1985)
Manske, Edgar (1941)
Marino, Vince (1996-1998)
Maslowski, Karl (2006-2007)
Massucco, Melvin (1954-1964)
Mattison, Ryan (2005-2006)
McCarthy, Bill (2009,2011-present)
McCarty, Peter (1986-1991)
McDaniel, Dan (1981)
McDonough, Mark (2005-2010)
McEvily, Mike (1982)
McEwan, John (1931)
McGovern, Bill (1986,1991)
McKenzie, Andy (2008-present)
McNally, Vincent (1944,1946)
Miller, Brian (2010)
Mioli, Gary (1982-1985)
Mohler, Matt (2009-2010)
Monty, Mark (1975)
Moran, James (1949)
Murphy, Dennis (1976-1977)
Norton, Robert (1969)
Novak, Frank (1978-1983)
O'Boyle, Harry W. (1929)
O'Connor, Frank (1928)
O'Leary, Pat (2005-2009)
O'Melia, Edward (1938-1939)
O'Rourke, Charles (1950-1952)
Patenaude, Dave (2004-2006)
Pedone, Mike (1996-2010)
Perkovich, Tom (2005)
Peterson, John (1981)
Phenix, Pat (1987-1992)
Piepul, Milt (1966-1967)
Pincince, Chris (2004-2007)
Pinkham, Ed (1992-1995)
Poppe, Jon (2010)
Purnsley, Ernie (1995)
Quinn, Tom (1996-1998)
Radulski, Tom (2011-present)
Rahne, Richard (2004)
Raymond, Ed (1981-1985)
Reardon, Josh (2011-present)
Redding, Mike (1983-1985)
Rega, Mike (1983)
Reed, Jack (1928,1930-1931)
Rodgers, Richard (2005-present)
Roeder, Ryan (2004)
Rossley, Tom (1986-1987)
Riopel, Albert (1933-1937,1939,1941, 1944-1963)
Ryan, Pat (1973-1974)
Salvucci, Gayton (1971-1975)
Santilli, Tony (1998)
Scarpino, David (1969)
Scanlan, Anthony (1946)
Schwenke, Cliff (1979-1980,1984,1986-1991)
Sgambati, Pat (1976-1978)
Shay, Harry (1965)
Sheeketski, Joseph (1933-1938)
Sherman, Mike (1985-1988)
Sinagra, Vince (1999-2003)
Smith, Antoine (2011-present)
Smith, Howard (1947)
Smith, John P. (1940-1941)
Spence, Rob (1991)
Spencer, Sean (2004)
Stubljari, Michael (2001-2004)
Suazo, Phil (1989-1991)
Sweet, Chris (1998)
Swepon, Jason (1996)
Thompson, Luke (1999-2000)
VanderSea, Phil (1975-1978)
Whalen, Jack (1969-1979)
White, Chris (1993)
Williams, Jesse (1996-1997)
Wirth, Joseph (1968)
Wray, Ludlow (1942-1943)
Yewcic, Thomas (1969-1970)
Zeno, Joseph (1948)

HALL OF FAME INDUCTEES

PROFESSIONAL FOOTBALL

HALL OF FAME

- 1964 Ed Healey
1975 George L. Connor

COLLEGE FOOTBALL

HALL OF FAME

- 1954 Frank Cavanaugh (coach)
1962 John J. McEwan (coach)
1963 George L. Connor
1971 Dr. Edward N. Anderson (coach)
1973 Bill Osmanski
1974 Ed Healey
1976 Bill Swiacki
2001 Gordie Lockbaum

HOLY CROSS FOOTBALL

RING OF FAME

- 2010 Gill Fenerty
Gordie Lockbaum
Edmund Murphy
Bill Osmanski
Vince Promuto
John Provost

HOLY CROSS VARSITY CLUB

HALL OF FAME

(Football Players & Coaches Only)

- 1956 William T. Osmanski
Louis A. Sockalexis
1957 George S. L. Connor
Albert D. Riopel
1958 Timothy F. Larkin
Thomas F. Stankard
Kenneth A. Simendinger
Philip E. O'Connell
1959 William P. Joy
Joseph W. O'Connor
1960 Martin B. Murray
John B. Turco
1961 Harold D. Gagnon
Raymond F. Lynch
Hilary F. Mahaney
Daniel J. Triggs
1962 Cleo A. O'Donnell
1963 August P. Cervini
Dennis A. Gildea
George W. Jones
A.J. Wallingford
1964 Thomas G. Dignan
John C. Ryan
1965 Ronald M. Cahill
1967 Robert F. Daughters
Joseph P. Delaney
1968 William F. Carrigan
Chester J. Millett, Jr.
1969 Anthony J. Karpawich
Charles T. Maloy
Hipolit Moncevicz, Jr.

- 1970 Dr. Edward N. Anderson (coach)
Charles Harvey
Melvin G. Massucco
1971 Patrick L. McCarthy
Victor M. Rimkus
1972 William O. Cregar
Thomas P. Hennessey
1973 Thomas W. Greene
Jon N. Morris
Robert J. Sullivan
1974 George L. Connor
Philip F. Flanagan
Dennis C. Golden
Nicholas J. Morris
1975 Raymond F. Ball
Rexford S. Kidd
Henry C. Lemire
1976 Robert H. Dee
John J. Grigas
1977 Andrew H. Giardi
Henry E. Lentz
Vincent L. Promuto
1978 Joseph Wilson
1979 L. Sheldon Daley
James L. Healy
Robert F. Mautner, Jr.
John P. Whalen
1980 Joseph C. Osmanski
John S. Provost
William G. Wise, Sr.
1981 John E. Bezemes
Thomas A. McCann
Edward D. Murphy, Jr.
Ignatius J. Zyntell
1982 Raymond H. Monaco
James P. Moran
David K. Quehl
1983 James L. Buonopane
Kenneth R. Desmarais
Stanley J. Koslowski
John B. O'Donnell
1984 Richard J. Arcand
James J. Bowman
Albert L. Snyder
1985 Charles J. Brucato
Andrew J. Natowich
1986 James A. Cavalieri
Anthony Colucci
Glenn A. Grieco
1987 Henry G. Ouellette
Walter C. Roberts
1988 Edward M. Brawley
Louis W. Kobza
Edward J. O'Melia
Glenn P. Verrette
1989 Richard J. Berardino
Lawrence A. Ewald
Theodore S. Strojny
Silas J. Titus
1990 Thomas E. Kelly

RETIRED JERSEY #25 BILL OSMANSKI

The only football jersey number ever retired by the College of the Holy Cross is the No. 25, worn by "Bullet" Bill Osmanski. A member of the College Football Hall of Fame, Osmanski scored touchdowns on his first carry as a Crusader (against Bates in 1936) and his last (against Boston College in 1938). Osmanski went on to play several seasons for the Chicago Bears in the National Football League, and later returned to Worcester to coach the Crusaders from 1948-1949.

- 1990 Bruce W. Kozerski
James P. Scondras
1991 James T. Dieckelman
Peter J. Muldoon
1992 L. Gill Fenerty
Charles D. Pacunas
1993 Gordon C. Lockbaum
1994 John P. Felch
1995 Harry E. Flaherty
1996 Peter M. Colombo
William E. McGovern
1997 Z. Walter Janiak
Robert P. McGovern
Jeffrey W. Wiley
1998 Jack H. McGovern
David P. Murphy
Martin F. O'Brien
1999 Michael P. Cooney
Anthony F. Melink
2000 Owen C. Coogan
Francis L. Saba
2001 John T. Andreoli
Thomas G. Ciaccio
Jerome F. McCabe
2003 Alfred W. Alzerini
Joseph V. Segreti
2005 Jerome L. Fuller
James J. Marcellino
Gordon R. Massa
2006 Thomas J. Alberghini
2007 Steven J. Raquet
2008 Mark Duffner (coach)
R. Peter Kimener
David F. Stecchi
2009 Mark W. Gallagher
2010 Thomas J. Kelleher
John J. Vronis

Hall of Famers are listed by year of induction.

CRUSADERS IN THE PROFESSIONAL RANKS

NATIONAL FOOTBALL LEAGUE

(1920-present)

Bill Adams, G	Buffalo Bills (1972-1977)
Tom Alberghini, G	Pittsburgh Steelers (1945)
John Andreoli, LB	Washington Redskins (1982); New England Patriots (1985)
Tim Barry, P	Washington Redskins (1982)
Dave Boisture, QB	New York Jets (1982)
Leo Brennan, T	Philadelphia Eagles (1942)
Ed Britt, RB	Boston Redskins (1936); Washington Redskins (1937)
Ronnie Cahill, RB	Chicago Cardinals (1943)
Stuart Clancy, RB	New York Giants (1933-1935)
Tom Claro, OL	Arizona Cardinals (1996)
George L. Connor, T	Chicago Bears (1948-1955)
Bill Cowley, SE	Dallas Cowboys (1985)
William Cregar, G	Pittsburgh Steelers (1947-1948)
Bob Dee, DE	Washington Redskins (1957-1958)
Bernie Digris, T	Chicago Bears (1943)
Byron Dixon, DB	New York Jets (1988)
Gill Fenerty, RB	New Orleans Saints (1986, 1990-1992)
Harry Flaherty, LB	Philadelphia Eagles (1984); Dallas Cowboys (1987)
Aug. Gardella, RB	Green Bay Packers (1922)
John Grigas, B	Pittsburgh Steelers/Chicago Cardinals (1944)
Jay Howlett, DT	Dallas Cowboys (1980)
Lee Hull, WR	New England Patriots (1988)
Ed Jenkins, RB	Miami Dolphins (1972); New England Patriots (1974); New York Giants (1974)
Tom Kelleher, FB	Miami Dolphins (1988); Kansas City Chiefs (1989)
Vito Kissell, RB	Baltimore Colts (1950)
Al Klasoskus, T	New York Giants (1941-1942)
Bruce Kozerski, C	Cincinnati Bengals (1984-1996)
Gordie Lockbaum, RB	Pittsburgh Steelers (1988); Buffalo Bills (1989)

Andy Martin, LB	New York Giants (1988)
Jerry McCabe, LB	New England Patriots (1987-1988); Kansas City Chiefs (1988-1989)
Rob McGovern, LB	Kansas City Chiefs (1989-1990); Pittsburgh Steelers (1991); New England Patriots (1992-1994)
Ed McNamara, T	Pittsburgh Steelers (1945)
Ray Monaco, OG	Washington Redskins (1944)
Jim Moran, OG	Boston Redskins (1935-1936)
Jon Morris, C	Boston Patriots (1970); New England Patriots (1971-1974); Detroit Lions (1975-1977); Chicago Bears (1978)
Dave Murphy, DB	Seattle Seahawks (1990)
Andy Natowich, B	Washington Redskins (1944)
Bill Osmanski, FB	Chicago Bears (1939-1946)
Joe Osmanski, FB	Chicago Bears (1946-1950)
Rob Porter, CB	Kansas City Chiefs (1984-1985)
Vince Promuto, G	Washington Redskins (1960-1970)
David Puloka, LB	Cincinnati Bengals (2000)
Peter Quinlan, MG	Green Bay Packers (1985)
Rob Roncarati, OL	New York Giants (1982)
Tony Rovinski, RB	New York Giants (1933)
Paul Scopetski, LB	Cleveland Browns (1969)
Bob Sullivan, B	Pittsburgh Steelers (1947-1948)
William Swiacki, E	Detroit Lions (1945); New York Giants (1945)
David Thompson, WR	New York Giants (2002)
George Titus, B	Pittsburgh Steelers (1946)
Silas Titus, C	Pittsburgh Steelers (1945)
Joe Wilson, RB	Cincinnati Bengals (1973); New England Patriots (1974)
Alex Wizbicki, RB	Green Bay Packers (1950)
Joe Zeno, B	Washington Redskins (1942-1944)
Jim Zyntell, G	New York Giants (1933-1934); Philadelphia Eagles (1935)

AMERICAN FOOTBALL LEAGUE

(1960-1969)

Bernie Buzyniski, LB	Buffalo Bills (1960)
Bob Dee, DE	Boston Patriots (1960-1967)
Tom Greene, QB	Boston Patriots (1960); San Diego Chargers (1961)
Tom Hennessey, DB	Boston Patriots (1965-1966)
Jack Lentz, SS	Denver Broncos (1967-1968)
Jon Morris, C	Boston Patriots (1964-1969)
Robert Neary, E	Miami Dolphins (1969)
Al Snyder, WR	Boston Patriots (1964)

UNITED STATES FOOTBALL LEAGUE

(1983-1985)

John Andreoli, LB	Boston Breakers (1983)
Dave Boisture, QB	New Jersey Generals (1983); Pittsburgh Maulers (1984); Baltimore Stars (1985)
Harry Flaherty, LB	Tampa Bay Bandits (1985)
Frank Mattiace, DT	New Jersey Generals (1984-1985)
Kevin Murphy, LB	Birmingham Stallions (1985)

ALL-AMERICA FOOTBALL CONFERENCE

(1946-1949)

Stan Koslowski, HB	Baltimore Colts (1948)
--------------------	------------------------

CANADIAN FOOTBALL LEAGUE

(1954-present)

Gill Fenerty, RB	Toronto Argonauts (1987-1989)
Ernie Garlington, DB	Winnipeg Blue Bombers (1990)
Lee Hull, WR	Winnipeg Blue Bombers (1990-1992); Toronto Argonauts (1992)
David Kasouf, WR	Hamilton Tiger-Cats (2002)
Peter Muldoon, QB	Montreal Concordes (1985)
Steve Raquet, DE	Montreal Concordes (1984-1985)
Steve Raquet, DE	Montreal Alouettes (1986)

HONORS & AWARDS

DIVISION I-AA NATIONAL

PLAYER OF THE YEAR

1987 Gordie Lockbaum

NATIONAL SPECIAL TEAMS

PLAYER OF THE YEAR

2005 Steve Silva

ALL-AMERICANS

1904 Tom Stankard (first team)
1924 Hilary Mahaney (first team)
1942 Edmund Murphy (first team)
1943 George L. Connor (first team)
1951 Joe Gleason (first team)
Charlie Maloy (first team)
Mel Massucco (first team)
Chet Millett (first team)
1953 Henry Lemire (first team)
1954 Henry Lemire (first team)
1955 Jim Buonopane (first team)
1974 John Provost (first team)
1983 Bruce Kozerski (first team)
Steve Raquet (first team)
Gill Fenerty (third team)
Harry Flaherty (third team)
1984 Kevin Garvey (first team)
Bill McGovern (first team)
Tom Patton (second team)
Gill Fenerty (third team)
1985 Gill Fenerty (first team)
Ed Kutschke (first team)
1986 Gordie Lockbaum (first team)
Jerry McCabe (second team)
Steve Southard (second team)
1987 Ron George (first team)
Gordie Lockbaum (first team)
Jeff Wiley (first team)
Tom Estep (second team)
Wally Dembowski (third team)
Andy Martin (third team)
1988 Dennis Golden (first team)
Rob McGovern (first team)
Dave Murphy (first team)
Tom Smith (first team)
1989 Dave Murphy (first team)
Tim Downing (third team)
1990 Craig Callahan (first team)
Joe Segreti (first team)
1991 Tom Ciaccio (first team)
Jerome Fuller (first team)
Corey Vincent (first team)
Pat Gibson (second team)
Chris Kovath (second team)
1992 Tom McDonald (first team)
1993 Rob Milanette (first team)
Chris Summers (third team)
1995 Tom Claro (first team)
2002 Ari Confesor (second team)
2003 Ari Confesor (second team)

2004 Steve Silva (first team)
2005 Steve Silva (first team)
2007 Ryan Maher (first team)
2009 Dominic Randolph (second team)
Anthony DiMichele (third team)

ACADEMIC ALL-AMERICANS

1958 Tom Greene (third team)
1981 Dan Reilly (second team)
1982 Dave Bullek (second team)
Mike Redding (second team)
1983 Bruce Kozerski (first team)
1985 Kevin Reilly (first team)
Tom Patton (second team)
1987 Jeff Wiley (first team)
1990 Jack Lavalette (second team)
1991 Peter Dankert (first team)
Ron Flauto (second team)

NCAA TOP SIX AWARD

1987 Gordie Lockbaum

NATIONAL FOOTBALL FOUNDATION

SCHOLAR-ATHLETES

1962 Al Snyder
1982 Mike Redding
1985 Tom Patton
1987 Gordie Lockbaum
1990 Jack Lavalette

NCAA POST-GRADUATE SCHOLARS

1983 Bruce Kozerski
1988 Jeff Wiley
1990 Jack Lavalette

PATRIOT LEAGUE

PLAYER OF THE YEAR

1986 Gordie Lockbaum
1987 Gordie Lockbaum
1990 Joe Segreti
1991 Tom Ciaccio

PATRIOT LEAGUE OFFENSIVE

PLAYER OF THE YEAR

1987 Jeff Wiley
1990 Tom Ciaccio
2005 Steve Silva
2007 Dominic Randolph
2008 Dominic Randolph
2009 Dominic Randolph

PATRIOT LEAGUE DEFENSIVE

PLAYER OF THE YEAR

1986 Jerry McCabe
1988 Rob McGovern
1989 Dave Murphy
1990 Craig Callahan
1991 Corey Vincent
1992 Tom McDonald
1994 Pat Smith

PATRIOT LEAGUE SPECIAL TEAMS

PLAYER OF THE YEAR

2005 Steve Silva

PATRIOT LEAGUE

ROOKIE OF THE YEAR

1992 Andy Fitzpatrick
1994 J.R. Walz
1999 Brian Hall
2002 Gideon Akande

PATRIOT LEAGUE

SCHOLAR-ATHLETE OF THE YEAR

2008 Ryan McGuire

PATRIOT LEAGUE

15TH ANNIVERSARY TEAM

Craig Callahan, LB (1987-1990)
Tom Ciaccio, QB (1988-1991)
Gordie Lockbaum, RB/DB (1986-1987)
Dave Murphy, DB (1986-1989)
Corey Vincent, DL (1988-1991)

GEORGE H. "BULGER"

LOWE AWARD

(New England's Outstanding Player)

1943 George L. Connor
1945 Stan Koslowski
1947 Bobby Sullivan
1952 Charles Maloy
1961 Pat McCarthy
1986 Gordie Lockbaum
1987 Gordie Lockbaum
1988 Rob McGovern
1989 Dave Murphy
1991 Tom Ciaccio
2008 Dominic Randolph

JERRY NASON SENIOR

ACHIEVEMENT AWARD

1971 Dan Harper
1979 Neil Solomon

GOLD HELMET

(New England's Outstanding Player)

1974 John Provost
1986 Gordie Lockbaum
1987 Jeff Wiley
1988 Rob McGovern
1989 Dave Murphy
1991 Jerome Fuller
2008 Dominic Randolph

HARRY AGGANIS AWARD

(New England's Outstanding Senior Player)

1987 Gordie Lockbaum
2009 Dominic Randolph

HONORS & AWARDS

NEW ENGLAND OFFENSIVE

PLAYER OF THE YEAR

- 1986 Gordie Lockbaum
1987 Gordie Lockbaum
Jeff Wiley
1991 Tom Ciaccio

NILS V. "SWEDE"

NELSON AWARD

- 1983 Matt Martin
1987 Gordie Lockbaum
2003 Steve Fox

ECAC PLAYER OF THE YEAR

- 1986 Gordie Lockbaum
1991 Tom Ciaccio
2009 Dominic Randolph

ECAC ROOKIE OF THE YEAR

- 1976 Brian Doherty

ALL-PATRIOT LEAGUE

- 1986 Wally Dembowski, WR (first team)
Byron Dixon, LB (first team)
Tom Estep, DB (first team)
Ron George, OL (first team)
Gordie Lockbaum, DB (first team)
Andy Martin, DL (first team)
Jerry McCabe, LB (first team)
Dave Murphy, DB (first team)
Steve Southard, DL (first team)
1987 Craig Clarkin, OL (first team)
Wally Dembowski, WR (first team)
Tom Estep, DB (first team)
Ron George, OL (first team)
Mike Jednak, DL (first team)
Gordie Lockbaum, RB (first team)
Andy Martin, DL (first team)
Rob McGovern, LB (first team)
Dave Murphy, DB (first team)
Mike Savage, OL (first team)
Mark Stoy, OL (first team)
Jeff Wiley, QB (first team)
1988 Julio Fernandez, DB (first team)
Dennis Golden, OL (first team)
Rob McGovern, LB (first team)
Dave Murphy, DB (first team)
Jack Phelps, P (first team)
Joe Segreti, RB (first team)
Tom Smith, DL (first team)
Mark Stoy, OL (first team)
Gerry Trietley, DL (first team)
1989 Craig Callahan, LB (first team)
Tom Ciaccio, QB (first team)
Tim Downing, DL (first team)
Ernie Garlington, DB (first team)
Andy Hertz, DL (first team)
Marc Kosciuk, DL (first team)
Bob Laliberte, OL (first team)

- 1989 Michael Lewis, WR (first team)
Dave Murphy, DB (first team)
Joe Segreti, RB (first team)
Joe Foy, OL (second team)
Matt Fras, OL (second team)
Mark Gallagher, WR (second team)
Ed Grass, OL (second team)
Chris Maruca, LB (second team)
Ralph Riley, OL (second team)
1990 Craig Callahan, LB (first team)
Tom Ciaccio, QB (first team)
Darrell Dees, DB (first team)
Joe Foy, OL (first team)
Mark Gallagher, WR (first team)
Andy Hertz, DL (first team)
Michael Lewis, WR (first team)
Josh Schaad, LB (first team)
Joe Segreti, RB (first team)
Stefan Stration, DL (first team)
Corey Vincent, DL (first team)
Matt Fras, DL (second team)
Pat Gibson, OL (second team)
Chris Kovath, DB (second team)
Jeff Meader, P (second team)
Rick Stahl (second team)
1991 Tom Ciaccio, QB (first team)
Pete Dankert, DL (first team)
Ron Flauto, DB (first team)
Jerome Fuller, RB (first team)
Pat Gibson, OL (first team)
Chris Kovath, DB (first team)
Tom McDonald, DL (first team)
Jeff Meader, P (first team)
Matt Morgan, DB (first team)
Rick Stahl, OL (first team)
Corey Vincent, DL (first team)
Ron Hooey, TE (second team)
Rob Milanette, LB (second team)
Matt Nasser, DL (second team)
Anthony Pignio, PK (second team)
Mark Roman, WR (second team)
Karl Schultz, OL (second team)
1992 Todd Araujo, DB (first team)
Marcus Duckworth, LB (first team)
Bill Hitchmoth, DL (first team)
Ron Hooey, TE (first team)
Tom McDonald, DL (first team)
Jeff Meader, P (first team)
Rob Milanette, LB (first team)
Jim Bowes, DL (second team)
Troy Dixon, DB (second team)
Greg Draddy, LB (second team)
Garrett Morris, DB (second team)
Anthony Pignio, PK (second team)
John Powell, DL (second team)
Eric Sampson, RB (second team)
John Zufall, OL (second team)
1993 Todd Araujo, DB (first team)
Rob Milanette, LB (first team)
Anthony Pignio, PK (first team)
- 1993 Pat Smith, DB (first team)
Chris Summers, WR (first team)
Tom Claro, OL (second team)
Jeff Meader, P (second team)
1994 Tom Claro, OL (first team)
Anthony Pignio, PK (first team)
Pat Smith, DB (first team)
David Streeter, LB (first team)
Joe Cooney, TE (second team)
Toussiant Roberson, DB (second team)
Mike Zimirowski, OL (second team)
1995 Tom Claro, OL (first team)
Jamie Gornell, PK (first team)
David Streeter, LB (first team)
Matt Faery, DL (second team)
Brian Hopkins, WR (second team)
Brian Regan, DL (second team)
1996 Dana Fiatarone, PK (first team)
Mike Zimirowski, OL (first team)
Bobby Andrews, TE (second team)
Bryan Hoffman, DL (second team)
Jeff Laboranti, WR (second team)
Sedrick Rogers, DB (second team)
David Streeter, LB (second team)
1997 Bobby Andrews, TE (first team)
Dana Fiatarone, PK (first team)
Dominic Blue, DL (second team)
Jeff Laboranti, WR (second team)
1998 Bobby Andrews, TE (first team)
Tom Bestpitch, DB (first team)
Joel Beck, DL (second team)
David Puloka, DL (second team)
Patrick Quay, OL (second team)
Joe Saunders, LB (second team)
Frank Traupman, P (second team)
1999 David Puloka, DL (first team)
Frank Traupman, P (first team)
Tavares Brewington, DL (second team)
Patrick Quay, OL (second team)
2000 Michael Blake, DB (first team)
David Puloka, DL (first team)
Patrick Quay, OL (first team)
Frank Traupman, P (first team)
Chris Conley, OL (second team)
Jamie Grabowski, OL (second team)
Tony LaRose, DB (second team)
Erreick Stewart, QB (second team)
David Thompson, WR (second team)
2001 Michael Blake, DB (first team)
David Dugan, LB (first team)
Jefferson Exil, OL (second team)
Vernell Shaw, DB (second team)
Sammy Siaki, DL (second team)
David Thompson, WR (second team)
2002 David Dugan, LB (second team)
Steve Fox, OL (second team)
2003 Steve Fox, OL (first team)
Ari Confesor, WR (second team)
2004 David Cannon, OL (second team)
Mike DeSantis, PK (second team)

HONORS & AWARDS

- 2004** Steve Silva, RB (second team)
2005 David Cannon, OL (first team)
 Luke Dugan, TE (first team)
 Steve Silva, RB (first team)
 Casey Gough, DB (second team)
 Sean Gruber, WR (second team)
 Ryan McManaway, P (second team)
 Andrew Schoepfer, OL (second team)
2006 Casey Gough, DB (first team)
 Ryan Maher, WR (first team)
 Hall McMillan, OL (first team)
 Andrew Schoepfer, OL (first team)
 Dan Adams, LB (second team)
 Thomas Harrison, WR (second team)
 John Markus Pinard, DL (second team)
2007 Casey Gough, DB (first team)
 Ryan Maher, WR (first team)
 Ryan McGuire, TE (first team)
 Dan Nolan, OL (first team)
 Matt Partain, PK (first team)
 Dominic Randolph, QB (first team)
 Terrance Gass, RB (second team)
2008 Jon Brock, WR (first team)
 Aaron Jones, OL (first team)
 Ryan McGuire, TE (first team)
 Matt Partain, PK (first team)
 Dominic Randolph, QB (first team)
 Daryl Brown, DB (second team)
 Mike Kielt, RB (second team)
 Sean Lamkin, LB (second team)
 Chris Poole, OL (second team)
 Marcus Rodriguez, LB (second team)
 Michael Wright, DB (second team)
2009 Anthony DiMichele, DB (first team)
 Rob Dornfried, PK (first team)
 Mude Ohimor, DL (first team)
 Chris Poole, OL (first team)
 Dominic Randolph, QB (first team)
 Marcus Rodriguez, LB (first team)
 Michael Wright, DB (first team)
 Luke Chmielinski, WR (second team)
 Alex Johnson, DB (second team)
 Aaron Jones, OL (second team)
 Don Lemieux, P (second team)
 Mike McCabe, OL (second team)
 Freddie Santana, WR (second team)
 Alex Schneider, TE (second team)
 Chris Smith, OL (second team)
2010 Chandler Fenner, DB (first team)
 Sean Lamkin, LB (first team)
 Don Lemieux, P (first team)
 Mike McCabe, OL (first team)
 Ricky Otis, LB (first team)
 Alex Schneider, TE (first team)
 Anthony DiMichele, DB (second team)
 Rob Dornfried, PK (second team)
 Bill Edger, WR (second team)
 Mude Ohimor, DL (second team)
 Freddie Santana, WR/KR (second team)

ALL-NEW ENGLAND

- 1957** Tom Greene (first team)
 Dave Stecchi (first team)
 Dick Beradino (second team)
 Jim Healy (second team)
1958 Tom Greene (first team)
 Jim Healy (first team)
 Dave Stecchi (first team)
1959 Charley Pacunas (first team)
 Vin Promuto (first team)
1960 Dennis Golden, Sr. (first team)
1961 Pat McCarthy (first team)
1962 Jon Morris (first team)
1963 Jon Morris (first team)
1964 Tom Nissi (first team)
1965 Mike Addesa (first team)
 Joe Lilly (first team)
1966 Glenn Grieco (first team)
 Dick Krzyzek (first team)
1968 Bob Neary (first team)
1970 Michael Jordan (first team)
1971 Dan Harper (first team)
1972 John Provost (first team)
1973 John Provost (first team)
1974 John Provost (first team)
 Dave Quehl (first team)
1975 Lou Kobza (first team)
 Dave Quehl (first team)
1978 Bob Hurley (first team)
 Glenn Verrette (first team)
1979 Jay Howlett (first team)
 Glenn Verrette (first team)
1980 Mark Chiungos (first team)
1981 John Andreoli (first team)
1982 Andy Clivio (first team)
 Frank Mattiace (first team)
 Rob Porter (first team)
 Terry Malone (second team)
 Harry Flaherty (third team)
 Bruce Kozerski (third team)
1983 Gill Fenerty (first team)
 Harry Flaherty (first team)
 Bruce Kozerski (first team)
 Steve Raquet (first team)
 Bill Cowley (second team)
1984 Kevin Garvey (first team)
 Bill McGovern (first team)
 Tony Melink (first team)
 Tom Patton (first team)
 Ed Kutschke (second team)
 Kevin Murphy (second team)
 Gill Fenerty (third team)
 Dave Neilson (third team)
1985 Gill Fenerty (first team)
 Tom Patton (first team)
1986 Ron George (first team)
 Frank Kutschke (first team)
 Gordie Lockbaum (first team) *
 Andy Martin (first team)

- 1986** Jerry McCabe (first team)
 Steve Southard (first team)
 Andy Martin (second team)
 Tom Estep (third team)
1987 Wally Dembowski (first team)
 Tom Estep (first team)
 Ron George (first team)
 Tom Kelleher (first team)
 Gordie Lockbaum (first team)
 Andy Martin (first team)
 Rob McGovern (first team)
 Jeff Wiley (first team)
 Dave Murphy (second team)
1988 Dennis Golden, Jr. (first team)
 Rob McGovern (first team)
 Dave Murphy (first team)
 Joe Segreti (first team)
 Tom Smith (first team)
 Mark Stoy (first team)
 Gerry Trietley (first team)
 Jeff Wiley (first team)
 Jack Phelps (third team)
1989 Craig Callahan (first team)
 Tom Ciaccio (first team)
 Tim Downing (first team)
 Mark Gallagher (first team)
 Bob Laliberte (first team)
 Chris Maruca (first team)
 Dave Murphy (first team)
 Joe Segreti (first team)
1990 Craig Callahan (first team)
 Joe Foy (first team)
 Mark Gallagher (first team)
 Joe Segreti (first team)
 Tom Ciaccio (second team)
 Pat Gibson (second team)
 Andy Hertz (second team)
1991 Tom Ciaccio (first team)
 Jerome Fuller (first team)
 Pat Gibson (first team)
 Jeff Meader (first team)
 Matt Morgan (first team)
 Corey Vincent (first team)
 Chris Kovath (second team)
 Pete Dankert (third team)
1992 Marcus Duckworth (first team)
 Tom McDonald (first team)
 Bill Hitchmoth (third team)
 Anthony Pignio (third team)
1993 Rob Milanette (first team)
 Chris Summers (first team)
1994 Anthony Pignio (first team)
 Pat Smith (first team)
1996 David Streeter (first team)
1997 Bobby Andrews (first team)
 Jeff Laboranti (first team)
1998 Bobby Andrews (first team)
1999 David Puloka (first team)
 Frank Traupman (first team)
2000 David Puloka (first team)

HONORS & AWARDS

- 2000 Patrick Quay (first team)
Frank Traupman (first team)
- 2001 Ryan Rolfert (first team)
Sammy Siaki (first team)
- 2002 Ari Confesor (first team)
David Dugan (first team)
- 2003 Ari Confesor (first team)
Steve Fox (first team)
- 2004 David FitzPatrick (first team)
- 2005 David Cannon (first team)
Steve Silva (first team)
- 2006 Ryan Maher (first team)
Andrew Schoepfer (first team)
- 2007 Ryan Maher (first team)
Dan Nolan (first team)
Dominic Randolph (first team)
- 2008 Jon Brock (first team)
Brett McDermott (first team)
Matt Partain (first team)
Dominic Randolph (first team)
- 2009 Chris Poole (first team)
Dominic Randolph (first team)
Marcus Rodriguez (first team)
Michael Wright (first team)
- 2010 Sean Lemkin (first team)
Mike McCabe (first team)

ALL-ECAC

- 1958 Dave Stecchi (first team)
- 1973 John Provost (first team)
- 1974 John Provost (first team)
- 1978 Bob Hurley (first team)
Glenn Verrette (first team)
- 1979 Steve Gannon (first team)
Jay Howlett (first team)
- 1980 Mark Chiungos (first team)
- 1981 John Andreoli (first team)
- 1982 Bruce Kozerski (first team)
Frank Mattiace (first team)
Rob Porter (first team)
- 1983 Dave Detmer (first team)
Bruce Kozerski (first team)
Bill McGovern (first team)
Peter Quinlan (first team)
Steve Raquet (first team)
- 1984 Kevin Garvey (first team)
Bill McGovern (first team)
Tony Melink (first team)
Tom Patton (first team)
- 1985 Gill Fenerty (first team)
Tom Patton (first team)
Ed Kutschke (second team)
- 1986 Gordie Lockbaum (first team) *
Jerry McCabe (first team)
Steve Southard (first team)
Andy Martin (second team)
- 1987 Tom Estep (first team)
Ron George (first team)
Mike Jednak (first team)

POSTSEASON ALL-STAR APPEARANCES

EAST-WEST SHRINE GAME

(Palo Alto, Calif.)

- 1939 Joseph Delaney, T
William Osmanski, FB
- 1940 Ronnie Cahill, HB
James Turner, G
- 1943 Tom Alberghini, G
Edward Murphy, RB
- 1947 Walter Roberts, E
- 1948 Ray Ball, RB
Bob Sullivan, RB
- 1953 Charles Maloy, QB
Chester Millett, OG
Victor Rimkus, T
- 1954 Henry Lemire, E
- 1955 James Buonopane, G
Robert Dee, E
- 1974 John Provost, DB
- 1988 Gordie Lockbaum, DB

COLLEGE ALL-STAR GAME

(Chicago, Ill.)

- 1936 Philip Flanagan, G
- 1939 Bill Osmanski, FB
- 1940 Dr. Edward Anderson, Coach
- 1944 Francis Gaziano, G
- 1946 Stan Koslowski, HB
- 1950 Dr. Edward Anderson, Coach
- 1953 Vic Rimkus, T
- 1964 Jon Morris, C

BLUE-GRAY CLASSIC

(Montgomery, Ala.)

- 1942 John Bezemes, RB
John Grigas, RB
- 1945 Bill Swiacki, E
- 1948 Vito Kissell, B
- 1951 John Cullity, DB
Dick Murphy, C
- 1983 Robbie Porter, DB
- 1987 Gordie Lockbaum, RB/DB

SENIOR BOWL

Senior Bowl

(Mobile, Ala.)

- 1953 Charles Maloy, QB
Chester Millett, OG
- 1959 James Healy, OG
- 1962 Ken Desmarais, C
- 1963 Pat McCarthy, QB
Albert Snyder, RB
- 1964 Jon Morris, C
- 1986 Gill Fenerty, TB *
- 1987 Jerry McCabe, LB
- 1988 Gordie Lockbaum, DB
Andy Martin, DT

* Did not play due to injury

- 1987 Gordie Lockbaum (first team)
Andy Martin (first team)
Rob McGovern (first team)
Jeff Wiley (first team)
Wally Dembowski (second team)
- 1988 Dennis Golden (first team)
Rob McGovern (first team)
Dave Murphy (first team)
Tom Smith (first team)
Jeff Wiley (first team)
Jack Phelps (second team)
Joe Segreti (second team)
Gerry Trietley (second team)
- 1989 Tim Downing (first team)
Mark Gallagher (first team)
Bob Laliberte (first team)
Chris Maruca (first team)
Dave Murphy (first team)
Michael Lewis (second team)
- 1990 Craig Callahan (first team)
Joe Foy (first team)
Mark Gallagher (first team)
Joe Segreti (first team)

- 1990 Matt Fras (second team)
Michael Lewis (second team)
Corey Vincent (second team)
- 1991 Tom Ciaccio (first team)
Pete Dankert (first team)
Jerome Fuller (first team)
Pat Gibson (first team)
Chris Kovath (second team)
Matt Morgan (second team)
Corey Vincent (second team)
- 1992 Tom McDonald (first team)
- 1993 Todd Araujo (first team)
Rob Milanette (first team)
Anthony Pignio (first team)
Pat Smith (first team)
Chris Summers (first team)
- 1994 David Streefer (first team)
- 1997 Bobby Andrews (first team)
- 2005 Steve Silva (first team)
- 2009 Chris Poole (first team)
Dominic Randolph (first team)
Michael Wright (first team)

* First team on both offense and defense

HONORS & AWARDS

THE DAVITT AWARDS

The Davitt Awards are presented annually to the top back and lineman for both the offense and defense. They were instituted by Jim Davitt (Class of 1913) of Holyoke, Mass., in memory of his brother, Rev. William Davitt (Class of 1907), who played football and ran track as an undergraduate, and was the last United States officer to lose his life in World War I. The awards are presented at the Holy Cross Varsity Club's Hall of Fame Banquet.

	Lineman	Back
1959	Ken Desmarais	Mike Cunningham
1960	John Timperio	Tom Hennessey
1961	John Fellin	Al Snyder
1962	Jon Morris	Al Snyder
1963	Jon Morris	Jim Marcellino
1964	Tom Nissi	Jack Lentz
1965	Mike Adessa	Earl Kirmsier
1966	Glenn Grieco	Jack Lentz
1967	Glenn Grieco	Phil O'Neill
1968	Bob Neary	Phil O'Neill
1969	Not Awarded	Not Awarded
1970	Ed McGilverly	Joe Wilson
1971	Bill Adams	Joe Wilson
	Dan Harper	Bill Stachowski
1972	Bernie Galeckas	Steve Buchanan
	Mike Lehman	John Provost
1973	Kevin Kolanda	Steve Buchanan
	Lou Kobza	Tyree Blocker
1974	Dave Quehl	Bob Morton
	Lou Kobza	John Provost
1975	Leroy Smith	Dave Quehl
	Lou Kobza	Larry Prior
1976	Mike Pizzotti	Brian Doherty
	John Trimbach	Mark Vollman
1977	Robert Hurley	Stephen Hunt
	Michael McDonnell	Herbert Mihalik
1978	Robert Hurley	Peter Colombo
	James Howlett	Glenn Verrette
1979	Jack McGovern	Phil Johnson
	Steve Gannon	Glenn Verrette
1980	Mark Chiungos	John Ahern
	Steven Raquet	Curt Bletzer
1981	Vincent Conca	David Boisture
	Rob Roncarati	Bill Pearson
1982	Brian Marcucio	Andy Clivio
	Frank Mattiace	Harry Flaherty
1983	Bruce Kozerski	Gill Fenerty
	Peter Quinlan	Harry Flaherty
1984	Kevin Garvey	Peter Muldoon
	David Neilson	Bill McGovern
1985	Kevin Reilly	Gill Fenerty
	Ed Kutschke	Jerry McCabe
1986	Ron George	Gordie Lockbaum
	Andy Martin	Jerry McCabe
1987	Ron George	Gordie Lockbaum
	Andy Martin	Dave Murphy

	Lineman	Back
1988	Mark Stoy	Joe Segreti
	Tom Smith	Rob McGovern
1989	Bob Laliberte	Joe Segreti
	Tim Downing	Dave Murphy
1990	Joe Foy	Joe Segreti
	Andy Hertz	Craig Callahan
1991	Pat Gibson	Jerome Fuller
	Corey Vincent	Chris Kovath
1992	Ed Coburn	Eric Sampson
	John Zufall	Greg Draddy
	Tom McDonald	
1993	Mike Flannagan	Chris Summers
	Mark Kirk	Todd Araujo
1994	Joe Cooney	Anthony Pignio
	Sam Leo	Pat Smith
1995	Tom Claro	Jamie Gornell
	Matt Faery	Terrence Browning
1996	Mike Zimirowski	Jeff Laboranti
	Bryan Hoffman	David Streeter
		Eric Godlewski
1997	Eric Scholten	Jeff Laboranti
	Dominic Blue	Sedrick Rogers
1998	Patrick Quay	J.R. Walz
	Joel Beck	Barrett Doxsey
1999	Patrick Quay	Tony Thompson
	Tavares Brewington	John Aloisi
		Tom Bestpitch
2000	Patrick Quay	Brian Hall
	David Puloka	Michael Blake
2001	Jefferson Exil	Brian Hall
	James Jenkins	Vernell Shaw
	Sammy Siaki	Michael Blake
2002	Roger Schwarb	Brian Hall
	Nick Soivilien	David Dugan
2003	Steve Fox	Ari Confesor
	Nick Nelthorpe	Ben Koller
2004	David Cannon	Steve Silva
	Nick Nelthorpe	David FitzPatrick
2005	David Cannon	Steve Silva
	Chris Nielsen	Casey Gough
2006	Andrew Schoepfer	Ryan Maher
	Chris Nielsen	Casey Gough
	John Markus Pinard	
2007	Dan Nolan	Ryan Maher
	Mark Kelliher	Casey Gough
2008	Aaron Jones	Jon Brock
	Alex Carson	Daryl Brown
2009	Aaron Jones	Bill Edger
	Chris Poole	
	Anthony Campbell	Anthony DiMichele
	Nicholas MacDonald	
2010	Mike McCabe	Bill Edger
		Freddie Santana
	Mude Ohimor	Alex Johnson

UNsung HERO AWARD

The Unsung Hero Award is presented annually to the player who has supported the squad spiritually, emotionally and physically for the good of the team.

1988	Marco Clark
1989	Chris Sullivan
1990	Rich Prestegaard
1991	Darin Cromwell
1992	Bill Hitchmoth
1993	Dave Harrington
1994	Matt O'Donnell
1995	John Foote
1996	Kevin O'Brien
1997	Ted Duffy, Robert Sewell
1998	Mike Egiros, Bryon Williams
1999	K.C. Sullivan
2000	Chris Hilson, P.J. Schiano
2001	Arthur Grutt, Kendy Hall
2002	Brian Cullinan
2003	Brian Buirid
2004	Tim McDonnell
2005	Gideon Akande, Tyler Nugent
2006	Frank Herlihy
2007	Brian McSharry
2008	Mike Kielt
2009	Dakota Allosso
2010	Rob Koster

THE RICK CARTER MEMORIAL AWARD

Presented to the senior whose sportsmanship and dedication to the game of football represent the highest ideals of athletics and who, through uncommon leadership, has positively influenced his teammates and brought great credit to his family, his team and the college.

1986	Steve Southard
1987	Tom Estep, Mike Savage
1988	Jeff Wiley
1989	Randy Pedro
1990	Mark Gallagher, Josh Schaad
1996	Rob Sanchez
1997	Jeff Laboranti
1998	Bryon Williams
1999	John Aloisi
2000	James Grabowski, Troy LaRose
2001	Vernell Shaw, Sammy Siaki
2002	Ross Sullivan
2003	Nick Larsen
2004	David Mitchell
2005	Sean Gruber
2006	Dan Adams
2007	Casey Gough
2008	Ryan McGuire
2009	Chris Smith
2010	Anthony DiMichele

HONORS & AWARDS

THE CONNOR AWARD

The Msgr. George S. L. Connor Award is presented annually to the Holy Cross senior who, by a vote of the varsity squad, is named the person the players are most proud of as a teammate. It is given by the Holy Cross Club of the Pioneer Valley.

- 1959 Dick O'Brien
- 1960 Jim Rhodes
- 1961 Tom Hennessey
- 1962 Jon Morris
- 1963 Jim Marcellino
- 1964 Tom Nissi
- 1965 Joe Lilly
- 1965 Mike Adessa
- 1966 Jack Lentz
- 1967 Glenn Grieco
- 1968 Bob Neary
- 1969 Tom Lamb, Bill Moncevicz
- 1970 Tom Lamb
- 1971 Dan Harper
- 1972 Tony Konieczny
- 1973 Mickey Connelly
- 1974 Rohan Bradley
- 1975 Dave Quehl
- 1976 Mark Vollman
- 1977 Steve Hunt
- 1978 Craig Cerretani
- 1979 Larry Ewald
- 1980 John Ahern
- 1981 Terry Malone
- 1982 Mike Redding
- 1983 Dave Detmer
- 1984 Frank Chicco
- 1985 Ed Kutschke
- 1986 Jerry McCabe
- 1987 Jim Kelly
- 1988 Rob McGovern
- 1989 Chris Maruca
- 1990 Willie Bradford
- 1991 Ron Flauto
- 1992 John Powell
- 1993 Rob Milanette
- 1994 Gabe Infante
- 1995 David Harris
- 1996 Matt Berquist
- 1996 Kevin O'Brien
- 1997 Dominic Blue
- 1998 Matt Kives
- 1999 John Aloisi

- 2000 Patrick Colgan
- 2001 Vernell Shaw, Sammy Siaki
- 2002 David Dugan
- 2003 Nick Larsen
- 2004 Matt Bruckner
- 2005 Luke Dugan
- 2006 Matt Fanning
- 2007 Obi Green
- 2008 Daryl Brown
- 2009 Andrew Cialino
- 2010 Dakota Allosso

CRUSADER MVP

- 1982 Andy Clivio
- 1983 Harry Flaherty
- 1984 Peter Muldoon
- 1985 Gill Fenerty
- 1986 Gordie Lockbaum
- 1987 Jeff Wiley
- 1988 Rob McGovern
- 1989 Dave Murphy
- 1990 Mark Gallagher
- 1991 Tom Ciaccio
- 1992 Tom McDonald
- 1993 Rob Milanette
- 1994 Pat Smith
- 1995 David Streeter
- 1996 David Streeter
- 1997 Jeff Laboranti
- 1998 Barrett Doxsey
- 1999 John Aloisi
- 2000 David Puloka
- 2001 Brian Hall
- 2002 Brian Hall
- 2003 Ari Confesor
- 2004 Steve Silva
- 2005 Steve Silva
- 2006 Dominic Randolph
- 2007 Dominic Randolph
- 2008 Dominic Randolph
- 2009 Dominic Randolph
- 2010 Anthony DiMichele

THE DANIEL ALLEN

SPORTSMANSHIP AWARD

Awarded to the player whose unselfish teamwork and dedication to the good of the team reflect the values lived by coach Allen.

- 2004 Tim McDonnell
- 2005 Sean Gruber
- 2006 Matt Fanning
- 2007 Kent Flanders
- 2008 Daryl Brown
- 2010 Anthony DiMichele

CRUSADER OF THE YEAR

(football only)

- 1955 Robert Cooney
- 1957 Richard Arcand
- 1959 Thomas Greene
- 1960 Charles Pacunas
- 1963 Tom Hennessey
- 1964 Robert Murphy
- 1966 Thomas Foley
- 1967 Pete Kimener
- 1973 Kevin Frawley
- 1974 Michael Guilfoile
- 1976 James Grogan
- 1981 John Ahern
- 1982 John Andreoli
- 1985 Tony Melink
- 1986 Tom Patton
- 1987 Jerry McCabe
- 1988 Gordie Lockbaum
- 1989 Jeff Wiley
- 1992 Peter Dankert
- 2000 David Puloka
- 2003 Nick Larsen
- 2009 Dominic Randolph

HONORS & AWARDS

THE TURCO AWARD

The Johnny Turco Memorial Trophy is awarded annually by the Class of 1952 and the Varsity Club to the most outstanding player in the Homecoming Day game. It is given in memory of Turco, a former star halfback and a member of the Holy Cross Varsity Club Hall of Fame.

- 1965 Bob O'Brien (Dartmouth)
- 1966 Jack Lentz (Holy Cross)
- 1967 Glenn Grieco (Holy Cross)
- 1968 Bob Neary (Holy Cross)
- 1969 Doug Hahn (Holy Cross)
- 1970 Steve Goepel (Colgate)
- 1971 Joe Wilson (Holy Cross)
- 1972 Steve Stetson (Dartmouth)
- 1973 Mark Sheridan (Holy Cross)
- 1974 Lou Kobza (Holy Cross)
- 1975 Steve Hunt (Holy Cross)
- 1976 Curt Oberg (Dartmouth)
- 1977 Crocky Nangle (Holy Cross)
- 1978 Peter Colombo (Holy Cross)
- 1979 Angelo Colosimo (Colgate)
- 1980 Dave Shimshock (Holy Cross)
- 1981 Rich Diana (Yale)
- 1982 Andy Clivio (Holy Cross)
- 1983 Bill Cowley (Holy Cross)
- 1984 Rich Weismann (Dartmouth)
- 1985 Gill Fenerty (Holy Cross)
- 1985 Ed Kutschke (Holy Cross)
- 1986 Gordie Lockbaum (Holy Cross)
- 1987 Jeff Wiley (Holy Cross)
- 1988 Joe Segreti (Holy Cross)
- 1989 Tom Ciaccio (Holy Cross)
- 1990 Joe Segreti (Holy Cross)
- 1991 Jerome Fuller (Holy Cross)
- 1992 Bill Hitchmoth (Holy Cross)
- 1993 Steve Mills (Yale)
- 1994 Rene Ingoglia (UMass)
- 1995 Brion Stapp (Holy Cross)
- 1996 Paris Childress (Columbia)
- 1997 Rocky Fittizzi (Princeton)
- 1998 Joe Splendorio (Cornell)
- 1999 Tavares Brewington (Holy Cross)
- 2000 Erreick Stewart (Holy Cross)
David Thompson (Holy Cross)
- 2001 Brian Hall (Holy Cross)
- 2002 Jay Amer (Towson)
- 2003 Ryan Fitzpatrick (Harvard)
- 2004 Mark Borda (Lehigh)
- 2005 Steve Silva (Holy Cross)
- 2006 Casey Gough (Holy Cross)
- 2007 Dominic Randolph (Holy Cross)
- 2008 Liam Coen (UMass)
- 2009 Dominic Randolph (Holy Cross)
- 2010 Ryan Taggart (Holy Cross)

THE ANDERSON AWARD

The Dr. Edward N. Anderson Award is presented annually to the outstanding player in the Family Weekend game as determined by the working press. The award is sponsored by the Holy Cross Club of Greater Worcester, and was originally awarded to the most outstanding player of the Holy Cross-Massachusetts game.

- 1974 Mark Cannon (Holy Cross)
- 1975 Rich Jessamy (UMass)
- 1976 Mike Fallon (UMass)
- 1977 Mike Fallon (UMass)
- 1978 Dennis Dent (UMass)
- 1979 Neil Solomon (Holy Cross)
- 1980 Dean Pecevich (UMass)
- 1981 Garry Pearson (UMass)
- 1981 Dean Pecevich (UMass)
- 1982 Peter Muldoon (Holy Cross)
- 1983 Peter Muldoon (Holy Cross)
- 1984 Peter Muldoon (Holy Cross)
- 1985 John McKeown (UMass)
- 1986 Jeff Wiley (Holy Cross)
- 1987 Jeff Wiley (Holy Cross)
- 1988 Joe Segreti (Holy Cross)
- 1989 Joe Segreti (Holy Cross)
- 1990 Tom Ciaccio (Holy Cross)
Mark Gallagher (Holy Cross)
- 1991 Mark Roman (Holy Cross)
- 1992 Eric Sampson (Holy Cross)
- 1993 Erik Marsh (Lafayette)
- 1994 Rob Callahan (Holy Cross)
- 1995 Jarrett Shine (Lafayette)
- 1996 Rich Lemon (Bucknell)
- 1997 Daymon Smith (Colgate)
- 1998 Dan Visalli (Holy Cross)
- 1999 Brad Wilford (Harvard)
- 2000 Nico Carwill (Lehigh)
- 2001 Brian Hall (Holy Cross)
- 2002 Jermaine Pugh (Lehigh)
- 2003 Charlie Rittgers (Dartmouth)
- 2004 Daris Wilson (Bucknell)
- 2005 Jordan Scott (Colgate)
- 2006 Marques Thompson (Lehigh)
- 2007 Mike McLeod (Yale)
- 2008 Dominic Randolph (Holy Cross)
- 2009 Dominic Randolph (Holy Cross)
- 2010 Chris Lum (Lehigh)

THE O'MELIA AWARD

The Capt. Edward J. O'Melia Trophy was awarded annually to the outstanding player in the Holy Cross-Boston College game as determined by members of the working press. The trophy was instituted by the Holy Cross Club of Boston as a memorial to its war dead and was named for the late O'Melia, who played end and later coached at Holy Cross.

- 1945 Jim Dieckelman (Holy Cross)
- 1946 Walter Sheridan (Holy Cross)
- 1947 Bobby Sullivan (Holy Cross)
- 1948 Ernie Stautner (Boston College)
- 1949 Al Cannava (Boston College)
- 1950 Johnny Turco (Holy Cross)
- 1951 Jimmy Kane (Boston College)
- 1952 Joe Johnson (Boston College)
Vic Rimkus (Holy Cross)
- 1953 Johnny Miller (Boston College)
- 1954 Tom Magnarelli-Reis (Boston College)
- 1955 Dick Lucas (Boston College)
- 1956 Bill Smithers (Holy Cross)
- 1957 Tom Greene (Holy Cross)
- 1958 Alan Miller (Boston College)
- 1959 Vin Hogan (Boston College)
- 1960 Pat McCarthy (Holy Cross)
- 1961 Al Snyder (Holy Cross)
- 1962 Jack Concannon (Boston College)
- 1963 Jim Marcellino (Holy Cross)
- 1964 Jack Lentz (Holy Cross)
- 1965 Brendan McCarthy (Boston College)
- 1966 Jack Lentz (Holy Cross)
- 1967 Joe DiVito (Boston College)
- 1968 Dave Mennett (Boston College)
- 1969 Sacramento State (honorary)
- 1970 Frank Harris (Boston College)
- 1971 Joe Wilson (Holy Cross)
- 1972 Dave Bucci (Boston College)
- 1973 Mike Esposito (Boston College)
- 1974 Mike Kruczek (Boston College)
- 1975 Lou Kobza (Holy Cross)
- 1976 Glen Capriola (Boston College)
- 1977 Peter Columbo (Holy Cross)
Steve Hunt (Holy Cross)
- 1978 Glenn Verrette (Holy Cross)
- 1979 John Cooper (Boston College)
- 1980 John Loughery (Boston College)
- 1981 Doug Flutie (Boston College)
- 1982 Tony Thurman (Boston College)
- 1983 Troy Stadford (Boston College)
- 1984 Doug Flutie (Boston College)
- 1985 Kelvin Martin (Boston College)
- 1986 Shawn Halloran (Boston College)

FITTON FIELD RECORDS & HISTORY

Today's Crusaders are fortunate to call Fitton Field their home. Storied Fitton is considered to be the finest natural grass facility for viewing and playing a college football game in the Northeast. Always in impeccable playing shape, the field has played host to some of the greatest teams in college football — Louisiana State, Boston College, Georgia, Syracuse and Penn State, to name a few.

The first home football game ever played at Holy Cross was a 6-0 defeat of Massachusetts Agricultural College on Sept. 26, 1903. It was not until 1905, however, that the field was dedicated Fitton Field, and again it was a meeting with the Aggies that christened the new field. This time, the Crusaders won 17-0.

Still, the football field was laid out across what is now the baseball field, and it was not until Sept. 26, 1908, that the first game was held at what is now the field's current site. The Crusaders defeated Norwich 5-0 on that inaugural day, over 100 years ago.

In 1908, Holy Cross added new wooden stands to the field, while just four years later a concrete structure replaced many of those seats, thus increasing the seating capacity of the stadium. It was not until 1924 that Holy Cross built the steel structuring that makes up today's stadium.

Prior to the 1986 season, the wooden stands were removed and replaced with aluminum stands and a complete horseshoe design with a capacity of 23,500.

HOLY CROSS BY DECADE

AT FITTON FIELD

1903-1909	20-6-4
1910-1919	27-11-3
1920-1929	51-4-4
1930-1939	55-3-4
1940-1949	29-20-6
1950-1959	35-13-1
1960-1969	26-17-2
1970-1979	21-26-1
1980-1989	41-12-1
1990-1999	23-30-1
2000-2009	31-24-0
2010-2019	4-1-0
Overall	363-167-27

FITTON FIELD FACTS

NAME: Fitton Field is named for Father Fitton, who was born on April 10, 1805, and ordained a Catholic priest in 1827. Born and raised in Boston, he purchased land in the name of the church in 1840, upon which he founded the Seminary of Mount St. James. In 1842, Father Fitton deeded the land to Bishop Benedict Joseph Fenwick, who founded the College of the Holy Cross in 1843.

FIRST GAME: The Crusaders defeated Massachusetts Agricultural College 6-0 on Sept. 26, 1903, in the first game played on the Holy Cross campus. The first game played at the current site of Fitton Field was on Sept. 26, 1908, as Holy Cross beat Norwich 5-0.

VINTAGE YEAR: The steel structure which comprises Fitton Field was erected in 1924, a popular year for the construction of several of the nation's more prominent football facilities. Among the other stadiums completed in 1924 are: Tiger (Louisiana State), Memorial (Texas), Ross-Ade (Purdue), Folsom Field (Colorado) and Michie (Army).

SEATING CAPACITY: 23,500. Fitton underwent a major renovation prior to the 1986 season, which included replacing the old wooden stands with new aluminum seating, maintaining the horseshoe configuration.

LARGEST CROWD: Holy Cross played before numerous crowds of 25,000 prior to the stadium renovation in 1986. The largest unofficial crowd was 27,000 for the Holy Cross-Brown clash on Nov. 11, 1938, as "Bullet" Bill Osmanski scored twice in the fourth quarter of his final home game for a 14-12 Crusader win.

LONGEST WINNING STREAK: 16 Games. Holy Cross broke the previous mark of 14, set from 1917-1921 and again from 1922-1924, with its victory over Brown on Oct. 28, 1989. The Crusaders saw their 16-game streak end with a 10-10 tie against Massachusetts on Sept. 8, 1990.

LONGEST UNBEATEN STREAK: 29 Games. The Crusaders did not lose at Fitton from the 1935 through 1938 seasons. After beating Manhattan in the 1939 home opener, Holy Cross fell to Louisiana State on Oct. 7. Holy Cross was 26-0-3 during that stretch. The Crusaders took a 26-game (25-0-1) home unbeaten streak into the 1992 season, but lost to Massachusetts 7-3 in the home opener.

LONGEST LOSING STREAK: 10 Games. Holy Cross lost its final five home games of the 2003 season and its first five home contests in 2004.

BEST SEASON RECORD: Holy Cross was 7-0 in 1923, outscoring the opposition, 242-0. The 7-0 record was matched in 1935, as Holy Cross outscored its home foes 184-0, and compiled a 9-0-1 overall record. The 1938 squad was also 7-0, en route to an 8-1 overall mark.

WORST SEASON RECORD: The Crusaders were 0-5 at home during the 1996 season.

CONSECUTIVE WINNING SEASONS: Holy Cross recorded 25 consecutive winning seasons at Fitton Field from 1916-1940.

UNBEATEN AND UNTIED SEASONS: The Crusaders have posted 21 unbeaten and untied seasons at Fitton Field, including a perfect 6-0 mark in 2009. In 1987, 1988 and 1989, Holy Cross had consecutive unbeaten and untied home seasons for the first time since 1918, 1919 and 1920.

ALL-TIME SERIES RECORDS

<i>Opponent</i>	<i>G</i>	<i>Overall W-L-T</i>	<i>Home W-L-T</i>	<i>Away W-L-T</i>	<i>Series Began</i>	<i>Most Recent Game</i>	<i>Last HC Win</i>	<i>Opponent</i>	<i>G</i>	<i>Overall W-L-T</i>	<i>Home W-L-T</i>	<i>Away W-L-T</i>	<i>Series Began</i>	<i>Most Recent Game</i>	<i>Last HC Win</i>
Air Force	1	1-0-0	0-0-0	1-0-0	1978	1978	1978	New River State	2	2-0-0	2-0-0	0-0-0	1930	1932	1932
Amherst	5	2-2-1	2-0-0	0-2-1	1897	1905	1905	New York Univ.	4	4-0-0	2-0-0	2-0-0	1940	1952	1952
Andover	3	0-0-0	1-1-1	1-1-1	1898	1901	1901	Newport Naval	2	2-0-0	2-0-0	0-0-0	1926	1928	1928
Army	24	6-17-1	0-0-0	6-17-1	1914	2002	2002	Newton A.C.	1	0-0-1	0-0-1	0-0-0	1896	1896	—
Bates	6	5-0-1	5-0-0	0-0-1	1904	1936	1936	North Carolina St.	1	1-0-0	1-0-0	0-0-0	1942	1942	1942
Boston Coll.	82	32-47-3	10-10-2	8-15-0	1896	1986	1978	Northeastern	6	5-1-0	4-1-0	1-0-0	1971	2009	2009
Boston Univ.	39	23-11-5	16-6-3	7-5-2	1896	1993	1991	Norwich	5	3-1-1	3-1-1	0-0-0	1907	1913	1913
Bowdoin	4	3-1-0	1-1-0	2-0-0	1908	1919	1919	Pennsylvania	5	3-2-0	2-0-0	1-2-0	1990	2001	2000
Brown	58	32-21-3	19-6-2	13-15-1	1898	2010	2010	Penn State	9	0-9-0	0-3-0	0-6-0	1954	1963	—
Bucknell	27	17-10-0	12-3-0	5-7-0	1925	2010	2010	Pittsburgh	1	0-1-0	0-0-0	0-1-0	1958	1958	—
Buffalo	10	6-3-1	4-0-1	2-3-0	1923	1970	1967	Pittsfield A.C.	2	2-0-0	0-0-0	2-0-0	1901	1902	1902
Canisius	2	2-0-0	2-0-0	0-0-0	1921	1924	1924	Princeton	10	3-7-0	2-2-0	1-5-0	1910	1997	1992
Carlisle	2	0-1-1	0-1-0	0-0-0	1914	1915	—	Providence	17	17-0-0	17-0-0	0-0-0	1922	1941	1941
Carnegie Tech	6	4-1-1	4-0-1	0-1-0	1935	1940	1940	Quantico Marines	8	5-3-0	5-3-0	0-0-0	1951	1964	1964
Catholic Univ.	7	7-0-0	7-0-0	0-0-0	1924	1934	1934	Rensselaer	1	1-0-0	1-0-0	0-0-0	1917	1917	1917
Coast Guard	3	3-0-0	3-0-0	0-0-0	1943	1945	1945	Rhode Island	10	9-1-0	9-0-0	0-1-0	1917	1988	1988
Colby	7	6-1-0	6-1-0	0-0-0	1900	1921	1921	Richmond	1	1-0-0	1-0-0	0-0-0	1964	1964	1964
Colgate	73	39-29-5	25-16-2	14-13-3	1917	2010	2010	Rochester	1	0-1-0	0-0-0	0-1-0	1910	1910	—
Columbia	8	6-2-0	2-1-0	4-1-0	1947	1997	1997	Rutgers	19	11-8-0	6-2-0	5-6-0	1916	1979	1972
Connecticut	28	19-8-1	14-1-1	5-7-0	1916	1985	1984	St. Anselm	4	3-0-1	3-0-1	0-0-0	1934	1937	1937
Cornell	5	0-5-0	0-1-0	0-4-0	1906	1998	—	St. Bonaventure	2	2-0-0	2-0-0	0-0-0	1930	1931	1931
Dartmouth	74	35-35-4	15-13-1	19-22-3	1903	2010	2009	St. John's	6	6-0-0	6-0-0	0-0-0	1924	1929	1929
Dayton	10	9-1-0	8-1-0	1-0-0	1926	1962	1962	St. Joseph's (Pa.)	1	1-0-0	1-0-0	0-0-0	1934	1934	1934
Delaware	3	2-1-0	1-0-0	1-1-0	1983	2005	1985	St. Louis	1	1-0-0	0-0-0	1-0-0	1912	1912	1912
Detroit	4	2-2-0	2-0-0	0-2-0	1919	1946	1946	St. Mary's (Calif.)	2	1-1-0	1-0-0	0-1-0	1999	2002	2002
Duquesne	5	2-3-0	1-3-0	1-0-0	1931	2004	1948	St. Michael's	1	1-0-0	1-0-0	0-0-0	1933	1933	1933
Fairfield	2	2-0-0	2-0-0	0-0-0	1998	1999	1999	Sacred Heart	2	2-0-0	2-0-0	0-0-0	2005	2009	2009
Fitchburg Y.M.C.L.	1	1-0-0	0-0-0	1-0-0	1899	1899	1899	San Diego	2	0-2-0	0-1-0	0-1-0	2003	2004	—
Florida Int'l.	1	0-1-0	0-0-0	0-1-0	2003	2003	—	Springfield	17	12-4-1	7-3-0	5-1-1	1903	1933	1933
Fordham	48	26-20-2	15-8-1	10-11-1	1902	2010	2010	Syracuse	28	5-23-0	3-11-0	2-12-0	1905	1973	1958
Fort Totten	1	1-0-0	1-0-0	0-0-0	1942	1942	1942	Temple	23	12-9-2	8-5-2	4-4-0	1934	1974	1955
Furman	1	0-1-0	0-0-0	0-1-0	1975	1975	—	Torpedo Raiders	1	0-1-0	0-1-0	0-0-0	1944	1944	—
Gardner A.C.	2	1-1-0	1-0-0	0-1-1	1897	1898	1898	Towson	7	4-3-0	2-1-0	2-2-0	1997	2003	2001
Georgetown	23	15-8-0	8-4-0	7-3-0	1904	2010	2009	Trinity	3	1-1-1	1-0-1	0-1-0	1899	1909	1899
Georgia	3	3-0-0	1-0-0	1-0-0	1937	1939	1939	Tufts	15	11-3-1	8-1-0	2-2-1	1898	1943	1943
Harvard	64	23-39-2	6-7-0	17-32-2	1904	2010	2009	Tulane	1	0-1-0	0-0-0	0-1-0	1951	1951	—
Hofstra	1	0-1-0	0-1-0	0-0-0	1995	1995	—	U.S. Sub Base	5	4-1-0	4-1-0	0-0-0	1920	1945	1945
Howard	1	1-0-0	1-0-0	0-0-0	2010	2010	2010	Vermont	11	9-2-0	7-1-0	2-1-0	1898	1925	1925
Lafayette	25	11-14-0	6-6-0	5-8-0	1986	2010	2010	Villanova	22	9-13-0	7-8-0	2-5-0	1922	2009	1989
Lebanon Valley	1	1-0-0	1-0-0	0-0-0	1923	1923	1923	V.M.I.	3	2-0-1	2-0-1	0-0-0	1957	1963	1963
Lehigh	26	12-13-1	5-8-1	7-5-0	1924	2010	2009	Wesleyan	4	1-3-0	0-0-0	1-3-0	1898	1903	1903
Louisiana State	3	1-2-0	0-1-0	1-1-0	1939	1941	1941	Williams	2	0-2-0	0-0-0	0-2-0	1899	1907	—
Loyola (Md.)	2	2-0-0	2-0-0	0-0-0	1930	1931	1931	Western Carolina	1	0-1-0	0-1-0	0-0-0	1983	1983	—
Maine	6	5-0-1	3-0-0	2-0-1	1903	1984	1984	Western Maryland	2	2-0-0	2-0-0	0-0-0	1926	1937	1937
Manhattan	11	8-0-3	6-0-1	2-0-2	1925	1942	1942	William & Mary	2	2-0-0	1-0-0	1-0-0	1986	1987	1987
Marist	2	2-0-0	1-0-0	1-0-0	2004	2006	2006	Worcester Acad.	3	3-0-0	3-0-0	0-0-0	1896	1900	1900
Marquette	13	7-6-1	5-2-1	2-4-0	1927	1960	1960	Worcester Tech	20	17-1-2	16-1-2	1-0-0	1896	1918	1918
Massachusetts	49	21-23-5	14-13-5	7-10-0	1897	2010	1991	Yale	31	4-27-0	0-7-0	4-20-0	1903	2008	2005
M.I.T.	3	2-1-0	1-0-0	1-1-0	1897	1901	1901	2011 opponents listed in bold italics .							
Miami (Fla.)	2	0-2-0	0-0-0	0-2-0	1945	1954	—	Home and away breakdown of win-loss records does not include neutral site games.							
Mississippi	2	0-2-0	0-2-0	0-0-0	1940	1941	—								
New Hampshire	11	6-5-0	4-2-0	2-3-0	1909	1984	1983								

SERIES HISTORY VS. 2011 OPPONENTS

BROWN (32-21-3)

10/1/1898	A	L, 0-19
9/30/1899	H2	L, 0-19
10/6/1900	A	L, 0-18
10/26/1901	A	T, 6-6
10/12/1917	H	L, 6-27
11/3/1928	A	L, 0-6
11/2/1929	H	L, 14-15
10/25/1930	A	L, 0-13
10/31/1931	H	W, 33-0
11/5/1932	A	L, 7-10
10/28/1933	H	W, 19-7
11/17/1934	A	W, 20-7
11/14/1936	A	W, 32-0
11/13/1937	A	W, 7-0
11/11/1938	H	W, 14-12
10/21/1939	H	W, 20-0
10/26/1940	A	L, 6-9
11/8/1941	A	W, 13-0
11/7/1942	A	L, 14-20
10/2/1943	H	W, 20-0
10/21/1944	H	T, 24-24
10/20/1945	A	W, 25-0
11/2/1946	H	W, 21-19
11/1/1947	A	L, 19-20
10/16/1948	H	L, 6-14
10/1/1949	A	L, 6-28
10/7/1950	H	W, 41-21
10/27/1951	A	W, 41-6
10/18/1952	H	W, 46-0
10/24/1953	A	L, 0-6
9/23/1972	A	W, 30-24
9/21/1974	H	W, 45-10
10/25/1975	H	W, 21-20
10/23/1976	A	L, 18-28
10/22/1977	H	L, 13-44
10/28/1978	A	L, 25-31
10/27/1979	H	W, 14-7
10/25/1980	A	L, 3-21
10/24/1981	H	W, 34-24
10/23/1982	A	W, 17-6
10/22/1983	H	W, 31-10
10/27/1984	A	W, 38-17
10/26/1985	H	T, 20-20
10/25/1986	A	W, 22-7
10/24/1987	H	W, 41-0
10/22/1988	A	W, 35-14
10/28/1989	H	W, 49-13
10/13/1990	A	W, 55-0
10/19/1991	H	W, 42-28
10/15/1994	A	L, 18-20
9/30/1995	H	L, 14-37
10/7/2006	H	W, 35-30
10/6/2007	A	W, 48-37
10/11/2008	H	W, 41-34
10/10/2009	A	L, 31-34
10/9/2010	H	W, 17-13

BUCKNELL (17-10)

10/31/1925	H	W, 23-7
10/10/1953	H	W, 40-0
11/8/1986	H*	W, 17-10
10/17/1987	A*	W, 48-10
11/12/1988	H*	W, 38-7

11/18/1989	A*	W, 35-6
11/3/1990	H*	W, 43-14
11/9/1991	A*	W, 42-6
10/24/1992	H*	W, 27-12
10/23/1993	A*	L, 23-33
11/5/1994	H*	W, 27-20
11/4/1995	A*	L, 7-21
10/26/1996	H*	L, 7-38
10/25/1997	A*	L, 6-18
11/7/1998	H*	L, 14-30
11/6/1999	A*	L, 21-32
11/4/2000	H*	W, 10-9
11/3/2001	A*	L, 14-21
11/2/2002	H*	W, 38-21
11/1/2003	A*	L, 31-53
10/30/2004	H*	L, 27-42
11/19/2005	A*	W, 51-33
11/4/2006	H*	W, 27-10
10/27/2007	A*	W, 45-21
11/1/2008	H*	W, 34-17
11/21/2009	A*	L, 17-23
11/20/2010	H*	W, 34-9

COLGATE (39-29-5)

11/3/1917	A9	L, 0-21
10/27/1934	H	L, 7-20
10/26/1935	H	W, 3-0
11/7/1936	H	W, 20-13
11/6/1937	H	W, 12-7
10/29/1938	H	W, 21-0
10/28/1939	H	W, 27-7
11/2/1940	H	L, 0-6
11/1/1941	A	T, 6-6
10/31/1942	H	T, 6-6
10/30/1943	H	W, 14-7
11/11/1944	H	W, 19-13
10/27/1945	H	W, 21-0
11/9/1946	H	W, 21-6
11/8/1947	H	T, 6-6
10/23/1948	H	L, 13-14
11/5/1949	H	W, 35-27
10/14/1950	A	L, 28-35
11/3/1951	H	W, 34-6
11/8/1952	H	W, 13-7
10/3/1953	A	W, 19-6
10/2/1954	H	L, 0-18
10/8/1955	A	W, 15-14
10/6/1956	H	W, 20-6
11/8/1958	A	W, 20-0
10/31/1959	H	W, 14-12
10/6/1962	A	W, 22-0
10/10/1964	H	L, 0-10
10/9/1965	A	L, 3-7
10/8/1966	A	T, 14-14
10/14/1967	H	W, 17-0
10/12/1968	A	L, 6-14
10/10/1970	H	L, 13-21
10/9/1971	H	W, 28-14
10/14/1972	A	T, 21-21
10/13/1973	H	L, 21-22
10/12/1974	A	L, 16-21
10/11/1975	H	L, 14-20
10/9/1976	A	L, 6-10
10/8/1977	H	L, 14-31

9/16/1978	A	W, 27-14
10/13/1979	H	L, 16-17
10/11/1980	A	L, 7-38
11/14/1981	H	L, 13-34
10/9/1982	A	L, 17-21
10/8/1983	H	W, 21-18
10/13/1984	A	W, 42-27
9/14/1985	H	W, 24-21
10/4/1986	A*	W, 16-12
10/3/1987	H*	W, 49-7
10/29/1988	A*	W, 7-0
10/21/1989	H*	W, 31-6
11/17/1990	A*	W, 35-6
11/23/1991	H*	W, 28-3
11/14/1992	A*	W, 18-17
11/13/1993	H*	W, 27-14
11/19/1994	A*	W, 27-6
11/18/1995	H*	W, 39-20
9/21/1996	A*	W, 38-21
11/1/1997	H*	L, 7-42
11/21/1998	A*	L, 14-28
11/20/1999	H*	L, 26-45
11/11/2000	A*	W, 32-3
11/10/2001	H*	L, 7-35
11/23/2002	A*	L, 20-25
11/22/2003	H*	L, 38-45
10/23/2004	A*	L, 7-41
10/22/2005	H*	L, 14-27
11/11/2006	A*	L, 28-29
11/17/2007	H*	W, 27-20
11/22/2008	A*	L, 27-28
10/24/2009	H*	W, 42-28
10/23/2010	A*	W, 31-24

DARTMOUTH (35-35-4)

10/3/1903	A	L, 0-18
10/22/1904	H	L, 4-18
10/7/1905	A	L, 6-16
10/6/1906	A	L, 0-16
11/9/1907	A	L, 0-52
10/24/1908	H	L, 5-18
10/30/1909	A	L, 0-12
10/14/1911	A	L, 0-6
10/16/1920	A	L, 14-27
10/10/1931	A	L, 7-14
10/10/1936	A	W, 7-0
9/26/1942	H	L, 6-17
9/26/1943	H	L, 0-3
9/30/1944	A	T, 6-6
9/29/1945	A	W, 13-6
9/28/1946	H	L, 0-3
9/27/1947	H	T, 0-0
10/9/1948	A	L, 6-19
10/8/1949	A	L, 7-31
9/30/1950	A	T, 21-21
9/27/1952	A	W, 27-9
9/26/1953	N15	W, 28-6
9/25/1954	A	L, 26-27
10/1/1955	A	W, 29-21
10/20/1956	A	T, 7-7
10/19/1957	H	L, 7-14
10/18/1958	A	W, 14-8
9/26/1959	A	W, 31-8
10/15/1960	A	W, 9-8

10/21/1961	H	W, 17-13
10/20/1962	A	L, 0-10
10/19/1963	A	L, 8-13
10/2/1965	H	L, 6-27
10/1/1966	H	W, 7-6
10/7/1967	A	L, 8-24
10/5/1968	H	W, 29-17
10/4/1969	A	L, 6-38
10/3/1970	H	L, 14-50
10/2/1971	A	L, 9-28
10/7/1972	H	L, 7-17
10/6/1973	A	W, 10-0
10/5/1974	H	W, 14-3
10/4/1975	A	L, 7-28
10/2/1976	H	L, 7-45
9/24/1977	A	L, 14-17
9/30/1978	H	W, 35-0
10/6/1979	A	W, 13-7
10/4/1980	H	W, 17-6
10/3/1981	A	W, 28-0
9/25/1982	H	W, 28-12
10/1/1983	A	W, 41-14
10/6/1984	H	W, 30-20
10/5/1985	A	W, 17-14
10/11/1986	H	W, 48-7
10/10/1987	A	W, 62-23
10/8/1988	H	W, 17-3
10/7/1989	A	W, 33-7
10/6/1990	H	W, 21-10
10/12/1991	A	W, 23-6
10/10/1992	H	L, 0-48
9/25/1993	A	W, 13-7
10/12/1996	A	L, 7-35
9/27/1997	H	L, 6-35
10/14/2000	A	L, 14-31
10/13/2001	H	W, 49-17
10/19/2002	A	L, 36-44
10/18/2003	H	L, 20-24
10/16/2004	A	W, 24-0
10/15/2005	H	W, 28-16
10/14/2006	A	W, 24-21(ot)
10/13/2007	H	W, 41-15
10/18/2008	A	W, 44-26
10/17/2009	H	W, 34-14
10/16/2010	A	L, 19-27

FORDHAM (26-20-2)

11/8/1902	A	W, 17-0
11/20/1905	A	W, 27-5
11/3/1906	H	W, 8-5
11/29/1906	A6	W, 15-6
11/2/1907	H	L, 0-35
11/28/1907	A	L, 0-35
11/20/1909	A	L, 5-9
11/15/1913	H	W, 60-0
10/23/1915	A	L, 0-9
11/18/1916	H	L, 0-40
10/20/1917	A	L, 0-12
11/18/1922	H	W, 28-0
11/10/1923	A11	W, 23-7
10/25/1924	H	W, 13-0
11/7/1925	A6	L, 0-17
11/6/1926	H	T, 7-7
11/5/1927	A6	W, 7-2

SERIES RECORDS VS. 2011 OPPONENTS

10/20/1928	H	L, 13-19
10/19/1929	A6	L, 0-7
10/18/1930	H	L, 0-6
10/17/1931	A	T, 6-6
11/22/1947	H	W, 48-0
11/13/1948	H	W, 13-6
10/6/1951	H	W, 54-20
10/4/1952	H	W, 12-7
11/21/1953	H	W, 20-7
11/13/1954	A6	W, 20-19
11/10/1990	A*	W, 48-0
11/16/1991	N17*	W, 24-19
11/21/1992	H*	W, 21-13
11/20/1993	H*	W, 28-12
10/29/1994	A*	W, 31-21
10/28/1995	N18*	L, 10-17
11/2/1996	A*	L, 0-28
11/22/1997	H*	L, 12-28
11/14/1998	H*	L, 10-13
11/13/1999	A*	W, 37-14
11/18/2000	H*	W, 27-20
11/17/2001	A*	L, 21-24
11/9/2002	H*	L, 27-37
11/8/2003	A*	L, 28-49
10/2/2004	H*	L, 35-42
10/29/2005	A*	L, 20-24
9/30/2006	H*	W, 28-21
11/3/2007	A*	L, 21-24
11/8/2008	H*	W, 38-17
10/31/2009	A*	W, 41-27
10/2/2010	H	W, 36-31

GEORGETOWN (15-8)

10/29/1904	N4	L, 4-17
11/22/1913	A	L, 7-16
10/22/1921	H	L, 7-28
11/4/1922	A	W, 10-0
10/9/1937	H	W, 27-6
9/25/1948	H	W, 18-7
9/24/1949	H	L, 13-20
11/18/1950	H	L, 14-21
11/23/1996	A	W, 45-36
9/20/1997	H	W, 25-21
9/19/1998	A	L, 12-13
9/11/1999	H	L, 16-34
9/9/2000	A	W, 38-22
9/8/2001	H*	W, 33-7
9/14/2002	A*	W, 41-13
9/13/2003	H*	W, 42-34
11/20/2004	A*	W, 31-28(ot)
9/10/2005	H*	W, 48-6
9/2/2006	A*	W, 26-13
9/22/2007	H*	W, 55-0
9/27/2008	A*	W, 38-14
9/5/2009	H*	W, 20-7
9/25/2010	A*	L, 7-17

HARVARD (23-39-2)

11/12/1904	A	L, 4-28
10/7/1911	A	L, 0-8
10/5/1912	A	L, 0-19
10/18/1913	A	L, 7-47
9/25/1920	A	L, 0-3

10/1/1921	A	L, 0-3
10/8/1922	A	L, 0-20
10/20/1923	A	L, 0-6
10/18/1924	A	L, 6-12
10/17/1925	A	W, 7-6
10/9/1926	A	W, 19-14
10/15/1927	A	L, 6-14
11/17/1928	A	T, 0-0
11/16/1929	A	L, 6-12
11/15/1930	A	W, 27-0
11/14/1931	A	L, 0-7
11/12/1932	A	L, 0-7
10/21/1933	A	W, 10-7
10/20/1934	A	W, 26-6
10/12/1935	A	W, 13-0
10/26/1946	A	L, 6-13
10/18/1947	A	L, 0-7
10/30/1948	A	L, 13-20
10/29/1949	A	L, 14-22
11/4/1950	A	W, 26-7
9/29/1951	A	W, 33-6
9/24/1960	A	L, 6-13
10/13/1962	A	W, 34-20
9/25/1965	A	L, 7-17
9/28/1968	A	L, 20-27
9/27/1969	A	L, 0-13
9/25/1971	A	W, 21-16
9/28/1974	A	L, 14-24
9/27/1975	A	L, 7-18
9/27/1980	A	L, 13-14
9/26/1981	A	W, 33-19
11/6/1982	H	L, 17-24
11/5/1983	A	T, 10-10
9/29/1984	A	W, 24-14
11/9/1985	H	L, 20-28
9/27/1986	A	W, 41-0
11/7/1987	H	W, 41-6
10/1/1988	H	W, 35-20
9/23/1989	A	W, 31-17
9/29/1990	H	W, 35-14
10/5/1991	A	W, 28-13
10/3/1992	H	W, 30-7
10/16/1993	A	L, 25-41
10/1/1994	H	L, 17-27
10/14/1995	A	W, 27-22
10/19/1996	H	L, 25-28
10/18/1997	A	L, 24-52
10/17/1998	A	L, 14-20(ot)
9/25/1999	H	L, 17-25
9/16/2000	A	W, 27-25
9/21/2002	A	L, 23-28
9/20/2003	H	L, 23-43
9/18/2004	A	L, 0-35
9/17/2005	H	L, 21-31
9/16/2006	A	L, 14-31
9/15/2007	H	W, 31-28
9/19/2008	A	L, 24-25
9/19/2009	H	W, 27-20
9/18/2010	A	L, 6-34

LAFAYETTE (11-14)

9/20/1986	A*	W, 38-14
9/19/1987	H*	W, 40-11
9/17/1988	A*	L, 20-28

9/16/1989	A*	W, 23-21
10/27/1990	H*	W, 34-3
11/2/1991	H*	W, 48-14
11/7/1992	A*	L, 6-15
11/6/1993	H*	L, 27-52
10/22/1994	A*	L, 9-17
10/21/1995	H*	L, 17-27
11/16/1996	A*	L, 21-28
11/15/1997	H*	L, 23-34
10/31/1998	A*	L, 17-28
9/18/1999	H*	W, 30-12
10/21/2000	A*	L, 13-28
10/20/2001	H*	W, 63-53
11/16/2002	A*	L, 13-42
11/15/2003	H*	L, 13-41
11/13/2004	A*	L, 20-56
11/12/2005	H*	L, 21-41
10/21/2006	A*	W, 38-28
11/10/2007	H*	L, 21-31
11/15/2008	A*	W, 27-26
11/14/2009	H*	W, 28-26
11/13/2010	A*	W, 37-27

LEHIGH (12-13-1)

11/8/1924	H	T, 3-3
9/13/1986	H*	W, 17-14
9/26/1987	A*	W, 63-6
10/15/1988	H*	W, 48-24
11/11/1989	A*	W, 55-16
10/20/1990	H*	W, 34-22
10/26/1991	A*	W, 43-42
10/31/1992	H*	W, 28-25
10/30/1993	A*	L, 10-17
11/12/1994	H*	L, 13-29
11/11/1995	A*	L, 21-51
11/9/1996	H*	L, 10-20
11/8/1997	A*	W, 20-14
10/24/1998	H*	L, 14-24
10/23/1999	A*	L, 8-62
10/28/2000	H*	L, 6-21
10/27/2001	A*	L, 14-47
10/26/2002	H*	L, 12-21
9/6/2003	A*	L, 20-38
10/9/2004	H*	L, 14-42
10/8/2005	A*	W, 13-10
10/28/2006	H*	L, 14-28
10/20/2007	A*	W, 59-10
10/25/2008	H*	W, 35-21
11/7/2009	A*	W, 24-20
11/6/2010	H*	L, 17-34

MASSACHUSETTS (21-23-5)

9/25/1897	A	W, 4-0
9/24/1898	A	W, 23-0
9/23/1899	H2	W, 11-0
9/22/1900	H2	W, 6-0
9/28/1901	H2	L, 0-17
9/27/1902	H2	T, 0-0
9/26/1903	H	W, 6-0
9/28/1904	H	T, 0-0
9/23/1905	H	W, 17-0
9/29/1906	H	W, 6-4
10/19/1907	H	L, 5-10

10/21/1911	H	W, 6-0
10/26/1912	H	T, 6-6
10/4/1913	H	L, 0-6
10/3/1914	H	L, 0-14
10/16/1915	H	T, 7-7
11/11/1961	H	W, 44-7
11/7/1964	H	L, 6-25
11/6/1965	A	L, 0-27
11/5/1966	H	W, 16-14
11/9/1968	H	W, 47-20
11/7/1970	H	L, 13-29
11/6/1971	A	L, 27-38
11/11/1972	H	W, 28-16
9/8/1973	A	W, 30-28
11/9/1974	H	W, 30-20
11/8/1975	A	L, 13-45
11/6/1976	H	L, 14-24
11/5/1977	A	L, 6-28
11/11/1978	H	L, 8-33
11/10/1979	A	W, 20-18
11/8/1980	H	L, 13-17
9/19/1981	A	L, 10-13
9/18/1982	H	W, 27-14
9/17/1983	A	W, 17-0
9/22/1984	H	W, 35-7
9/21/1985	A	L, 3-27
11/1/1986	H	W, 41-7
10/31/1987	A	W, 54-10
9/8/1990	H	T, 10-10
9/14/1991	A	W, 22-20
9/19/1992	H	L, 3-7
9/11/1993	A	L, 7-37
9/17/1994	H	L, 0-32
9/16/1995	A	L, 0-51
9/14/1996	H	L, 10-28
9/1/2007	A	L, 30-40
9/6/2008	H	L, 42-45
9/11/2010	A	L, 7-31

NEW HAMPSHIRE (6-5)

10/2/1909	H	W, 13-0
11/20/1920	H	W, 32-0
11/19/1921	A	L, 7-13
9/22/1973	A	W, 31-0
9/11/1976	H	L, 3-17
9/10/1977	A	L, 14-27
9/9/1978	H	W, 19-14
9/15/1979	A	L, 17-26
9/11/1982	H	W, 28-0
9/24/1983	A	W, 42-30
11/10/1984	H	L, 13-14

For legend, see page 130.

HOME COMING & FAMILY WEEKEND

HOME COMING GAMES

(Won 32, Lost 29, Tied 1)

1947 Holy Cross 6, Colgate 6
1948 Colgate 14, Holy Cross 13
1949 Holy Cross 35, Colgate 27
1950 Syracuse 34, Holy Cross 27
1951 Holy Cross 34, Colgate 6
1952 Holy Cross 12, Fordham 7
1953 Syracuse 21, Holy Cross 0
1954 Marquette 19, Holy Cross 14
1955 Syracuse 49, Holy Cross 9
1956 Holy Cross 20, Colgate 6
1957 Dartmouth 14, Holy Cross 7
1958 Holy Cross 16, Boston University 8
1959 Holy Cross 14, Colgate 12
1960 Penn State 33, Holy Cross 8
1961 Holy Cross 17, Dartmouth 13
1962 Syracuse 30, Holy Cross 20
1963 Boston University 18, Holy Cross 6
1964 Colgate 10, Holy Cross 0
1965 Dartmouth 27, Holy Cross 6
1966 Holy Cross 7, Dartmouth 6
1967 Holy Cross 17, Colgate 0
1968 Holy Cross 29, Dartmouth 17
1969 Cancelled
1970 Colgate 21, Holy Cross 13
1971 Holy Cross 28, Boston University 14
1972 Dartmouth 17, Holy Cross 7
1973 Temple 63, Holy Cross 34
1974 Holy Cross 14, Dartmouth 3
1975 Colgate 20, Holy Cross 14
1976 Dartmouth 45, Holy Cross 7
1977 Boston University 14, Holy Cross 13
1978 Holy Cross 35, Dartmouth 0
1979 Colgate 17, Holy Cross 16
1980 Holy Cross 17, Dartmouth 6
1981 Yale 29, Holy Cross 28
1982 Holy Cross 28, Dartmouth 12
1983 Holy Cross 21, Colgate 18
1984 Holy Cross 30, Dartmouth 20
1985 Holy Cross 22, Delaware 6
1986 Holy Cross 48, Dartmouth 7

1987 Holy Cross 49, Colgate 7
1988 Holy Cross 17, Dartmouth 3
1989 Holy Cross, 46, Princeton 0
1990 Holy Cross 21, Dartmouth 10
1991 Holy Cross 45, Pennsylvania 0
1992 Holy Cross 10, Princeton 7
1993 Yale 31, Holy Cross 27
1994 Massachusetts 32, Holy Cross 0
1995 Yale 28, Holy Cross 17
1996 Columbia 42, Holy Cross 16
1997 Princeton 21, Holy Cross 7
1998 Cornell 17, Holy Cross 9
1999 Harvard 25, Holy Cross 17
2000 Holy Cross 34, Pennsylvania 17
2001 Holy Cross 49, Dartmouth 17
2002 Towson 42, Holy Cross 10
2003 Harvard 43, Holy Cross 20
2004 Lehigh 42, Holy Cross 14
2005 Holy Cross 48, Georgetown 6
2006 Holy Cross 28, Fordham 21
2007 Holy Cross 31, Harvard 28
2008 Massachusetts 45, Holy Cross 42
2009 Holy Cross 34, Dartmouth 14
2010 Holy Cross 36, Fordham 31

FAMILY WEEKEND GAMES

(Won 29, Lost 24, Tied 1)

1954 Holy Cross 46, Connecticut 26
1955 Holy Cross 20, Boston University 12
1956 Holy Cross 13, Quantico Marines 0
1957 Penn State 14, Holy Cross 0
1958 Holy Cross 26, Dayton 0
1959 Holy Cross 8, Dayton 0
1960 Penn State 33, Holy Cross 8
1961 Holy Cross 28, Dayton 0
1962 Holy Cross 20, VMI 14
1963 Quantico Marines 7, Holy Cross 6
1964 Holy Cross 16, Quantico Marines 0
1965 Holy Cross 20, Buffalo 7
1966 Holy Cross 16, Massachusetts 14
1967 Holy Cross 21, Boston University 17
1968 Syracuse 47, Holy Cross 0

1969 Cancelled
1970 Massachusetts 29, Holy Cross 13
1971 Holy Cross 17, Northeastern 7
1972 Holy Cross 26, Villanova 9
1973 Syracuse 5, Holy Cross 3
1974 Holy Cross 30, Massachusetts 20
1975 Boston University 6, Holy Cross 0
1976 Holy Cross 33, Rhode Island 14
1977 Brown 44, Holy Cross 13
1978 Massachusetts 38, Holy Cross 8
1979 Boston University 16, Holy Cross 7
1980 Connecticut 18, Holy Cross 17
1981 Holy Cross 34, Brown 24
1982 Harvard 24, Holy Cross 17
1983 Holy Cross 31, Brown 10
1984 Holy Cross 41, Connecticut 0
1985 Holy Cross 20, Brown 20
1986 Holy Cross 17, Bucknell 10
1987 Holy Cross 41, Brown 0
1988 Holy Cross 48, Lehigh 24
1989 Holy Cross 31, Colgate 6
1990 Holy Cross 34, Lehigh 22
1991 Holy Cross 42, Brown 20
1992 Holy Cross 27, Bucknell 12
1993 Lafayette 31, Holy Cross 27
1994 Holy Cross 27, Bucknell 21
1995 Lafayette 27, Holy Cross 17
1996 Bucknell 38, Holy Cross 7
1997 Colgate 42, Holy Cross 7
1998 Bucknell 30, Holy Cross 14
1999 Harvard 25, Holy Cross 17
2000 Lehigh 21, Holy Cross 6
2001 Holy Cross 63, Lafayette 53
2002 Lehigh 21, Holy Cross 12
2003 Dartmouth 24, Holy Cross 20
2004 Bucknell 42, Holy Cross 27
2005 Colgate 27, Holy Cross 14
2006 Lehigh 28, Holy Cross 14
2007 Yale 38, Holy Cross 17
2008 Holy Cross 35, Lehigh 21
2009 Holy Cross 42, Colgate 28
2010 No Game Scheduled

ALL-TIME LETTERWINNERS

A A A A A A A A A

Abbate, Bob	1968
Ackermann, Adam	2004
Adams, Bill	1972
Adams, Daniel	2007
Addesa, Mike	1966
Ahern, John	1981
Akande, Gideon	2006
Alberghini, Tom	1943
Allard, John	1979
Allegro, James	1956
Allen, David	1960
Allen, John	1961
Allen, Michael	2007
Allosso, Dakota	2011
Aloisi, John	2000
Alzerini, Al	1930
Ambrose, John	1931
Ambrose, Joseph	1933
Ambrose, Wayne	1969
Anastasi, Paul	1977
Anderson, Bryan	2006
Anderson, Mike	1985
Andreoli, Jim	1988
Andreoli, John	1982
Andrews, Bobby	1999
Andronica, John	1964
Apfelbaum, Reed	2013
Araujo, Todd	1994
Arcand, Richard	1957
Argillander, Michael	2011
Arment, Francis	x1963
Armstead, Anthony	1962
Ashton, Henry	1993
Auffant, Samuel	2013
Auth, Chris	1992
Avery, Leonard	1935

B B B B B B B B B

Bachini, John	1967
Baiorunos, John	1932
Baker, Henry	1931
Balardini, Darren	1997
Baldwin, Patrick	x1901
Baldwin, William	1903
Balestracci, Mark	2006
Ball, Raymond	1948
Barhydt, Dennis	2004
Barnett, Dave	1994
Barraza, Mauricio	1994
Barrett, James	x1910
Barrett, Pete	1964
Barry, Pat	1987
Barry, Tim	1982
Barry, Tom	1940
Barry, William	1898
Bartolomeo, Paul	1938
Barton, Robert	1948
Bartone, Ron	1987
Barzilauskas, Fritz	x1944
Bates, Mark	1980
Batters, Henry	1900
Bavaro, Anthony	1959
Bayode, Oluwaseun	2008
Beardsworth, Kevin	1975
Beaulieu, Henry	1950
Beck, Joel	1999

Becker, Mark	1972
Beert, Mark	x1970
Beigel, Daniel	1963
Belanger, Frank	1995
Bell, Joseph	2014
Bellomo, Matthew	2012
Belluche, Dan	1986
Bennett, Jeff	1990
Benoit, Charles	1961
Berardino, Dick	1959
Bergen, Ed	1932
Berger, Ben	2000
Bergin, Stephen	1932
Bernazzani, Michael	2011
Berquist, Matt	1997
Bessemer, Casey	2013
Bestpitch, Tom	2000
Betz, Jarrod	2007
Bezemes, John	1943
Bialous, Stan	1960
Biasotti, Jack	1962
Bickford, Noah	2001
Biegel, Dan	1963
Billman, Brian	2009
Binder, Charles	1950
Biocca, Peter	1954
Birmingham, Pat	1999
Bishop, Ian	1998
Blair, George	1954
Blake, Michael	2002
Blake, Ray	1967
Bletzer, Curt	1980
Blias, Ray	1934
Blocker, Tyree	1974
Blue, Dominic	1998
Bluth, Daniel	2009
Bocklet, Barry	1961
Bodanza, Chris	1993
Bogdan, John	1940
Bogdanski, John	2004
Boisture, Dave	1982
Boland, Dan	1999
Bolger, Matthew	1973
Bonner, Maury	1991
Boratyn, Joseph	1942
Bordelon, Gary	2004
Botting, Luke	2009
Bourque, Pat	1969
Bove, Pete	1929
Bowes, Jim	1993
Bowman, Jim	1935
Boyle, Jim	1985
Boyle, Michael	1950
Boytano, Charles	x1971
Brackett, Gary	1970
Bradford, Willie	1990
Bradley, James	1908
Bradley, Peter	1902
Bradley, Rohan	1975
Brady, Matthew	2010
Brawley, E.F.	1916
Brennan, Chris	1915
Brennan, Joseph	1926
Brennan, Leo	1942
Brennan, Philip	1921
Brennan, Wally	1949
Bresnahan, Tom	1956

Brett, Henry	1914
Brewington, Tavares	2000
Britt, Edward	1936
Brock, Jon	2009
Brogan, Paul	1935
Brooks	1906
Brosnan, John	1930
Broussard, Lastie	1921
Brower, Bob	1982
Brown, Daryl	2009
Brown, Joe	1960
Brown, Jon	2002
Browning, Terrence	1996
Brucato, Charles	1938
Bruckner, Matt	2005
Bruso, George	1933
Bryson, Francis	1951
Buchanan, Steve	1974
Buckley, Michael	2003
Buglione, Dana	2008
Buird, Brian	2004
Bullek, Dave	1983
Buller, Steve	2009
Bunnam, J.	1925
Buonopane, Jim	1956
Burke, Francis	1950
Burke, Howard	x1972
Burke, John	1903
Burke, Thomas	1946
Burke, William	1909
Burns, Eddie	1937
Burns, Larry	1974
Buron, Dan	1984
Butler, Alfred	1926
Butler, Thomas	1964
Butts, Alfred	1926
Buzynski, Bernard	1960
Byers, Joe	x1951
Byrd, Evan	2009
Byron, Terry	1961

C C C C C C C C C

Cadrin, Leo	1952
Cahill, Francis	1915
Cahill, John	1903
Cahill, Philip	x1944
Cahill, Robert	1953
Cahill, Ronald	1940
Cahill, William	1907
Cain, Joseph	1917
Callahan, Craig	1991
Callahan, Francis	1908
Callahan, John	1904
Callahan, John	1932
Callahan, Robert	1995
Callahan, William	1898
Callan, Thomas	1935
Camara, Francis	2012
Camey, John	1904
Camey, John	1907
Camey, Patrick	1903
Camocy, John	1914
Campbell, Anthony	2010
Campbell, Bill	1977
Campbell, Charles	1905
Campbell, James	1905
Campbell, James	1898

Campbell, Joseph	1943
Canini, Joseph	1937
Cannon, David	2006
Cannon, Mark	1977
Capon, Bradley	2005
Capparelli, Charles	1963
Carey, George	1914
Carlin, Leo	1985
Carnicelli, Tom	1930
Carnicelli, Bill	x1933
Carr, John	1938
Carr, John	2004
Carrigan, William	1906
Carrol, John	1963
Carrol, Walter	1929
Carroll, John	1954
Carroll, Michael	m2007
Carstens, Thomas	1955
Carson, Alex	2010
Carton, Charles	1925
Carullo, John	1960
Case, William	1922
Casey, Dick	1955
Casey, Jack	1951
Cashen, John	1914
Catalano, Tony	1983
Cavalieri, James	1932
Cavanach, Jim	1957
Celentano, Lou	1941
Cepero, Orlando	1994
Cerratani, Craig	1979
Cerrigone, Giancarlo	2000
Cervini, August	1928
Chagnon, Charles	x1904
Chambers, Joe	2000
Chandler, Monte	1993
Chapman, Mike	1999
Chase, Lee	2006
Chicko, Frank	1987
Chieco, Mike	1980
Chiungos, Mark	1981
Chmielinski, Luke	2011
Ciaccio, Tom	1992
Cialino, Andrew	2010
Ciampa, Ryan	2003
Ciccone, Joe	1997
Cirillo, Mike	x2006
Clancy, Stu	1930
Clapton, Colin	1972
Clark, Bill	1962
Clark, Dan	2002
Clark, Ed	1931
Clark, Fred	1992
Clark, Marco	1989
Clarkin, Craig	1988
Claro, Tom	1996
Clement, Thomas	1971
Clifford, Walter	x1933
Clivio, Andy	1983
Coakley, William	1933
Cobb, Jim	1981
Cobey, William	1903
Coburn, Ed	1993
Coddington, Bill	x1989
Cogan, Arthur	1916
Coiller, Gerald	1936
Colarusso, Sandro	1999

ALL-TIME LETTERWINNERS

Colastano, Rich1927
 Cole, Nicholas2010
 Coleman, Edward1927
 Coleman, Michael2002
 Colgan, Patrick2001
 Collar, Ryan2001
 Colleary, William1913
 Collins, Brian1986
 Collins, Charles1938
 Collins, William1912
 Collins, William1940
 Collins, William2008
 Colucci, Anthony1932
 Columbo, Peter1979
 Comcowich, William1926
 Comer, John1948
 Conca, Vince1982
 Coney, LaJuan1998
 Confesor, Ari2004
 Conley, Chris2001
 Connelly, Brian1987
 Connelly, Chris1999
 Connelly, John1950
 Connelly, Paul1981
 Conner, John1903
 Connors, Edward1920
 Connors, Pat1963
 Connolly, Kevin1977
 Connolly, Mickey1974
 Connolly, Patrick1949
 Connor, George S.L.1907
 Connor, George L.1946
 Connors1898
 Connors, Frank1929
 Connors, Maurice1929
 Conrow, James2002
 Conroy, Stephen1947
 Constantini, Joe1965
 Conti, Francis1909
 Conway, Robertx1949
 Conway, Walter1920
 Coogan, Owen1902
 Coogan, Owen1953
 Cook, David1949
 Cook, Edward1917
 Cook, James1995
 Cooney, Jack1923
 Cooney, Joseph1995
 Cooney, Michael1954
 Cooney, Robert1955
 Cooney, Robert1972
 Corales, Brian2001
 Corbett, Gene1963
 Cordero-Reyes, Hector2003
 Corsac, Frankx1958
 Costello, John1951
 Costello, John1964
 Costello, Tom1948
 Coughlin, Fran1965
 Coughlin, Jim1976
 Courtney1907
 Covington, Markx1984
 Cowley, Bill1985
 Cravedi, Andrew1995
 Crawther, Robert1904
 Cregar, William1925

Cresta, Dana1981
 Crimmins, Mike1969
 Cromwell, Darin1992
 Cronin1905
 Crosby, Marc2007
 Crowley, Jack1926
 Crowley, William1925
 Crowther, Robertx1907
 Cullen, Gene1976
 Culligan, Mike1991
 Cullinan, Brian2002
 Cullity, John1952
 Cummings, Genex1920
 Cunnion, Mikex1967
 Curley, Robert1937
 Curran, Bob1974
 Curran, Ed1936
 Curran, Joe1936
 Cusick, Tom1961
 Cutting, Henry1963

D D D D D D D D D D

D'Agata, Anthony1969
 Dahlstrom, Jack1968
 Dahut, Robert1960
 Daley, Timothy1917
 Dalrymple, Damian1999
 Daly, George1910
 Daly, L. Sheldon1928
 Daly, William1920
 Dankert, Peter1992
 Danno, Pat1966
 Daret, W.1907
 Darrington, Paul1940
 Darrington, Darin1991
 Datka, Gordon1959
 Daughters, Robertx1937
 Davis, Brandon2000
 Davis, Chris1995
 Davis, Darran2006
 Davis, Paul1993
 Davitt, James1913
 Davitt, William1907
 Day, Dave1966
 DeAntoni, Chris1992
 DeChard, William1951
 DeChirico, Ron1987
 Dee, Robert1955
 Deehan, Mickey1957
 Deem, Thomas1946
 Dees, Darrell1991
 Deffley, James1950
 DeFillippo, Gene1949
 Defino, Robert1959
 Degenhardt, Chris1986
 Degnan, Bernard1951
 Delaney, Jack1969
 Delaney, John1940
 Delaney, Joseph1939
 DeBello, Amleto1947
 DeLisle, Gerald1945
 Dembowski, Wally1988
 deMontagnac, Len1992
 Dempster, Alex1996
 Derrell, Craig1993
 DeSantis, Michael2007
 DeSaulniers, Robert1970

Deschenes, Dick1968
 DeSisto, Joe1979
 Desmarais, Ken1962
 DesRoches, Roger1946
 Detmer, Dave1984
 Devlin, Markx1918
 Devlin, Robert1946
 Dewayne, Mike1971
 DiBurro, Jeff1993
 Dickerson, Jaffe1972
 Dieckelman, Jim1950
 DiGangi, John1948
 DiGangi, Paulx1980
 Digris, Bernard1942
 DiLella, Kyle2009
 DiLullo, Peter1990
 DiMichele, Anthony2011
 Dinopoulos, Tom1984
 Diverio, Ralph1950
 Dixon, Byron1988
 Dixon, Troy1993
 Dodwell, James1906
 Doherty, Brian1980
 Doherty, Johnx1905
 Doherty, Mark1970
 Dolan, Francois1916
 Donahue, Doug2002
 Donahue, John1921
 Donnalley, Tom1951
 Donahue, B.J.2000
 Donohue, John1921
 Donovan, Eugene1915
 Dooley, John A.1996
 Dooley, Mike1986
 Doran, Matt1999
 Dornfried, Robert2011
 Dorrington, Paul1941
 Dougherty, Ed1937
 Dougherty, Joe1930
 Dougherty, Vin1936
 Dovovan, John1965
 Dovovan, Robert1933
 Dovovan, Tim1990
 Dovovan, Walter1923
 Dowd, John1910
 Dowe, Ian1988
 Dowling, Ed1929
 Downey, Melvin1929
 Downing, Tim1990
 Downs, David1999
 Doxsey, Barrett1999
 Doyle, Andrewx1961
 Doyle, Chuck1986
 Doyle, Kevinm2011
 Doyle, Robert1952
 Doyle, Tom1971
 Doyle, Vincent1971
 Draddy, Greg1993
 Drain, Brian1967
 Drais, Ward1929
 Drescher, Fritz1934
 Driscoll, Johnx1911
 Dube, Davidx1915
 Dubreuil, Jake2001
 Duckworth, Marcus1993
 Duff, Patrick2003

Duffy, Joseph1959
 Duffy, Ted1998
 Dugan, David2003
 Dugan, John1965
 Dugan, Luke2005
 Dugan, Matt2006
 Duggan, Chrisx1980
 Dulligan, Jamesx1919
 Dunay, Joe1953
 Dunn, Jamesx1913
 Dunn, Kevin1960
 Dunn, Kevin2006
 Dunne, Bob1968
 Dunneback, Tim2004
 Durand, Richard1949
 Dutton, Dan1994
 Dwyer, Dennis1966
 Dyer, Chuck1974

E E E E E E E E E E

Earle, Tony1996
 Earls, Martin1933
 Eaton, Dick1958
 Eck, Chris1986
 Edger, William2010
 Egan, Walterx1902
 Egiros, Mike1999
 Egle, Jack2000
 Eruzione, Vin1984
 Esposito, John1960
 Estep, Tom1988
 Ewald, Larry1980
 Ewen, Jim1955
 Exil, Jefferson2002

F F F F F F F F F F

Faery, Matt1996
 Falite, Mike1990
 Falvey, John1948
 Fanning, Matthew2007
 Farrell, Charlie1968
 Farrell, James1931
 Farrell, Robbie1897
 Farrell, Robert1950
 Farrier, Fred1994
 Favulli, Mike1933
 Fellin, Jack1962
 Feltch, John1952
 Fenerty, Gill1986
 Fenner, Chandler2012
 Fernandez, Julio1989
 Fernandez, Steve1979
 Ferrazzi, John1946
 Ferrel, Matthew2011
 Ferris, Robert1946
 Fess, Michael2014
 Fiatarone, Dana1999
 Fina, Phil1963
 Fink, Robert1964
 Finn, Al1916
 Finn, Bernard1930
 Finn, Frank1914
 Finn, Jack1927
 Finn, John1898
 Finn, Joseph1963
 Finn, Leo1910
 Finneran, John1937

ALL-TIME LETTERWINNERS

J J J J J J J J J J

Jachowicz, Robert	1951
Jackson, Matthew	2010
Jackson, Wayne	1985
Janiak, Walter	1936
Jank, Mike	1978
Jansa, Joseph	x1934
Jarvis, Charles	1935
Jednak, Mike	1988
Jenkins, Eddie	1972
Jenkins, James	2002
Jenkins, Joshua	2011
Joern, Bill	1962
Johnson, Alex	2011
Johnson, Don	1983
Johnson, Justin	2010
Johnson, Phil	1980
Johnson, Stephen	1973
Jolie, Don	1954
Jones, Aaron	2010
Jones, Chris	2004
Jones, David	1988
Jones, George	1911
Jordan, Mike	x1971
Joy, William	1912
Jurgielewicz, Ed	1950
Jutras, Steve	1970

K K K K K K K K K K

Kaczmarek, John	1986
Kaminski, Mike	1968
Kane, Doug	1971
Kania, Scott	1991
Karim, Sain	x2007
Karpawich, Tony	1928
Karpawich, Pete	1936
Kasouf, David	2003
Katarincic, Jay	1987
Kauffman, Kevin	1991
Kavanaugh, Brian	1967
Kavanaugh, Mike	1997
Kay, Matt	2001
Keating, John	1922
Keefer, Quinn	2007
Keegan, Sean	1989
Keith, Grant	1977
Kellar, John	1941
Kelleher, Joe	1976
Kelleher, Tom	1950
Kelleher, Tom	1988
Kelley, Augustus	x1902
Kelley, Brian	1983
Kelley, Jerry	1976
Kelley, Richard	1946
Kelley, Thomas	1935
Kelley	1899
Kelliher, Mark	2008
Kelly	1897
Kelly, Donald	1933
Kelly, George	1950
Kelly, Jim	1988
Kelly, John	1922
Kelly, John	1940
Kelly, John	1948
Kelly, Kevin	2007
Kelly, Michael	1916
Kelly, Patrick	1905

Kelly, Rick	1981
Kelly, Thomas	1931
Kelly, Tom	1967
Kelly, William	1929
Kennedy, Arthur	1948
Kennedy, Daniel	1912
Kennedy, Walter	1906
Kenney, Chris	1987
Kenney, John	1900
Kenney, Thomas	1905
Kenney, Thomas	1946
Kenny, Pat	1994
Kent, Steve	1989
Kern, John	1958
Kernan, Terry	1960
Keville, William	1950
Kidd, Fred	1942
Kidd, Rexford	1937
Kielt, Michael	2009
Kiley, Tom	1966
Kimball, Zach	2001
Kimener, Pete	1967
King, George	1904
King, Leo	1901
King, Will	x2008
Kirk, Mark	1994
Kirmser, Earl	1966
Kissell, Vito	1949
Kitteredge, Paul	1927
Kittredge, Francis	1970
Kives, Matthew	1999
Klarmon, Walter	1932
Klasoskus, Albin	1948
Klauke, Paul	1976
Kleniewski, Francis	1943
Klofas, John	1977
Knight, Charles	1908
Knight, Leroy	2005
Knight, Web	1969
Kobyliński, Chris	2001
Kobza, Lou	1976
Koch, Cavanaugh	2012
Kochansky, Richard	1965
Kolanda, Kevin	1974
Kollar, Ben	2004
Komodzinski, Ken	1960
Konieczny, Tony	1973
Kordis, Chris	1974
Kosciuk, Marc	1991
Kosich, Joseph	2010
Koslowski, Stan	1948
Koster, Robert	2011
Kovath, Chris	1992
Kozerski, Bruce	1984
Kraft, Francis	1913
Kranoff, Frank	1947
Krasnick, John	1988
Kreimer, Tim	1989
Kretowicz, Adam	1942
Krol, Tom	x1997
Krusenoski, Kevin	1997
Krzyzek, Dick	1968
Kucharski, Ted	1930
Kurcz, Bob	1969
Kutschke, Ed	1986
Kutschke, Frank	1987
Kuziora, Leonard	1937

L L L L L L L L L L

Laboranti, Jeff	1998
LaCamera, Peter	1993
LaFontaine, Val	1956
Lagnan, Joseph	1921
LaGrenade, Justin	2006
Lague, Larry	1964
Laliberte, Bob	1990
Lamb, Gerry	1973
Lamb, Tom	1971
Lambert, Robert	1948
Lamkin, Sean	2010
Landers, Jack	1976
Landirgan, James	x1945
Lane, Matt	2006
Lane, Rick	1988
Langelier, Nathan	2009
Larkin, Timothy	1905
Larose, Troy	2001
Larsen, Nick	2004
LaTanzi, Arigo	1939
Laugeni, Greg	1986
Lavalette, Jack	1991
Lavery, Earl	1954
Lavey, John	1954
Lawlor, James	1911
Lawlor, John	1911
Lawlor, Michael	1902
Lawson, Bob	1968
Lawson, Robert	1944
Leatherman, Jachin	2010
Lebling, Tom	1917
Lee, Barney	1916
Lee, Jim	1968
Lehman, Mike	1973
Leidich, Greg	1993
LeMay, Joe	1981
LeMay, Louis	1950
Lemieux, Donald	2011
Lemire, Henry	1954
Lemire, Matt	2007
Lemmer, Clayton	2002
Lentz, Jack	1967
Lenzini, Joel	1902
Leo, Sam	1995
Leonard, Jack	1970
Lewandowsky, Vic	1970
Lewis, Michael	x1990
Lewis, Steve	1977
Lewis, Tim	1975
Liggins, Quentin	2010
Lilly, Ed	1962
Lilly, Joe	1966
Liljedahl, James	2001
Lilore, Ralph	1968
Linehan, George	1900
Linnane, Joseph	1898
Linnehan	1897
Lingua, Peter	1936
Lobb, Edward	2005
Lockbaum, Gordon	1988
Lockey, David	2000
Lodde, Scott	1972
Lombardo, Joe	2005
Lonergan, James	1926
Long, Richard	1957
Longo, Peter	1984

Loubier, Jesse	2006
Lowery, Lawrence	1928
Lucas, Chris	1987
Lucey, Dan	1977
Luciano, Ecio	1937
Lucido, Joe	1960
Luker, Adam	2005
Lyle, Dave	x1976
Lynch, Brian	m2007
Lynch, Carlin	1956
Lynch, Charles	1970
Lynch, Edward	1906
Lynch, J.	1926
Lynch, James	1972
Lynch, John	1927
Lynch, John	1932
Lynch, Michael	1972
Lynch, Raymond	1918
Lynch, Thomas	1941
Lyons, Paul	1981

M M M M M M M M M M

MacDonald, John	1904
MacDonald, Nicholas	2010
MacDougald, James	1951
MacDougall, Scott	2005
Macys, Broni	1944
Madarano, Gene	1960
Madden, Bill	1958
Maglio, Angelo	1948
Maguire, Mike	1966
Mahaney, Hilary	1925
Mahaney, John	1929
Maher, Jack	1985
Maher, Justin	2008
Maher, Ryan	2008
Maher	1896
Mahon, James	1970
Mahoney	1906
Mahoney, Bob	1968
Mahoney, Charles	1911
Mahoney, Dan	x1912
Mahoney, Steve	x1912
Mahue, Ron	1964
Maiberger, Donald	1963
Malinowski, Bruno	1941
Maliska, Jack	2013
Malone, John	1966
Malone, Kevin	1962
Malone, Terry	1983
Malone, Tony	1959
Maloney, Chip	1966
Maloney, Francis	1919
Maloney, Fred	1907
Maloney, Mark	2005
Maloy, Charles	1953
Maney, Pat	1964
Maney, Paul	1937
Manfreda, Tony	1930
Manganiello, Carmen	1951
Manna, Vin	1956
Mannix, Thomas	2013
Manoli, Peter	1939
Mantel	1933
MarcAurele, Joe	1973
Marcellino, James	1965
Marcellino, William	1965
Marcucio, Brian	1984

ALL-TIME LETTERWINNERS

Mariano, Randy	1992	McGovern, Bill	1985	Monaco, Ray	1941	Mushaweh, Kyle	2009
Marina, Glenn	1985	McGovern, Jack	1980	Monahan, Dan	1999	Myers, John	1998
Marks, James	x1930	McGovern, Rob	1989	Monahan, Francis	1900	Myrick, John	2010
Marr, Steve	1976	McGrath, John	1914	Monahan, J.M.	1899	N N N N N N N N N	
Martin, Adam	2004	McGrath, Richard	1923	Moncevicz, Bill	1970	Naedele, Robert	2000
Martin, Andy	1988	McGuire	1933	Moncewicz, Hipolit	1937	Nahigian, Alex	1942
Martin, Craig	2012	McGuire, Ryan	2008	Monohan, James	1912	Nangle, Crocky	1980
Martin, Matt	1984	McHugh, Peter	x1900	Monty, Mark	1972	Nasser, Matt	1992
Martin, Peter	2002	McIntyre, Al	1952	Moody, Scott	1994	Natowich, Andy	1943
Maruca, Chris	1990	McKone, William	1943	Mooney, Terry	1966	Naughton, Harry	1906
Massa, Gordon	1957	McLaughlin, James	2011	Moore, Joseph	1959	Nawn, Jim	1987
Massa, Mark	1977	McLaughlin, Joe	1990	Moran, Gene	1948	Nawrocki, Andy	2005
Massey, Paul	1937	McLean, Bob	1976	Moran, James	1935	Nawrocki, Brian	2000
Massucco, Mel	1952	McMahon, Harry	1926	Moran, Tim	2000	Nealon, Francis	1957
Masterson, Robert	1953	McMahon, Joseph	1924	Morandos, Tony	1935	Nealon, Jack	1982
Matasavage, Frank	1977	McManaway, Ryan	2007	Morasky, Ted	1946	Neary, Bob	1969
Matasavage, Paul	1981	McManus, Charles	1905	Morgan, Marcus	2011	Neary, Joe	1974
Matheney, Donald	x2010	McManus, Paul	m1959	Morgan, Matt	1992	Neilson, Dave	1985
Matrango, Frank	1952	McMillan, Herbert	2007	Morgan, Mike	1988	Neitzel, J.T.	2004
Mattana, Ron	1963	McMurtry, Sandy	1985	Morosky, Ryan	2007	Nelson, James	1996
Mattiace, Frank	1983	McNally, John	1982	Morris, Bill	1967	Nelthorpe, Kyle	2007
Maurano, Peter	1943	McNamara, Ed	1943	Morris, Bradley	2005	Nelthorpe, Nick	2005
Mauthe, Brian	2011	McNulty, Dan	1979	Morris, Garrett	1993	Nesbit, Wayne	2010
Mautner, Robert	1938	McOsker, Thomas	1979	Morris, Jon	1964	Nester, Joseph	1945
McAfee, Joe	1947	McQuade	1897	Morris, Nicholas	1936	Ney, Ed	1954
McCabe	1902	McQuaide, John	1900	Morrison	1899	Nichol, Chris	1995
McCabe, Dennis	1899	McSharry, Brian	2008	Morrissey, Ed	1915	Nicholson, Art	1946
McCabe, Jerry	1987	McTique, John	1900	Morrissey, Joe	1976	Nield, Tim	1985
McCabe, Michael	2011	Meador, Jeff	1994	Morse, Josh	2000	Nielsen, Chris	2007
McCabe, Scott	1994	Meagher, Fran	1973	Morton, Bob	1978	Nielsen, Paul	2010
McCabe, Thomas	1915	Meduski, Richard	1967	Mowatt, Mark	1971	Nieman, A.J.	1989
McCall, Charles	2012	Mee, John	1965	Moynihan, Jackie	1961	Niland, William	1922
McCann, John	1935	Meehan, Joseph	1932	Mulchay, Kevin	1942	Nims, Joshua	2010
McCann, Thomas	1952	Meehan, Michael	1933	Muldoon, Peter	1985	Nissi, Thomas	1965
McCarthy, Ed	1952	Meehan, Pete	1966	Mullaney, Brian	1995	Noble, Bob	1966
McCarthy, Gene	1903	Melink, Tony	1985	Mullen, Chuck	1978	Nolan, Daniel	2008
McCarthy, John J.	1998	Meloney, John	1940	Mullen, Walter	1915	Nolan, Phil	1948
McCarthy, John G.	2000	Melton, Chinua	2003	Mulligan, Dick	1985	Nolan, Richard	1950
McCarthy, Pat Sr.	1963	Menke, Chuck	1975	Mulligan, Mark	1961	Noonan, Edward	1946
McCarthy, Pat Jr.	1986	Mercer, Walter	1902	Mulvey, John	1934	Noonan, James	1901
McCarthy, William	2007	Mercurio, Nicholas	2013	Murnane, Mike	1980	Noone, William	x1905
McCarvill, Jim	1965	Metcalf, Greg	1977	Murphy	1919	Noriscat, Lucie	m2007
McClinchie, Mark	1996	Metivier, Wilfred	1915	Murphy, Basil	1916	Norton, Patrick	1927
McClowery, Jim	1973	Meyer, David	x2002	Murphy, Daniel	x1906	Nosek, Stan	1937
McCooley, Bob	1952	Michaud, Matt	1981	Murphy, Dave	1982	Nugent, Katie	m2010
McCool, John	1931	Michel, Bill	1985	Murphy, David	1990	Nugent, Tyler	2006
McCoy, Robert	x1929	Miglin, Walter	1940	Murphy, Ed	1970	O O O O O O O O O	
McCroohan, John	1907	Mihalik, Herb	1978	Murphy, Edmund	1943	O'Boyle, James	x1906
McCue	1898	Mikelonis, Anthony	2005	Murphy, James	1950	O'Brien, Bob	1935
McCulloch, James	1920	Mikelski, Mike	x1929	Murphy, John	1901	O'Brien, Dan	1977
McCusker	1898	Mikutovicz, Joe	1952	Murphy, John	1904	O'Brien, James	1914
McDaniel, Therman	1994	Milanette, Rob	1994	Murphy, John	1931	O'Brien, Joe	1953
McDermott, Brett	2009	Miller, Jim	1988	Murphy, John	1953	O'Brien, John	m1918
McDermott, Dan	1898	Miller, Joseph	1928	Murphy, John W.	1929	O'Brien, Kevin	1997
McDermott, John	1950	Miller, Mike	2002	Murphy, Joseph	1936	O'Brien, Pat	1985
McDonald, Fred	1969	Millett, Chester	1953	Murphy, Joseph	1957	O'Brien, Richard	1960
McDonald, Tom	1993	Millett, Craig	1986	Murphy, Kevin	1985	O'Brien, William	1960
McDonnell, Mike	1978	Millett, John	1984	Murphy, Richard	1952	O'Byrne, Rod	1958
McDonnell, Tim	2005	Milliher, J.J.	1916	Murphy, Richard	1955	O'Connell, Ed	1931
McDonough	1906	Mills, Bill	1944	Murphy, Richard	1962	O'Connell, Patrick	2013
McDonough, Matt	1900	Milton, Trae	x2001	Murphy, Robert	1964	O'Connell, Phil	1932
McElaney, Mike	2002	Mistretta, Gerald	2013	Murphy, Steve	1944	O'Connell, Robert	1928
McGarry, Malachy	1941	Mirante, Art	1965	Murphy, Thomas	1954	O'Conner, George	1907
McGilvery, Ed	1971	Mitchell, Dave	1988	Murphy, William	1898	O'Connor, James	1958
McGinn, Ryan	2012	Mitchell, David	2005	Murray, F. M.	1944	O'Connor, John	1917
McGonagle, Mike	1974	Mitchell, John	1920	Murray, Martin	1933	O'Connor, John	1935
McGonigle, Steve	1987	Mohammed, Ken	1995	Murray, Matthew	1932		

ALL-TIME LETTERWINNERS

O'Connor, Joe	1930
O'Connor, Tom	1935
O'Connor, Tom	x1904
O'Connor	1924
O'Connor, Dan	1990
Oden, Eric	1983
O'Donnell, Cleo	1907
O'Donnell, Doug	1983
O'Donnell, Ed	1904
O'Donnell, John	1937
O'Donnell, Matt	1995
O'Donnell, Warren	x1956
O'Donoghue, Scott	2014
O'Donovan, Al	1966
O'Gara, Jim	1988
O'Hara, Tim	2005
Ohimor, Mudiaga	2011
O'Keefe, Richard	1948
Oldiges, Eric	2012
O'Leary, Gerald	1955
Oliver, Dale	2000
Oliveri, Jerome	1951
Olson, George	1973
Olson, Mason	2009
O'Melia, Edward	1938
O'Neil, Daniel	1905
O'Neil, John	1925
O'Neil, John	2006
O'Neil, Mike	m1968
O'Neil, Phil	1969
O'Neill, Henry	1899
Oquendo, Chris	2000
O'Reilly, J.J.	1899
O'Reilly	1900
O'Reilly, Patrick	1899
O'Reilly, Bob	1940
Orellano, Roberto	1973
O'Rourke, Dan	1969
O'Rourke, James	1904
O'Rourke, Stephan	1908
Orr, Dave	1982
Orth, Robert	1974
O'Shei, Ross	1986
Osier, Kenneth	1972
Osmanski, Joe	1941
Osmanski, Bill	1939
Ostergren, Fred	1914
O'Sullivan, John	1970
O'Sullivan, William	1901
Otis, Richard	2012
O'Toole, George	1898
O'Toole, John	1906
O'Toole, Joseph	1906
Ouellette, Henry	1939
P P P P P P P P P	
Pacunas, Charle	1960
Pallotti, Francis	1908
Palmer, Anthony	1950
Palmer, Mike	x1976
Paluska, Tom	1992
Pannella, Louis	x1961
Panneton, John	1989
Paraskis, Charles	1939
Parisi, Anthony	1954
Parker, Fran	1948
Partain, Matthew	2009

Partridge, Henry	1964
Pascale, Matt	2001
Patelis, Thanos	1985
Patton, Tom	1986
Pearson, Bill	1982
Peattie, Joseph	1959
Pecora, Anthony	2000
Pedlow, Rob	1990
Pedretty, Kyle	2013
Pedro, Randy	1989
Pelletier, Rich	1973
Pelletier, Roger	1968
Pendergast, Jim	1979
Penny, Bob	1969
Perini, David	1959
Perkins, Demetrick	2008
Persechino, Scott	1984
Petrella, Al	1944
Petrosino, Robert	2010
Petroski, William	1950
Petty, David	x1909
Pfoertner, Al	1958
Phelan, Richard	1929
Phelps, Jack	1989
Picarski, Paul	1975
Pickett, John	1913
Piepul, Robert	1970
Pietrick, Doug	1983
Pignio, Anthony	1995
Pinard, J.M.	2007
Pizzotti, Mike	1977
Player, Russell	1993
Policastro, Joseph	1964
Polichino, Samuel	1971
Ponsetto, Jim	1985
Poole, Christopher	2009
Porter, Rob	1984
Poscavage	1925
Potenza, Joseph	1943
Poticchio, Blake	2007
Povah, John	1919
Powell, John	1993
Powers, Brian	x1971
Powers, Joseph	x1901
Pragalz, Bill	2004
Prestegaard, Rich	1991
Prior, Larry	1976
Promuto, Vin	1960
Provost, John	1975
Puluka, David	2001
Pyne, George	1931
Q Q Q Q Q Q Q Q Q	
Quay, Patrick	2001
Quehl, Dave	1976
Quigley, Edward	1920
Quinlan, Gary	1984
Quinlan, Peter	1984
Quinn, Francis	1915
Quinn, James	x1904
Quinn, John	1943
Quinn, Mike	1968
R R R R R R R R R	
Raber, Brad	2000
Rafferty, Ward	m1965
Rainone, Bob	1957
Rains, Jay	1978

Randolph, Dominic	2009
Raquet, Steve	1984
Ratto, Charles	1957
Ray, Michael	1926
Raymondi, Dan	1969
Reader, Jack	1950
Ready, Edward	1970
Reardon, John	1940
Reardon, Ted	2002
Redding, Mike	1983
Reed, John	1904
Reed, Pat	1994
Rega, Mike	1982
Regan, Brian	1996
Regan, Charles	1903
Regan, Kevin	2011
Reid	1903
Reid, Edward	1926
Reilly, Dan	1982
Reilly, James	1949
Reily, Thomas	1896
Reiss, Charles	1934
Reks, Elmars	x1982
Relihan, Justin	1997
Renz, Hilary	1939
Repshis, Joe	1999
Reynolds, James	m2009
Rhodes, James	1961
Riccardi, Andrew	1935
Rice, Frederick	1902
Richards, Wayne	x1975
Richer, Ray	1933
Riepe, David	1996
Riley, Joe	1992
Riley, Ralph	1990
Riley, William	1905
Rimkus, Victor	1953
Ringle, Jack	1958
Riopol, Albert	1924
Riopol, Dan	1933
Rittershaus, Bill	1937
Robbins, Nate	2001
Roberson, Toussiant	1995
Roberts, Garrett	2006
Roberts, Thomas	1957
Roberts, Walter	1948
Rocchio, Tony	1980
Roche, Henry	1909
Roche, John	1908
Rock, Tom	1974
Rodriguez, Marcus	2010
Roehr, Harry	1907
Rogers, Kenneth	2003
Rogers, Sedrick	1998
Rolfert, Ryan	1903
Roman, Mark	1992
Romer, Bill	1986
Roncarati, Bob	1981
Rosmarino, Robert	x1956
Rovinski, Tony	1933
Rudderhaus	1907
Ruddy, Hugh	1902
Rudy, Scott	1987
Ruffin, Joshua	2005
Ruoti, Anthony	2011
Ryan, Bill	1936
Ryan, Blondy	1930

Ryan, Clarence	x1929
Ryan, James	1933
Ryan, John	1937
Ryan, Joseph	1901
Ryan, Mike	1999
Ryan, Patrick	1953
Ryan, T.	1924
Ryan, Timothy	1922
S S S S S S S S S S	
Saba, Francis	1942
Sadowski, Adam	2008
Saghy, Mike	1989
Sampson, Eric	1994
Sanchez, Rob	1997
SanDoval, Roman	2013
Santana, Freddie	2011
Santaniello, Tony	1958
Santen, Vernon	1932
Sarno, Carl	1938
Sartorelli, William	1943
Saunders, Joe	2000
Savage, Mike	1988
Sawyer, Jack	1996
Scanlan, Mike	1955
Scanlon, Thomas	1906
Schaad, Josh	1991
Schara, Marty	1962
Scheid, Aloysius	1910
Scherm, Gerard	1942
Schiano, P.J.	2001
Schiller, Eugene	1954
Schlageter, Tom	1972
Schmerge, Peter	x1967
Schneider, Alexander	2012
Schoepfer, Andrew	2007
Scholten, Eric	1998
Schroder, John	1983
Schultz, Karl	1992
Schuster, Steve	2000
Schwarb, Roger	2003
Scondras, James	1943
Scopetski, Paul	1969
Scott, Irvin	2014
Scott, J.T.	1995
Scott, Jim	m1980
Sczylvian, Steve	1976
Seddon, Kyle	2012
Seeger, Dave	2004
Segreti, Joe	1991
Sewell, Robert	1998
Sexton, William	1965
Seyda, John	1953
Shanahan, Henry	1930
Shannahan, Ed	1898
Shapley, Jay	1954
Sharp, Keith	1998
Shaw, Ty	2009
Shaw, Vernell	2002
Shay, John	1908
Shea, Chris	1966
Shea, George	m1969
Sheehan, Dave	1954
Sheridan, Mark	1974
Sheridan, Walter	1950
Sherwood, Andrew	2009
Shields, Bill	1937

ALL-TIME LETTERWINNERS

Shields, John1900
 Shimshock, Dave1985
 Shine1899
 Shumilla, Rick1990
 Siaki, Sammy2002
 Sichol, Adam1931
 Sicuranza, Bernard1946
 Sielawa, Leon1979
 Sienkiewicz, Tony1935
 Sierra, Shawn1993
 Silinski, Rob1985
 Silva, Steve2005
 Silvio, Bill2002
 Simendinger, Ken1924
 Simons, Andrew2003
 Simpson, Courtneyx1946
 Simpson, Grey1998
 Sinkhorn, Luke2001
 Skelly, Thomas1904
 Skinner, Richard1961
 Sleeper, Josh2002
 Sliney, Ronald1948
 Smiley, Mark1987
 Smith1896
 Smith1924
 Smith, Christopher2009
 Smith, Greg1967
 Smith, James1909
 Smith, Jeff1982
 Smith, John1911
 Smith, Kyle2011
 Smith, Leroy1977
 Smith, Mike1979
 Smith, Patrick1995
 Smith, Thomas1946
 Smith, Tom1989
 Smithers, William1957
 Snyder, Albert1963
 Sobleski, Connie1933
 Sobleski, Constantine1933
 Sockalexis, Louisx1897
 Soivilien, Nick2002
 Solomon, Neil1980
 Souder, Calvin2002
 Southard, Steve1987
 Spagnolo, Steve2001
 Spinelli, Gene1948
 Splaine, Shannon1995
 Spring, Jim1903
 Stachowski, Bill1972
 Stagnone, Joseph1959
 Stahl, Rick1992
 Stankard, Thomas1904
 Stapp, Brion1998
 Starzynski, Tony1952
 Staszewski, Jim1972
 Staunton, Liam2002
 Stecchi, David1959
 Stephens, John1956
 Stephenson, Charles1946
 Stetter, William1950
 Stewart, Erreck2003
 Stewart, Ryan2009
 Stoy, Mark1989
 Stration, Stefan1991
 Stratton, Peter1970
 Streeter, David1997
 Stringer, Mike1964
 Strojny, Tedx1949

Stromski, Edward1955
 Strumski, Walter1956
 Struzziero, Ralph1966
 Subotich, Rob1997
 Sullivan, Brendan1986
 Sullivan, Chris1990
 Sullivan, James1900
 Sullivan, Jim1935
 Sullivan, John1907
 Sullivan, John1912
 Sullivan, John1952
 Sullivan, K.C.2000
 Sullivan, Mark1937
 Sullivan, Patrick2005
 Sullivan, Pete1975
 Sullivan, Ray1949
 Sullivan, Robert1948
 Sullivan, Rory2011
 Sullivan, Ross2002
 Sullivan, Thomas1942
 Sullivan, William1945
 Sullivan, William1899
 Summers, Chris1994
 Surette, Richard1958
 Sweeney, Dick1952
 Sweeney, Edward1910
 Sweeney, Jack1943
 Sweeney, Mike1997
 Sweeney, Patrick1930
 Sweet, Kimberlym2009
 Swiacki, Bill1943
 Seigert, Clay2012
 Szelagowski, Kevin1999

T T T T T T T T T T

Taggart, Ryan2012
 Tara, Charles1965
 Taracevicz, Bernard1956
 Tassinari, Ugo1938
 Teague, Francis1939
 Tearson, Paul2011
 Tebben, John1970
 Tenekedes, Nick2005
 Terry, Dick1966
 Thiel, Tomx1992
 Thomas, James2012
 Thompson, Antonio2000
 Thompson, Matty1950
 Thompson, David2002
 Thompson, Travis2002
 Thornton, Rick1974
 Thornton, Wayne1982
 Tierney, Brandt2010
 Tierney, Ed1932
 Tierney, Matthew1930
 Tighe, Mike1991
 Timilty, Greg1997
 Timperio, John1962
 Titus, George1944
 Titus, Si1940
 Tobin, Charles1907
 Tobin, James1912
 Toland, Paul1958
 Tolzien, Mark2012
 Toohig, William1900
 Tortorella, Robert1958
 Toth, Mikex1975
 Totten, Brad1984
 Toulouse, Kyle2013

Townsend, Perry2011
 Travis, James1917
 Trietley, Gerry1989
 Triggs, Daniel1909
 Trimbach, John1977
 Trivers, Randy1995
 Traupman, Frank2001
 Trodden, Kyle2005
 Troy, Leo1949
 Tubman, Robert1961
 Tucker, Michael2014
 Turco, John1952
 Turenne, Rob1993
 Turkovich, Bob2006
 Turner, James1940
 Turner, Robert1945
 Turrin, Armand1958
 Twitchell, Tomx1919
 Tyburczy, Phil1997
 Tyksuiski, Ed1941
 Tyne, Barry1963
 Tyrrell, Chad1994

U U U U U U U U U U

Uliano, Joe2002
 Unger, Robert2003

V V V V V V V V V V

Vaas, Peter1974
 Vachon, Louisx1929
 Vaughn, Chad1997
 Veague, Robertx1973
 Vella, Chris2004
 Verdugo, Adam2006
 Verette, Glenn1980
 Versocki, Tom1966
 Vesprani, John1987
 Vetrano, Pat1964
 Vincent, Corey1992
 Vinton, Chris1996
 Visalli, Dan2001
 Visconti, Frank1994
 Vita, Frank1959
 Vogel, Thomas1914
 Vogel, Henry1980
 Vogt, James1954
 Volk, Walter1915
 Vollman, Mark1977
 VonAlmen, Erich1997
 Von Ohlen, Jack1973
 Vronis, John1968

W W W W W W W W W W

Wachter, Erik2013
 Wadsworth, Terrym1960
 Walewski, Walter1940
 Walker, Davidx1996
 Walker, John1971
 Wallace, Richard1950
 Wallington, Arthur1922
 Wallis, Jamesx1928
 Walmsley, Tom1970
 Walsh, Arthur1897
 Walsh, Edward1919
 Walsh, Edward1953
 Walsh, Mike1993
 Walwyn, Bryan2009
 Walz, J.R.1999
 Ward, Mark1986
 Ward, Richard1923

Warren, Fran1984
 Warth, Matt1993
 Washington, Viv1990
 Waterhouse, Schuyler2013
 Waters, Terry1981
 Watson, Kevin2012
 Weaver, Lawrence1985
 Weaver, Ray1967
 Webb, Keith1991
 Weber, Brandon1997
 Weiss, Stanley1930
 Westfield, John1963
 Whalen, Jack1962
 Whalen, Jim1974
 Whalen, Joseph1912
 Wheaton, John1964
 Wheeler, Gerry1962
 Whelan, Jack1948
 Whelan, Jack1938
 White, Josephx1904
 White, Michael2014
 Whited, Sean2012
 Wikander, Scottx1994
 Wiley, Howard1937
 Wiley, Jeff1989
 Wilkerson, Mike1999
 Williams, Bryon1999
 Williams, Ralph1969
 Williams, Robert1965
 Willis, Reggie1994
 Wilson, Joe1973
 Wise, Ray1940
 Wise, Scott2011
 Wise, William1927
 Wizbicki, Alex1947
 Wolewski, Walter1938
 Woods, Aaron2001
 Wosilewski, Chester1942
 Wright, Bill1978
 Wright, Michael2010
 Wynn, Kevin1995

Y Y Y Y Y Y Y Y Y Y

Yoblonski, Joe1936
 Yoblonski, Chuck1941
 Young, George1923
 Young, Bill1987

Z Z Z Z Z Z Z Z Z Z

Zaniol, Bruce2000
 Zapatka, Mark1987
 Zelinski, Don1985
 Zeno, Joseph1942
 Zeoli, Tyler2014
 Zimmerman, Gerard1918
 Zimirowski, Mike1997
 Zinkiewicz, Mike1952
 Zitnik, Andrew2014
 Zolkos, Norman1953
 Zuaro, Vincent1948
 Zufall, John1993
 Zyntell, Ignatius1931
 Zyntell, James1933
 Zywiem, Mike1975

Players are listed by graduation year. An 'x' designation indicates the year the player would have graduated. An 'm' designates managers.

ALL-TIME RESULTS

1896 (2-2-2)

Coach: A.C.N. Peterson

Capt: John J. Finn

10/17	Worcester Tech	H1	L, 0-10
10/25	Boston University	H2	T, 0-0
11/1	Newton A.C.	H2	T, 0-0
11/7	Boston College	H2	L, 2-6
11/14	Boston College	A	W, 6-4
11/27	Worcester Academy	H2	W, 14-0

1897 (4-3-1)

Coach: A.C.N. Peterson

Capt: E.F. Shanahan

9/25	Massachusetts	A	W, 4-0
10/2	Gardner A.C.	A	L, 0-6
10/9	Amherst	A	T, 6-6
10/16	Worcester Academy	H2	W, 18-0
10/23	Boston College	H2	W, 10-4
10/30	Worcester Tech	H3	W, 6-0
11/3	M.I.T.	A	L, 6-8
11/25	Boston College	A	L, 0-12

1898 (5-4-1)

Coach: John J. Corbett / Maurice Connor

Capt: M.J. McDonough

9/24	Massachusetts	A	W, 23-0
10/1	Brown	A	L, 0-19
10/9	Gardner A.C.	H2	W, 6-1
10/12	Wesleyan	A	L, 0-12
10/22	Andover	A	L, 0-6
10/29	Worcester Tech	H3	W, 45-6
11/1	Tufts	H2	W, 12-0
11/5	Boston College	H2	T, 0-0
11/12	Vermont	H2	W, 17-5
11/24	Boston College	A	L, 0-11

1899 (5-5)

Coach: Maurice Connor

Capt: John Kenney

9/23	Massachusetts	H2	W, 11-0
9/30	Brown	H2	L, 0-19
10/7	Trinity	H3	W, 39-0
10/14	Worcester Tech	H3	W, 23-0
10/18	Williams	A	L, 5-23
10/28	Fitchburg Y.M.C.L.	A	W, 12-0
11/4	Tufts	H3	L, 0-6
11/11	Wesleyan	A	L, 0-16
11/25	Vermont	H2	W, 45-0
11/30	Boston College	A	L, 0-17

1900 (5-3-1)

Coach: Maurice Connor

Capt: W.C.T. O'Sullivan

9/22	Massachusetts	H2	W, 6-0
9/29	Worcester Tech	H3	W, 5-0
10/6	Brown	A	L, 0-18
10/13	Wesleyan	A	L, 5-11
10/20	Andover	A	T, 0-0
10/27	Colby	H3	W, 6-5
11/3	Worcester Academy	H3	W, 17-0
11/17	M.I.T.	H3	W, 16-0
11/24	Tufts	A	L, 0-27

1901 (7-1-1)

Coach: Maurice Connor

Capt: Michael J. Lawlor

9/28	Massachusetts	H2	L, 0-17
10/9	M.I.T.	A	W, 15-0
10/12	Worcester Tech	H3	W, 14-5
10/19	Tufts	H2	W, 12-5
10/26	Brown	A	T, 6-6
11/2	Andover	A	W, 37-5
11/9	Boston College	H2	W, 11-0
11/16	Pittsfield A.C.	A	W, 14-0
11/23	Tufts	H2	W, 17-5

1902 (6-2-1)

Coach: Maurice Connor

Capt: William Baldwin

9/27	Massachusetts	H2	T, 0-0
10/4	Worcester Tech	A	W, 10-0
10/15	Amherst	A	L, 5-29
10/18	Worcester Tech	H3	W, 11-0
10/25	Vermont	H2	W, 11-5
11/1	Pittsfield A.C.	A	W, 2-0
11/8	Fordham	A	W, 17-0
11/15	Tufts	A	L, 5-11
11/22	Boston College	A	W, 22-0

1903 (8-2)

Coach: Frank Cavanaugh

Capt: Tom Stankard

9/26	Massachusetts	H	W, 6-0
10/3	Dartmouth	A	L, 0-18
10/10	Wesleyan	A	W, 11-5
10/14	Yale	A	L, 10-36
10/24	Tufts	H	W, 6-5
10/31	Amherst	H	W, 36-0
11/7	Springfield	H	W, 27-5
11/14	Maine	A	W, 5-0
11/21	Worcester Tech	H	W, 41-0
11/26	Tufts	A	W, 32-0

1904 (2-5-2)

Coach: Frank Cavanaugh

Capt: Timothy Larkin

9/28	Massachusetts	H	T, 0-0
10/1	Bates	A	T, 0-0
10/5	Yale	A	L, 0-23
10/15	Tufts	H	W, 34-0
10/22	Dartmouth	H	L, 4-18
10/29	Georgetown	N4	L, 4-17
11/5	Amherst	A	L, 6-40
11/12	Harvard	A	L, 4-28
11/24	Springfield	H	W, 12-9

1905 (6-3)

Coach: Frank Cavanaugh

Capt: George S.L. Connor

9/23	Massachusetts	H	W, 17-0
10/7	Dartmouth	A	L, 6-16
10/14	Yale	A	L, 0-29
10/21	Worcester Tech	H	W, 12-6
10/28	Springfield	A	W, 32-0
11/4	Amherst	H	W, 9-0
11/11	Syracuse	A	L, 4-15
11/18	Tufts	H	W, 12-2
11/20	Fordham	A	W, 27-5

1906 (4-3-1)

Coach: George W. King

Capt: George S.L. Connor

9/29	Massachusetts	H	W, 6-4
10/6	Dartmouth	A	L, 0-16
10/13	Yale	A	L, 0-17
10/20	Maine	A5	T, 0-0
10/27	Worcester Tech	H	W, 29-0
11/3	Fordham	H	W, 8-5
11/10	Cornell	A	L, 6-16
11/29	Fordham	A6	W, 15-6

1907 (1-7-2)

Coach: Timothy F. Larkin

Capt: Cleo A. O'Donnell

9/25	Norwich	H	T, 0-0
10/5	Williams	A	L, 0-12
10/12	Yale	A	L, 0-52
10/19	Massachusetts	H	L, 5-10
10/26	Vermont	H	L, 0-5
11/2	Fordham	H	L, 0-35
11/9	Dartmouth	A	L, 0-52
11/16	Worcester Tech	H	W, 15-0
11/22	Tufts	A	T, 11-11
11/28	Fordham	A	L, 0-35

ALL-TIME RESULTS

1908 (4-4)

Coach: Timothy F. Larkin

Capt: Daniel J. Triggs

9/26	Norwich	H	W, 5-0
10/3	Vermont	A	L, 0-5
10/10	Yale	A	L, 0-18
10/17	Bowdoin	A5	W, 12-5
10/24	Dartmouth	H	L, 5-18
10/31	Trinity	A	L, 0-28
11/7	Tufts	H	W, 6-0
11/14	Worcester Tech	H	W, 16-0

1909 (2-4-2)

Coach: Timothy F. Larkin

Capt: Edward F. Sweeney

9/25	Norwich	H	W, 18-0
10/2	New Hampshire	H	W, 13-0
10/6	Yale	A	L, 0-12
10/16	Trinity	H	T, 5-5
10/23	Bowdoin	H	L, 0-5
10/30	Dartmouth	A	L, 0-12
11/13	Worcester Tech	H	T, 0-0
11/20	Fordham	A	L, 5-9

1910 (3-3-2)

Coach: Timothy F. Larkin

Capt: John C. Lawlor

10/8	Yale	A	L, 0-12
10/15	Springfield	A	T, 0-0
10/22	Colby	H	W, 6-0
10/29	Boston College	H	W, 34-3
11/5	Princeton	A	L, 0-17
11/12	Worcester Tech	H	T, 0-0
11/19	Tufts	A	W, 14-0
11/24	Rochester	A	L, 0-3

1911 (4-5)

Coach: Timothy F. Larkin

Capt: William P. Joy

9/23	Boston College	H	W, 13-5
9/30	Yale	A	L, 0-26
10/7	Harvard	A	L, 0-8
10/14	Dartmouth	A	L, 0-6
10/21	Massachusetts	H	W, 6-0
10/28	Princeton	A	L, 0-20
11/4	Springfield	H	L, 0-12
11/11	Colby	H	W, 24-0
11/18	Worcester Tech	H	W, 35-0

1912 (4-3-1)

Coach: Timothy F. Larkin

Capt: Fred Ostergren

9/28	Yale	A	L, 0-7
10/5	Harvard	A	L, 0-19
10/12	Norwich	H	L, 0-6
10/19	Springfield	A	W, 7-0
10/26	Massachusetts	H	T, 6-6
11/9	Vermont	H	W, 13-0
11/16	Worcester Tech	H	W, 27-0
11/28	St. Louis	A	W, 24-15

1913 (3-6)

Coach: Harry Van Kersberg

Capt: Wilfred Metivier

9/20	Norwich	H	W, 28-0
9/27	Yale	A	L, 0-10
10/4	Massachusetts	H	L, 0-6
10/11	Boston College	H	W, 13-0
10/18	Harvard	A	L, 7-47
11/1	Princeton	A	L, 0-54
11/8	Springfield	H	L, 13-25
11/15	Fordham	H	W, 60-0
11/22	Georgetown	A	L, 7-16

1914 (2-5-1)

Coach: Luke L. Kelly

Capt: Walter Mullen

9/26	Colby	H	L, 0-17
10/3	Massachusetts	H	L, 0-14
10/10	Springfield	A	L, 0-25
10/24	Army	A	L, 0-14
10/31	Cornell	A	L, 3-48
11/7	Carlisle	N7	T, 0-0
11/14	Boston College	H	W, 10-0
11/26	Vermont	H	W, 7-0

1915 (3-3-2)

Coach: Luke L. Kelly

Capt: Edward Brawley

9/25	Bates	H	W, 7-0
10/2	Army	A	T, 14-14
10/9	Springfield	H	L, 0-7
10/16	Massachusetts	H	T, 7-7
10/23	Fordham	A	L, 0-9
10/30	Boston College	A	W, 9-0
11/6	Carlisle	H	L, 21-23
11/25	Worcester Tech	H	W, 26-0

1916 (4-5)

Coach: Luke L. Kelly

Capt: Raymond Lynch

9/23	Connecticut	H	W, 7-0
9/30	Princeton	H	L, 0-21
10/7	Bates	H	W, 3-0
10/14	Army	A	L, 0-17
11/4	Rutgers	A	L, 6-14
11/11	Bowdoin	A5	W, 19-10
11/18	Fordham	H	L, 0-40
11/25	Worcester Tech	H	W, 9-0
11/30	Boston College	N8	L, 14-17

1917 (3-4)

Coach: Luke L. Kelly

Capt: Raymond Lynch

10/12	Brown	H	L, 6-27
10/20	Fordham	A	L, 0-12
10/27	Rhode Island	H	W, 13-0
11/3	Colgate	A9	L, 0-21
11/10	Boston College	N8	L, 6-34
11/17	Rensselaer	H	W, 41-13
11/29	Springfield	H	W, 13-7

1918 (2-0)

Coach: Bart F. Sullivan

Capt: None

11/12	Worcester Tech	H	W, 28-7
11/24	Tufts	H	W, 21-7

1919 (5-3)

Coach: Cleo A. O'Donnell

Capt: John J. Mitchell

10/4	Army	A	L, 0-9
10/11	Bowdoin	H	W, 14-0
10/18	Springfield	A	W, 7-0
10/25	Connecticut	H	W, 69-0
11/1	Rhode Island	H	W, 29-3
11/8	Colby	H	W, 41-0
11/15	Boston College	N8	L, 7-9
11/27	Detroit	A	L, 7-27

1920 (5-3)

Coach: Cleo A. O'Donnell

Capt: Walter J. Conway

9/25	Harvard	A	L, 0-3
10/2	U.S. Sub Base	H	W, 75-0
10/12	Springfield	A	W, 17-0
10/16	Dartmouth	A	L, 14-27
10/30	Syracuse	H	W, 3-0
11/13	Colby	H	W, 36-0
11/20	New Hampshire	H	W, 32-0
12/4	Boston College	N10	L, 0-14

ALL-TIME RESULTS

1921 (5-3)

Coach: Cleo A. O'Donnell

Capt: Dennis A. Gildea

10/1	Harvard	A	L, 0-3
10/8	Canisius	H	W, 44-0
10/12	Springfield	A	W, 12-0
10/22	Georgetown	H	L, 7-28
10/29	Bates	H	W, 28-0
11/12	Colby	H	W, 14-0
11/19	New Hampshire	A	L, 7-13
11/26	Boston College	N10	W, 41-0

1922 (7-2-1)

Coach: Cleo A. O'Donnell

Capt: William D. Healey

9/24	U.S. Sub Base	H	W, 19-6
10/1	Providence	H	W, 33-3
10/8	Harvard	A	L, 0-20
10/15	Villanova	H	W, 14-0
10/22	Boston University	H	T, 7-7
10/29	Vermont	H	W, 6-0
11/4	Georgetown	A	W, 10-0
11/11	Springfield	H	W, 17-0
11/18	Fordham	H	W, 28-0
12/2	Boston College	N10	L, 13-17

1923 (8-2)

Coach: Cleo A. O'Donnell

Capt: Albert D. Riopel

9/29	U.S. Sub Base	H	W, 49-0
10/6	Lebanon Valley	H	W, 55-0
10/13	Providence	H	W, 32-0
10/20	Harvard	A	L, 0-6
10/27	Boston University	H	W, 13-0
11/3	Vermont	H	W, 16-0
11/10	Fordham	A11	W, 23-7
11/18	Springfield	H	W, 40-0
11/25	Buffalo	H	W, 37-0
12/1	Boston College	N10	L, 7-16

1924 (7-1-1)

Coach: Cleo A. O'Donnell

Capt: Hilary F. Mahaney

9/27	Catholic University	H	W, 13-7
10/4	St. John's	H	W, 28-0
10/11	Boston University	H	W, 16-7
10/18	Harvard	A	L, 6-12
10/25	Fordham	H	W, 13-0
11/1	Vermont	A	W, 27-0
11/8	Lehigh	H	T, 3-3
11/22	Canisius	H	W, 53-7
11/29	Boston College	N10	W, 33-0

1925 (8-2)

Coach: Cleo A. O'Donnell

Capt: John Crowley

9/25	Manhattan	H	W, 41-0
10/3	St. John's	H	W, 9-6
10/10	Providence	H	W, 22-0
10/17	Harvard	A	W, 7-6
10/24	Vermont	A	W, 47-3
10/31	Bucknell	H	W, 23-7
11/7	Fordham	A6	L, 0-17
11/14	Rutgers	H	W, 6-0
11/21	Boston University	H	W, 48-7
11/28	Boston College	N10	L, 6-17

1926 (7-1-2)

Coach: Cleo A. O'Donnell

Capt: William Wise

9/25	Newport Naval	H	W, 34-0
10/2	St. John's	H	W, 45-0
10/9	Harvard	A	W, 19-14
10/16	Rutgers	A	W, 21-0
10/23	Western Maryland	H	W, 20-14
10/30	Dayton	H	W, 20-7
11/6	Fordham	H	T, 7-7
11/13	Catholic University	H	W, 14-6
11/20	Boston University	H	L, 0-3
11/27	Boston College	N10	T, 0-0

1927 (6-3)

Coach: Cleo A. O'Donnell

Capt: Robert O'Connell

10/1	St. John's	H	W, 7-0
10/8	Dayton	H	W, 18-0
10/15	Harvard	A	L, 6-14
10/22	Catholic University	H	W, 23-8
10/29	Rutgers	H	W, 39-0
11/5	Fordham	A6	W, 7-2
11/12	Marquette	A	L, 6-12
11/19	Boston University	H	W, 19-0
11/26	Boston College	N10	L, 0-6

1928 (5-3-2)

Coach: Cleo A. O'Donnell

Capt: Richard Phelan

9/29	Newport Naval	H	W, 12-0
10/6	St. John's	H	W, 44-0
10/13	Rutgers	A	W, 46-0
10/20	Fordham	H	L, 13-19
10/27	Marquette	H	T, 6-6
11/3	Brown	A	L, 0-6
11/10	Boston University	H	W, 15-0
11/17	Harvard	A	T, 0-0
11/24	Providence	H	W, 44-0
12/1	Boston College	N8	L, 0-19

1929 (6-4)

Coach: Cleo A. O'Donnell

Capt: Stuart J. Clancy

9/28	St. John's	H	W, 19-0
10/5	Providence	H	W, 14-6
10/12	Rutgers	H	W, 20-3
10/19	Fordham	A6	L, 0-7
10/26	Marquette	H	W, 7-0
11/2	Brown	H	L, 14-15
11/9	Boston University	H	W, 44-12
11/16	Harvard	A	L, 6-12
11/23	Springfield	H	W, 23-6
11/30	Boston College	N8	L, 0-12

1930 (8-2)

Coach: John J. McEwen

Capt: Francis Garrity

9/27	St. Bonaventure	H	W, 30-0
10/4	Providence	H	W, 27-0
10/11	Catholic University	H	W, 27-6
10/18	Fordham	H	L, 0-6
10/25	Brown	A	L, 0-13
11/1	Rutgers	A	W, 32-20
11/8	New River State	H	W, 13-0
11/15	Harvard	A	W, 27-0
11/22	Loyola (Md.)	H	W, 32-0
11/29	Boston College	N8	W, 7-0

1931 (7-2-1)

Coach: John J. McEwen

Capt: Philip O'Connell

9/26	St. Bonaventure	H	W, 32-0
10/3	Providence	H	W, 26-6
10/10	Dartmouth	A	L, 7-14
10/17	Fordham	A	T, 6-6
10/24	Rutgers	H	W, 27-0
10/31	Brown	H	W, 33-0
11/7	Duquesne	H	W, 12-0
11/14	Harvard	A	L, 0-7
11/21	Loyola (Md.)	H	W, 16-14
11/26	Boston College	N12	W, 7-6

1932 (6-2-2)

Coach: John J. McEwen / Arthur Corcoran

Capt: James J. Ryan

9/24	New River State	H	W, 13-6
10/1	Providence	H	W, 26-6
10/8	Maine	H	W, 32-6
10/15	Detroit	H	W, 9-7
10/22	Rutgers	A	W, 6-0
10/29	Catholic University	H	W, 8-0
11/5	Brown	A	L, 7-10
11/12	Harvard	A	L, 0-7
11/19	Manhattan	A	T, 0-0
11/26	Boston College	H	T, 0-0

ALL-TIME RESULTS

1933 (7-2)

Coach: Edward N. Anderson

Captain: Charles Reiss

9/30	St. Michael's	H	W, 50-0
10/7	Catholic University	H	W, 17-7
10/14	Providence	H	W, 21-0
10/21	Harvard	A	W, 10-7
10/28	Brown	H	W, 19-7
11/4	Detroit	A	L, 0-24
11/11	Manhattan	A6	W, 27-6
11/18	Springfield	H	W, 19-6
12/2	Boston College	A	L, 9-13

1934 (8-2)

Coach: Edward N. Anderson

Capt: Charles Harvey

9/22	St. Anselm	H	W, 22-0
9/29	St. Joseph's (Pa.)	H	W, 51-0
10/6	Providence	H	W, 25-0
10/13	Catholic University	H	W, 17-6
10/20	Harvard	A	W, 26-6
10/27	Colgate	H	L, 7-20
11/3	Temple	A	L, 0-14
11/10	Manhattan	A13	W, 12-6
11/17	Brown	A	W, 20-7
12/1	Boston College	A	W, 7-2

1935 (9-0-1)

Coach: Edward N. Anderson

Capt: Nicholas Morris

9/21	Rhode Island	H	W, 32-0
9/28	Providence	H	W, 12-0
10/5	Maine	H	W, 47-0
10/12	Harvard	A	W, 13-0
10/19	Manhattan	A13	T, 13-13
10/26	Colgate	H	W, 3-0
11/2	St. Anselm	H	W, 34-0
11/9	Carnegie Tech	H	W, 7-0
11/16	Bates	H	W, 79-0
11/30	Boston College	A	W, 20-6

1936 (7-2-1)

Coach: Edward N. Anderson

Capt: Robert Curley

9/26	Bates	H	W, 45-0
10/3	Providence	H	W, 21-6
10/10	Dartmouth	A	W, 7-0
10/17	Manhattan	H	W, 13-7
10/24	Carnegie Tech	H	W, 7-0
10/31	Temple	A	L, 0-3
11/7	Colgate	H	W, 20-13
11/14	Brown	A	W, 32-0
11/21	St. Anselm	H	T, 0-0
11/28	Boston College	N8	L, 12-13

1937 (8-0-2)

Coach: Edward N. Anderson

Capt: Robert Mautner

9/25	St. Anselm	H	W, 21-0
10/2	Providence	H	W, 7-0
10/9	Georgetown	H	W, 27-6
10/16	Georgia	N8	W, 7-6
10/23	Western Maryland	H	W, 6-0
10/30	Temple	H	T, 0-0
11/6	Colgate	H	W, 12-7
11/13	Brown	A	W, 7-0
11/20	Carnegie Tech	H	T, 0-0
11/27	Boston College	N8	W, 20-0

1938 (8-1)

Coach: Dr. Edward N. Anderson

Capt: William T. Osmanski

9/24	Providence	H	W, 28-0
10/1	Rhode Island	H	W, 46-13
10/8	Manhattan	H	W, 19-6
10/15	Carnegie Tech	A	L, 6-7
10/22	Georgia	H	W, 29-6
10/29	Colgate	H	W, 21-0
11/5	Temple	H	W, 33-0
11/11	Brown	H	W, 14-12
11/26	Boston College	N8	W, 29-7

1939 (7-2)

Coach: Joseph L. Sheeketski

Capt: Ronnie Cahill, Jim Turner

9/30	Manhattan	H	W, 28-0
10/7	Louisiana State	H	L, 7-26
10/14	Georgia	A	W, 13-0
10/21	Brown	H	W, 20-0
10/28	Colgate	H	W, 27-7
11/4	Providence	H	W, 46-0
11/11	Temple	H	W, 14-0
11/18	Carnegie Tech	H	W, 21-0
12/2	Boston College	N8	L, 0-14

1940 (4-5-1)

Coach: Joseph L. Sheeketski

Capt: Jack Kellar

9/28	Providence	H	W, 34-6
10/5	Louisiana State	A	L, 0-25
10/12	Carnegie Tech	H	W, 18-0
10/19	New York University	A11	W, 13-7
10/26	Brown	A	L, 6-9
11/2	Colgate	H	L, 0-6
11/9	Mississippi	H	L, 6-34
11/16	Temple	H	T, 6-6
11/23	Manhattan	H	W, 33-25
11/30	Boston College	N8	L, 0-7

1941 (4-4-2)

Coach: Joseph L. Sheeketski

Capt: Game Captains

9/27	Louisiana State	A	W, 19-13
10/4	Providence	H	W, 13-0
10/11	Syracuse	A	L, 0-6
10/18	Mississippi	H	L, 0-21
10/25	New York University	H	W, 13-0
11/1	Colgate	A	T, 6-6
11/8	Brown	A	W, 13-0
11/15	Manhattan	H	T, 13-13
11/22	Temple	H	L, 13-31
11/29	Boston College	N8	L, 13-14

1942 (5-4-1)

Coach: Anthony J. Scanlon

Capt: Edmund Murphy

9/26	Dartmouth	H	L, 6-17
10/3	Duquesne	H	L, 0-25
10/10	Fort Totten	H	W, 60-0
10/17	Syracuse	H	L, 0-19
10/24	North Carolina State	H	W, 28-0
10/31	Colgate	H	T, 6-6
11/7	Brown	A	L, 14-20
11/14	Temple	A	W, 13-0
11/21	Manhattan	H	W, 28-0
11/28	Boston College	N8	W, 55-12

1943 (6-2)

Coach: Anthony J. Scanlon

Capt: George Titus

9/26	Dartmouth	H	L, 0-3
10/2	Brown	H	W, 20-0
10/9	Coast Guard	H	W, 32-0
10/16	Cornell	A	L, 7-20
10/30	Colgate	H	W, 14-7
11/6	Temple	H	W, 42-6
11/14	Villanova	H	W, 12-7
11/21	Tufts	N8	W, 41-0

1944 (5-2-2)

Coach: Anthony J. Scanlon

Capt: Thomas Kenny

9/30	Dartmouth	A	T, 6-6
10/6	Temple	A	W, 30-0
10/15	Villanova	H	W, 26-0
10/21	Brown	H	T, 24-24
10/29	Coast Guard	H	W, 26-14
11/5	U.S. Sub Base	H	L, 0-6
11/11	Colgate	H	W, 19-13
11/19	Torpedo Raiders	H	L, 12-13
11/26	Boston College	N8	W, 30-14

ALL-TIME RESULTS

1945 (8-2)

Coach: John DaGrosa

Capt: Stan Koslowski

9/29	Dartmouth	A	W, 13-6
10/6	Yale	A	W, 21-0
10/14	Villanova	H	W, 26-7
10/20	Brown	A	W, 25-0
10/27	Colgate	H	W, 21-0
11/4	U.S. Sub Base	H	W, 20-6
11/11	Coast Guard	H	W, 39-6
11/17	Temple	H	L, 6-14
11/25	Boston College	N8	W, 46-0
1/1	Miami (Fla.) (ob)	A14	L, 6-13

1946 (5-4)

Coach: John DaGrosa

Capt: Game Captains

9/28	Dartmouth	H	L, 0-3
10/5	Detroit	H	W, 16-14
10/12	Villanova	H	L, 13-14
10/19	Syracuse	H	L, 12-21
10/26	Harvard	A	L, 6-13
11/2	Brown	H	W, 21-19
11/9	Colgate	H	W, 21-6
11/23	Temple	A	W, 12-7
11/30	Boston College	N10	W, 13-6

1947 (4-4-2)

Coach: John DaGrosa

Capt: Bob Sullivan, Ray Ball

9/27	Dartmouth	H	T, 0-0
10/4	Temple	H	W, 19-13
10/11	Villanova	H	L, 6-13
10/18	Harvard	A	L, 0-7
10/25	Syracuse	A	W, 26-0
11/1	Brown	A	L, 19-20
11/8	Colgate (hc)	H	T, 6-6
11/15	Columbia	A	L, 0-10
11/22	Fordham	H	W, 48-0
11/29	Boston College	N10	W, 20-6

1948 (5-5)

Coach: William T. Osmanski

Capt: Jim Reilly

9/25	Georgetown	H	W, 18-7
10/2	Syracuse	H	W, 33-7
10/9	Dartmouth	A	L, 6-19
10/16	Brown	H	L, 6-14
10/23	Colgate (hc)	H	L, 13-14
10/30	Harvard	A	L, 13-20
11/6	Duquesne	A	W, 16-13
11/13	Fordham	H	W, 13-6
11/20	Temple	A	W, 13-7
11/27	Boston College	N10	L, 20-21

1949 (1-9)

Coach: William T. Osmanski

Capt: Jim Deffiey, Tom Kelleher

9/24	Georgetown	H	L, 13-20
10/1	Brown	A	L, 6-28
10/8	Dartmouth	A	L, 7-31
10/15	Duquesne	H	L, 14-40
10/22	Yale	A	L, 7-14
10/29	Harvard	A	L, 14-22
11/5	Colgate (hc)	H	W, 35-27
11/12	Syracuse	A	L, 13-47
11/19	Temple	H	L, 7-20
11/26	Boston College	N10	L, 0-76

1950 (4-5-1)

Coach: Edward N. Anderson

Capt: Tom Donnalley

9/30	Dartmouth	A	T, 21-21
10/7	Brown	H	W, 41-21
10/14	Colgate	A	L, 28-35
10/21	Syracuse (hc)	H	L, 27-34
10/28	Yale	A	L, 13-14
11/4	Harvard	A	W, 26-7
11/11	Marquette	A	L, 19-21
11/18	Georgetown	H	L, 14-21
11/25	Temple	H	W, 26-21
12/2	Boston College	N10	W, 32-14

1951 (8-2)

Coach: Edward N. Anderson

Capt: Melvin G. Massucco

9/29	Harvard	A	W, 33-6
10/6	Fordham	H	W, 54-20
10/13	Tulane	A	L, 14-20
10/20	New York University	H	W, 53-6
10/27	Brown	A	W, 41-6
11/3	Colgate (hc)	H	W, 34-6
11/10	Marquette	H	W, 39-13
11/18	Quantico Marines	H	W, 39-14
11/24	Temple	H	W, 41-7
12/1	Boston College	N10	L, 14-19

1952 (8-2)

Coach: Edward N. Anderson

Capt: Joe Gleason

9/27	Dartmouth	A	W, 27-9
10/4	Fordham (hc)	H	W, 12-7
10/11	New York University	A	W, 35-0
10/18	Brown	H	W, 46-0
10/25	Syracuse	A	L, 19-20
11/1	Marquette	A	W, 7-0
11/8	Colgate	H	W, 13-7
11/16	Quantico Marines	H	L, 18-27
11/22	Temple	H	W, 28-0
11/29	Boston College	N10	W, 21-7

1953 (5-5)

Coach: Edward N. Anderson

Capt: Henry C. Lemire

9/26	Dartmouth	N15	W, 28-6
10/3	Colgate	A	W, 19-6
10/10	Bucknell	H	W, 40-0
10/18	Quantico Marines	H	L, 0-17
10/24	Brown	A	L, 0-6
10/31	Syracuse (hc)	H	L, 0-21
11/7	Boston University	H	W, 20-7
11/14	Marquette	H	L, 7-13
11/21	Fordham	H	W, 20-7
11/28	Boston College	N8	L, 0-6

1954 (3-7)

Coach: Edward N. Anderson

Capt: Louis P. Hettinger

9/25	Dartmouth	A	L, 26-27
10/2	Colgate	H	L, 0-18
10/8	Miami (Fla.)	A	L, 20-26
10/16	Marquette (hc)	H	L, 14-19
10/23	Boston University	H	W, 14-13
10/30	Syracuse	A	L, 20-25
11/6	Penn State	A	L, 7-39
11/13	Fordham	A6	W, 20-19
11/20	Connecticut (fw)	H	W, 46-26
11/27	Boston College	N8	L, 13-31

1955 (6-4)

Coach: Edward N. Anderson

Capt: James L. Buonopane

9/24	Temple	H	W, 42-7
10/1	Dartmouth	A	W, 29-21
10/8	Colgate	A	W, 15-14
10/16	Quantico Marines	H	W, 7-0
10/22	Boston University (fw)	H	W, 20-12
10/29	Syracuse (hc)	H	L, 9-49
11/6	Dayton	H	W, 13-7
11/12	Marquette	A	L, 6-18
11/19	Connecticut	A	L, 0-6
11/26	Boston College	N8	L, 7-26

1956 (5-3-1)

Coach: Edward N. Anderson

Capt: Richard J. Arcand

9/30	Dayton	H	L, 13-14
10/6	Colgate (hc)	H	W, 20-6
10/13	Penn State	A	L, 0-43
10/20	Dartmouth	A	T, 7-7
10/28	Quantico Marines (fw)	H	W, 13-0
11/3	Boston University	A	W, 21-12
11/10	Syracuse	A	L, 20-41
11/18	Marquette	H	W, 41-0
12/1	Boston College	N8	W, 7-0

ALL-TIME RESULTS

1957 (5-3-1)

Coach: Edward N. Anderson

Capt: Richard H. Surette

9/28	V.M.I.	H	T, 21-21
10/5	Dayton	H	W, 32-6
10/12	Marquette	A	W, 26-7
10/19	Dartmouth (hc)	H	L, 7-14
10/26	Boston University	A	L, 28-35
11/3	Quantico Marines	H	W, 33-14
11/9	Syracuse	A	W, 20-19
11/16	Penn State (fw)	H	L, 10-14
11/30	Boston College	H	W, 14-0

1958 (6-3)

Coach: Edward N. Anderson

Capt: James L. Healy

9/27	Pittsburgh	A	L, 0-17
10/4	Syracuse	H	W, 14-13
10/18	Dartmouth	A	W, 14-8
10/25	Boston University (hc)	H	W, 16-8
11/1	Dayton (fw)	H	W, 26-0
11/8	Colgate	A	W, 20-0
11/15	Penn State	A	L, 0-32
11/22	Marquette	H	W, 14-0
12/6	Boston College	A	L, 8-26

1959 (6-4)

Coach: Edward N. Anderson

Capt: Charles Pacunas

9/26	Dartmouth	A	W, 31-8
10/3	Villanova	H	W, 20-0
10/10	Dayton (fw)	H	W, 8-0
10/17	Syracuse	A	L, 6-42
10/24	Columbia	A	W, 34-0
10/31	Colgate (hc)	H	W, 14-12
11/7	Boston University	H	W, 17-8
11/14	Penn State	A	L, 0-46
11/21	Marquette	A	L, 12-30
11/28	Boston College	H	L, 0-14

1960 (6-4)

Coach: Edward N. Anderson

Capt: James Rhodes, Richard Skinner

9/24	Harvard	A	L, 6-13
10/1	Boston University	A	L, 14-20
10/8	Syracuse	H	L, 6-15
10/15	Dartmouth	A	W, 9-8
10/22	Columbia	A	W, 27-6
10/29	Marquette	H	W, 20-0
11/5	Dayton	H	W, 36-6
11/12	Penn State (hc/fw)	H	L, 8-33
11/19	Connecticut	H	W, 30-6
11/26	Boston College	A	W, 16-12

1961 (7-3)

Coach: Edward N. Anderson

Capt: Jack Fellin, Jack Whalen

9/30	Villanova	H	L, 6-20
10/7	Buffalo	A	W, 20-8
10/14	Boston University	A	W, 20-7
10/21	Dartmouth (hc)	H	W, 17-13
10/28	Syracuse	A	L, 6-34
11/4	Dayton (fw)	H	W, 28-0
11/11	Massachusetts	H	W, 44-7
11/18	Penn State	A	L, 14-34
11/25	Connecticut	A	W, 14-3
12/2	Boston College	H	W, 38-26

1962 (6-4)

Coach: Edward N. Anderson

Capt: Thomas Hennessey, Dennis Golden

9/29	Buffalo	H	W, 16-6
10/6	Colgate	A	W, 22-0
10/13	Harvard	A	W, 34-20
10/20	Dartmouth	A	L, 0-10
10/27	Syracuse (hc)	H	L, 20-30
11/3	Dayton	A	W, 36-14
11/10	V.M.I. (fw)	H	W, 20-14
11/17	Penn State	H	L, 20-48
11/24	Connecticut	H	W, 34-16
12/1	Boston College	A	L, 12-48

1963 (2-6-1)

Coach: Edward N. Anderson

Capt: Jon N. Morris

9/28	Buffalo	H	T, 6-6
10/5	Syracuse	A	L, 0-48
10/12	Boston University (hc)	H	L, 6-18
10/19	Dartmouth	A	L, 8-13
10/26	Quantico Marines (fw)	H	L, 6-7
11/2	Villanova	A	L, 14-22
11/9	V.M.I.	H	W, 14-12
11/16	Penn State	A	L, 14-28
11/30	Boston College	H	W, 9-0

1964 (5-5)

Coach: Edward N. Anderson

Capt: John R. Dugan

9/26	Villanova	H	L, 0-32
10/3	Syracuse	H	L, 8-34
10/10	Colgate (hc)	H	L, 0-10
10/17	Quantico Marines (fw)	H	W, 16-0
10/24	Buffalo	A	W, 20-14
10/31	Richmond	H	W, 36-22
11/7	Massachusetts	H	L, 6-25
11/14	Boston University	A	W, 32-0
11/21	Connecticut	H	W, 20-6
11/28	Boston College	A	L, 8-10

1965 (2-7-1)

Coach: Mel Massucco

Capt: Joseph T. Lilly, Earl Kirmser

9/25	Harvard	A	L, 7-17
10/2	Dartmouth (hc)	H	L, 6-27
10/9	Colgate	A	L, 3-7
10/16	Boston University	H	T, 7-7
10/23	Syracuse	A	L, 6-32
10/30	Buffalo (fw)	H	W, 20-7
11/6	Massachusetts	A	L, 0-27
11/13	Rutgers	A	L, 0-14
11/20	Connecticut	A	W, 22-0
11/27	Boston College	H	L, 0-35

1966 (6-3-1)

Coach: Mel Massucco

Capt: R. Peter Kimener

9/24	Army	A	L, 0-14
10/1	Dartmouth (hc)	H	W, 7-6
10/8	Colgate	A	T, 14-14
10/15	Boston University	A	W, 17-14
10/22	Syracuse	H	L, 6-28
10/29	Buffalo	A	L, 3-35
11/5	Massachusetts (fw)	H	W, 16-14
11/12	Rutgers	H	W, 24-12
11/19	Connecticut	H	W, 16-0
11/26	Boston College	A	W, 32-26

1967 (5-5)

Coach: Tom Boisture

Capt: Glenn A. Grieco

9/30	Yale	A	W, 26-14
10/7	Dartmouth	A	L, 8-24
10/14	Colgate (hc)	H	W, 17-0
10/21	Boston University (fw)	H	W, 21-17
10/28	Buffalo	H	W, 38-25
11/4	Villanova	H	L, 14-23
11/11	Syracuse	A	L, 7-41
11/18	Rutgers	A	W, 21-10
11/25	Connecticut	A	L, 0-3
12/2	Boston College	H	L, 6-13

1968 (3-6-1)

Coach: Tom Boisture

Capt: Robert A. Neary, Daniel G. Raymond

9/28	Harvard	A	L, 20-27
10/5	Dartmouth (hc)	H	W, 29-17
10/12	Colgate	A	L, 6-14
10/19	Boston University	A	T, 7-7
10/26	Buffalo	A	L, 9-10
11/2	Syracuse (fw)	H	L, 0-47
11/9	Massachusetts	H	W, 47-20
11/16	Rutgers	A	L, 14-41
11/23	Connecticut	H	W, 27-24
11/30	Boston College	A	L, 20-40

ALL-TIME RESULTS

1969 (0-2)

Coach: Bill Whitton

Capt: Thomas F. Lamb,

William D. Moncevicz

9/27	Harvard	A	L, 0-13
10/4	Dartmouth	A	L, 6-38

Final eight games of 1969 cancelled because of hepatitis outbreak.

1970 (0-10-1)

Coach: Bill Whitton

Capt: Thomas F. Lamb, Michael Jordan

9/12	Army	A	L, 0-26
9/19	Temple	H	L, 13-23
10/3	Dartmouth	H	L, 14-50
10/10	Colgate	H	L, 13-21
10/17	Boston University	A	L, 23-33
10/24	Villanova	A	L, 14-34
10/31	Buffalo	A	L, 0-16
11/7	Massachusetts (fw)	H	L, 13-29
11/14	Rutgers	A	L, 7-37
11/21	Connecticut	H	T, 20-20
11/28	Boston College	A	L, 0-54

1971 (4-6)

Coach: Ed Doherty

Capt: William Adams,

William Stachowski, Daniel Harper

9/25	Harvard	A	W, 21-16
10/2	Dartmouth	A	L, 9-28
10/9	Colgate	H	W, 28-14
10/16	Boston University (hc)	H	W, 28-14
10/23	Syracuse	A	L, 21-63
10/30	Northeastern (fw)	H	W, 17-7
11/6	Massachusetts	A	L, 27-38
11/13	Rutgers	A	L, 13-14
11/20	Connecticut	A	L, 17-24
11/27	Boston College	N16	L, 7-21

1972 (5-4-1)

Coach: Ed Doherty

Capt: Joe Wilson, Joe MarcAurele

9/16	Rutgers	H	W, 24-14
9/23	Brown	A	W, 30-24
9/30	Temple	A	L, 7-15
10/7	Dartmouth (hc)	H	L, 7-17
10/14	Colgate	A	T, 21-21
10/28	Villanova (fw)	H	W, 26-9
11/11	Massachusetts	H	W, 28-16
11/18	Army	A	L, 13-15
11/25	Connecticut	H	W, 20-10
12/2	Boston College	A	L, 11-41

1973 (5-6)

Coach: Ed Doherty

Capt: Tyree Blocker, Steve Buchanan

9/8	Massachusetts	A	W, 30-28
9/15	Northeastern	H	W, 38-14
9/22	New Hampshire	A	W, 31-0
9/29	Temple (hc)	H	L, 34-63
10/6	Dartmouth	A	W, 10-0
10/13	Colgate	H	L, 21-22
10/27	Army	A	W, 17-10
11/10	Syracuse (fw)	H	L, 3-5
11/17	Rutgers	H	L, 7-27
11/24	Connecticut	A	L, 9-10
12/1	Boston College	H	L, 21-42

1974 (5-5-1)

Coach: Ed Doherty

Capt: John Provost, Mike Zywiem

9/21	Brown	H	W, 45-10
9/28	Harvard	A	L, 14-24
10/5	Dartmouth (hc)	H	W, 14-3
10/12	Colgate	A	L, 16-21
10/19	Temple	A	L, 0-56
10/26	Army	A	L, 10-13
11/1	Boston University	A	T, 14-14
11/9	Massachusetts (fw)	H	W, 30-20
11/16	Villanova	A	W, 10-6
11/23	Connecticut	H	W, 23-14
11/30	Boston College	A	L, 6-38

1975 (1-10)

Coach: Ed Doherty

Capt: Dave Quehl, Lou Kobza

9/13	Army	A	L, 7-44
9/27	Harvard	A	L, 7-18
10/4	Dartmouth	A	L, 7-28
10/11	Colgate (hc)	H	L, 14-20
10/18	Furman	A	L, 14-21
10/25	Brown	H	W, 21-20
11/1	Boston University (fw)	H	L, 0-6
11/8	Massachusetts	A	L, 13-45
11/15	Villanova	H	L, 12-13
11/22	Connecticut	A	L, 14-35
11/29	Boston College	H	L, 10-24

1976 (3-8)

Coach: Neil Wheelwright

Capt: Bill Campbell, Mark Vollman

9/11	New Hampshire	H	L, 3-17
9/18	Army	A	L, 24-26
10/2	Dartmouth (hc)	H	L, 7-45
10/9	Colgate	A	L, 6-10
10/15	Boston University	A	W, 31-11
10/23	Brown	A	L, 18-28
10/30	Rhode Island (fw)	H	W, 33-14
11/6	Massachusetts	H	L, 14-24
11/13	Villanova	A	L, 21-56
11/20	Connecticut	H	W, 41-40
11/27	Boston College	A	L, 6-59

1977 (2-9)

Coach: Neil Wheelwright

Capt: Craig Cerretani, Steve Hunt

9/10	New Hampshire	A	L, 14-27
9/17	Rhode Island	A	L, 0-14
9/24	Dartmouth	A	L, 14-17
10/8	Colgate	H	L, 14-31
10/15	Boston University (hc)	H	L, 13-14
10/22	Brown (fw)	H	L, 13-44
10/29	Army	A	L, 7-48
11/5	Massachusetts	A	L, 6-28
11/12	Villanova	H	L, 0-24
11/19	Connecticut	A	W, 14-3
11/26	Boston College	H	W, 35-20

1978 (7-4)

Coach: Neil Wheelwright

Capt: Craig Cerretani, Bob Hurley

9/9	New Hampshire	H	W, 19-14
9/16	Colgate	A	W, 27-14
9/23	Air Force	A	W, 35-18
9/30	Dartmouth (hc)	H	W, 35-0
10/14	Army	A	W, 31-0
10/28	Brown	A	L, 25-31
11/4	Boston University	A	L, 7-15
11/11	Massachusetts (fw)	H	L, 8-33
11/18	Rutgers	H	L, 21-31
11/25	Connecticut	H	W, 20-16
12/2	Boston College	A	W, 30-29

ALL-TIME RESULTS

1979 (5-6)

Coach: Neil Wheelwright

Capt: Larry Ewald, Glenn Verrette

9/8	Rutgers	A	L, 0-28
9/15	New Hampshire	A	L, 17-26
9/22	Rhode Island	H	W, 35-6
10/6	Dartmouth	A	W, 13-7
10/13	Colgate (hc)	H	L, 16-17
10/20	Villanova	A	L, 14-29
10/27	Brown	H	W, 14-7
11/3	Boston University (fw)	H	L, 7-16
11/10	Massachusetts	A	W, 20-18
11/24	Connecticut	A	W, 28-12
12/1	Boston College	H	L, 10-13

1980 (3-8)

Coach: Neil Wheelwright

Capt: John Ahern, Bob Ireland

9/6	Rhode Island	H	W, 21-14
9/13	Army	A	L, 7-28
9/27	Harvard	A	L, 13-14
10/4	Dartmouth (hc)	H	W, 17-6
10/11	Colgate	A	L, 7-38
10/18	Connecticut (fw)	H	L, 17-18
10/25	Brown	A	L, 3-21
11/1	Columbia	A	W, 26-0
11/8	Massachusetts	H	L, 13-17
11/15	Villanova	H	L, 13-45
11/29	Boston College	A	L, 26-27

1981 (6-5)

Coach: Rick Carter

Capt: John Andreoli,

Dave Boisture, Wayne Thornton

9/12	Boston University	H	W, 14-6
9/19	Massachusetts	A	L, 10-13
9/26	Harvard	A	W, 33-19
10/3	Dartmouth	A	W, 28-0
10/10	Yale (hc)	H	L, 28-29
10/17	Connecticut	A	L, 24-44
10/24	Brown (fw)	H	W, 34-24
10/31	Columbia	H	W, 14-7
11/7	Army	A	W, 28-13
11/14	Colgate	H	L, 13-34
11/28	Boston College	H	L, 24-28

1982 (8-3)

Coach: Rick Carter

Capt: Brian Kelley,

Terry Malone, Doug O'Donnell

9/11	New Hampshire	H	W, 28-0
9/18	Massachusetts	H	W, 27-14
9/25	Dartmouth (hc)	H	W, 28-12
10/2	Yale	A	W, 10-6
10/9	Colgate	A	L, 17-21
10/16	Connecticut	H	W, 10-7
10/23	Brown	A	W, 17-6
10/30	Boston University	A	W, 34-21
11/6	Harvard (fw)	H	L, 17-24
11/13	Maine	H	W, 21-7
11/20	Boston College	A	L, 10-35

1983 (9-2-1)

Coach: Rick Carter

Capt: Harry Flaherty,

Matt Martin, Rob Porter

9/10	Boston University	H	W, 14-3
9/17	Massachusetts	A	W, 17-0
9/24	New Hampshire	A	W, 42-30
10/1	Dartmouth	A	W, 41-14
10/8	Colgate (hc)	H	W, 21-18
10/15	Connecticut	A	W, 20-16
10/22	Brown (fw)	H	W, 31-10
10/29	Columbia	H	W, 77-28
11/5	Harvard	A	T, 10-10
11/12	Delaware	A	W, 24-0
11/19	Boston College	N16	L, 7-47
12/3	Western Carolina (i-aa)	H	L, 21-28

1984 (8-3)

Coach: Rick Carter

Capt: Bill McGovern, Peter Muldoon

9/15	Rhode Island	H	W, 19-0
9/22	Massachusetts	H	W, 35-7
9/29	Harvard	A	W, 24-14
10/6	Dartmouth (hc)	H	W, 30-20
10/13	Colgate	A	W, 42-27
10/20	Connecticut (fw)	H	W, 41-0
10/27	Brown	A	W, 38-17
11/3	Boston University	A	L, 12-16
11/10	New Hampshire	H	L, 13-14
11/17	Maine	A	W, 24-7
12/1	Boston College	H	L, 10-45

1985 (4-6-1)

Coach: Rick Carter

Capt: Leo Carlin, Ed Kutschke, Tom Patton

9/14	Colgate	H	W, 24-21
9/21	Massachusetts	A	L, 3-27
9/28	Delaware (hc)	H	W, 22-6
10/5	Dartmouth	A	W, 17-14
10/12	Yale	A	L, 15-19
10/19	Connecticut	A	L, 2-22
10/26	Brown (fw)	H	T, 20-20
11/2	Army	A	L, 12-34
11/9	Harvard	H	L, 20-28
11/16	Boston University	H	W, 30-9
11/23	Boston College	A	L, 7-38

1986 (10-1, 4-0 PL)

PATRIOT LEAGUE CHAMPIONS

Coach: Mark Duffner

Capt: Pat Barry, Frank Kutschke,

Jerry McCabe, Steve Southard

9/13	Lehigh *	H	W, 17-14
9/20	Lafayette *	A	W, 38-14
9/27	Harvard	A	W, 41-0
10/4	Colgate *	A	W, 16-12
10/11	Dartmouth (hc)	H	W, 48-7
10/18	Army	A	W, 17-14
10/25	Brown	A	W, 22-7
11/1	Massachusetts	H	W, 41-7
11/8	Bucknell (fw) *	H	W, 17-10
11/15	William & Mary	A	W, 31-7
11/22	Boston College	H	L, 26-56

1987 (11-0, 4-0 PL)

PATRIOT LEAGUE CHAMPIONS

Coach: Mark Duffner

Capt: Ron George, Jim Kelly,

Gordie Lockbaum, Andy Martin

9/12	Army	A	W, 34-24
9/19	Lafayette *	H	W, 40-11
9/26	Lehigh *	A	W, 63-6
10/3	Colgate (hc) *	H	W, 49-7
10/10	Dartmouth	A	W, 62-23
10/17	Bucknell *	A	W, 48-10
10/24	Brown (fw)	H	W, 41-0
10/31	Massachusetts	A	W, 54-10
11/7	Harvard	H	W, 41-6
11/14	William & Mary	H	W, 40-7
11/19	Villanova	A	W, 39-6

ALL-TIME RESULTS

1988 (9-2, 3-1 PL)

Coach: Mark Duffner

Capt: Dennis Golden, Rob McGovern,

Tom Smith, Jeff Wiley

9/3	Rhode Island	H	W, 49-7
9/10	Army	A	L, 3-23
9/17	Lafayette *	A	L, 20-28
9/24	Princeton	A	W, 30-26
10/1	Harvard	H	W, 35-20
10/8	Dartmouth (hc)	H	W, 17-3
10/15	Lehigh (fw) *	H	W, 48-24
10/22	Brown	A	W, 35-14
10/29	Colgate *	A	W, 7-0
11/12	Bucknell *	H	W, 38-7
11/19	Northeastern	H	W, 52-30

1989 (10-1, 4-0 PL)

PATRIOT LEAGUE CHAMPIONS

Coach: Mark Duffner

Capt: Tim Donovan, Randy Pedro,

Chris Maruca, Dave Murphy

9/9	Villanova	H	W, 38-17
9/16	Lafayette *	A	W, 23-21
9/23	Harvard	A	W, 31-17
9/30	Princeton (hc)	H	W, 46-0
10/7	Dartmouth	A	W, 33-7
10/14	Army	A	L, 9-45
10/21	Colgate (fw) *	H	W, 31-6
10/28	Brown	H	W, 49-13
11/4	Northeastern	H	W, 46-13
11/11	Lehigh *	A	W, 55-16
11/18	Bucknell *	A	W, 35-6

1990 (9-1-1, 5-0 PL)

PATRIOT LEAGUE CHAMPIONS

Coach: Mark Duffner

Capt: Willie Bradford, Craig Callahan,

Joe Foy, Mark Gallagher

9/8	Massachusetts	H	T, 10-10
9/15	Army	A	L, 7-24
9/22	Pennsylvania	A	W, 17-3
9/29	Harvard	H	W, 35-14
10/6	Dartmouth (hc)	H	W, 21-10
10/13	Brown	A	W, 55-0
10/20	Lehigh (fw) *	H	W, 34-22
10/27	Lafayette *	H	W, 34-3
11/3	Bucknell *	H	W, 43-14
11/10	Fordham *	A	W, 48-0
11/17	Colgate *	A	W, 35-6

1991 (11-0, 5-0 PL)

PATRIOT LEAGUE CHAMPIONS

Coach: Mark Duffner

Capt: Tom Ciaccio, Darin Cromwell,

Ron Flauto, Chris Kovath

9/14	Massachusetts	A	W, 22-20
9/21	Boston University	A	W, 27-23
9/28	Pennsylvania (hc)	H	W, 45-0
10/5	Harvard	A	W, 28-13
10/12	Dartmouth	A	W, 23-6
10/19	Brown (fw)	H	W, 42-28
10/26	Lehigh *	A	W, 43-42
11/2	Lafayette *	H	W, 48-14
11/9	Bucknell *	A	W, 42-6
11/16	Fordham *	N17	W, 24-19
11/23	Colgate *	H	W, 28-3

1992 (6-5, 4-1 PL)

Coach: Peter Vaas

Capt: Marcus Duckworth, Ron Hooley,

Tom McDonald, John Powell

9/12	Army	A	L, 7-17
9/19	Massachusetts	H	L, 3-7
9/26	Yale	A	L, 3-7
10/3	Harvard	H	W, 30-7
10/10	Dartmouth	H	L, 0-48
10/17	Princeton (hc)	H	W, 10-7
10/24	Bucknell (fw) *	H	W, 27-12
10/31	Lehigh *	H	W, 28-25
11/7	Lafayette *	A	L, 6-15
11/14	Colgate *	A	W, 18-17
11/21	Fordham *	H	W, 21-13

1993 (3-8, 2-3 PL)

Coach: Peter Vaas

Capt: Todd Araujo,

Rob Milanette, Frank Visconti

9/11	Massachusetts	A	L, 7-37
9/18	Boston University	H	L, 18-44
9/25	Dartmouth	A	W, 13-7
10/2	Princeton	A	L, 0-38
10/9	Yale (fw)	H	L, 27-31
10/16	Harvard	A	L, 25-41
10/23	Bucknell *	A	L, 23-33
10/30	Lehigh *	A	L, 10-17
11/6	Lafayette (hc) *	H	L, 27-52
11/13	Colgate *	H	W, 27-14
11/20	Fordham *	H	W, 28-12

1994 (3-8, 3-2 PL)

Coach: Peter Vaas

Capt: Pat Smith, Chris Nichol

9/10	Army	A	L, 3-49
9/17	Massachusetts (hc)	H	L, 0-32
9/24	Yale	A	L, 22-47
10/1	Harvard	H	L, 17-27
10/8	Pennsylvania	A	L, 8-59
10/15	Brown	A	L, 18-20
10/22	Lafayette *	A	L, 9-17
10/29	Fordham *	A	W, 31-21
11/5	Bucknell (fw) *	H	W, 27-20
11/12	Lehigh *	H	L, 13-29
11/19	Colgate *	A	W, 27-6

1995 (2-9, 1-4 PL)

Coach: Peter Vaas

Capt: David Harris,

Matt Faery, Brian Regan

9/9	Hofstra	H	L, 9-24
9/16	Massachusetts	A	L, 0-51
9/23	Cornell	A	L, 19-28
9/30	Brown	H	L, 14-37
10/7	Yale (hc)	H	L, 17-28
10/14	Harvard	A	W, 27-22
10/21	Lafayette (fw) *	H	L, 17-27
10/28	Fordham *	N18	L, 10-17
11/4	Bucknell *	A	L, 7-21
11/11	Lehigh *	A	L, 21-51
11/18	Colgate *	H	W, 39-20

1996 (2-9, 1-4 PL)

Coach: Dan Allen

Capt: David Streeter, Mike Zimirowski

9/14	Massachusetts	H	L, 10-28
9/21	Colgate *	A	W, 38-21
9/28	Princeton	A	L, 30-37
10/5	Columbia (hc)	H	L, 16-42
10/12	Dartmouth	A	L, 7-35
10/19	Harvard	H	L, 25-28
10/26	Bucknell (fw) *	H	L, 7-38
11/2	Fordham *	A	L, 0-28
11/9	Lehigh *	H	L, 10-20
11/16	Lafayette *	A	L, 21-38
11/23	Georgetown	A	W, 45-36

ALL-TIME RESULTS

1997 (4-7, 2-4 PL)

Coach: Dan Allen

Capt: Dominic Blue, Jeff Laboranti

9/13	Towson *	A	W, 7-27#
9/20	Georgetown	H	W, 25-21
9/27	Dartmouth	H	L, 6-35
10/4	Princeton (hc)	H	L, 7-21
10/11	Columbia	A	W, 45-16
10/18	Harvard	A	L, 24-52
10/25	Bucknell *	A	L, 6-18
11/1	Colgate (fw) *	H	L, 7-42
11/8	Lehigh *	A	W, 20-14
11/15	Lafayette *	H	L, 23-34
11/22	Fordham *	H	L, 12-28

1998 (2-9, 1-5 PL)

Coach: Dan Allen

Capt: Bob Andrews, John Aloisi,

Joel Beck, Barrett Doxsey

9/5	Fairfield	H	W, 26-22
9/19	Georgetown	A	L, 12-13
9/26	Cornell (hc)	H	L, 9-17
10/3	Towson *	H	W, 31-24
10/10	Yale	A	L, 7-15
10/17	Harvard (ot)	A	L, 14-20
10/24	Lehigh *	H	L, 14-24
10/31	Lafayette *	A	L, 17-28
11/7	Bucknell (fw) *	H	L, 14-30
11/14	Fordham *	H	L, 10-13
11/21	Colgate *	A	L, 14-28

1999 (3-8, 2-4 PL)

Coach: Dan Allen

Capt: John Aloisi,

David Puloka, Joe Saunders

9/11	Georgetown	H	L, 16-34
9/18	Lafayette *	H	W, 30-12
9/25	Harvard (hc/fw)	H	L, 17-25
10/2	Towson *	A	L, 0-14
10/9	Yale	H	L, 14-34
10/16	Fairfield	H	W, 24-23
10/23	Lehigh *	A	L, 8-62
10/30	St. Mary's (Calif.)	A	L, 26-28
11/6	Bucknell *	A	L, 21-32
11/13	Fordham *	A	W, 37-14
11/20	Colgate *	H	L, 26-45

2000 (7-4, 4-2 PL)

Coach: Dan Allen

Capt: David Puloka, Patrick Quay

9/9	Georgetown	A	W, 38-22
9/16	Harvard	A	W, 27-25
9/23	Towson *	H	W, 17-14
9/30	Yale	A	L, 27-33
10/7	Pennsylvania (hc)	H	W, 34-17
10/14	Dartmouth	A	L, 14-31
10/21	Lafayette *	A	L, 13-28
10/28	Lehigh (fw) *	H	L, 6-21
11/4	Bucknell *	H	W, 10-9
11/11	Colgate *	A	W, 32-3
11/18	Fordham *	H	W, 27-20

2001 (4-6, 3-4 PL)

Coach: Dan Allen

Capt: Brian Hall,

James Jenkins, Vernell Shaw

9/8	Georgetown *	H	W, 33-7
9/22	Towson *	A	W, 17-9
9/29	Yale	H	L, 22-23
10/6	Pennsylvania	A	L, 7-43
10/13	Dartmouth (hc)	H	W, 49-17
10/20	Lafayette (fw) *	H	W, 63-53
10/27	Lehigh *	A	L, 14-47
11/3	Bucknell *	A	L, 14-21
11/10	Colgate *	H	L, 7-35
11/17	Fordham *	A	L, 21-24

2002 (4-8, 2-5 PL)

Coach: Dan Allen

Capt: David Dugan, Brian Hall,

Nick Soivilien, Ross Sullivan

9/7	Army	A	W, 30-21
9/14	Georgetown *	A	W, 41-13
9/21	Harvard	A	L, 23-28
9/28	Towson (hc) *	H	L, 10-42
10/5	Yale	A	L, 19-28
10/12	St. Mary's (Calif.)	H	W, 24-22
10/19	Dartmouth	A	L, 36-44
10/26	Lehigh (fw) *	H	L, 12-21
11/2	Bucknell *	H	W, 38-21
11/9	Fordham *	H	L, 27-37
11/16	Lafayette *	A	L, 13-42
11/23	Colgate *	A	L, 20-25

2003 (1-11, 1-6 PL)

Coach: Dan Allen

Capt: Ari Confesor, Steve Fox,

Ben Koller, Nick Larsen

9/6	Lehigh *	A	L, 20-38
9/13	Georgetown *	H	W, 42-34
9/20	Harvard (hc)	H	L, 23-43
9/27	San Diego (2ot)	A	L, 45-46
10/4	Yale	H	L, 16-41
10/11	Towson *	A	L, 13-30
10/18	Dartmouth (fw)	H	L, 20-24
10/25	Florida International	A	L, 23-34
11/1	Bucknell *	A	L, 31-53
11/8	Fordham *	A	L, 28-49
11/15	Lafayette *	H	L, 13-41
11/22	Colgate *	H	L, 38-45

2004 (3-8, 1-5 PL)

Coach: Tom Gilmore

Capt: David Mitchell, Steve Silva

9/4	Duquesne	H	L, 7-31
9/11	San Diego	H	L, 31-37
9/18	Harvard	A	L, 0-35
10/2	Fordham *	H	L, 35-42
10/9	Lehigh (hc) *	H	L, 14-42
10/16	Dartmouth	A	W, 24-0
10/23	Colgate *	A	L, 7-41
10/30	Bucknell (fw) *	H	L, 27-42
11/6	Marist	H	W, 44-13
11/13	Lafayette *	A	L, 20-56
11/20	Georgetown (ot) *	A	W, 31-28

2005 (6-5, 3-3 PL)

Coach: Tom Gilmore

**Capt: Gideon Akande,
John O'Neil, Steve Silva**

9/3	Sacred Heart	H	W, 56-21
9/10	Georgetown (hc) *	H	W, 48-6
9/17	Harvard	H	L, 21-31
9/24	Delaware	A	L, 23-35
10/1	Yale	A	W, 22-19
10/8	Lehigh *	A	W, 13-10
10/15	Dartmouth	H	W, 28-16
10/22	Colgate (fw) *	H	L, 14-27
10/29	Fordham *	A	L, 20-24
11/12	Lafayette *	H	L, 21-41
11/19	Bucknell *	A	W, 51-33

ALL-TIME RESULTS

2006 (7-4, 4-2 PL)

Coach: Tom Gilmore

Capt: Dan Adams, Casey Gough,

Frank Herlihy, Chris Nielsen

9/2	Georgetown *	A	W, 26-13
9/9	Northeastern	H	L, 14-24
9/16	Harvard	A	L, 14-31
9/23	Marist	A	W, 27-0
9/30	Fordham (hc) *	H	W, 28-21
10/7	Brown	H	W, 35-30
10/14	Dartmouth (ot)	A	W, 24-21
10/21	Lafayette *	A	W, 38-28
10/28	Lehigh (fw) *	H	L, 14-28
11/4	Bucknell *	H	W, 27-10
11/11	Colgate *	A	L, 28-29

2007 (7-4, 4-2 PL)

Coach: Tom Gilmore

Capt: Casey Gough,

Obi Green, Dominic Randolph

9/1	Massachusetts	A	L, 30-40
9/15	Harvard (hc)	H	W, 31-28
9/22	Georgetown *	H	W, 55-0
9/29	Yale (fw)	H	L, 17-38
10/6	Brown	A	W, 48-37
10/13	Dartmouth	H	W, 41-15
10/20	Lehigh *	A	W, 59-10
10/27	Bucknell *	A	W, 45-21
11/3	Fordham *	A	L, 21-24
11/10	Lafayette *	H	L, 21-31
11/17	Colgate *	H	W, 27-20

2008 (7-4, 5-1 PL)

Coach: Tom Gilmore

Capt: Daryl Brown, Dominic Randolph

9/6	Massachusetts (hc)	H	L, 42-45
9/19	Harvard	A	L, 24-25
9/27	Georgetown *	A	W, 38-14
10/4	Yale (2ot)	A	L, 28-31
10/11	Brown	H	W, 41-34
10/18	Dartmouth	A	W, 44-26
10/25	Lehigh (fw) *	H	W, 35-21
11/1	Bucknell *	H	W, 34-17
11/8	Fordham *	H	W, 38-17
11/15	Lafayette *	A	W, 27-26
11/22	Colgate *	A	L, 27-28

2009 (9-3, 5-1 PL)

PATRIOT LEAGUE CHAMPIONS

Coach: Tom Gilmore

Capt: Dominic Randolph

9/5	Georgetown *	H	W, 20-7
9/12	Sacred Heart	H	W, 52-21
9/19	Harvard	H	W, 27-20
10/3	Northeastern	A	W, 42-21
10/10	Brown	A	L, 31-34
10/17	Dartmouth (hc)	H	W, 34-14
10/24	Colgate (fw) *	H	W, 42-28
10/31	Fordham *	A	W, 41-27
11/7	Lehigh *	A	W, 24-20
11/14	Lafayette *	H	W, 28-26
11/21	Bucknell *	A	L, 17-23
11/28	Villanova (i-aa)	A	L, 28-38

2010 (6-5, 4-2 PL)

Coach: Tom Gilmore

Capt: Anthony DiMichele,

Sean Lamkin, Freddie Santana

9/4	Howard	H	W, 38-7
9/11	Massachusetts	A	L, 7-31
9/18	Harvard	A	L, 6-34
9/25	Georgetown *	A	L, 7-17
10/2	Fordham (hc) *	H	W, 36-31
10/9	Brown	H	W, 17-13
10/16	Dartmouth	A	L, 19-27
10/23	Colgate *	A	W, 31-24
11/6	Lehigh *	H	L, 17-34
11/13	Lafayette *	A	W, 37-27
11/20	Bucknell *	H	W, 34-9

LEGEND

- 1 Worcester Fair Grounds
 - 2 Worcester College Grounds
 - 3 Worcester Oval
 - 4 Philadelphia, Pa.
 - 5 Portland, Maine
 - 6 Polo Grounds, New York, N.Y.
 - 7 Manchester, N.H.
 - 8 Fenway Park, Boston, Mass.
 - 9 Utica, N.Y.
 - 10 Braves Field, Boston, Mass.
 - 11 Yankee Stadium, Bronx, N.Y.
 - 12 Harvard Stadium, Cambridge, Mass.
 - 13 Ebbets Field, Brooklyn, N.Y.
 - 14 Orange Bowl, Miami, Fla.
 - 15 Manning Bowl, Lynn, Mass.
 - 16 Foxboro Stadium, Foxboro, Mass.
 - 17 Gaelic Grounds, Limerick, Ireland
 - 18 National Stadium, Hamilton, Bermuda
- * Patriot League Games
 fw Family Weekend
 hc Homecoming
 i-aa Division I-AA Playoffs
 ob Orange Bowl
 # Holy Cross awarded forfeit victory