

2010-2011

HOLY CROSS

MEN'S

BASKETBALL

FACT BOOK

TABLE OF CONTENTS / QUICK FACTS

TABLE OF CONTENTS

Media Information	3-4
Opponent Information	5-6
2010-2011 Roster	7
2010-2011 Season Preview	8-9
Coaching Staff	10-12
Holy Cross & Nike	13
Player Profiles	14-32
2009 Final Statistics	33-35
2009-2010 Box Scores	36-39
Single-Game Records	40-41
Single-Season Records	42-43
Career Records	44-45
Team Records	46-47
Year-By-Year Leaders	48-51
Hart Center Records	52-55
1,000-Point Scorers	56-63
Overtime Records	63
Postseason Tournaments	64-67
Regular Season Tournaments	68-69
The Last Time	70-71
Tradition of Excellence	72-76
National Championship Teams	77
All-Time Head Coaches / Coaching Records	78-81
Hall of Fame Inductees	82
Crusaders in the Professional Ranks	83
Honors & Awards	84-86
Year-By-Year Records	87-89
All-Time Series Records	90-91
Series History vs. 2010-2011 Opponents	92-95
All-Time Letterwinners	96-97
All-Time Results	98-112

ADMINISTRATION

President	Rev. Michael C. McFarland, S.J.
Athletic Director	Richard M. Regan, Jr.
Associate Athletic Director	Bill Bellerose
Associate Athletic Director	Rosemary Shea
Associate Athletic Director	Ann Zelesky
Assistant Athletic Director	Frank Mastrandrea
Athletic Department Phone	(508) 793-2571
Ticket Office Phone	(508) 793-2573
Athletic Department Fax	(508) 793-3863

GENERAL COLLEGE INFORMATION

Location	Worcester, Mass.
Founded	1843
Enrollment	2,897
Denomination	Roman Catholic, Jesuit
Nickname	Crusaders
Color	Royal Purple
National Affiliation	NCAA Division I
Conference	Patriot League
College Web Site	www.holycross.edu
Athletic Web Site	www.goholycross.com

2010-2011 SCHEDULE

Nov. 8	ASSUMPTION (exh.)	7:00 p.m.
Nov. 13	COLLEGE OF CHARLESTON	7:00 p.m.
Nov. 17	at Harvard	7:00 p.m.
Nov. 20	at New Hampshire	7:00 p.m.
Nov. 22	at Boston College	7:00 p.m.
Nov. 27	at Massachusetts	3:00 p.m.
Dec. 4	at Wake Forest	1:00 p.m.
Dec. 7	STONY BROOK	7:00 p.m.
Dec. 12	FAIRFIELD	4:00 p.m.
Dec. 19	at Marist	4:00 p.m.
Dec. 22	at Hofstra	7:00 p.m.
Dec. 28	ST. JOSEPH'S	7:00 p.m.
Dec. 31	at George Washington	3:00 p.m.
Jan. 2	at Sacred Heart	2:00 p.m.
Jan. 5	YALE	7:00 p.m.
Jan. 8	LAFAYETTE *	3:30 p.m.
Jan. 12	at Army *	7:00 p.m.
Jan. 16	at Bucknell *	2:00 p.m.
Jan. 19	at Navy *	7:00 p.m.
Jan. 22	AMERICAN *	3:30 p.m.
Jan. 27	COLGATE *	7:00 p.m.
Jan. 29	at Lehigh *	1:00 p.m.
Feb. 5	at Lafayette *	1:00 p.m.
Feb. 9	ARMY *	7:00 p.m.
Feb. 12	BUCKNELL *	3:30 p.m.
Feb. 16	NAVY *	7:00 p.m.
Feb. 20	at American *	2:00 p.m.
Feb. 23	at Colgate *	7:00 p.m.
Feb. 26	LEHIGH *	4:00 p.m.
Mar. 2	Patriot League Quarterfinals	
Mar. 6	Patriot League Semifinals	
Mar. 11	Patriot League Championship Game	

* Patriot League games

Home games listed in **BOLD CAPS**

BASKETBALL QUICK FACTS

Head Coach	Milan Brown
Alma Mater	Howard, 1993
Record at Holy Cross	First Years
Overall Record	.95-120 / Seven Years
Office Phone	(508) 793-2323
Office Fax	(508) 793-2229
Assistant Coach	Brion Dunlap
Assistant Coach	Kevin Robinson
Assistant Coach	Dan Engelstad
Athletic Trainer	Scott Gallon
Strength & Conditioning	Brittany Keil
Equipment Manager	Bryan Hill
Secretary	Janet Fahnstock
2009-2010 Overall Record	9-22
2009-2010 Patriot League Record	5-9 / Seventh
Home Court	Hart Center
Capacity	3,600
Press Row Phone	(508) 793-3980
Letterwinners Returning / Lost	12 / 2
Starters Returning / Lost	4 / 1

MEDIA INFORMATION



Charles Bare



Jim Wrobel



Meredith Cook



Anna Poulter-Hendrickson

CONTACT INFORMATION

For information on Holy Cross basketball, or any other varsity athletic team, please contact the Holy Cross athletic media relations office:

Charles Bare, Director cbare@holycross.edu
Jim Wrobel, Assistant Director jwrobel@holycross.edu
Meredith Cook, Assistant Director mhcook@holycross.edu
Anna Poulter-Hendrickson, Assistant Director
. apoulter@holycross.edu
Kristen Kearnan, Secretary kkearnan@holycross.edu
Office Phone. (508) 793-2583
Office Fax. (508) 793-2309
Press Box Phone (508) 793-2204
Mailing Address. One College Street, Worcester, MA 01610

CREDENTIALS & SCOUTING PASSES

All requests for working media credentials should be made to Charles Bare at least one week in advance, preferably in writing. All requests received one week in advance will be mailed, while all others will be left at the will call window, which is located at the entrance to the Hart Center. Every effort will be made to accommodate all members of the media, but as space is limited, we may not be able to honor all requests.

RADIO BROADCASTS

Holy Cross has installed phone lines which can be rented by visiting radio. There is a charge of \$75.00 per line for commercial radio, or \$50.00 per line for student radio. Others wishing to install their own lines may contact Verizon Telephone at (508) 792-4000. Any radio station or reporting service seeking in-game or post-game reports must make arrangements through the athletic media relations office.

TELEPHONES

There is one community telephone on press row for use by the media. To order a private phone, contact Verizon Telephone at (508) 792-4000.

INTERNET ACCESS

There is high speed wireless internet access available for members of the media to use in the Hart Center arena.

PARKING

Parking at the Hart Center is on a first-come, first-served basis. The parking lots in front of the Hart Center are ordinarily able to handle all of your parking needs. Members of the media are encouraged to arrive at least one hour before tipoff in order to ensure the availability of parking.

GAME DAY SERVICES

Pregame press notes and flip cards are available in the media room approximately one hour before tipoff. A pregame meal will also be available approximately one hour before tipoff. Fax service is available after the game with advanced notice to the athletic media relations staff. Halftime statistics, final statistics and play-by-play are provided. Complete books are available approximately 15 minutes after the game.

POSTGAME PROCEDURES

The Holy Cross basketball locker room is closed to the media. Members of the media should submit player requests to Charles Bare by the five-minute mark of the second half. Following a 10-minute cooling off period, Holy Cross head coach Milan Brown and requested players will be available outside of the locker room. Requests for interviews with the opposing team should be made with that school's sports information director.

COACH & PLAYER INTERVIEWS

Personal interviews with head coach Milan Brown, his staff and players can be arranged through Charles Bare. Players are available in person and for phone interviews on most days, subject to the individual student-athlete's academic responsibilities. Arrangements for all interviews should be made at least 24 hours in advance. Home phone numbers will not be given out. The best time to reach coach Brown by phone is on weekday mornings.

HOLY CROSS ON THE INTERNET

Information on Holy Cross basketball and all 26 other varsity sports is available through the Holy Cross Athletics home page at "www.GoHolyCross.com". All notes and statistics will be available through the site. In addition, Crusader radio broadcasts can be heard on the internet, with information on broadcast locations available on the Holy Cross Athletics home page.

MEDIA INFORMATION

DIRECTIONS TO THE HART CENTER

From the East or West: Take the Massachusetts Turnpike (I-90) to Exit 10. After the exit, follow I-290 East toward Worcester. Take Exit 11 (College Square / Southbridge Street) off of I-290. Cross over to the right lane immediately after coming off the ramp to College Square. Take the first right (before the traffic light) onto College Street. Go up the hill and enter the campus at the last gate on the left (Gate 7). Take the first right and the Hart Center is located at the top of the hill.

From the North: Take I-495 South to I-290 West (Exit 25B). Follow I-290 West to Exit 11 (College Square / Southbridge Street). Bear left coming off the ramp onto Southbridge Street. Take the first right (before the traffic light) onto College Street. Go up the hill and enter the campus at the last gate on the left (Gate 7). Take the first right and the Hart Center is located at the top of the hill.

From the Southeast: Take I-495 North to the Massachusetts Turnpike West (I-90). Take Exit 10 off of the Massachusetts Turnpike. After the exit, follow I-290 East toward Worcester. Take Exit 11 (College Square / Southbridge Street) off of I-290. Cross over to the right lane immediately after coming off the ramp to College Square. Take the first right (before the traffic light) onto College Street. Go up the hill and enter the campus at the last gate on the left (Gate 7). Take the first right and the Hart Center is located at the top of the hill.

From the South: Take Route 146 North to the Massachusetts Turnpike West (I-90). Take Exit 10 off of the Massachusetts Turnpike. After the exit, follow I-290 East toward Worcester. Take Exit 11 (College Square / Southbridge Street) off of I-290. Cross over to the right lane immediately after coming off the ramp to College Square. Take the first right (before the traffic light) onto College Street. Go up the hill and enter the campus at the last gate on the left (Gate 7). Take the first right and the Hart Center is located at the top of the hill.

PRIMARY MEDIA OUTLETS

Worcester Telegram & Gazette, 20 Franklin Street, Worcester, Mass., 01615. Phone: (508) 793-9350. Fax: (508) 793-9363. Website: 'www.telegram.com'. Dave Nordman, sports editor; Jennifer Toland, beat writer.

Boston Globe, 135 Morrissey Boulevard, Boston, Mass., 02107. Phone: (617) 929-2860. Fax: (617) 929-2670. Website: 'www.boston.com'.

Boston Herald, 1 Herald Square, Boston, Mass., 02118. Phone: (800) 234-5680. Fax: (617) 619-6430. Website: 'www.bostonherald.com'. John Connolly, college reporter.

Associated Press (Boston), 184 High Street, Boston, Mass., 02110. Phone: (617) 357-8100. Fax: (617) 338-8125. Website: 'www.ap.org'. Howard Ulman, sports editor.

WCHC Radio, 216 Hogan Campus Center, College of the Holy Cross, Worcester, Mass., 01610. Phone: (508) 793-2475. Website: 'college.holycross.edu/wchc'.

WCTR-TV 3, 95 Higgins Street, Worcester, Mass., 01606. Phone: (508) 853-1515. Fax: (508) 854-5065. Kevin Shea, sports.

2010-2011 TRAVEL INFORMATION

American: Travel via commercial air. Depart Worcester on the day of Feb. 19, return following the game on Feb. 20. Key Bridge Marriott, 1401 Lee Highway, Arlington, Va., 22209. Phone: (703) 524-6400. Fax: (703) 524-8964.

Army: Travel via charter bus. Depart Worcester on the day of Jan. 11, return following the game on Jan. 12. Courtyard Fishkill, 17 Westage Drive, Fishkill, N.Y., 12524. Phone: (845) 897-2400. Fax: (845) 897-2274.

Bucknell: Travel via charter bus. Depart Worcester on the day of Jan. 15, return following the game on Jan. 16. Best Western Country Cupboard Inn, Route 15 North, Lewisburg, Pa., 17837. Phone: (570) 524-5500. Fax: (570) 524-4291.

Colgate: Travel via charter bus. Depart Worcester on the day of Feb. 22, return following the game on Feb. 23. Fairfield Inn & Suites Verona, 5280 Willow Place, Verona, N.Y., 13478. Phone: (315) 363-8888. Fax: (315) 363-1828.

George Washington: Travel via commercial air. Depart Worcester on the day of Dec. 30, return following the game on Dec. 31. Key Bridge Marriott, 1401 Lee Highway, Arlington, Va., 22209. Phone: (703) 524-6400. Fax: (703) 524-8964.

Hofstra: Travel via charter bus. Depart Worcester on the day of Dec. 21, return following the game on Dec. 22. Long Island Marriott Hotel & Conference Center, 101 James Doolittle Boulevard, Uniondale, N.Y., 11553. Phone: (516) 794-3800. Fax: (516) 794-5936.

Lafayette: Travel via charter bus. Depart Worcester on the day of Feb. 4, return following the game on Feb. 5. Courtyard Bethlehem Lehigh Valley, 2220 Emrick Boulevard, Bethlehem, Pa., 18020. Phone: (610) 625-9500. Fax: (610) 625-8817.

Lehigh: Travel via charter bus. Depart Worcester on the day of Jan. 29, return following the game on Jan. 30. Courtyard Bethlehem Lehigh Valley, 2220 Emrick Boulevard, Bethlehem, Pa., 18020. Phone: (610) 625-9500. Fax: (610) 625-8817.

Marist: Travel via charter bus. Depart Worcester on the day of Dec. 18, return following the game on Dec. 19. Courtyard Poughkeepsie, 2641 South Road, Poughkeepsie, N.Y., 12601. Phone: (845) 485-6336. Fax: (845) 485-6514.

Navy: Travel via commercial air. Depart Worcester on the day of Jan. 18, return on the day of Jan. 20. Doubletree Hotel Annapolis, 210 Holiday Court, Annapolis, Md., 21401. Phone: (410) 224-3150. Fax: (410) 224-3413.

Sacred Heart: Travel via charter bus. Depart Worcester on the day of Jan. 1, return following the game on Jan. 2. Trumbull Marriott Merritt Parkway, 180 Hawley Lane, Trumbull, Conn., 06611. Phone: (203) 378-1400. Fax: (203) 378-4958.

Wake Forest: Travel via commercial air. Depart Worcester on the day of Dec. 3, return following the game on Dec. 4. Winston-Salem Marriott, 425 North Cherry Street, Winston-Salem, N.C., 27101. Phone: (336) 725-3500. Fax: (336) 728-4025.

Note: For the Boston College, Harvard, Massachusetts and New Hampshire contests, Holy Cross will travel via charter bus, departing Worcester on the day of the game, and returning following the game.

OPPONENT INFORMATION

AMERICAN

Location Washington, D.C.
Nickname Eagles
Colors Red, White & Blue
Arena Bender Arena (3,044)
Conference Patriot League
2009-2010 Record 11-20 (7-7 PL)
Head Coach Jeff Jones (Virginia, '82)
Career Record 306-245 (18 years)
Basketball SID Nancy Yasharoff
Phone (202) 885-3079
E-Mail nancy.yasharoff@american.edu
Athletic Web Site www.aueagles.com
Press Row Phone (202) 885-8232

ARMY

Location West Point, N.Y.
Nickname Black Knights
Colors Black, Gold & Gray
Arena Christl Arena (5,043)
Conference Patriot League
2009-2010 Record 14-15 (4-10 PL)
Head Coach Zach Spiker (Ithaca, '00)
Career Record 14-15 (1 year)
Basketball SID Brian Gunning
Phone (845) 938-6871
E-Mail brian.gunning@usma.edu
Athletic Web Site www.bceagles.com
Press Row Phone (845) 938-4441

BOSTON COLLEGE

Location Chestnut Hill, Mass.
Nickname Eagles
Colors Maroon & Gold
Arena Silvio O. Conte Forum (8,606)
Conference Atlantic Coast Conference
2009-2010 Record 15-16 (6-10 ACC)
Head Coach Steve Donahue (Ursinus, '84)
Career Record 146-138 (10 years)
Basketball SID Dick Kelley
Phone (617) 552-3039
E-Mail kelleyri@bc.edu
Athletic Web Site www.bceagles.com
Press Row Phone (617) 552-8989

BUCKNELL

Location Lewisburg, Pa.
Nickname Bison
Colors Orange & Blue
Arena Sojka Pavilion (4,000)
Conference Patriot League
2009-2010 Record 14-17 (9-5 PL)
Head Coach Dave Paulsen (Williams, '87)
Career Record 283-160 (16 years)
Basketball SID Jon Terry
Phone (570) 577-3121
E-Mail terry@bucknell.edu
Athletic Web Site www.bucknellbison.com
Press Row Phone (577) 570-1519

COLLEGE OF CHARLESTON

Location Charleston, S.C.
Nickname Cougars
Colors Maroon & White
Arena Carolina First Arena (5,100)
Conference Southern Conference
2009-2010 Record 22-12 (14-4 SC)
Head Coach Bobby Cremins (S. Carolina, '70)
Career Record 541-356 (29 years)
Basketball SID Marlene Navor
Phone (843) 953-5465
E-Mail navormu@cofc.edu
Athletic Web Site www.cofcsports.com
Press Row Phone (843) 953-6554

COLGATE

Location Hamilton, N.Y.
Nickname Raiders
Colors Maroon & White
Arena Cotterell Court (3,100)
Conference Patriot League
2009-2010 Record 10-19 (6-8 PL)
Head Coach Emmett Davis (St. Lawrence, '81)
Career Record 158-189 (12 years)
Basketball SID Jeremiah Hergott
Phone (315) 228-7566
E-Mail jhergott@colgate.edu
Athletic Web Site www.gocolgateraiders.com
Press Row Phone (315) 228-7900

FAIRFIELD

Location Fairfield, Conn.
Nickname Stags
Color Cardinal Red
Arena Arena at Harbor Yard (5,298)
Conference Metro Atlantic Athletic Conference
2009-2010 Record 23-11 (13-5 MAAC)
Head Coach Ed Cooley (Stonehill, '94)
Career Record 67-61 (4 years)
Basketball SID Jack Jones
Phone (203) 254-4116
E-Mail jjones@mail.fairfield.edu
Athletic Web Site www.fairfieldstags.com
Press Row Phone (203) 345-2500

GEORGE WASHINGTON

Location Washington, D.C.
Nickname Colonials
Colors Buff & Blue
Arena Charles E. Smith Center (4,338)
Conference Atlantic 10 Conference
2009-2010 Record 16-15 (6-10 A-10)
Head Coach Karl Hobbs (Connecticut, '85)
Career Record 149-115 (9 years)
Basketball SID Brad Bower
Phone (202) 994-0339
E-Mail bbower@gwu.edu
Athletic Web Site www.gwsports.com
Press Row Phone (202) 994-1776

HARVARD

Location Cambridge, Mass.
Nickname Crimson
Colors Crimson, Black & White
Arena Lavietes Pavilion (2,050)
Conference Ivy League
2009-2010 Record 21-8 (10-4 Ivy)
Head Coach Tommy Amaker (Duke, '87)
Career Record 220-182 (13 years)
Basketball SID Tim Williamson
Phone (617) 495-4143
E-Mail twilliam@fas.harvard.edu
Athletic Web Site www.gocrimson.com
Press Row Phone (617) 495-5894

HOFSTRA

Location Hempstead, N.Y.
Nickname Pride
Colors Gold, Blue & White
Arena Mack Sports & Exhibition Complex (5,046)
Conference Colonial Athletic Association
2009-2010 Record 19-15 (10-8 CAA)
Head Coach Mo Cassara (St. Lawrence, '97)
Career Record 22-28 (2 years)
Basketball SID Jeremy Kniffin
Phone (516) 463-6759
E-Mail jeremy.s.kniffin@hofstra.edu
Athletic Web Site www.gohofstra.com
Press Row Phone (516) 463-7725

LAFAYETTE

Location Easton, Pa.
Nickname Leopards
Colors Maroon & White
Arena Kirby Sports Center (3,500)
Conference Patriot League
2009-2010 Record 19-13 (8-6 PL)
Head Coach Fran O'Hanlon (Villanova, '70)
Career Record 216-223 (15 years)
Basketball SID Phil LaBella
Phone (610) 330-5123
E-Mail labellap@lafayette.edu
Athletic Web Site www.goleopards.com
Press Row Phone (610) 330-5454

LEHIGH

Location Bethlehem, Pa.
Nickname Mountain Hawks
Colors Brown & White
Arena Stabler Arena (5,600)
Conference Patriot League
2009-2010 Record 22-11 (10-4 PL)
Head Coach Brett Reed (Eckerd, '95)
Career Record 51-40 (3 years)
Basketball SID Justin Lafleur
Phone (610) 758-6631
E-Mail jul310@lehigh.edu
Athletic Web Site www.lehighsports.com
Press Row Phone (610) 758-4903

OPPONENT INFORMATION

MARIST

Location Poughkeepsie, N.Y.
Nickname Red Foxes
Colors Red & White
Arena McCann Center (3,200)
Conference Metro Atlantic Athletic Conference
2009-2010 Record 1-29 (1-17 MAAC)
Head Coach Chuck Martin (Monmouth, '93)
Career Record 11-52 (2 years)
Basketball SID Mike Ferraro
Phone (845) 575-3321
E-Mail michael.j.ferraro@marist.edu
Athletic Web Site www.goredfoxes.com
Press Row Phone (845) 575-3155

MASSACHUSETTS

Location Amherst, Mass.
Nickname Minutemen
Colors Maroon & White
Arena Mullins Center (9,493)
Conference Atlantic 10 Conference
2009-2010 Record 12-20 (5-11 A-10)
Head Coach Derek Kellogg (UMass, '95)
Career Record 24-38 (2 years)
Basketball SID Jason Yellin
Phone (413) 577-3061
E-Mail jyellin@admin.umass.edu
Athletic Web Site www.umassathletics.com
Press Row Phone (413) 545-6139

NAVY

Location Annapolis, Md.
Nickname Midshipmen
Colors Navy Blue & Gold
Arena Alumni Hall (5,700)
Conference Patriot League
2009-2010 Record 13-17 (7-7 AE)
Head Coach Billy Lange (Rowan, '94)
Career Record 120-114 (8 years)
Basketball SID Chris Forman
Phone (410) 293-8774
E-Mail forman@usna.edu
Athletic Web Site www.navyports.com
Press Row Phone (410) 263-3929

NEW HAMPSHIRE

Location Durham, N.H.
Nickname Wildcats
Colors Blue & White
Arena Lundholm Gymnasium (3,000)
Conference America East Conference
2009-2010 Record 13-17 (6-10 AE)
Head Coach Bill Herrion (Merrimack, '81)
Career Record 295-259 (18 years)
Basketball SID Eric Coplin
Phone (603) 862-0717
E-Mail eric.coplin@unh.edu
Athletic Web Site www.unhwildcats.com
Press Row Phone (603) 862-3181

SACRED HEART

Location Fairfield, Conn.
Nickname Pioneers
Colors Red & White
Arena William H. Pitt Center (2,300)
Conference Northeast Conference
2009-2010 Record 14-15 (7-11 NEC)
Head Coach Dave Bike (Sacred Heart, '69)
Career Record 495-433 (32 years)
Basketball SID Bill Peterson
Phone (203) 396-8125
E-Mail petersonb2@sacredheart.edu
Athletic Web Site www.sacredheartpioneers.com
Press Row Phone (203) 396-8297

ST. JOSEPH'S

Location Philadelphia, Pa.
Nickname Hawks
Colors Crimson & Gray
Arena Michael J. Hagan Arena (4,200)
Conference Atlantic 10 Conference
2009-2010 Record 11-20 (5-11 A-10)
Head Coach Phil Martelli (Widener, '76)
Career Record 289-187 (15 years)
Basketball SID Marie Wozniak
Phone (610) 660-1727
E-Mail mwozniak@sju.edu
Athletic Web Site www.sjuhawks.com
Press Row Phone (610) 660-2599

STONY BROOK

Location Stony Brook, N.Y.
Nickname Seawolves
Colors Red, Blue & Gray
Arena Pritchard Gymnasium (1,680)
Conference America East Conference
2009-2010 Record 22-10 (13-3 AE)
Head Coach Steve Pikiell (Connecticut, '90)
Career Record 58-91 (5 years)
Basketball SID Thomas Chen
Phone (631) 632-7289
E-Mail thomas.chen@stonybrook.edu
Athletic Web Site www.goseawolves.org
Press Row Phone (631) 632-9260

WAKE FOREST

Location Winston-Salem, N.C.
Nickname Demon Deacons
Colors Gold & Black
Arena Joel Coliseum (14,665)
Conference Atlantic Coast Conference
2009-2010 Record 20-11 (9-7 ACC)
Head Coach Jeff Bzdelik (UIC, '76)
Career Record 115-105 (7 years)
Basketball SID Scott Wortman
Phone (336) 758-6099
E-Mail wortmasm@wfu.edu
Athletic Web Site www.wakeforestsports.com
Press Row Phone (336) 727-2945

YALE

Location New Haven, Conn.
Nickname Bulldogs
Colors Blue & White
Arena John J. Lee Amphitheater (2,432)
Conference Ivy League
2009-2010 Record 12-19 (6-8 Ivy)
Head Coach James Jones (Albany, '86)
Career Record 142-168 (11 years)
Basketball SID Tim Bennett
Phone (203) 432-1457
E-Mail timothy.bennett@yale.edu
Athletic Web Site www.yalebulldogs.com
Press Row Phone (203) 432-2398

2010-2011 ROSTER

2010-2011 HOLY CROSS NUMERICAL BASKETBALL ROSTER

No.	Player	Pos.	Cl.	Ht.	Wt.	Hometown / High School
1	Dee Goens *	G	So.	6-0	180	Alpharetta, Ga. / Marist
2	Devin Brown **	G	Jr.	6-1	190	Baltimore, Md. / Baltimore City
5	Mike Cavataio *	G	Jr.	6-4	190	Forest Hills, N.Y. / St. Francis Prep
10	R.J. Evans **	G	Jr.	6-3	200	Salem, Conn. / Norwich Free Academy
11	Jeff Harris *	G	Jr.	5-10	150	New York, N.Y. / Rice
15	Charlie Mills **	G	Jr.	5-11	170	Tampa, Fla. / Jesuit
22	Andrew Beinert ***	G	Sr.	6-4	185	Floral Park, N.Y. / Chaminade
25	Steve Carver	F	Fr.	6-8	215	Shawnee, Kan. / Shawnee Mission Northwest
32	Jordan Stevens *	G	So.	6-5	200	Gansevoort, N.Y. / Saratoga Springs
33	Joe O'Shea	G	Fr.	6-4	190	Burlington, Vt. / Burlington
34	Andrew Keister ***	C	Sr.	6-9	235	Galloway, N.J. / Absegami
35	Eric Obeysekere *	F	So.	6-8	209	Orinda, Calif. / Miramonte
42	Josh Jones ***	F	Sr.	6-7	235	Ocala, Fla. / Trinity Catholic
44	Phil Beans *	C	So.	6-9	233	Toledo, Ohio / Ottawa Hills
50	Dave Dudzinski	F	Fr.	6-9	227	Elburn, Ill. / Kaneland

2010-2011 HOLY CROSS ALPHABETICAL BASKETBALL ROSTER

No.	Player	Pos.	Cl.	Ht.	Wt.	Hometown / High School
44	Phil Beans *	C	So.	6-9	233	Toledo, Ohio / Ottawa Hills
22	Andrew Beinert ***	G	Sr.	6-4	185	Floral Park, N.Y. / Chaminade
2	Devin Brown **	G	Jr.	6-1	190	Baltimore, Md. / Baltimore City
25	Steve Carver	F	Fr.	6-8	215	Shawnee, Kan. / Shawnee Mission Northwest
5	Mike Cavataio *	G	Jr.	6-4	190	Forest Hills, N.Y. / St. Francis Prep
50	Dave Dudzinski	F	Fr.	6-9	227	Elburn, Ill. / Kaneland
10	R.J. Evans **	G	Jr.	6-3	200	Salem, Conn. / Norwich Free Academy
1	Dee Goens *	G	So.	6-0	180	Alpharetta, Ga. / Marist
11	Jeff Harris *	G	Jr.	5-10	150	New York, N.Y. / Rice
42	Josh Jones ***	F	Sr.	6-7	235	Ocala, Fla. / Trinity Catholic
34	Andrew Keister ***	C	Sr.	6-9	235	Galloway, N.J. / Absegami
15	Charlie Mills **	G	Jr.	5-11	170	Tampa, Fla. / Jesuit
33	Joe O'Shea	G	Fr.	6-4	190	Burlington, Vt. / Burlington
35	Eric Obeysekere *	F	So.	6-8	209	Orinda, Calif. / Miramonte
32	Jordan Stevens *	G	So.	6-5	200	Gansevoort, N.Y. / Saratoga Springs

* denotes letters won

2010-2011 HOLY CROSS COACHING STAFF

Head Coach:	Milan Brown (Howard, 1993 / First Season)
Assistant Coach:	Brion Dunlap (Old Dominion, 1998 / First Season)
Assistant Coach:	Kevin Robinson (St. Mary's (Md.), 2000 / First Season)
Assistant Coach:	Dan Engelstad (St. Mary's (Md.), 2007 / First Season)

PRONUNCIATION GUIDE

22	Andrew Beinert	BY-nert
5	Mike Cavataio	CAV-uh-TAY-oh
1	Dee Goens	GO-ins
34	Andrew Keister	KY-ster
35	Eric Obeysekere	OH-bay-SAY-ker-uh

2010-2011 SEASON PREVIEW

Heading into the 2010-2011 campaign, the Holy Cross men's basketball team looks to return to its place as one of the top squads in the Patriot League. The Crusaders are coming off a disappointing season, but look to be re-energized under the direction of new head coach Milan Brown. Holy Cross returns four starters from last season, and 12 out of 14 letterwinners. With the addition of three talented freshmen, the Crusaders have the ingredients necessary to return to the upper echelon of the conference.

"We should have solid depth at every position," said Brown. "We have the bodies to come in and help us out at every spot, which is going to be big. We also have very good competitiveness. Our guys have been willing to compete, not only on the court but also in the film room and with their preparation. Mentally, they have been very receptive to our new system and understand how we want to play."

Holy Cross is coming off a 2009-2010 campaign in which it posted an overall mark of 9-22, for only its second losing record in the last 10 years. The Crusaders also placed seventh in the Patriot League with a 5-9 mark in conference games, before making a run to the semifinals of the Patriot League Tournament.

The Crusaders were an impressive rebounding team last season, leading the conference in rebounds (36.6 rebounds per game) and rebound margin (+4.1 rebounds per game). Holy Cross also developed into one of the top shooting teams in the Patriot League, finishing last year ranked second in the conference in three-point field goal percentage (38.1 percent) and third in overall field goal percentage (44.6 percent).

If Holy Cross can return to form this season, expect the Crusaders to be among the Patriot League's best, and in contention for a postseason tournament bid in March.

BACKCOURT

Holy Cross returns four of its top perimeter players this season, in what should be one of the Patriot League's top backcourts. Leading the way is junior guard R.J. Evans, the 2008-2009 Patriot League Rookie of the Year. Evans led the team in scoring last year, with an average of 13.4 points per contest. He also pulled down 5.1 rebounds per game, and ranked second on the team with 74 assists. Evans has totaled 803 career points over his first two seasons, and looks to become Holy Cross' 45th 1,000-point scorer this year.

"We are hoping that R.J. Evans can continue to score, and also help us a good deal when it comes to rebounding," said Brown. "He also brings a physical presence to our backcourt, and we think he can be one of our best defenders. He is very good at pursuing the basketball on both ends of the court."

The other wing spot sees the return of junior guard Mike Cavataio, who emerged into one of the team's top scorers a year ago. He averaged 11.3 points and 5.3 rebounds during the 2009-2010 campaign, while ranking among the team's leaders in field goal percentage (47.1, 131 of 278) and free throw percentage (82.1, 78 of 95). Cavataio was particu-

larly strong down the stretch, scoring in double-figures in seven of the last eight games.

"Mike Cavataio brings speed and athleticism to the court, and that benefits us as a team," said Brown. "He has been working on his range, and I think his three-point percentage should improve this year. He can keep defenses honest since they have to respect his range, but he can also put the ball on the floor and get to the basket."

Joining Evans and Cavataio in the backcourt is senior point guard Andrew Beinert. Last season, he averaged 10.5 points, 3.5 assists, 2.2 rebounds and 1.1 assists per game, while hitting 43.3 percent (61 of 141) of his three-point attempts. Beinert enters the 2010-2011 season ranked sixth all-time at Holy Cross in career three-point field goal percentage (.419), seventh in career three-point field goals made (129) and ninth in career three-point field goal attempts (308).

"Andrew Beinert is probably our best three-point shooter, and has to be one of the best in the Patriot League," said Brown. "He is a veteran guy who has good size for the point guard spot, and we feel he has the ability to set the table for a lot of guys in our offense."

Sophomore guard Devin Brown also returns for the Crusaders as their sixth man. Last season, Brown ranked second on the team with an average of 12.5 points per game. He also developed into one of the team's top shooters, hitting 44.8 percent (64 of 143) of his shots from behind the three-point line.

WHAT'S RETURNING, WHAT'S LOST

<i>Category</i>	<i>2009-10 Total</i>	<i>Returns in 2010-11</i>	<i>Lost in 2010-11</i>	<i>Percent Return</i>
Points	2147	1925	222	89.7
Field Goals Made	761	673	88	88.4
Field Goal Attempts	1707	1515	192	88.8
Three-Point Goals Made	161	153	8	95.0
Three-Point Attempts	423	393	30	92.9
Free Throws Made	464	426	38	91.8
Free Throw Attempts	662	601	61	90.8
Rebounds	1136	931	205	82.0
Offensive Rebounds	381	305	76	80.0
Defensive Rebounds	755	626	129	82.9
Assists	409	374	35	91.4
Turnovers	447	401	46	89.7
Blocks	89	65	24	73.0
Steals	134	117	17	87.3
Personal Fouls	552	458	94	83.0
Minutes	6250	5155	1095	82.5

2010-2011 SEASON PREVIEW

“Devin Brown has proved that he can come off the bench and still be as productive as if he was starting,” said Brown. “He is an outstanding three-point shooter, and is also the best athlete we have on the team. By the end of the season, we think he should become one of our best defenders.”

Sophomore guard Dee Goens and sophomore guard Jordan Stevens will both look to earn increased playing time in the backcourt. Goens totaled 107 points and 24 assists for Holy Cross in 2009-2010, while Stevens recorded 18 points and 15 rebounds.

“Dee Goens has great speed with the basketball to push it up and down the court,” said Brown. “He is going to be a tempo changer for us at point guard. Jordan Stevens continues to develop and can shoot the ball very well. He also has the ability to post up smaller wing players, which adds to our versatility.”

Freshman guard Joe O’Shea also looks to break into the rotation at guard this year. Named the 2010 Gatorade Vermont Player of the Year, O’Shea led Burlington (Vt.) High School to an overall record of 89-5 over the last four seasons.

“Joe O’Shea has good size for a wing player and a great basketball IQ,” said Brown. “He always competes hard, and can really shoot the ball.”

Junior walk-on guards Jeff Harris and Charlie Mills will provide added depth in the Crusader backcourt.

FRONTCOURT

At the low post positions, Holy Cross will be led by senior center Andrew Keister, a two-time All-Patriot League selection. During the 2009-2010 campaign, he averaged 10.2 points and a conference-best 8.9 rebounds per game, while hitting 51.6 percent (130 of 252) of his shots from the floor. Keister also led the Patriot League with 12 doubles-doubles on the season.

“Andrew Keister provides great veteran leadership, and has a good handle on what it takes to win,” said Brown. “He has a great motor and always plays hard whenever he is on the court. He is an outstanding rebounder who provides a great physical presence, and he also has good skills on the offensive end of the court.”

Several players look to battle for the other starting spot in the low post. Sophomore forward Phil Beans was a solid back-up for the Crusaders a year ago, totaling 32 points and 23 rebounds in 28 games off the bench. Sophomore forward Eric Obeysekere became a factor of the bench late last season, and finished the year with 27 points, 37 rebounds and 13 blocked shots.

“Phil Beans has really developed and worked to get his body in great shape,” said Brown. “He can score with his back to the basket, and also has good range on his jump shot. Eric Obeysekere is our most athletic player at the post positions. He has great length and can force people to change their shots down low, and also has the ability to defend smaller players on the perimeter.”

Senior forward Josh Jones also looks to be in the competition for a starting role. Although he has seen limited action in his first three years with the Crusaders, Jones has the ability to be a solid rebounder and low-post player in the Patriot League.

“Josh Jones can provide a physical presence for us in the frontcourt,” said Brown. “He has not received a lot of opportunities in the past, but he is a solid low post defender who we expect to contribute for us this season.”

Freshman forward Steve Carver and freshman forward Dave Dudzinski will also look to earn minutes along the front line. Carver was a first team All-Sunflower League selection last year for Shawnee (Kan.) Mission Northwest. Dudzinski earned All-Area honors during each of the last three seasons for Kaneland (Ill.) High School.

“Dave Dudzinski has good footwork and back-to-the-basket moves, and can also step out and shoot the three-pointer,” said Brown. “He always plays hard, and can wear down opposing players with the way he pursues the basketball on both ends of the court. Steve Carver is another big man with ability to shoot from the perimeter. He has also developed some good moves in the low post, which gives him the ability to score against taller opponents.”

SCHEDULE

Once again this season, the Crusaders will face one of the toughest non-conference schedules in the Patriot League. The home portion of the non-league slate includes games against the College of Charleston, Fairfield, St. Joseph’s, Stony Brook and Yale at the Hart Center.

The non-conference road schedule will be highlighted by trips to Boston College, Wake Forest, Massachusetts and George Washington. Other non-league road dates include trips to Harvard, Hofstra, Marist, New Hampshire and Sacred Heart.

The Patriot League looks to be well balanced this season, with Holy Cross playing home-and-home series against each of the seven other teams in the league. The conference schedule will be highlighted by two contests against Lehigh, which won the 2010 Patriot League Tournament title and earned the conference’s automatic bid to the NCAA Tournament.

“This is definitely going to be a challenging schedule for us,” said Brown. “Because we play so many good teams out of conference, we are going to have to be ready to play at a high level every night. We expect that to prepare us for the battles we will face in Patriot League play, once we reach January and February.”

COACHING STAFF



MILAN BROWN HEAD COACH

Milan Brown is in his first season as the head men's basketball coach at the College of the Holy Cross in 2010-2011. The 16th head coach in the history of the program, he joined the Crusaders after spending the last seven seasons as head coach at Mount St. Mary's.

During the last three years at Mount St. Mary's, Brown led the Mountaineers to three straight winning seasons and a pair of postseason appearances. His teams posted a 54-44 record (.551) during those three years,

including a 35-19 mark (.648) in Northeast Conference play. Defense was a staple of Brown's squads, as the Mountaineers allowed just 64.7 points per game and 41.7 percent field goal shooting over the last three seasons, while holding their opposition to under 70 points in 72 out of 98 games. During the 2007-2008 campaign, Brown led Mount St. Mary's to the first NCAA Division I Tournament victory in school history, with a 69-60 win over Coppin State in the opening round.

During the 2009-2010 season, Brown's Mount St. Mary's team posted an overall record of 16-15, and finished third in the Northeast Conference with a 12-6 mark in league games. The Mountaineers led the Northeast Conference and ranked 48th in the nation by allowing only 63.2 points per game. Mount St. Mary's also posted an 11-game winning streak from Jan. 28-March 4, the second-longest streak in the school's Division I history, and advanced to the semifinals of the Northeast Conference Tournament. In addition, the Mountaineers non-conference strength of schedule ranked as the 25th hardest in the nation.

In 2008-2009, Brown's squad went 19-14 overall and 12-6 in the Northeast Conference, placing second in the league. The Mountaineers advanced to the Northeast Conference championship game, before suffering a tough 48-46 loss on the road to Robert Morris. Mount St. Mary's was then selected to play in the College Insider Tournament, where it fell at James Madison 69-58 in the first round.

BROWN'S COACHING FILE

Years	School	Position
1994-1995	Kecoughtan High School (Hampton, Va.)	Assistant Coach
1995-1997	Old Dominion	Assistant Coach
1997-2000	Mount St. Mary's	Assistant Coach
2000-2002	William & Mary	Assistant Coach
2002-2003	Mount St. Mary's	Associate Head Coach
2003-2010	Mount St. Mary's	Head Coach
2010-present	Holy Cross	Head Coach

During the 2007-2008 campaign, Brown led the Mountaineers to their first winning record in 11 seasons, posting an overall mark of 19-15. Mount St. Mary's finished the regular season in fourth place in the Northeast Conference with an 11-7 mark in league games, before running off three straight victories to claim the NEC Tournament title. Included during that tournament run were an 83-65 victory at Robert Morris in the semifinals, and a 68-55 win at Sacred Heart in the championship game. The Mountaineers then took down Coppin State (69-60) in the NCAA opening round, before falling to North Carolina (113-74) in their next game.

Brown took over as the head coach at Mount St. Mary's in 2003-2004, and led his team to its first Northeast Conference Tournament appearance since 1998-1999 during his first season. By his third year in 2005-2006, the Mountaineers finished fourth in the Northeast Conference with an 11-7 record, good for their highest finish in the league since 1996-1997. Following the 2005-2006 campaign, Brown was selected as the Northeast Conference's Coach of the Year by College Insider. He then directed Mount St. Mary's to another fourth place finish in the NEC in 2006-2007, with a 9-9 mark in conference games.

Before serving as the head coach at Mount St. Mary's, Brown had two stints as an assistant coach for the Mountaineers under Jim Phelan.

BROWN'S COLLEGIATE HEAD COACHING RECORD

Season	School	Overall			Conference			Place	Postseason Appearances
		W	L	Pct.	W	L	Pct.		
2003-2004	Mount St. Mary's	10	19	.345	8	10	.444	8th	
2004-2005	Mount St. Mary's	7	20	.259	5	13	.278	10th	
2005-2006	Mount St. Mary's	13	17	.433	11	7	.611	4th	
2006-2007	Mount St. Mary's	11	20	.355	9	9	.500	4th	
2007-2008	Mount St. Mary's	19	15	.559	11	7	.611	4th	NCAA Tournament
2008-2009	Mount St. Mary's	19	14	.576	12	6	.667	2nd	College Insider Tournament
2009-2010	Mount St. Mary's	16	15	.516	12	6	.667	3rd	
Totals	Seven Seasons	95	120	.443	68	58	.540	—	1 NCAA, 1 CIT

COACHING STAFF

BROWN VS. ALL OPPONENTS

Opponent	W	L	First Meeting	Last Meeting	PF	PA
Akron	0	1	12/19/2005	12/19/2005	61	74
American	2	3	12/7/2005	11/18/2009	281	319
Binghamton	1	1	11/21/2005	11/20/2006	121	119
Boston Univ.	1	1	11/29/2008	12/29/2009	155	155
Bryant	2	0	12/29/2008	2/20/2010	142	89
Central Conn.	4	9	1/12/2004	2/18/2010	863	899
Coppin State	1	0	3/18/2008	3/18/2008	69	60
Delaware	0	2	11/21/2003	11/26/2004	121	146
Fair. Dickinson	5	7	1/31/2004	2/13/2010	822	800
George Mason	0	1	11/25/2008	11/25/2008	60	72
Geo. Washington	0	2	12/1/2004	11/10/2007	120	158
Georgetown	0	2	12/20/2008	11/30/2009	120	152
High Point	0	2	12/6/2003	12/18/2004	125	150
James Madison	1	2	11/14/2006	3/18/2009	212	224
La Salle	0	6	12/20/2003	12/23/2008	346	416
Lafayette	1	3	1/3/2006	1/2/2009	258	272
Liberty	1	0	12/20/2005	12/20/2005	63	59
Long Island	8	4	2/5/2004	1/23/2010	860	782
Longwood	1	0	11/20/2004	11/20/2004	78	55
Loyola (Md.)	5	2	12/13/2003	11/21/2009	498	464
Maine	1	1	11/29/2006	12/15/2007	131	127
Maryland	0	3	1/3/2004	12/28/2006	159	265
Miss. Valley St.	0	1	11/18/2003	11/18/2003	71	72
Monmouth	8	5	2/12/2004	2/11/2010	851	785
Morehead State	0	1	11/19/2004	11/19/2004	65	66
Navy	3	2	12/27/2003	11/28/2009	327	325
New Hampshire	0	1	11/16/2003	11/16/2003	68	94
Niagara	0	1	11/25/2009	11/25/2009	64	74
North Carolina	0	1	3/21/2008	3/21/2008	74	113
N.C. State	0	1	12/16/2006	12/16/2006	65	80
Notre Dame	0	1	11/29/2003	11/29/2003	64	78
Oklahoma	0	2	1/7/2008	11/14/2009	128	176
Old Dominion	0	2	11/26/2005	12/8/2009	95	144
Oregon	0	1	12/28/2007	12/28/2007	73	81
Penn State	0	2	12/31/2005	12/13/2008	109	126
Pittsburgh	0	1	12/19/2009	12/19/2009	48	66
Quinnipiac	7	5	1/10/2004	1/30/2010	841	817
Robert Morris	6	13	1/26/2004	3/7/2010	1236	1289
Sacred Heart	11	4	1/17/2004	1/28/2010	1048	988
St. Francis (N.Y.)	8	5	12/23/2003	1/21/2010	921	822
St. Francis (Pa.)	10	4	1/24/2004	3/4/2010	985	856
Siena	0	1	1/2/2010	1/2/2010	76	79
Tenn.-Chattanooga	0	1	12/21/2005	12/21/2005	74	85
Vermont	0	1	12/30/2009	12/30/2009	69	71
Virginia	0	1	11/23/2003	11/23/2003	71	80
Virginia Tech	0	2	11/18/2005	11/17/2008	119	136
Wagner	7	7	1/19/2004	2/6/2010	937	903
West Virginia	0	1	11/10/2006	11/10/2006	42	50
Winthrop	1	1	12/18/2006	12/18/2007	123	133

2010-2011 opponents listed in bold italics

He was the associate head coach at Mount St. Mary's during the 2002-2003 campaign, after serving as an assistant coach from 1997-2000. During the 1998-1999 campaign, Brown helped lead the Mountaineers to the Northeast Conference Tournament crown and an appearance in the NCAA Tournament.

From 2000-2002, Brown was an assistant coach at William & Mary under Rick Boyages. He previously served as an assistant under Jeff Capel at Old Dominion from 1995-1997, helping lead the Monarchs to a combined record of 40-24 over two seasons. In 1996-1997, the Monarchs won both the Colonial Athletic Association regular season and tournament titles, and advanced to the NCAA Tournament. Brown began his coaching career in 1994-1995 as an assistant at Kecoughtan High School in Hampton, Va., where he helped lead the team to a 23-7 record and the state championship.

A 1993 graduate of Howard University with a bachelor's degree in marketing, Brown earned All-Mid-Eastern Athletic Conference honors his senior year after averaging 13.1 points and 4.4 assists per game. He currently ranks second on the Bison's all-time career list for assists with 445, and scored 1,102 career points. Brown led Howard to the Mid-Eastern Athletic Conference regular season and tournament titles during the 1991-1992 season, earning All-MEAC Tournament honors. He was then named the CBS Player of the Game for the Bison's contest with Kansas in the 1992 NCAA Tournament. Brown had his number at Howard retired in December of 2005.

The son of Charles and Pamela Brown, he is the oldest of three children. His brother, Morocco, played football at North Carolina State, and is the director of pro personnel for the Washington Redskins. His other brother, Marseille, played basketball at both Richmond and Hampton, advancing to the NCAA Tournament at each school.

Brown (who will turn 40 in January of 2011) and his wife Tina have two daughters (Nyla and Sanaa).

COACHING STAFF



BRION DUNLAP **ASSISTANT COACH**

Brion Dunlap is in his first season as an assistant coach at the College of the Holy Cross in 2010-2011. He joins the Crusaders after serving as an assistant coach at Mount St. Mary's University for the last seven years.

During his final three seasons at Mount St. Mary's, Dunlap helped the Mountaineers to an overall record of 54-44 and a 35-19 mark in the Northeast Conference. Mount St. Mary's also appeared in postseason play twice during that time frame, advancing to the NCAA Tournament in 2008 and the College Insider Tournament in 2009. In 2008, the Mountaineers won the Northeast Conference Tournament title and posted the first NCAA Division I Tournament victory in school history, with a 69-60 win over Coppin State in the opening round.

Prior to his time with the Mountaineers, Dunlap served as the head coach at Forest Park High School in Woodbridge, Va., for three seasons. He was the first head coach in the history of the program at Forest Park, which opened as a new school in 2000. Dunlap previously spent two years as an assistant coach at Woodbridge (Va.) High School. He was also selected as the head coach for the 2003 NOVA Hoops Classic, and served as the head coach of the Prince William Pacers AAU team in 2002-2003.

Dunlap is a 1998 graduate of Old Dominion University with a bachelor's degree in human services counseling. He was a four-year starter for the Monarchs on the hardwood, helping lead the team to two NCAA Tournament appearances and two Colonial Athletic Association titles. Dunlap was named to the CAA All-Rookie team in 1995 and the CAA All-Tournament team in 1997, in addition to earning Chevrolet Player of the Game honors following Old Dominion's 59-55 loss to New Mexico in the first round of the 1997 NCAA Tournament. He still ranks second all-time in the CAA and third all-time at Old Dominion with 680 career assists.



KEVIN ROBINSON **ASSISTANT COACH**

Kevin Robinson is in his first season as an assistant coach at the College of the Holy Cross in 2010-2011. He joins the Crusaders after serving as an assistant coach at Mount St. Mary's University for the last seven years.

During his final three seasons at Mount St. Mary's, Robinson helped the Mountaineers to an overall record of 54-44 and a 35-19 mark in the Northeast Conference. Mount St. Mary's also appeared in postseason play twice during that time frame, advancing to the NCAA Tournament in 2008 and the College Insider Tournament in 2009. In 2008, the Mountaineers won the Northeast Conference Tournament title and posted the first NCAA Division I Tournament victory in school history, with a 69-60 win over Coppin State in the opening round.

Prior to his time with the Mountaineers, Robinson served as the head coach at Forest Park High School in Woodbridge, Va., for three seasons. He was the first head coach in the history of the program at Forest Park, which opened as a new school in 2000. Robinson previously spent two years as an assistant coach at Woodbridge (Va.) High School. He was also selected as the head coach for the 2003 NOVA Hoops Classic, and served as the head coach of the Prince William Pacers AAU team in 2002-2003.

Robinson was previously a graduate assistant for the Mountaineers during the 2002-2003 season, in addition to coordinating Mount St. Mary's student-athlete support services for all sports in 2006-2007. Prior to that, he served as an assistant coach at St. Mary's College (Md.) for three years from 1999-2002.

Robinson earned his bachelor's degree in political science from St. Mary's in 2000, and went on to receive a master's degree in teaching from Mount St. Mary's in 2006. During his days as an undergraduate, he was a four-year letterwinner on the Seahawks' basketball team.




DAN ENGELSTAD **ASSISTANT COACH**

Dan Engelstad is in his first season as an assistant coach at the College of the Holy Cross in 2010-2011. He joins the Crusaders after serving as an assistant coach at Mount St. Mary's University for the last three years.

During his time at Mount St. Mary's, Engelstad helped the Mountaineers to an overall record of 54-44 and a 35-19 mark in the Northeast Conference. Mount St. Mary's also appeared in postseason play twice during that time frame, advancing to the NCAA Tournament in 2008 and the College Insider Tournament in 2009. In 2008, the Mountaineers won the Northeast Conference Tournament title and posted the first NCAA Division I Tournament victory in school history, with a 69-60 win over Coppin State in the opening round.

The coordinator of the Milan Brown Basketball Camp during his time at Mount St. Mary's, Engelstad is a 2007 graduate of St. Mary's College (Md.) with a bachelor's degree in political science. He served as a team captain for the Seahawks, and graduated as the school's all-time leader with 419 career assists.

Engelstad was also an intern in the Washington Wizards front office in 2006, and coached the Walt Whitman Varsity Summer League team in 2005 and 2006.



PLAYER PROFILES



ANDREW BEINERT

SENIOR • 6-4 • 185

GUARD

FLORAL PARK, N.Y.

CHAMINADE H.S.

- Looks to return to the starting lineup at point guard
- Could see some time at either shooting guard or small forward
- An outstanding leader with great poise
- One of the top outside shooters in the Patriot League

- An excellent passer, who is also explosive off the dribble
- Enters the 2010-2011 season ranked sixth all-time at Holy Cross in career three-point field goal percentage (.419), seventh in career three-point field goals made (129) and ninth in career three-point field goal attempts (308)

AS A JUNIOR IN 2009-2010:

- Started all 31 games on the season, while serving as a tri-captain
- Averaged 10.5 points, 3.5 assists, 2.2 rebounds and 1.1 steals per game
- Shot 43.3 percent (61 of 141) from three-point range and 77.1 percent (64 of 83) at the free throw line
- Had a 1.44-to-1 assist-to-turnover ratio on the year
- Led the team with 1,036 minutes played
- Scored in double-figures 17 times, including one 20-point game
- Placed 225th in the nation in assists, 228th in three-point field goals made and 245th in assist-to-turnover ratio
- Ranked fourth in the Patriot League in assists, three-point field goal percentage and assist-to-turnover ratio; sixth in minutes played; ninth in free throw percentage and three-point field goals made; 14th in steals; and 17th in scoring
- Led the team in assists 15 times, steals 12 times and scoring three times
- Placed eighth on the Holy Cross single season list for three-point field goals made, and 10th for both minutes played and three-point attempts
- Led the team with 21 points, three steals and two assists at Lehigh, while hitting five of six attempts from three-point range
- Had 19 points and three assists at Bucknell in the league quarterfinals
- Led the team with 17 points, six rebounds, six assists and three steals against Loyola (Ill.)
- Led the team with 16 points, two rebounds and two assists at Stony Brook, while hitting four of five three-point field goal attempts
- Posted 15 points, 10 assists and three steals against Colgate
- Had 15 points and three assists at American
- Totaled 15 points, four rebounds, two assists and two steals in the win at Brown, including seven points in overtime
- Recorded 14 points and three assists at Rhode Island
- Finished with 13 points, four rebounds and three assists at Army
- Recorded 13 points and three assists against George Washington
- Totaled 12 points, six boards and three assists vs. Central Connecticut
- Had 12 points and three steals against Massachusetts
- Finished with 11 points, three assists and two rebounds at N.C. State

AS A SOPHOMORE IN 2008-2009:

- Played in all 32 games on the season, starting 30 times
- Averaged 8.5 points, 2.1 assists, 2.0 rebounds and 1.1 steals per game
- Shot 45.4 percent (49 of 108) from three-point range and 44.4 percent (99 of 223) from the field
- Led the Patriot League in three-point field goal percentage, while ranking 11th in steals, 11th in field goal percentage, 11th in three-point field goals made, 15th in assists and 25th in scoring
- Placed 10th on the school single-season list for three-point percentage
- Led the team with 18 points and three assists at American
- Totaled 18 points and three assists in the home game with Bucknell
- Recorded 18 points and three assists in the win at Boston University, while hitting seven of nine shots and four of five three-pointers
- Had 16 points in the home victory over Lafayette
- Totaled 15 points, six rebounds and three steals in the Patriot League quarterfinal victory over Bucknell
- Led the team with 15 points at Yale, and hit five of seven three-pointers
- Put up 14 points in the win at Army, hitting five of seven shots from the floor and four of five attempts from three-point range
- Scored 14 points on six of nine shooting at Central Florida
- Recorded 12 points and four rebounds in the win at Colgate
- Finished with 10 points and three rebounds in the win at Lafayette
- Handed out 10 assists in the victory over San Francisco, in addition to recording seven points and three rebounds

AS A FRESHMAN IN 2007-2008:

- Selected to the Patriot League All-Rookie team
- Played in all 29 games, starting 12 times
- Averaged 3.9 points, 1.8 rebounds and 1.4 assists per game
- Made 70.0 percent of his free throws (21 of 30)
- Two-time Patriot League Rookie of the Week (Dec. 10 and Jan. 14)
- Posted 15 points and four rebounds in 40 minutes of action at Lafayette
- Had 12 points, three assists and two rebounds at home against Army
- Totaled 10 points, four assists and three rebounds at St. Joseph's
- Recorded four points, four assists and three rebounds in the victory at American, and hit the game-winning shot with 18.5 seconds remaining
- Finished with nine points and three rebounds at San Francisco
- Totaled eight points and six rebounds at Colgate
- Had seven points, three boards and three assists in win over Lafayette
- Posted seven points and three assists in the home victory over Lehigh

HIGH SCHOOL:

- Played at Chaminade High School in Mineola, N.Y., for head Jim Quinn
- Named third team All-State by the New York State Sportswriters Association as a senior, after being a fifth team selection as a junior
- Chosen All-League and second team All-Long Island as a junior
- During his junior season, averaged 15.6 points, 4.8 assists and 3.9 rebounds per game, while leading the Flyers to an overall record of 16-7 and the Catholic High School Athletic Association championship game
- Also played AAU ball for the Long Island Lightning

PERSONAL:

- Son of Mary Jo and Jack Beinert
- Has two brothers (Tim and John)
- Brother, Tim, is a sophomore on the basketball team at Assumption
- A Sociology major

BEINERT'S HOLY CROSS CAREER STATISTICS

Season	GP-GS	Min	Avg	—TOTAL—		—3-PTS—		—REBOUNDS—											
				FG-A	Pct	3FG-A	Pct	FT-A	Pct	Off-Def	Tot	Avg	PF-FO	A	TO	Blk	Stl	Pts	Avg
2007-2008	29-12	534	18.4	37-108	.343	19-59	.322	21-30	.700	16-35	51	1.8	44-0	41	51	1	10	114	3.9
2008-2009	32-30	887	27.7	99-223	.444	49-108	.454	24-40	.600	19-44	63	2.0	75-1	68	89	2	35	271	8.5
2009-2010	31-31	1036	33.4	100-248	.403	61-141	.433	64-83	.771	11-56	67	2.2	69-0	108	75	1	34	325	10.5
Career	92-73	2457	26.7	236-579	.408	129-308	.419	109-153	.712	46-135	181	2.0	188-1	217	215	4	79	710	7.7

PLAYER PROFILES

BEINERT GAME-BY-GAME IN 2007-2008

Opponent	Min	FG-A	3FG-A	FT-A	O-D-Reb	PF	A	TO	Blk	Stl	Pts
HOFSTRA	7	0-0	0-0	0-0	0-1-1	1	2	0	0	1	0
at Fairfield	6	0-1	0-1	2-2	0-0-0	0	0	1	0	0	2
at Hampton	11	2-3	2-2	0-0	1-0-1	1	1	0	0	3	6
HARVARD	8	0-2	0-1	0-0	0-2-2	3	0	1	0	0	0
OHIO	7	0-1	0-1	0-0	0-3-3	1	0	1	0	0	0
YALE	13	0-2	0-1	2-4	0-1-1	0	0	2	0	0	2
DAYTON	10	2-2	1-1	0-0	1-0-1	0	1	0	0	0	5
at St. Joseph's	30	3-6	1-1	3-4	1-2-3	1	4	2	0	1	10
at Siena	13	0-1	0-1	0-0	0-3-3	2	1	3	0	0	0
at Sacred Heart	14	0-3	0-2	0-0	0-0-0	1	0	1	0	0	0
BOSTON U.	7	0-1	0-0	0-0	0-0-0	0	1	1	0	0	0
at San Fran.	19	3-4	2-2	1-2	1-2-3	2	2	2	0	0	9
* at Maryland	40	1-7	1-4	1-2	1-3-4	1	2	2	0	2	4
* at Lafayette	40	5-10	2-5	3-3	1-3-4	3	2	6	0	0	15
* ARMY	39	4-8	3-7	1-3	1-1-2	4	3	8	0	0	12
* BUCKNELL	18	2-3	1-2	0-0	0-1-1	3	0	3	0	0	5
NAVY	20	1-4	0-2	4-5	3-0-3	3	3	2	0	0	6
* at American	39	2-9	0-5	0-0	1-2-3	0	4	1	0	1	4
* at Colgate	40	3-10	2-7	0-0	2-4-6	0	0	2	0	0	8
* LEHIGH	28	2-5	2-2	1-2	0-1-1	0	3	4	0	1	7
* AMERICAN	18	1-7	1-4	0-0	2-0-2	1	2	0	0	1	3
* LAFAYETTE	24	2-5	1-3	2-2	0-3-3	4	3	0	1	0	7
* at Army	27	2-6	0-3	1-1	1-1-2	2	3	2	0	0	5
* at Bucknell	13	0-1	0-0	0-0	0-1-1	2	0	0	0	0	0
* at Navy	11	2-3	0-1	0-0	0-0-0	3	2	1	0	0	4
N'EASTERN	15	0-2	0-1	0-0	0-1-1	1	2	3	0	0	0
COLGATE	4	0-0	0-0	0-0	0-0-0	4	0	3	0	0	0
at Lehigh	10	0-2	0-0	0-0	0-0-0	1	0	0	0	0	0
at American #	3	0-0	0-0	0-0	0-0-0	0	0	0	0	0	0

BEINERT GAME-BY-GAME IN 2008-2009

Opponent	Min	FG-A	3FG-A	FT-A	O-D-Reb	PF	A	TO	Blk	Stl	Pts
* SAC. HEART	26	2-7	1-4	0-4	0-1-1	1	3	4	0	2	5
* ST. JOSEPH'S	23	2-5	0-1	0-0	0-1-1	1	1	3	0	1	4
BROWN	18	3-6	3-5	0-0	0-2-2	1	3	3	0	0	9
* at Northeastern	35	3-8	1-5	0-2	1-0-1	0	2	3	0	2	7
* at Harvard	31	2-8	0-2	2-2	0-0-0	3	3	4	0	1	6
* at Loyola (Ill.)	36	3-7	2-2	0-0	0-0-0	1	1	1	0	4	8
* FAIRFIELD	22	2-3	0-0	0-2	1-2-3	4	1	4	0	0	4
* at Yale	25	5-7	5-7	0-0	1-1-2	3	1	3	0	0	15
* W. MICH.	32	2-8	0-1	2-2	0-2-2	2	5	2	0	5	6
* at UMass	28	1-7	1-3	0-1	1-2-3	3	1	3	0	1	3
* at Ohio	35	2-8	0-3	3-3	1-1-2	1	5	5	0	3	7
* SAN FRAN.	29	3-5	1-2	0-1	2-1-3	5	10	4	0	1	7
* SIENA	19	0-1	0-0	0-0	0-1-1	2	1	4	0	0	0
* at Boston U.	28	7-9	4-5	0-0	0-1-1	1	3	7	0	2	18
* at Central Fla.	30	6-9	2-3	0-1	0-3-3	2	0	3	0	1	14
* LAFAYETTE	21	3-6	2-5	8-8	0-1-1	4	1	2	0	0	16
* at Army	29	5-7	4-5	0-1	0-2-2	2	1	6	0	1	14
* at Bucknell	21	0-4	0-3	0-0	1-2-3	3	1	0	0	2	0
* at Navy	25	1-6	0-5	3-5	0-2-2	4	2	2	0	0	5
* AMERICAN	26	1-5	1-2	0-1	1-0-1	1	1	1	0	0	3
* COLGATE	25	3-6	2-3	0-0	2-0-2	1	2	1	0	1	8
* at Lehigh	18	2-6	2-5	0-0	0-2-2	2	1	1	0	0	6
* at Lafayette	27	4-6	2-2	0-0	1-2-3	3	1	1	0	1	10
* ARMY	19	1-4	0-1	0-0	0-0-0	4	1	4	0	0	2
* BUCKNELL	32	6-13	4-7	2-2	1-1-2	3	3	0	0	2	18
* NAVY	35	2-6	1-4	2-2	0-0-0	3	0	3	0	1	7
* at American	38	7-11	4-6	0-1	0-1-1	3	3	1	0	1	18
* at Colgate	32	5-10	2-3	0-0	3-1-4	4	0	2	0	1	12
LEHIGH	26	4-9	1-3	0-0	0-2-2	0	2	2	1	0	9
* BUCKNELL #	32	6-9	3-6	0-0	1-5-6	2	3	2	0	0	15
* COLGATE #	34	4-10	0-2	0-0	2-3-5	2	6	4	1	2	8
* at American #	30	2-7	1-3	2-2	0-2-2	4	0	4	0	0	7

BEINERT GAME-BY-GAME IN 2009-2010


Opponent	Min	FG-A	3FG-A	FT-A	O-D-Reb	PF	A	TO	Blk	Stl	Pts
* HARVARD	36	3-12	1-6	0-0	0-4-4	2	4	1	0	2	7
* at St. Joseph's	24	3-7	1-2	0-0	0-0-0	4	4	1	0	1	7
* LOYOLA (Ill.)	38	5-8	4-6	3-6	1-5-6	1	6	0	0	3	17
* at Rhode Island	34	6-10	2-5	0-0	1-0-1	2	3	3	0	1	14
* at UNLV	30	2-6	1-5	3-3	0-1-1	1	1	6	0	0	8
* at W. Michigan	28	0-6	0-3	0-0	0-3-3	2	3	3	0	0	0
* MARIST	38	2-4	1-3	3-4	0-4-4	2	5	4	0	0	8
* at Brown	41	3-9	3-7	6-6	1-3-4	3	2	0	0	2	15
* UMASS	28	3-9	2-5	4-4	0-0-0	0	0	2	0	3	12
* at Fairfield	27	0-4	0-3	2-2	1-2-3	3	0	3	0	0	2
* SAC. HEART	28	0-5	0-3	2-2	0-0-0	4	5	3	0	1	2
* GEO. WASH.	36	4-9	2-7	3-3	0-2-2	0	3	2	0	1	13
* at Stony Brook	37	5-10	4-5	2-2	0-2-2	3	2	3	0	0	16
* Central Conn.	37	4-8	2-5	2-2	2-4-6	3	3	2	0	0	12
* at N.C. State	33	3-6	3-5	2-2	0-2-2	1	3	6	0	0	11
* at Lafayette	35	4-10	1-5	0-0	1-1-2	2	3	2	0	0	9
* ARMY	31	2-4	2-3	4-4	0-1-1	2	3	4	0	0	10
* BUCKNELL	28	2-5	2-3	4-6	0-0-0	3	2	2	0	1	10
* NAVY	26	2-4	2-3	3-5	0-4-4	4	5	4	0	1	9
* at American	31	5-10	2-4	3-4	1-0-1	3	3	1	0	1	15
* at Colgate	39	2-6	2-6	2-2	1-1-2	2	6	2	0	2	8
* LEHIGH	31	3-7	3-4	0-0	0-0-0	3	1	2	0	2	9
* LAFAYETTE	33	4-10	2-6	0-0	0-2-2	1	5	3	0	2	10
* at Army	34	4-7	3-4	2-2	0-4-4	1	3	3	0	1	13
* at Bucknell	34	1-7	1-3	4-6	0-1-1	2	2	1	1	0	7
* at Navy	37	3-11	1-5	1-3	1-4-5	2	9	3	0	2	8
* AMERICAN	32	4-7	0-0	0-1	1-1-2	2	4	2	0	1	8
* COLGATE	43	4-10	3-6	4-6	0-0-0	4	10	1	0	3	15
* at Lehigh	34	7-12	5-6	2-2	0-1-1	1	2	1	0	3	21
* at Bucknell #	38	6-12	4-6	3-4	0-1-1	3	3	2	0	0	19
* at Lafayette #	35	4-13	2-7	0-2	0-3-3	3	3	3	0	1	10

* Denotes games Beinert started
Patriot League Tournament games

BEINERT'S CAREER HIGHS

Points:	21 at Lehigh, 2/27/2010
Rebounds:	6 four times, last vs. CCSU, 1/2/2010
Field Goals:	7 three times, last at Lehigh, 2/27/2010
Field Goal Attempts:	13 two times, last at Lafayette, 3/7/2010
Three-Pointers:	5 two times, last at Lehigh, 2/27/2010
Three-Point Attempts:	7 seven times, last at Lafayette, 3/7/2010
Free Throws:	8 vs. Lafayette, 1/10/2009
Free Throw Attempts:	8 vs. Lafayette, 1/10/2009
Assists:	10 two times, last vs. Colgate, 3/24/2010
Blocks:	1 four times, last at Bucknell, 2/14/2010
Steals:	5 vs. Western Michigan, 12/6/2008
Minutes Played:	43 vs. Colgate, 2/24/2010

PLAYER PROFILES



JOSH JONES
SENIOR • 6-7 • 235

FORWARD

OCALA, FLA.

TRINITY CATHOLIC H.S.

- Looks to compete for playing time at either power forward or center
- A very good athlete with great leadership skills
- A solid rebounder with good strength and size
- Has a great work ethic

AS A JUNIOR IN 2009-2010:

- Played in nine games off the bench
- Averaged 0.2 points and 0.2 rebounds per contest
- Led the team in blocked shots once
- Selected to the Patriot League Academic Honor Roll
- Pulled down a rebound in the victory over Lafayette
- Had two points and a rebound against Lehigh
- Blocked a shot at North Carolina State
- Played two minutes against Massachusetts
- Saw three minutes of action at Nevada-Las Vegas
- Played two minutes at Rhode Island

AS A SOPHOMORE IN 2008-2009:

- Played in 17 games on the season
- Averaged 0.2 points and 0.9 rebounds per game
- Hit a pair of free throws for two points at Massachusetts
- Scored one point and pulled down three boards at Yale
- Pulled down four rebounds at Harvard
- Had three rebounds at Northeastern
- Pulled down two rebounds and blocked a shot at Ohio
- Had two rebounds in the win at Boston University
- Handed out an assist in the home victory over Lehigh
- Saw two minutes of action against Sacred Heart in the season opener

AS A FRESHMAN IN 2007-2008:

- Played in 10 games on the year
- Averaged 0.6 points and 0.2 rebounds per game
- Made three of five field goal attempts on the season (60.0 percent)
- Had two points in the home victory over Lafayette
- Scored two points against Navy
- Recorded two points and a rebound against Bucknell
- Pulled down a rebound at Maryland
- Played seven minutes against Yale

HIGH SCHOOL:

- Played at Trinity Catholic High School for head coach Gary Belger, serving as team captain for two seasons
- Led team to a 26-3 record as a senior
- Earned first team All-County honors following his senior year
- Averaged 12.0 points, 10.0 rebounds and 3.0 blocks per game during his junior season, and was named second team All-County
- Also earned second team All-County honors as a sophomore, after averaging 10.5 points, 9.5 rebounds and 3.0 blocks per contest
- Over the course of his four seasons at Trinity Catholic, led the Celtics to an overall record of 87-23
- Played his AAU ball for the Florida Elite and the Gainesville Motivators Elite, and was named to the Five-Star (Fla.) All-Star team and the Dodge Shootout All-Star team, in addition to earning All-Tournament honors at the Tournament of Champions
- A member of National Honor Society and Spanish Honor Society

PERSONAL:

- Son of Vincent and June Jones
- Father played football at the University of Florida from 1979-1982
- Has one sister (Victoria)
- A Sociology major, with a Chemistry minor

JONES' HOLY CROSS CAREER STATISTICS

Season	GP-GS	Min	Avg	—TOTAL—		—3-PTS—		—REBOUNDS—		PF-FO	A	TO	Blk	Stl	Pts	Avg			
				FG-A	Pct	3FG-A	Pct	FT-A	Pct								Off-Def	Tot	Avg
2007-2008	10-0	24	2.4	3-5	.600	0-0	.000	0-0	.000	1-1	2	0.2	2-0	0	0	0	0	6	0.6
2008-2009	17-0	48	2.8	0-11	.000	0-0	.000	3-6	.500	5-11	16	0.9	9-0	1	4	1	0	3	0.2
2009-2010	9-0	16	1.8	0-3	.000	0-0	.000	2-2	1.000	1-1	2	0.2	1-0	0	2	1	0	2	0.2
Career	36-0	88	2.4	3-19	.158	0-0	.000	5-8	.625	7-13	20	0.6	12-0	1	6	2	0	11	0.3

PLAYER PROFILES

JONES GAME-BY-GAME IN 2007-2008

Opponent	Min	FG-A	3FG-A	FT-A	O-D-Reb	PF	A	TO	Blk	Stl	Pts
HOFSTRA				Did Not Play							
at Fairfield				Did Not Play							
at Hampton				Did Not Play							
HARVARD				Did Not Play							
OHIO				Did Not Play							
YALE	7	0-1	0-0	0-0	0-0-0	0	0	0	0	0	0
DAYTON	1	0-0	0-0	0-0	0-0-0	1	0	0	0	0	0
at St. Joseph's				Did Not Play							
at Siena				Did Not Play							
at Sacred Heart				Did Not Play							
BOSTON U.				Did Not Play							
at San Fran.				Did Not Play							
at Maryland	5	0-0	0-0	0-0	0-1-1	0	0	0	0	0	0
at Lafayette				Did Not Play							
ARMY	2	0-0	0-0	0-0	0-0-0	0	0	0	0	0	0
BUCKNELL	1	1-2	0-0	0-0	1-0-1	1	0	0	0	0	2
NAVY	3	1-1	0-0	0-0	0-0-0	0	0	0	0	0	2
at American	3	0-0	0-0	0-0	0-0-0	0	0	0	0	0	0
at Colgate				Did Not Play							
LEHIGH	1	0-0	0-0	0-0	0-0-0	0	0	0	0	0	0
AMERICAN				Did Not Play							
LAFAYETTE	1	1-1	0-0	0-0	0-0-0	0	0	0	0	0	2
at Army	0+	0-0	0-0	0-0	0-0-0	0	0	0	0	0	0
at Bucknell				Did Not Play							
at Navy				Did Not Play							
N' EASTERN				Did Not Play							
COLGATE				Did Not Play							
at Lehigh				Did Not Play							
at American #				Did Not Play							

JONES GAME-BY-GAME IN 2008-2009

Opponent	Min	FG-A	3FG-A	FT-A	O-D-Reb	PF	A	TO	Blk	Stl	Pts
SAC. HEART	2	0-2	0-0	0-0	0-0-0	0	0	0	0	0	0
ST. JOSEPH'S				Did Not Play							
BROWN				Did Not Play							
at Northeastern	5	0-1	0-0	0-0	2-1-3	2	0	2	0	0	0
at Harvard	5	0-2	0-0	0-0	1-3-4	1	0	0	0	0	0
at Loyola (Ill.)	0+	0-0	0-0	0-0	0-0-0	0	0	1	0	0	0
FAIRFIELD				Did Not Play							
at Yale	5	0-0	0-0	1-2	1-2-3	0	0	0	0	0	1
W. MICH.	1	0-0	0-0	0-0	0-0-0	0	0	0	0	0	0
at UMass	2	0-0	0-0	2-2	0-0-0	0	0	0	0	0	2
at Ohio	5	0-1	0-0	0-0	0-2-2	1	0	0	1	0	0
SAN FRAN.	4	0-1	0-0	0-0	1-0-1	3	0	0	0	0	0
SIENA	1	0-0	0-0	0-0	0-1-1	0	0	0	0	0	0
at Boston U.	1	0-1	0-0	0-2	0-2-2	0	0	0	0	0	0
at Central Fla.	11	0-1	0-0	0-0	0-0-0	1	0	0	0	0	0
LAFAYETTE	0+	0-0	0-0	0-0	0-0-0	0	0	0	0	0	0
at Army				Did Not Play							
at Bucknell				Did Not Play							
at Navy				Did Not Play							
AMERICAN	0+	0-0	0-0	0-0	0-0-0	0	0	0	0	0	0
COLGATE	2	0-1	0-0	0-0	0-0-0	0	0	1	0	0	0
at Lehigh				Did Not Play							
at Lafayette				Did Not Play							
ARMY				Did Not Play							
BUCKNELL				Did Not Play							
NAVY				Did Not Play							
at American				Did Not Play							
at Colgate				Did Not Play							
LEHIGH	2	0-1	0-0	0-0	0-0-0	1	1	0	0	0	0
BUCKNELL #				Did Not Play							
COLGATE #	2	0-0	0-0	0-0	0-0-0	0	0	0	0	0	0
at American #				Did Not Play							

JONES GAME-BY-GAME IN 2009-2010

Opponent	Min	FG-A	3FG-A	FT-A	O-D-Reb	PF	A	TO	Blk	Stl	Pts
HARVARD				Did Not Play							
at St. Joseph's				Did Not Play							
LOYOLA (Ill.)				Did Not Play							
at Rhode Island	2	0-1	0-0	0-0	0-0-0	0	0	0	0	0	0
at UNLV	3	0-0	0-0	0-0	0-0-0	0	0	1	0	0	0
at W. Michigan				Did Not Play							
MARIST				Did Not Play							
at Brown				Did Not Play							
UMASS	2	0-1	0-0	0-0	0-0-0	0	0	0	0	0	0
at Fairfield	1	0-0	0-0	0-0	0-0-0	0	0	0	0	0	0
SAC. HEART				Did Not Play							
GEO. WASH.				Did Not Play							
at Stony Brook				Did Not Play							
Central Conn.	1	0-1	0-0	0-0	0-0-0	0	0	0	0	0	0
at N.C. State	1	0-0	0-0	0-0	0-0-0	0	0	0	1	0	0
at Lafayette				Did Not Play							
ARMY				Did Not Play							
BUCKNELL				Did Not Play							
NAVY				Did Not Play							
at American				Did Not Play							
at Colgate				Did Not Play							
LEHIGH	3	0-0	0-0	2-2	1-0-1	1	0	1	0	0	2
LAFAYETTE	2	0-0	0-0	0-0	0-1-1	0	0	0	0	0	0
at Army				Did Not Play							
at Bucknell				Did Not Play							
at Navy				Did Not Play							
AMERICAN				Did Not Play							
COLGATE				Did Not Play							
at Lehigh	1	0-0	0-0	0-0	0-0-0	0	0	0	0	0	0
at Bucknell #				Did Not Play							
at Lafayette #				Did Not Play							

Patriot League Tournament games

JONES' CAREER HIGHS

Points:	2 five times, last vs. Lehigh, 1/31/2010
Rebounds:	4 at Harvard, 11/25/2008
Field Goals:	1 three times, last vs. Lafayette, 2/9/2008
Field Goal Attempts:	2 three times, last at Harvard, 11/25/2008
Three-Pointers:	None
Three-Point Attempts:	None
Free Throws:	2 two times, last vs. Lehigh, 1/31/2010
Free Throw Attempts:	2 four times, last vs. Lehigh, 1/31/2010
Assists:	1 vs. Lehigh, 2/28/2009
Blocks:	1 two times, last at N.C. State, 1/6/2010
Steals:	None
Minutes Played:	11 at Central Florida, 1/6/2009

PLAYER PROFILES



ANDREW KEISTER
SENIOR • 6-9 • 235
CENTER
GALLOWAY, N.J.
ABSEGAMI H.S.

- Returning starter in the low post
- Looks to once again be one of the top post players in the Patriot League
- A solid big man who has the ability to play with his back to the basket, and also face up and shoot the ball
- Strong finisher around the rim

- An excellent rebounder on both ends of the court
- Very athletic player with great mental toughness

AS A JUNIOR IN 2009-2010:

- Earned second team All-Patriot League honors
- Named honorable mention Jesuit All-Academic
- Selected to the Patriot League Academic Honor Roll for the fourth straight season
- Started all 31 games on the season
- 10.2 points, 8.9 rebounds, 1.6 assists and 0.6 blocked shots per contest
- Shot 51.6 percent (130 of 252) from the field and 73.7 percent (56 of 76) at the foul line
- Pulled down 98 offensive and 179 defensive rebounds
- Scored in double-figures 16 times, including three 20-point games
- Reached double-figures in rebounds 14 times, with 12 double-doubles
- Ranked 48th in the nation in rebounding
- Led the Patriot League in total rebounding, offensive rebounds and double-doubles; while ranking second in defensive rebounds; third in field goal percentage; 10th in blocked shots; and 19th in scoring
- Led the team in rebounding 18 times, in blocks nine times, in steals five times, in scoring three times and in assists twice
- Named the Patriot League / Anaconda Player of the Week on Feb. 22
- His 18 rebounds in the home games against both American and Army tied for the third-most ever in a single game at the Hart Center
- Recorded 22 points, 14 rebounds and four assists at Navy
- Led the team with 22 points and eight rebounds against Harvard
- Totaled 21 points and 11 rebounds at Rhode Island
- Had 17 points, 18 rebounds, two assists and two blocks against Army
- Finished with 17 points and 10 rebounds against Colgate
- Recorded 15 points and 18 rebounds in the victory over American
- Had 14 points and 10 rebounds in the victory over Lafayette, and received the Martin J. O'Malley Award as the Most Valuable Player of Holy Cross' Winter Homecoming game
- Totaled 14 points, eight rebounds and two assists at Lehigh

AS A SOPHOMORE IN 2008-2009:

- Named first team All-Patriot League
- Selected as the Patriot League Player of the Week on Feb. 9
- Named the AT&T Crusader of the Week on Jan. 12
- Appeared on the Patriot League Academic Honor Roll

- Played in 30 games on the season, starting 17 times
- Averaged 8.5 points, 6.3 rebounds and 0.7 blocked shots per game
- Shot 58.8 percent (104 of 177) from the field
- Pulled down 77 offensive rebounds and 111 defensive rebounds
- Averaged 12.5 points and 8.8 boards in Patriot League regular season play
- Led the Patriot League in field goal percentage, while ranking second in offensive rebounds, fourth in total rebounding, eighth in blocked shots, eighth in defensive rebounds and 24th in scoring
- Placed fifth on the Holy Cross single-season list for field goal percent
- Totaled 27 points, 14 rebounds and two blocked shots at Navy
- Recorded 21 points and 12 rebounds in the home victory over Army
- Posted a double-double in the victory at Bucknell with 18 points and 10 rebounds, while hitting eight of nine shots from the floor
- Totaled 18 points and five rebounds at Central Florida
- Had 17 points and nine rebounds in the home win over Lafayette
- Posted a double-double in the win at Lafayette with 16 points and 11 rebounds, while hitting all seven of his shots from the floor
- Recorded his first career double-double in the win at Boston University, with 15 points, 11 rebounds and three steals

AS A REDSHIRT FRESHMAN IN 2007-2008:

- Played in 19 games on the season, with two starts
- Averaged 1.7 points and 2.2 rebounds per game
- Selected to the Patriot League Academic Honor Roll
- Totaled five points and three rebounds at American in the PL quarters
- Had seven points and five rebounds in the victory over American
- Posted five points and four rebounds in the home victory over Lehigh

AS A FRESHMAN IN 2006-2007:

- Saw action in four contests early in the year
- Missed the final 25 games of the season due to injury, and received a medical redshirt
- Named to the Patriot League Academic Honor Roll
- Averaged 1.0 points and 1.5 rebounds per game
- Totaled four points, three rebounds and a steal at Duke

HIGH SCHOOL:

- Played for coach Van Cathcart at Absegami H.S. in Galloway, N.J.
- Served as team captain during his junior and senior seasons
- Averaged 16.0 points, 10.4 rebounds, 2.4 steals and 2.2 blocks per game as a senior, while hitting 56.3 percent (157 of 279) from the field
- Led the Cape Atlantic League in field goal percentage as a senior, in addition to placing fourth in rebounding and seventh in scoring
- Named to the All-Cape Atlantic League American Conference first team as a senior, after being a second team selection as a junior
- Averaged 12.5 points, 9.0 rebounds and 1.0 steals per game as a junior
- Totaled 13 points, 10 rebounds, two assists and a steal in the All-Star Game of the 2005 Eastern Invitational
- Member of National Honor Society
- Played his AAU ball for South Jersey Select

PERSONAL:

- Son of Joseph and Elizabeth Keister
- Has one sister (Dana)
- A History major

KEISTER'S HOLY CROSS CAREER STATISTICS

Season	GP-GS	Min	Avg	—TOTAL—		—3-PTS—		—REBOUNDS—								PF-FO	A	TO	Blk	Stl	Pts	Avg
				FG-A	Pct	3FG-A	Pct	FT-A	Pct	Off-Def	Tot	Avg										
2006-2007	4-0	19	4.8	2-8	.250	0-2	.000	0-4	.000	3-3	6	1.5	4-0	0	4	0	1	4	1.0			
2007-2008	19-2	146	7.7	13-40	.325	2-11	.182	5-11	.455	21-21	42	2.2	19-0	2	11	4	4	33	1.7			
2008-2009	30-17	717	23.9	104-177	.588	0-6	.000	48-86	.558	77-111	188	6.3	84-4	19	37	22	21	256	8.5			
2009-2010	31-31	878	28.3	130-252	.516	0-1	.000	56-76	.737	98-179	277	8.9	92-1	51	72	18	14	316	10.2			
Career	84-50	1760	21.0	249-477	.522	2-20	.100	109-177	.616	199-314	513	6.1	199-5	72	124	44	40	609	7.3			

PLAYER PROFILES

KEISTER GAME-BY-GAME IN 2006-2007

Opponent	Min	FG-A	3FG-A	FT-A	O-D-Reb	PF	A	TO	Blk	Stl	Pts
FAIRFIELD	3	0-2	0-1	0-2	1-0-1	0	0	0	0	0	0
HAMPTON	2	0-0	0-0	0-0	0-0-0	1	0	3	0	0	0
SIENA		Did Not Play									
at Harvard	2	0-0	0-0	0-0	0-2-2	0	0	1	0	0	0
WM. & MARY		Did Not Play									
at Syracuse		Did Not Play									
at Yale		Did Not Play									
at Dayton		Did Not Play									
at Duke	12	2-6	0-1	0-2	2-1-3	3	0	0	0	1	4

Note: Keister was sidelined for the remainder of the season due to injury.

KEISTER GAME-BY-GAME IN 2007-2008

Opponent	Min	FG-A	3FG-A	FT-A	O-D-Reb	PF	A	TO	Blk	Stl	Pts
HOFSTRA		Did Not Play									
at Fairfield		Did Not Play									
at Hampton		Did Not Play									
HARVARD		Did Not Play									
OHIO	2	0-0	0-0	0-0	0-1-1	0	0	0	0	0	0
YALE	2	0-0	0-0	1-2	0-0-0	3	0	0	0	0	1
DAYTON	2	0-0	0-0	0-0	0-0-0	0	0	0	0	0	0
at St. Joseph's		Did Not Play									
at Siena	3	0-1	0-0	0-0	0-0-0	0	0	0	0	0	0
at Sacred Heart		Did Not Play									
BOSTON U.		Did Not Play									
at San Fran.	17	2-5	0-0	0-0	1-2-3	1	0	1	1	0	4
at Maryland	13	1-5	0-1	1-2	6-2-8	3	0	2	1	0	3
at Lafayette	5	0-2	0-0	0-0	1-2-3	1	0	1	0	0	0
ARMY	4	0-0	0-0	0-0	0-1-1	0	0	0	0	0	0
BUCKNELL	6	0-3	0-0	0-0	2-3-5	1	0	1	0	0	0
NAVY		Did Not Play									
at American	22	3-6	0-2	1-1	3-2-5	2	1	1	1	0	7
at Colgate	10	1-3	0-1	0-2	1-1-2	3	0	2	0	0	2
* LEHIGH	14	2-4	0-2	1-2	2-2-4	2	1	2	0	1	5
* AMERICAN	16	1-5	1-3	0-0	2-2-4	2	0	0	0	2	3
LAFAYETTE	7	0-1	0-0	1-2	1-2-3	0	0	1	0	0	1
at Army	3	1-1	0-0	0-0	0-0-0	0	0	0	0	0	2
at Bucknell		Did Not Play									
at Navy	1	0-1	0-0	0-0	0-0-0	0	0	0	0	0	0
N'EASTERN	3	0-0	0-0	0-0	0-0-0	0	0	0	0	0	0
COLGATE		Did Not Play									
at Lehigh	1	0-1	0-1	0-0	0-0-0	0	0	0	0	0	0
at American #	15	2-2	1-1	0-0	2-1-3	1	0	0	1	1	5

* Denotes games Keister started

Patriot League Tournament games

KEISTER GAME-BY-GAME IN 2008-2009

Opponent	Min	FG-A	3FG-A	FT-A	O-D-Reb	PF	A	TO	Blk	Stl	Pts
SAC. HEART	10	1-2	0-0	0-0	0-2-2	2	0	0	0	0	2
ST. JOSEPH'S	6	0-0	0-0	0-0	0-1-1	1	0	1	0	0	0
BROWN	6	0-0	0-0	0-0	0-3-3	0	0	1	0	0	0
at Northeastern	23	1-2	0-1	1-1	4-4-8	2	1	2	0	0	3
at Harvard	11	0-3	0-0	0-0	0-1-1	4	0	1	1	1	0
at Loyola (Ill.)	11	0-3	0-0	0-2	0-1-1	2	1	0	0	0	0
FAIRFIELD	14	1-4	0-0	4-6	0-1-1	3	0	1	0	0	6
at Yale	19	0-3	0-1	2-2	2-1-3	5	2	0	0	0	2
W. MICH.	17	4-7	0-0	1-2	5-3-8	3	1	1	1	0	9
at UMass	26	4-6	0-0	2-4	4-2-6	3	0	2	0	1	10
at Ohio	18	4-5	0-1	0-2	2-3-5	4	0	2	2	0	8
* SAN FRAN.	28	3-4	0-0	2-3	4-5-9	5	0	1	0	0	8
* SIENA	25	1-7	0-2	5-8	0-3-3	3	0	0	1	0	7
* at Boston U.	33	4-8	0-0	7-10	4-7-11	4	1	1	0	3	15
* at Central Fla.	38	7-10	0-1	4-6	2-3-5	2	0	0	0	0	18
* LAFAYETTE	33	8-9	0-0	1-1	5-4-9	5	0	4	1	2	17
* at Army	35	1-4	0-0	0-2	3-5-8	2	0	1	1	3	2
* at Bucknell	35	8-9	0-0	2-5	4-6-10	2	0	1	1	1	18
* at Navy	34	12-15	0-0	3-5	8-6-14	3	0	3	2	0	27
* AMERICAN	30	2-4	0-0	1-2	1-3-4	5	1	1	3	2	5
* COLGATE	24	3-6	0-0	1-2	3-4-7	3	1	1	0	1	7
* at Lehigh	31	5-9	0-0	0-1	3-4-7	0	5	4	2	1	10
* at Lafayette	31	7-7	0-0	2-2	2-9-11	3	0	3	0	2	16
* ARMY	37	10-15	0-0	1-4	7-5-12	3	1	0	2	1	21
* BUCKNELL	37	5-8	0-0	3-6	5-6-11	4	0	2	2	0	13
* NAVY	31	3-6	0-0	4-7	2-4-6	2	5	1	0	1	10
* at American	35	6-10	0-0	1-1	3-9-12	2	0	3	0	0	13
* at Colgate	17	2-5	0-0	0-0	2-1-3	4	0	0	1	1	4
LEHIGH		Did Not Play									
BUCKNELL #	14	2-4	0-0	1-2	2-3-5	1	0	0	2	1	5
COLGATE #		Did Not Play									
at American #	8	0-2	0-0	0-0	0-2-2	2	0	0	0	0	0

KEISTER GAME-BY-GAME IN 2009-2010

Opponent	Min	FG-A	3FG-A	FT-A	O-D-Reb	PF	A	TO	Blk	Stl	Pts
* HARVARD	30	8-13	0-0	6-7	5-3-8	4	1	1	1	0	22
* at St. Joseph's	32	5-10	0-0	0-0	5-6-11	2	1	3	1	0	10
* LOYOLA (Ill.)	20	2-4	0-0	1-2	2-4-6	4	3	1	3	0	5
* at Rhode Island	31	9-14	0-0	3-3	3-8-11	2	1	1	0	0	21
* at UNLV	26	1-7	0-0	0-1	4-4-8	2	2	2	0	0	2
* at W. Michigan	26	4-8	0-0	2-2	1-3-4	4	1	4	0	2	10
* MARIST	30	5-8	0-0	3-3	0-10-10	3	2	3	0	0	13
* at Brown	30	5-11	0-0	0-0	2-9-11	4	0	3	1	0	10
* UMASS	26	4-8	0-0	4-6	4-0-4	2	1	0	0	0	12
* at Fairfield	18	2-6	0-0	0-0	2-2-4	3	0	3	0	0	4
* SAC. HEART	21	3-9	0-0	2-2	3-6-9	1	2	6	0	0	8
* GEO. WASH.	24	1-2	0-0	0-2	2-3-5	3	2	0	0	1	2
* at Stony Brook	34	6-8	0-0	1-2	4-14-18	3	0	4	1	0	13
* Central Conn.	24	2-7	0-0	0-0	2-1-3	3	0	1	3	0	4
* at N.C. State	30	2-8	0-0	0-0	5-3-8	1	6	1	0	1	4
* at Lafayette	22	2-4	0-0	2-2	2-11-13	3	2	3	0	1	6
* ARMY	34	7-8	0-0	3-5	6-12-18	1	2	0	2	1	17
* BUCKNELL	32	2-7	0-0	4-4	0-8-8	1	2	2	0	1	8
* NAVY	23	5-7	0-0	3-4	5-6-11	3	1	3	0	0	13
* at American	29	2-6	0-0	3-4	1-6-7	4	2	2	2	1	7
* at Colgate	38	3-7	0-0	2-2	3-8-11	4	1	4	0	0	8
* LEHIGH	34	6-12	0-0	0-2	6-8-14	4	3	5	0	0	12
* LAFAYETTE	28	7-9	0-0	0-0	5-5-10	3	1	2	0	1	14
* at Army	23	4-7	0-0	0-0	0-4-4	4	1	1	1	1	8
* at Bucknell	27	1-5	0-0	0-0	3-4-7	4	1	1	0	1	2
* at Navy	34	7-12	0-0	8-9	7-7-14	2	4	4	1	0	22
* AMERICAN	34	7-13	0-0	1-3	9-9-18	4	2	2	1	2	15
* COLGATE	38	7-9	0-1	3-6	3-7-10	2	2	3	0	1	17
* at Lehigh	29	6-10	0-0	2-2	2-6-8	4	2	3	0	0	14
* at Bucknell #	20	2-5	0-0	3-3	0-0-0	3	2	2	1	0	7
* at Lafayette #	31	3-8	0-0	0-0	2-2-4	5	1	2	0	0	6

KEISTER'S CAREER HIGHS

Points:	27 at Navy, 1/21/2009
Rebounds:	18 three times, last vs. American, 2/21/2010
Field Goals:	12 at Navy, 1/21/2009
Field Goal Attempts:	15 two times, last vs. Army, 2/11/2008
Three-Pointers:	1 two times, last at American, 3/5/2008
Three-Point Attempts:	3 vs. American, 2/6/2008
Free Throws:	8 at Navy, 2/17/2010
Free Throw Attempts:	10 at Boston University, 1/2/2009
Assists:	6 at North Carolina State, 1/6/2010
Blocks:	3 three times, last vs. Central Conn., 1/2/2010
Steals:	3 two times, last at Army, 1/14/2009
Minutes Played:	38 three times, last vs. Colgate, 2/24/2010

PLAYER PROFILES



DEVIN BROWN
JUNIOR • 6-1 • 190
GUARD

BALTIMORE, Md.
BALTIMORE CITY H.S.

- Will be a key player in the backcourt
- A natural shooting guard, who also has the ability to play point guard
- Excellent free throw shooter, who has strong moves off the dribble
- An athletic and explosive wing who plays the game with great tenacity and passion

- Has a real sense of purpose both on and off the floor
- Enters the 2010-2011 season ranked fourth all-time at Holy Cross in career free throw percentage (.819) and ninth in career three-point field goal percentage (.396)

AS A SOPHOMORE IN 2009-2010:

- Saw action in 30 games on the year, starting five times
- Average 12.5 points, 2.1 rebounds and 1.2 assists per contest
- Shot 44.3 percent (113 of 255) from the field, 44.8 percent (64 of 143) from three-point range and 77.3 percent (85 of 110) at the free throw line
- Scored in double-figures 16 times, including four 20-point games
- Placed 162nd in the nation in three-point field goals made and 213th in free throw percentage
- Ranked third in the Patriot League in three-point field goal percentage, seventh in three-point field goals made, eighth in free throw percentage, 11th in scoring and 14th in field goal percentage
- Led the team in scoring 10 times, in steals six times, in assists twice and in blocks once
- Placed fifth on the Holy Cross single-season list for three-point field goals made and ninth for three-point attempts
- Named the AT&T Crusader of the Week on Jan. 18
- Led the team with 29 points in the victory over Bucknell
- Scored 23 points at Navy, while hitting five of eight three-pointers
- Totaled 21 points, five rebounds and three assists at N.C. State
- Led the team with 19 points at Bucknell, making 10 of 10 free throws
- Had 19 points at Colgate, all in the second half
- Recorded 19 points, six rebounds and two assists at American
- Finished with 19 points and four rebounds against Central Connecticut
- Totaled 19 points and two steals against Sacred Heart
- Had 18 points and three rebounds at Lafayette
- Led the team with 17 points and three rebounds at St. Joseph's
- Recorded 16 points and four rebounds in the victory over American
- Totaled 16 points, two rebounds and two steals against Loyola (Ill.)
- Had 13 points and two steals against Army
- Scored 12 points and handed out four assists at Rhode Island
- Recorded 12 points and five rebounds against Harvard
- Led the team with 10 points and five rebounds against George Washington, while knocking down five of seven three-point field goal attempts
- Scored seven points in the overtime win at Brown, including a shot with 29.6 seconds left in regulation to tie the score and force the extra session

AS A FRESHMAN IN 2008-2009:

- Played in all 32 games on the season, starting once
- Averaged 5.8 points and 1.6 rebounds per game
- Hit a team-best 88.0 percent (73 of 83) of his free throw attempts
- Led the Patriot League in free throw percentage
- Placed seventh on the school single-season list for free throw percent
- Totaled 22 points, five assists and three rebounds in the victory over San Francisco, while hitting 11 of 12 free throw attempts
- Led the team with 22 points, three rebounds and two assists vs. Fairfield
- Recorded 14 points and three rebounds at Massachusetts
- Led the team with 13 points in the victory at Colgate
- Totaled 12 points, two boards and two steals in the win over St. Joseph's
- Had 10 points, three rebounds and two assists against Siena
- Scored nine points in the win over Western Michigan
- Posted eight points and two rebounds at Harvard
- Put up seven points in the home victory over Lafayette
- Recorded seven points, three assists and two steals against Brown
- Posted six points and two rebounds in the home game with Bucknell
- Scored five points in the home win over Army
- Recorded five points and three rebounds in the home win over Colgate
- Totaled five points, two rebounds and two assists in the home victory over American
- Posted six points and two assists in the win at Boston University
- Finished with six points and two rebounds at Yale

HIGH SCHOOL:

- Spent one post-graduate year at Notre Dame Preparatory School in Fitchburg, Mass., playing for head coach Ryan Hurd
- Notre Dame Prep team was ranked fourth in the country in 2007-2008
- Previously attended Baltimore City High School, where he played for head coach Mike Daniels and graduated in 2007
- Was the only senior starter on City's 20-5 team in 2006-2007, averaging 20.5 points, five rebounds and four assists per game
- Earned All-Metro and All-City honors following his senior season
- The first player from City named first team All-Metro in over 30 years

PERSONAL:

- Son of Kevin and Annette Brown
- Has one brother (Kevin)
- A Psychology major

BROWN'S HOLY CROSS CAREER STATISTICS

Season	GP-GS	Min	Avg	—TOTAL—		—3-PTS—		—REBOUNDS—		PF-FO	A	TO	Blk	Stl	Pts	Avg			
				FG-A	Pct	3FG-A	Pct	FT-A	Pct								Off-Def	Tot	Avg
2008-2009	32-1	493	15.4	50-144	.347	12-49	.245	73-83	.880	14-38	52	1.6	40-0	33	50	0	14	185	5.8
2009-2010	30-5	766	25.5	113-255	.443	64-143	.448	85-110	.773	10-54	64	2.1	54-2	35	48	2	13	375	12.5
Career	62-6	1259	20.3	163-399	.409	76-192	.396	158-193	.819	24-92	116	1.9	94-2	68	98	2	27	560	9.0

PLAYER PROFILES

BROWN GAME-BY-GAME IN 2008-2009

Opponent	Min	FG-A	3FG-A	FT-A	O-D-Reb	PF	A	TO	Blk	Stl	Pts
SAC. HEART	15	0-4	0-1	2-2	2-0-2	1	1	1	0	0	2
ST. JOSEPH'S	27	2-7	1-3	7-8	0-2-2	2	1	2	0	2	12
* BROWN	26	2-10	1-5	2-2	0-1-1	2	3	4	0	2	7
at Northeastern	19	1-2	0-0	2-2	0-1-1	2	3	2	0	1	4
at Harvard	22	3-6	0-0	2-2	0-2-2	4	0	3	0	0	8
at Loyola (Ill.)	4	0-0	0-0	0-0	0-0-0	0	0	1	0	0	0
FAIRFIELD	25	5-9	2-3	10-10	0-3-3	4	2	2	0	1	22
at Yale	18	2-4	0-0	2-2	0-2-2	2	0	5	0	0	6
W. MICH.	19	3-7	2-5	1-2	0-0-0	2	1	1	0	0	9
at UMass	20	3-8	1-2	7-7	2-1-3	1	0	3	0	1	14
at Ohio	18	1-2	0-1	0-0	1-1-2	1	1	5	0	0	2
SAN FRAN.	27	5-13	1-4	11-12	2-1-3	1	5	0	0	0	22
SIENA	33	3-10	1-3	3-4	1-2-3	2	2	2	0	1	10
at Boston U.	17	1-3	0-0	4-6	0-1-1	2	2	1	0	0	6
at Central Fla.	13	1-3	0-1	0-0	0-1-1	1	1	4	0	2	2
LAFAYETTE	15	2-4	1-3	2-2	0-1-1	1	0	1	0	0	7
at Army	15	1-1	0-0	0-0	0-1-1	1	3	0	0	0	2
at Bucknell	14	0-2	0-1	4-4	0-0-0	2	0	3	0	0	4
at Navy	10	1-4	0-2	0-0	0-1-1	1	1	3	0	1	2
AMERICAN	7	1-1	0-0	3-3	0-2-2	1	2	0	0	0	5
COLGATE	13	2-3	1-1	0-0	0-3-3	0	0	0	0	0	5
at Lehigh	15	1-5	0-1	2-2	0-2-2	1	0	0	0	0	4
at Lafayette	12	1-4	0-1	1-2	1-2-3	1	0	1	0	0	3
ARMY	10	1-5	1-3	2-3	1-0-1	0	0	1	0	1	5
BUCKNELL	9	2-6	0-2	2-2	2-0-2	0	1	0	0	0	6
NAVY	1	0-1	0-0	1-2	1-0-1	0	0	0	0	0	1
at American	18	0-3	0-1	0-0	0-2-2	2	1	0	0	1	0
at Colgate	19	5-8	0-1	3-4	0-0-0	1	1	3	0	0	13
LEHIGH	13	1-3	0-1	0-0	1-4-5	1	2	1	0	0	2
BUCKNELL #	7	0-3	0-2	0-0	0-0-0	0	0	0	0	1	0
COLGATE #	8	0-3	0-1	0-0	0-2-2	0	0	0	0	0	0
at American #	4	0-0	0-0	0-0	0-0-0	1	0	1	0	0	0

BROWN GAME-BY-GAME IN 2009-2010

Opponent	Min	FG-A	3FG-A	FT-A	O-D-Reb	PF	A	TO	Blk	Stl	Pts
HARVARD	31	4-12	2-7	2-5	0-5-5	5	2	0	0	0	12
at St. Joseph's	28	7-15	2-5	1-2	2-1-3	3	1	2	0	0	17
LOYOLA (Ill.)	31	5-10	4-8	2-4	0-2-2	2	1	5	0	2	16
at Rhode Island	31	3-9	3-6	3-6	0-1-1	1	4	0	0	1	12
at UNLV	23	2-5	2-3	0-0	0-2-2	3	1	5	0	0	6
at W. Michigan	17	1-3	0-1	2-4	0-1-1	1	1	0	0	0	4
MARIST	24	2-3	2-3	1-2	0-0-0	0	3	3	0	1	7
at Brown	23	2-5	0-2	3-4	0-1-1	2	1	1	0	0	7
UMASS	21	1-6	1-2	0-0	1-2-3	1	2	1	0	0	3
at Fairfield	8	1-1	0-0	2-2	0-0-0	1	0	1	0	0	4
SAC. HEART	30	5-9	5-7	4-5	0-0-0	1	1	2	0	2	19
GEO. WASH.	22	6-11	5-7	3-4	0-5-5	1	1	3	0	0	20
at Stony Brook	26	1-7	1-6	4-5	0-2-2	2	1	1	0	1	7
* Central Conn.	34	7-13	2-6	3-3	0-4-4	1	3	1	1	0	19
at N.C. State	24	5-9	4-6	7-9	1-4-5	1	3	1	0	0	21
* at Lafayette	32	7-14	3-6	1-2	2-1-3	1	0	0	0	1	18
ARMY	30	4-13	2-8	3-3	0-1-1	1	0	1	0	2	13
BUCKNELL	30	10-14	4-6	5-5	0-2-2	1	1	2	0	0	29
NAVY	21	2-4	2-4	2-2	0-1-1	1	0	2	0	1	8
at American	28	6-9	3-5	4-5	0-6-6	0	2	0	0	0	19
at Colgate	23	6-11	5-9	2-2	1-1-2	2	1	0	0	0	19
* LEHIGH	33	1-10	1-5	6-9	0-2-2	1	1	2	0	0	9
LAFAYETTE	12	2-4	1-2	0-0	0-1-1	4	0	2	0	0	5
at Army	23	3-10	2-8	1-1	0-3-3	1	1	2	0	0	9
at Bucknell	21	4-8	1-3	10-10	1-1-2	4	1	2	0	1	19
at Navy	31	7-14	5-8	4-4	0-1-1	2	2	2	0	0	23
* AMERICAN	34	3-12	1-4	9-10	2-2-4	1	1	1	0	1	16
* COLGATE	41	4-10	1-4	0-0	0-1-1	5	0	2	1	0	9
at Lehigh					Did Not Play						
at Bucknell #	20	1-2	0-1	1-2	0-1-1	2	0	1	0	0	3
at Lafayette #	14	1-2	0-1	0-0	0-0-0	3	0	3	0	0	2

* Denotes games Brown started

Patriot League Tournament games

BROWN'S CAREER HIGHS

Points:	29 vs. Bucknell, 1/16/2010
Rebounds:	6 at American, 1/23/2010
Field Goals:	10 vs. Bucknell, 1/16/2010
Field Goal Attempts:	15 at St. Joseph's, 11/17/2009
Three-Pointers:	5 four times, last at Navy, 2/17/2010
Three-Point Attempts:	9 at Colgate, 1/27/2010
Free Throws:	11 vs. San Francisco, 12/27/2008
Free Throw Attempts:	12 vs. San Francisco, 12/27/2008
Assists:	5 vs. San Francisco, 12/27/2008
Blocks:	1 two times, last vs. Colgate, 2/24/2010
Steals:	2 six times, last vs. Army, 1/13/2010
Minutes Played:	41 vs. Colgate, 2/24/2010

PLAYER PROFILES



MIKE CAVATAIO

JUNIOR • 6-4 • 190

GUARD

FOREST HILLS, N.Y.

ST. FRANCIS PREP SCHOOL

- Returning starter at small forward
- Athletic swingman
- Tremendous scorer with an outstanding mid-range game, who can also get to the basket
- Rebounds well for his size, and is an excellent passer

AS A REDSHIRT SOPHOMORE IN 2009-2010:

- Started all 31 games on the season at small forward
- Averaged 11.3 points, 5.5 rebounds, 2.2 assists and 0.5 steals per game
- Shot 47.1 percent (131 of 278) from the field and 82.1 percent (78 of 95) at the foul line
- Pulled down 121 of his 169 rebounds on the defensive end of the court
- Scored in double-figures 18 times, with two 20-point performances
- Also had two double-figure rebounding games
- Placed 102nd in the nation in free throw percentage
- Ranked fourth in the Patriot League in free throw percentage, eighth in field goal percentage, ninth in total rebounding and defensive rebounds, 10th in blocked shots and 14th in scoring
- Led the team in scoring six times, in blocks nine times, in rebounding six times, in steals six times and in assists five times
- Scored 21 points and pulled down six boards in the OT win at Brown
- Had a team-high 20 points, four rebounds and two assists in the Patriot League quarterfinal victory at Bucknell
- Led the team with 19 points, five assists and four rebounds against Colgate, while hitting nine of 11 shots from the field
- Totaled 19 points and eight rebounds in the victory over Marist
- Recorded 17 points, five rebounds and three assists at Lehigh
- Had 17 points, four rebounds and two blocked shots at Bucknell
- Led the team with 15 points, nine rebounds and four assists at Army
- Scored 15 points on seven of 11 shooting in the win over Navy
- Posted 15 points and eight rebounds at Lafayette
- Recorded his first career double-double at Western Michigan with 15 points and 12 rebounds
- Totaled 14 points and seven rebounds at Lafayette in the PL semifinals
- Posted 14 points, four assists and three rebounds against Loyola (Ill.)
- Recorded 13 points and six rebounds vs. Central Connecticut
- Finished with 12 points, nine assists and seven rebounds at Colgate
- Had 11 points, five rebounds and three assists against Army
- Totaled 11 points, five assists and three rebounds against Harvard
- Recorded 11 points, nine rebounds and three assists at N.C. State
- Totaled 10 points, four rebounds, two assists and two steals at Navy
- Finished with nine points and 13 rebounds at Nevada-Las Vegas

AS A SOPHOMORE IN 2008-2009:

- Sat out the season after transferring to Holy Cross from St. John's

AS A FRESHMAN IN 2007-2008 (AT ST. JOHN'S):

- Saw action in 17 games for the Red Storm, starting once
- Averaged 1.4 points and 1.2 rebounds per game
- Made all six of his free throw attempts on the year
- Totaled eight points, seven rebounds and two steals against Villanova
- Posted seven points, three rebounds and two steals against Georgetown
- Scored four points at Cincinnati
- Earned his first career start against Marquette

HIGH SCHOOL:

- Played for head coach Tim Leary at St. Francis Preparatory School in Fresh Meadows, N.Y.
- Named first team All-Catholic High School Athletic Association by the *New York Post* as a senior
- Scored 25.0 points per game as a senior, to rank second in the CHSAA
- Led team to an 18-8 record and the CHSAA quarterfinals in 2006-2007
- Participated in the Jordan Brand All-American Classic at Madison Square Garden
- Played his AAU ball for the Long Island Lightning

PERSONAL:

- Son of Joanne and Michael Cavataio
- Father was a member of the track team at St. John's
- Has one sister (Jackie)
- A Sociology major

CAVATAIO'S HOLY CROSS CAREER STATISTICS

Season	GP-GS	Min	Avg	—TOTAL—		—3-PTS—		FT-A	Pct	Off-Def	—REBOUNDS—		PF-FO	A	TO	Blk	Stl	Pts	Avg
				FG-A	Pct	3FG-A	Pct				Tot	Avg							
2009-2010	31-31	895	28.9	131-278	.471	9-32	.281	78-95	.821	48-121	169	5.5	67-0	69	59	18	17	349	11.3

CAVATAIO'S ST. JOHN'S CAREER STATISTICS

Season	GP-GS	Min	Avg	—TOTAL—		—3-PTS—		FT-A	Pct	Off-Def	—REBOUNDS—		PF-FO	A	TO	Blk	Stl	Pts	Avg
				FG-A	Pct	3FG-A	Pct				Tot	Avg							
2007-2008	17-1	100	5.9	8-28	.286	1-12	.083	6-6	1.000	10-10	20	1.2	9-0	5	6	2	7	23	1.4

PLAYER PROFILES

CAVATAIO GAME-BY-GAME IN 2007-2008

(AT ST. JOHN'S)

Opponent	Min	FG-A	3FG-A	FT-A	O-D-Reb	PF	A	TO	Blk	Stl	Pts	
ST. FRANCIS		Did Not Play										
SAC. HEART	10	1-2	0-1	0-0	0-1-1	0	0	1	1	0	2	
F. DICKINSON	2	0-0	0-0	0-0	0-0-0	0	0	0	0	0	0	
LONG ISLAND	3	0-0	0-0	0-0	1-0-1	1	0	0	0	0	0	
at Miami (Fla.)	2	0-1	0-0	0-0	0-0-0	0	0	0	0	0	0	
NIAGARA	4	0-1	0-0	0-0	0-0-0	1	1	0	0	0	0	
Ohio		Did Not Play										
Hawaii	2	0-1	0-0	0-0	0-0-0	0	0	0	0	0	0	
Tulane	2	0-0	0-0	0-0	0-0-0	0	0	1	0	0	0	
MARIST		Did Not Play										
VA. TECH		Did Not Play										
at Syracuse		Did Not Play										
CINCINNATI		Did Not Play										
at Connecticut	2	0-1	0-0	0-0	0-2-2	0	0	0	0	1	0	
DEPAUL		Did Not Play										
at West Virginia		Did Not Play										
PITTSBURGH	1	0-0	0-0	0-0	0-0-0	0	0	0	0	0	0	
at Louisville		Did Not Play										
G'TOWN	17	1-4	1-3	4-4	2-1-3	3	1	0	0	2	7	
at South Fla.	1	0-0	0-0	0-0	0-1-1	0	0	0	0	0	0	
at Rutgers	1	0-0	0-0	0-0	0-0-0	0	0	1	0	0	0	
PROVIDENCE		Did Not Play										
at Cincinnati	6	2-3	0-1	0-0	1-0-1	0	1	0	0	1	4	
VILLANOVA	23	3-9	0-4	2-2	4-3-7	0	0	0	1	2	8	
* MARQUETTE	12	0-1	0-1	0-0	0-2-2	2	1	2	0	0	0	
at Duke	7	0-2	0-1	0-0	0-0-0	1	0	1	0	0	0	
at Georgetown		Did Not Play										
SETON HALL		Did Not Play										
at Notre Dame		Did Not Play										
WEST VA.	5	1-3	0-1	0-0	2-0-2	1	1	0	0	1	2	

CAVATAIO GAME-BY-GAME IN 2009-2010

Opponent	Min	FG-A	3FG-A	FT-A	O-D-Reb	PF	A	TO	Blk	Stl	Pts
* HARVARD	23	5-6	1-1	0-0	1-2-3	1	5	1	0	2	11
* at St. Joseph's	27	3-9	1-3	2-2	3-5-8	2	4	1	2	0	9
* LOYOLA (Ill.)	31	5-10	0-1	4-4	1-2-3	4	4	0	1	1	14
* at Rhode Island	28	4-7	0-1	0-0	0-2-2	2	1	2	0	1	8
* at UNLV	23	4-10	0-0	1-1	6-7-13	4	1	3	1	0	9
* at W. Michigan	36	3-8	0-0	9-9	4-8-12	2	1	2	0	0	15
* MARIST	36	5-9	1-2	8-8	1-7-8	4	2	3	1	1	19
* at Brown	27	8-15	0-2	5-6	1-5-6	4	1	2	1	1	21
* UMASS	27	3-7	0-0	0-2	1-2-3	1	2	1	0	1	6
* at Fairfield	29	1-6	0-1	1-2	1-2-3	0	0	2	1	0	3
* SAC. HEART	21	2-7	0-0	0-0	2-1-3	0	1	5	1	0	4
* GEO. WASH.	27	2-8	0-1	3-6	2-6-8	3	1	4	1	0	7
* at Stony Brook	30	3-7	0-0	0-0	3-5-8	2	2	1	0	1	6
* Central Conn.	29	6-8	0-0	1-3	0-6-6	1	1	4	1	0	13
* at N.C. State	29	3-9	0-0	5-6	3-6-9	4	3	1	1	1	11
* at Lafayette	32	6-11	0-1	3-4	1-7-8	3	1	2	2	0	15
* ARMY	26	4-8	0-0	3-4	2-3-5	0	3	3	0	0	11
* BUCKNELL	17	2-3	0-0	1-2	0-2-2	1	3	2	0	0	5
* NAVY	30	7-11	0-0	1-2	0-1-1	2	1	1	0	0	15
* at American	30	2-10	0-2	3-3	2-2-4	4	1	1	0	1	7
* at Colgate	35	4-13	0-4	4-4	3-4-7	0	9	1	0	1	12
* LEHIGH	20	0-5	0-1	2-2	1-1-2	2	1	1	2	1	2
* LAFAYETTE	24	4-8	0-0	0-0	0-5-5	1	2	0	0	0	8
* at Army	33	6-8	2-2	1-1	2-7-9	3	4	4	1	1	15
* at Bucknell	35	7-14	1-3	2-3	0-4-4	4	0	2	2	0	17
* at Navy	30	3-8	0-1	4-4	1-3-4	2	2	2	0	2	10
* AMERICAN	31	3-8	0-0	0-0	2-1-3	1	2	0	0	1	6
* COLGATE	33	9-11	1-1	0-2	0-4-4	3	5	2	0	1	19
* at Lehigh	33	4-9	1-3	8-8	1-4-5	3	3	2	0	0	17
* at Bucknell #	35	6-13	1-1	7-7	2-2-4	1	2	1	0	0	20
* at Lafayette #	28	7-12	0-1	0-0	2-5-7	3	1	3	0	0	14

* Denotes games Cavataio started

Patriot League Tournament games

CAVATAIO'S CAREER HIGHS

Points:	21 at Brown, 12/2/2009
Rebounds:	13 at Nevada-Las Vegas, 11/25/2009
Field Goals:	9 vs. Colgate, 2/24/2010
Field Goal Attempts:	15 at Brown, 12/2/2009
Three-Pointers:	2 at Army, 2/10/2010
Three-Point Attempts:	4 two times, last at Colgate, 1/27/2010
Free Throws:	9 at Western Michigan, 11/28/2009
Free Throw Attempts:	9 at Western Michigan, 11/28/2009
Assists:	9 at Colgate, 1/27/2010
Blocks:	2 four times, last at Bucknell, 2/14/2010
Steals:	2 four times, last at Navy, 2/17/2010
Minutes Played:	36 two times, last vs. Marist, 11/30/2009

PLAYER PROFILES



R.J. EVANS JUNIOR • 6-3 • 200

GUARD

SALEM, CONN.

NORWICH FREE ACADEMY

- Returning starter at shooting guard
- Could also play at small forward
- An excellent scorer, who rebounds well for his size
- Has a great ability to take the ball to the rim
- Has strong leadership qualities and a great competitive spirit

• Enters the 2010-2011 season ranked eighth all-time at Holy Cross in career minutes played per game (29.5)

ASA SOPHOMORE IN 2009-2010:

- Played in 28 games on the season, starting every time
- Averaged a team-high 13.4 points, 5.1 rebounds and 2.6 assists per game
- Shot 43.5 percent (140 of 322) from the field
- Pulled down 61 of his 142 rebounds on the offensive end of the court
- Scored in double-figures 22 times, including four 20-point games
- Recorded three double-doubles on the year
- Placed 189th in the nation in field goal percentage
- Ranked fourth in the Patriot League in offensive rebounds, fifth in double-doubles, eighth in scoring, 11th in assists and 14th in total rebounding
- Led the team in scoring eight times, in assists 14 times, in steals eight times, in blocks four times and in rebounding three times
- Named the Patriot League / Anaconda Player of the Week on Dec. 28
- Led the team with 21 points, seven rebounds, three assists and two steals at Lafayette in the Patriot League semifinals
- Recorded team-highs of 21 points and 10 rebounds at Fairfield
- Had 20 points, four rebounds and four assists in the win over Navy
- Totaled 20 points and five rebounds against Sacred Heart
- Finished with 19 points, five rebounds and two steals at Lafayette
- Led the team with 18 points, four rebounds and three assists vs. UMass
- Posted a double-double with 17 points and 10 rebounds at Brown
- Had a double-double with 16 points and 10 boards vs. Central Conn.
- Recorded 16 points, seven boards and four assists vs. George Washington
- Totaled 16 points, nine rebounds and three assists at St. Joseph's
- Posted 15 points, eight rebounds and six assists in the win over Lafayette
- Finished with 15 points and four assists in the victory over Bucknell
- Totaled 14 points, four rebounds and four assists in the win at Army
- Recorded 14 points, five rebounds and three assists at American

AS A FRESHMAN IN 2008-2009:

- Selected as the Patriot League Rookie of the Year, in addition to being chosen to the Patriot League All-Rookie team and the Patriot League All-Tournament team
- Named the Patriot League Rookie of the Week eight times (Nov. 17, Dec. 8, Dec. 15, Dec. 29, Jan. 5, Jan. 19, Jan. 26 and Feb. 2)
- Earned AT&T Crusader of the Week honors on March 9
- Played in all 32 games on the season, starting 25 times

- Averaged 13.4 points, 5.2 rebounds and 1.7 steals per game
- Shot 44.5 percent from the field (174 of 391)
- Pulled down 71 of his 167 rebounds on the offensive end
- Ranked third in the Patriot League in steals and offensive rebounds, eighth in scoring, 10th in field goal percentage and 11th in total rebounding
- His 429 points scored on the season were the second-most ever by a Holy Cross freshman
- Led the team with 31 points, six rebounds and three steals in the Patriot League quarterfinal victory over Bucknell
- His 31 points against Bucknell were the most ever by a Holy Cross freshman in the Patriot League Tournament
- Finished with 16 points, eight rebounds and two steals at American in the Patriot League championship game
- Recorded 14 points, six rebounds and five assists in the Patriot League semifinal win over Colgate
- Had his first career double-double in the victory over San Francisco with 26 points and 10 rebounds
- Totaled 21 points, six rebounds, five assists and four steals vs. Siena
- Posted a double-double at Navy with 19 points and 11 rebounds
- Recorded 17 points and six rebounds in the win over Navy, while hitting eight of 12 field goal attempts
- Led team with 17 points, five rebounds and three steals in win at Army
- Totaled 17 points, eight rebounds and four steals at Massachusetts
- Led the team with 17 points, six rebounds and two steals in the win over Western Michigan
- Recorded 16 points, five rebounds and two assists in the home victory over American
- Posted 16 points, four rebounds and three steals at Ohio
- Totaled 15 points and seven rebounds in the home win over Lehigh
- Finished with 15 points, four rebounds and three steals in win at Lehigh
- Led the team with 15 points on seven of 12 shooting vs. Sacred Heart
- Recorded 14 points, eight rebounds and two assists at Central Florida

HIGH SCHOOL:

- Played for head coach Neal Curland at Norwich (Conn.) Free Academy
- Two-time selection to the *New Haven Register* Super 12 All-State team and the *Hartford Courant* All-State team
- A three-time All-Conference selection
- Named All-Area by the *Norwich Bulletin* and the *New London Day*
- Set a school record with 2,030 career points scored
- Averaged 27.7 points, 8.4 rebounds and 2.8 steals per game as a senior
- Led Norwich Free Academy to an undefeated Eastern Connecticut Conference Large Division championship in 2006-2007, the first undefeated league season in school history
- Averaged 23 points and six rebounds per game during his junior year
- Also earned four letters in football
- A member of National Honor Society

PERSONAL:

- Son of Raymond and Deborah Evans
- Father played football at Ohio State
- Has one sister, Kastine, who is a freshman on the women's basketball team at the University of Kentucky
- An Economics major

EVANS' HOLY CROSS CAREER STATISTICS

Season	GP-GS	Min	Avg	—TOTAL—		—3-PTS—		—REBOUNDS—								PF-FO	A	TO	Blk	Stl	Pts	Avg
				FG-A	Pct	3FG-A	Pct	FT-A	Pct	Off-Def	Tot	Avg										
2008-2009	32-25	945	29.5	174-391	.445	16-73	.219	65-115	.565	71-96	167	5.2	84-1	50	86	5	54	429	13.4			
2009-2010	28-28	824	29.4	140-322	.435	7-35	.200	87-169	.515	61-81	142	5.1	82-5	74	86	6	18	374	13.4			
Career	60-53	1769	29.5	314-713	.440	23-108	.213	152-284	.535	132-177	309	5.2	166-6	124	172	11	72	803	13.4			

PLAYER PROFILES

EVANS GAME-BY-GAME IN 2008-2009

Opponent	Min	FG-A	3FG-A	FT-A	O-D-Reb	PF	A	TO	Blk	Stl	Pts
SAC. HEART	22	7-12	1-3	0-0	2-0-2	0	0	1	0	0	15
ST. JOSEPH'S	20	6-12	0-0	0-0	3-0-3	4	1	2	0	0	12
BROWN	21	4-7	1-3	0-0	1-0-1	2	0	3	0	1	9
at Northeastern	27	4-12	0-2	0-0	1-3-4	4	0	5	0	2	8
* at Harvard	33	5-12	0-3	0-0	3-5-8	1	4	5	1	3	10
at Loyola (Ill.)	14	0-1	0-1	0-0	0-1-1	4	1	2	0	0	0
FAIRFIELD	29	4-10	1-4	4-6	0-2-2	3	1	1	0	3	13
* at Yale	33	3-12	1-5	5-6	1-2-3	3	3	2	0	0	12
* W. MICH.	31	7-12	1-3	2-4	0-6-6	2	1	1	1	2	17
* at UMass	36	6-19	0-2	5-7	3-5-8	4	2	1	0	4	17
* at Ohio	28	6-12	1-2	3-5	2-2-4	3	0	4	0	3	16
* SAN FRAN.	34	10-16	4-5	2-5	2-8-10	4	2	3	0	1	26
* SIENA	36	9-21	1-5	2-3	2-4-6	5	5	4	0	4	21
* at Boston U.	36	5-11	1-3	1-3	4-2-6	1	1	3	0	2	12
* at Central Fla.	35	5-17	0-4	4-4	3-5-8	2	2	2	0	1	14
* LAFAYETTE	26	3-9	0-3	0-0	1-3-4	1	3	2	0	1	6
* at Army	35	8-16	0-1	1-2	2-3-5	3	1	4	0	3	17
* at Bucknell	26	1-9	1-3	4-6	3-4-7	3	1	3	0	1	7
* at Navy	37	8-18	0-0	3-6	3-8-11	4	2	2	0	0	19
* AMERICAN	36	7-13	1-3	1-3	2-3-5	2	2	3	1	1	16
* COLGATE	27	5-10	0-1	2-2	0-2-2	2	0	1	0	4	12
* at Lehigh	30	5-13	0-2	5-7	3-1-4	2	2	2	0	3	15
* at Lafayette	29	4-10	0-1	3-6	1-2-3	2	1	2	0	3	11
* ARMY	31	3-7	0-1	1-6	2-3-5	2	3	3	0	2	7
* BUCKNELL	29	3-11	0-3	4-6	4-3-7	3	1	3	0	1	10
* NAVY	35	8-12	0-1	1-1	1-5-6	2	1	4	0	0	17
* at American	23	2-8	0-2	1-4	2-3-5	3	0	5	1	1	5
* at Colgate	21	4-11	0-1	1-2	4-0-4	2	1	1	0	1	9
LEHIGH	30	6-10	0-2	3-4	5-2-7	2	1	5	0	1	15
* BUCKNELL #	32	12-17	2-3	5-8	3-3-6	3	2	5	0	3	31
* COLGATE #	28	7-15	0-0	0-2	2-4-6	2	5	1	0	1	14
* at American #	35	7-16	0-1	2-7	6-2-8	4	1	1	1	2	16

EVANS GAME-BY-GAME IN 2009-2010

Opponent	Min	FG-A	3FG-A	FT-A	O-D-Reb	PF	A	TO	Blk	Stl	Pts
* HARVARD	22	4-12	0-2	4-5	0-2-2	5	2	3	0	0	12
* at St. Joseph's	38	7-19	2-6	0-2	2-7-9	2	3	5	0	2	16
* LOYOLA (Ill.)	36	3-14	0-3	5-8	2-3-5	3	3	5	0	0	11
* at Rhode Island	24	2-8	0-1	4-11	0-4-4	2	2	2	0	0	8
* at UNLV	32	4-11	1-3	4-12	1-2-3	3	3	1	0	0	13
* at W. Michigan	28	5-12	0-1	2-4	4-3-7	2	4	6	0	1	12
* MARIST	26	3-4	0-1	1-2	0-0-0	4	4	3	0	0	7
* at Brown	34	5-13	1-1	6-10	4-6-10	2	2	2	1	1	17
* UMASS	34	6-14	0-0	6-10	0-4-4	5	3	0	0	0	18
* at Fairfield	35	6-18	0-1	9-10	6-4-10	5	2	4	0	1	21
* SAC. HEART	31	8-15	0-1	4-7	3-2-5	3	1	1	1	0	20
* GEO. WASH.	35	7-13	0-0	2-7	2-5-7	5	4	3	1	0	16
* at Stony Brook	28	4-11	0-2	4-7	0-2-2	4	3	4	0	0	12
* Central Conn.	29	7-10	0-1	2-7	5-5-10	4	0	4	1	1	16
* at N.C. State	33	5-14	1-1	2-5	3-4-7	1	0	3	0	0	13
* at Lafayette	30	9-20	0-0	1-5	5-0-5	4	1	3	0	2	19
* ARMY	29	1-4	0-1	4-6	3-4-7	3	3	4	0	0	6
* BUCKNELL	24	5-8	0-0	5-6	1-1-2	2	4	1	0	1	15
* NAVY	38	8-12	0-0	4-8	1-3-4	3	4	3	1	0	20
* at American	33	6-16	0-0	2-5	4-1-5	5	3	5	0	2	14
* at Colgate	2	0-0	0-0	1-2	0-0-0	0	0	0	0	0	1
LEHIGH					Did Not Play						
* LAFAYETTE	31	6-13	0-0	3-7	3-5-8	3	6	3	0	1	15
* at Army	34	5-8	0-0	4-6	0-4-4	1	4	8	0	1	14
* at Bucknell	28	6-14	0-3	1-2	3-2-5	1	2	3	0	1	13
* at Navy	19	1-3	0-0	0-3	1-1-2	3	2	1	1	0	2
AMERICAN					Did Not Play						
COLGATE					Did Not Play						
* at Lehigh	30	6-13	0-2	1-3	3-1-4	4	5	3	0	1	13
* at Bucknell #	24	4-9	1-1	0-0	1-3-4	3	1	2	0	1	9
* at Lafayette #	37	7-14	1-4	6-9	4-3-7	0	3	4	0	2	21


* Denotes games Evans started

Patriot League Tournament games

EVANS' CAREER HIGHS

Points:	31 vs. Bucknell, 3/4/2009
Rebounds:	11 at Navy, 1/21/2009
Field Goals:	12 vs. Bucknell, 3/4/2009
Field Goal Attempts:	21 vs. Siena, 12/30/2008
Three-Pointers:	4 vs. San Francisco, 12/27/2008
Three-Point Attempts:	6 at St. Joseph's, 11/17/2009
Free Throws:	9 at Fairfield, 12/9/2009
Free Throw Attempts:	12 at Nevada-Las Vegas, 11/25/2009
Assists:	6 vs. Lafayette, 12/6/2010
Blocks:	1 eleven times, last at Navy, 2/17/2010
Steals:	4 three times, last vs. Colgate, 1/28/2009
Minutes Played:	38 two times, last vs. Navy, 1/20/2010

PLAYER PROFILES



JEFF HARRIS
JUNIOR • 5-10 • 150
GUARD
NEW YORK, N.Y.
RICE H.S.

• Looks to provide added depth for the Crusaders in the back court

AS A SOPHOMORE IN 2009-2010:

• Did not see any game action

AS A FRESHMAN IN 2008-2009:

- Joined the team as a walk-on prior to the start of the season
- Played in six games on the year
- Had two points and a steal in the home win over Colgate
- Also saw action against Lafayette, Boston University, Lehigh, Bucknell (Patriot League quarterfinals) and Colgate (Patriot League semifinals)

HIGH SCHOOL:

- Played at Rice High School for head coach Maurice Hicks
- Team won the Bronx-Manhattan championship in 2007 and 2008, and claimed the Catholic state championship in 2007
- Averaged 8.0 points, 4.0 rebounds and 3.0 steals per game as a senior
- Also a member of the baseball team at Rice, playing pitcher, catcher and shortstop

PERSONAL:

- Son of Lorraine and Jeff Harris, Sr.
- Has one sister (Jasmine)
- A Sociology major


HARRIS' CAREER HIGHS

Points:	2 vs. Colgate, 1/28/2009
Rebounds:	None
Field Goals:	None
Field Goal Attempts:	None
Three-Pointers:	None
Three-Point Attempts:	None
Free Throws:	2 vs. Colgate, 1/28/2009
Free Throw Attempts:	2 vs. Colgate, 1/28/2009
Assists:	None
Blocks:	None
Steals:	1 vs. Colgate, 1/28/2009
Minutes Played:	1 two times, last vs. Colgate, 3/8/2009

HARRIS' HOLY CROSS CAREER STATISTICS

Season	GP-GS	Min	Avg	—TOTAL—		—3-PTS—		—REBOUNDS—		PF-FO	A	TO	Blk	Stl	Pts	Avg			
				FG-A	Pct	3FG-A	Pct	FT-A	Pct								Off-Def	Tot	Avg
2008-2009	6-0	2	0.3	0-0	.000	0-0	.000	2-2	1.000	0-0	0	0.0	1-0	0	0	0	1	2	0.3

PLAYER PROFILES



CHARLIE MILLS
JUNIOR • 5-11 • 170
GUARD

TAMPA, FLA.
JESUIT H.S.

• Looks to provide added depth for the Crusaders in the back court

AS A SOPHOMORE IN 2009-2010:

- Played in three games off the bench
- Saw action against Massachusetts, Lehigh and Lafayette

AS A FRESHMAN IN 2008-2009:

- Joined the team as a walk-on prior to the start of the season
- Played in two games on the year
- Saw his first career action in the home win over Colgate
- Also played in the home victory over Lehigh

HIGH SCHOOL:

- Played at Jesuit High School for head coach Neal Goldman
- Earned team MVP honors and served as team captain as a senior
- Averaged 10.5 points, 4.5 rebounds and 3.5 assists per game during his senior season, while hitting 80 percent of his free throws
- Selected to the Tampa Bay Coaches All-Academic team
- Also played AAU ball for the Tampa Fastbreak and the Tampa Tide

PERSONAL:

- Son of Chuck and Darlene Mills
- Has one brother (Matt) and one sister (Shannon)
- An Economics major

MILLS' CAREER HIGHS

Points:	None
Rebounds:	None
Field Goals:	None
Field Goal Attempts:	1 vs. Lafayette, 2/6/2010
Three-Pointers:	None
Three-Point Attempts:	None
Free Throws:	None
Free Throw Attempts:	None
Assists:	None
Blocks:	None
Steals:	None
Minutes Played:	1 two times, last vs. Lafayette, 2/6/2010

MILLS' HOLY CROSS CAREER STATISTICS

Season	GP-GS	Min	Avg	—TOTAL—		—3-PTS—		—REBOUNDS—													
				FG-A	Pct	3FG-A	Pct	FT-A	Pct	Off-Def	Tot	Avg	PF-FO	A	TO	Blk	Stl	Pts	Avg		
2008-2009	2-0	1	0.5	0-0	.000	0-0	.000	0-0	.000	0-0	.000	0-0	0	0.0	0-0	0	0	0	0	0	0.0
2009-2010	3-0	1	0.3	0-1	.000	0-0	.000	0-0	.000	0-0	.000	0-0	0	0.0	0-0	0	0	0	0	0	0.0
Career	5-0	2	0.4	0-1	.000	0-0	.000	0-0	.000	0-0	.000	0-0	0	0.0	0-0	0	0	0	0	0	0.0

PLAYER PROFILES



PHIL BEANS SOPHOMORE • 6-9 • 233

CENTER

TOLEDO, OHIO

OTTAWA HILLS H.S.

- Looks to compete for a starting spot at either power forward and center
- Will provide a strong low post presence
- A good rebounder on both ends of the floor
- Has strong offensive skills
- Has great intensity, focus and competitiveness

AS A FRESHMAN IN 2009-2010:

- Saw action in 28 games off the bench
- Averaged 1.1 points and 0.9 rebounds per contest
- Made all 10 of his free throw attempts on the year
- Led the team in blocked shots once
- Finished with six points and four rebounds in the victory over Bucknell
- Recorded six points and three rebounds at Fairfield
- Totaled six points and a rebound at Nevada-Las Vegas
- Had four points and four rebounds at Western Michigan
- Pulled down four rebounds and handed out an assist at Stony Brook
- Totaled two points and three rebounds against Sacred Heart
- Scored two points and grabbed two rebounds at Rhode Island
- Recorded two points, one rebound and one blocked shot against Harvard in the first action of his collegiate career

HIGH SCHOOL:

- Played for head coach John Lindsay at Ottawa Hills High School
- Served as team captain during his final two years
- Named second team All-State by the Associated Press as a senior
- Selected as the Toledo Area Athletic Conference Co-Player of the Year in 2009, in addition to earning District 7 Player of the Year honors
- Named first team All-TAAC three times and first team All-District 7 twice
- Led the TAAC in both scoring (18.1 points per game) and rebounding (10.9 rebounds per game) as a junior
- Shot 69 percent from the floor and 86 percent from the free throw line in 2007-2008
- Led his team to back-to-back TAAC co-championships and three consecutive Sectional titles
- Scored over 1,000 career points
- Selected to play in the Ohio North-South All-Star Game and the Indiana vs. Ohio All-Star Game
- Also lettered in baseball, as a pitcher, first baseman and third baseman
- Played AAU ball for the Ohio Gators

PERSONAL:

- Son of William and Cindy Beans
- Mother played basketball at both the University of Toledo and Indiana University
- Has one brother (Geoff) and one sister (Stephanie)
- Has not yet declared a major

BEANS GAME-BY-GAME IN 2009-2010

Opponent	Min	FG-A	3FG-A	FT-A	O-D-Reb	PF	A	TO	Blk	Stl	Pts
HARVARD	4	1-1	0-0	0-0	0-1-1	0	0	0	1	0	2
at St. Joseph's	3	0-0	0-0	0-0	0-0-0	1	0	0	0	0	0
LOYOLA (Ill.)	5	0-1	0-0	0-0	0-0-0	1	1	0	0	0	0
at Rhode Island	4	0-1	0-0	2-2	1-1-2	0	0	0	0	0	2
at UNLV	10	1-1	0-0	4-4	1-0-1	0	0	0	0	0	6
at W. Michigan	9	2-2	0-0	0-0	1-3-4	4	0	2	0	0	4
MARIST	4	0-0	0-0	0-0	0-0-0	0	0	0	0	0	0
at Brown	2	0-1	0-0	0-0	0-0-0	0	0	0	0	0	0
UMASS	6	0-1	0-0	2-2	0-0-0	0	1	0	0	0	2
at Fairfield	18	3-7	0-0	0-0	0-3-3	3	0	0	0	0	6
SAC. HEART	12	1-4	0-0	0-0	2-1-3	3	0	0	0	0	2
GEO. WASH.	6	0-0	0-0	0-0	0-0-0	1	0	0	0	0	0
at Stony Brook	13	0-2	0-0	0-0	1-3-4	2	1	1	0	0	0
Central Conn.	2	0-0	0-0	0-0	0-0-0	0	0	1	0	0	0
at N.C. State	2	0-0	0-0	0-0	0-0-0	0	0	0	0	0	0
at Lafayette	6	0-0	0-0	0-0	0-0-0	1	1	0	0	0	0
ARMY	Did Not Play										
BUCKNELL	16	2-4	0-0	2-2	3-1-4	0	1	0	0	0	6
NAVY	7	0-0	0-0	0-0	0-0-0	1	0	2	0	0	0
at American	5	0-1	0-0	0-0	0-0-0	2	0	0	0	0	0
at Colgate	1	0-0	0-0	0-0	0-0-0	0	0	0	0	0	0
LEHIGH	13	0-3	0-0	0-0	0-0-0	3	0	0	0	0	0
LAFAYETTE	2	0-0	0-0	0-0	0-0-0	0	0	0	0	0	0
at Army	Did Not Play										
at Bucknell	Did Not Play										
at Navy	4	0-0	0-0	0-0	0-1-1	1	0	0	1	0	0
AMERICAN	1	0-0	0-0	0-0	0-0-0	0	0	0	0	0	0
COLGATE	1	1-1	0-0	0-0	0-0-0	0	0	0	0	0	2
at Lehigh	3	0-0	0-0	0-0	0-1-1	0	0	0	0	0	0
at Bucknell #	5	0-0	0-0	0-0	1-1-2	0	1	0	0	0	0
at Lafayette #	2	0-0	0-0	0-0	0-0-0	0	0	0	0	1	0

Patriot League Tournament games

BEANS' CAREER HIGHS

Points:	6 three times, last vs. Bucknell, 1/16/2010
Rebounds:	4 three times, last vs. Bucknell, 1/16/2010
Field Goals:	3 at Fairfield, 12/9/2009
Field Goal Attempts:	4 at Nevada-Las Vegas, 11/25/2009
Three-Pointers:	None
Three-Point Attempts:	None
Free Throws:	4 at Nevada-Las Vegas, 11/25/2009
Free Throw Attempts:	4 at Nevada-Las Vegas, 11/25/2009
Assists:	1 six times, last at Bucknell, 3/3/2010
Blocks:	1 two times, last at Navy, 2/17/2010
Steals:	1 at Lafayette, 3/7/2010
Minutes Played:	18 at Fairfield, 12/9/2009

BEANS' HOLY CROSS CAREER STATISTICS

Season	GP-GS	Min	Avg	—TOTAL—		—3-PTS—		—REBOUNDS—											
				FG-A	Pct	3FG-A	Pct	FT-A	Pct	Off-Def	Tot	Avg	PF-FO	A	TO	Blk	Stl	Pts	Avg
2009-2010	28-0	166	5.9	11-30	.367	0-0	.000	10-10	1.000	10-16	26	0.9	23-0	6	6	2	1	32	1.1

PLAYER PROFILES



DEE GOENS SOPHOMORE • 6-0 • 180

GUARD
ALPHARETTA, GA.
MARIST SCHOOL

- Looks to compete for playing time in the backcourt
- A true point guard, who has the ability to become a real team leader
- A physical, talented player with great speed and an undeniable work ethic both on and off the court

AS A FRESHMAN IN 2009-2010:

- Played in 28 games off the bench
- Averaged 3.8 points, 1.0 rebounds, 0.9 assists and 0.4 steals per contest
- Made 78.7 percent (37 of 47) of his free throws
- Led the team in steals four times on the season, in addition to leading the team in scoring once, assists once and blocks once
- Scored in double-figures three times on the year
- Selected to the Patriot League Academic Honor Roll
- Led the team with 13 points and two steals against Lehigh
- Finished with 10 points, four rebounds and two assists vs. Sacred Heart
- Had 10 points, one assist and one steal in the victory over American
- Recorded nine points and two rebounds in the victory over Lafayette
- Scored nine points on three of five shooting at Colgate
- Totaled nine points and two assists at Lehigh
- Had seven points, three rebounds and two steals at Nevada-Las Vegas
- Scored six points in the victory over Marist
- Posted five points, one rebound and one assist against Army
- Recorded four points, three assists and two rebounds in the overtime victory at Brown
- Had four points and two rebounds against Central Connecticut
- Posted four points and two assists against Colgate
- Totaled four points, one rebound and one assist at Fairfield
- Recorded three points and two assists at Navy
- Scored three points at Bucknell
- Had three points, four rebounds and four assists in the win over Navy
- Posted two points and one rebound at Rhode Island

HIGH SCHOOL:

- Played for coach Greg McClaire at the Marist School in Atlanta, Ga.
- Led Marist to an overall record of 24-5 and a trip to the Georgia Class AAAA state quarterfinals in 2008-2009
- Finished his senior year ranked second on the team and third in the league with an average of 14.5 points per game, in addition to averaging 5.0 assists per contest
- Scored at least 20 points in a game six times as a senior, and also shot 49.5 percent (159 of 231) from the field
- Played AAU ball for the Georgia Stars

PERSONAL:

- Son of Mauri Goens
- Has two sisters (Gracie and Mariah)
- Has not yet declared a major

GOENS GAME-BY-GAME IN 2009-2010

Opponent	Min	FG-A	3FG-A	FT-A	O-D-Reb	PF	A	TO	Blk	Stl	Pts
HARVARD	2	0-0	0-0	0-0	0-0-0	2	0	0	0	0	0
at St. Joseph's		Did Not Play									
LOYOLA (Ill.)		Did Not Play									
at Rhode Island	3	1-3	0-1	0-0	0-1-1	0	0	0	0	0	2
at UNLV	18	1-2	1-1	4-4	0-3-3	2	0	2	0	2	7
at W. Michigan	12	0-3	0-2	0-0	0-0-0	0	0	0	0	0	0
MARIST	6	1-2	0-1	4-4	0-0-0	0	0	0	0	1	6
at Brown	14	2-2	0-0	0-0	0-2-2	1	3	0	0	0	4
UMASS	12	0-2	0-0	1-2	0-3-3	2	1	0	1	0	1
at Fairfield	22	1-4	0-0	2-2	0-1-1	0	1	6	0	0	4
SAC. HEART	15	3-4	1-1	3-3	2-2-4	4	2	1	0	1	10
GEO. WASH.		Did Not Play									
at Stony Brook	5	0-0	0-0	0-0	0-0-0	0	0	2	0	0	0
Central Conn.	18	2-2	0-0	0-0	0-2-2	4	1	1	0	1	4
at N.C. State	8	0-3	0-0	0-0	0-0-0	2	0	2	0	0	0
at Lafayette	3	0-1	0-1	0-0	0-0-0	0	1	1	0	0	0
ARMY	13	1-3	1-2	2-2	0-1-1	0	1	2	0	0	5
BUCKNELL	6	0-2	0-1	0-0	0-0-0	0	0	0	0	0	0
NAVY	18	1-3	0-1	1-2	0-4-4	2	4	1	0	0	3
at American	5	0-1	0-0	0-0	0-0-0	0	1	0	0	0	0
at Colgate	12	3-5	1-2	2-2	0-1-1	4	0	3	0	0	9
LEHIGH	14	3-5	0-0	7-7	0-0-0	3	1	1	1	2	13
LAFAYETTE	23	2-5	0-1	5-8	0-2-2	2	0	1	0	1	9
at Army	7	0-1	0-0	1-2	0-0-0	0	0	1	0	0	1
at Bucknell	8	1-2	0-1	1-1	0-0-0	2	0	2	0	0	3
at Navy	4	1-1	1-1	0-0	0-1-1	4	2	1	0	1	3
AMERICAN	24	4-7	0-0	2-4	0-0-0	0	1	0	0	1	10
COLGATE	17	1-4	1-3	-12	0-1-1	2	2	3	0	1	4
at Lehigh	22	3-9	2-5	1-2	0-0-0	1	2	0	1	0	9
at Bucknell #	4	0-0	0-0	0-0	0-1-1	0	1	1	0	0	0
at Lafayette #	6	0-1	0-1	0-0	0-0-0	1	0	0	0	0	0

Patriot League Tournament games

GOENS' CAREER HIGHS

Points:	13 vs. Lehigh, 1/31/2010
Rebounds:	4 two times, last vs. Navy, 1/20/2010
Field Goals:	4 vs. American, 2/21/2010
Field Goal Attempts:	9 at Lehigh, 2/27/2010
Three-Pointers:	2 at Lehigh, 2/27/2010
Three-Point Attempts:	5 at Lehigh, 2/27/2010
Free Throws:	7 vs. Lehigh, 1/31/2010
Free Throw Attempts:	8 vs. Lafayette, 2/6/2010
Assists:	4 vs. Navy, 1/20/2010
Blocks:	1 three times, last at Lehigh, 2/27/2010
Steals:	2 two times, last vs. Lehigh, 1/31/2010
Minutes Played:	24 vs. American, 2/21/2010

GOENS' HOLY CROSS CAREER STATISTICS

Season	GP-GS	Min	Avg	—TOTAL—		—3-PTS—		FT-A	Pct	Off-Def	—REBOUNDS—		PF-FO	A	TO	Blk	Stl	Pts	Avg
				FG-A	Pct	3FG-A	Pct				Tot	Avg							
2009-2010	28-0	321	11.5	31-77	.403	8-25	.320	37-47	.787	2-25	27	1.0	38-0	24	31	3	11	107	3.8

PLAYER PROFILES



ERIC OBEYSEKERE
SOPHOMORE • 6-8 • 209
FORWARD
ORINDA, CALIF.
MIRAMONTE H.S.

- Looks to compete for playing time at forward
- Has good length and the ability to block shots
- Very mobile on the offensive end, with a good mid-range game
- Has an excellent work ethic

AS A FRESHMAN IN 2009-2010:

- Saw action in 16 games off the bench
- Averaged 1.7 points, 2.3 rebounds and 0.8 blocked shots per contest
- Shot 54.5 percent (12 of 22) from the field
- Led the team in blocked shots seven times and in steals once
- Had six points, two rebounds, an assist and a blocked shot vs. Colgate
- Totaled four points, three rebounds, three blocks and two steals at Navy
- Recorded four points, three rebounds, an assist and a steal in the victory over Lafayette
- Pulled down six rebounds and blocked a shot in the Patriot League quarterfinal victory at Bucknell
- Posted two points and three boards at Lafayette in the PL semifinals
- Had three points, three rebounds and a block in the win over American
- Finished with two points, six rebounds and three blocks at Bucknell
- Totaled two points, four rebounds, two blocks and two steals at Lehigh
- Recorded two points and one rebound at Rhode Island in the first action of his collegiate career

HIGH SCHOOL:

- Played for head coach Dave Brown at Miramonte High School
- Led the Diablo Foothill Athletic League with averages of 17.8 points, 13.2 rebounds and 4.7 blocks per game as a senior
- Named the MVP of the DFAL in 2008-2009
- Led his team to 24 wins and an undefeated DFAL season as a senior
- Had team-best averages of 14.9 points and 13.4 rebounds per game as a junior, while helping the Matadors to an overall record of 20-7
- Led the Bay Area and ranked seventh in California with an average of 6.1 blocked shots per game in 2007-2008
- Broke the school and DFAL records for career rebounds and blocks
- Earned second team All-Metro honors from the *San Francisco Chronicle* in 2008-2009, after being an honorable mention selection in 2007-2008
- Selected first team All-California Division III in 2008-2009
- Twice named first team All-DFAL
- Selected for the Sacramento vs. Bay All-Star game in 2008 and 2009
- Played AAU ball for the Oakland Soldiers

PERSONAL:

- Son of Indrajit Obeysekere and Susan Taylor
- The first player of Sri Lankan descent to earn a Division I basketball scholarship in the United States
- Has not yet declared a major

OBEYSEKERE GAME-BY-GAME IN 2009-2010

Opponent	Min	FG-A	3FG-A	FT-A	O-D-Reb	PF	A	TO	Blk	Stl	Pts
HARVARD											
at St. Joseph's											
LOYOLA (Ill.)											
at Rhode Island	1	1-1	0-0	0-0	1-0-1	0	0	0	0	0	2
at UNLV	2	0-0	0-0	0-0	0-1-1	1	0	0	2	0	0
at W. Michigan											
MARIST											
at Brown											
UMASS	2	0-0	0-0	0-0	0-2-2	0	0	1	0	0	0
at Fairfield	1	0-0	0-0	0-0	0-0-0	0	0	0	0	0	0
SAC. HEART											
GEO. WASH.											
at Stony Brook											
Central Conn.	1	0-0	0-0	0-0	0-0-0	0	0	0	0	0	0
at N.C. State	1	0-0	0-0	0-0	0-0-0	0	0	0	0	0	0
at Lafayette											
ARMY											
BUCKNELL											
NAVY											
at American											
at Colgate											
LEHIGH	15	0-0	0-0	2-2	0-3-3	2	0	1	0	0	2
LAFAYETTE	10	2-2	0-0	0-0	0-3-3	1	1	0	0	1	4
at Army	7	0-0	0-0	0-0	0-0-0	1	1	2	0	0	0
at Bucknell	15	1-3	0-0	0-0	1-5-6	2	0	0	3	0	2
at Navy	15	2-3	0-0	0-0	0-3-3	2	0	1	3	2	4
AMERICAN	14	1-3	0-0	1-2	1-2-3	3	0	0	1	0	3
COLGATE	16	3-3	0-0	0-0	0-2-2	0	1	2	1	0	6
at Lehigh	21	1-3	0-0	0-0	1-3-4	4	1	2	2	2	2
at Bucknell #	18	0-1	0-0	0-0	1-5-6	1	0	1	1	0	0
at Lafayette #	11	1-3	0-0	0-0	0-3-3	1	0	0	0	0	2

Patriot League Tournament games

OBEYSEKERE'S CAREER HIGHS

Points:	6 vs. Colgate, 2/24/2010
Rebounds:	6 two times, last at Bucknell, 3/3/2010
Field Goals:	3 vs. Colgate, 2/24/2010
Field Goal Attempts:	3 six times, last at Lafayette, 3/7/2010
Three-Pointers:	None
Three-Point Attempts:	None
Free Throws:	2 vs. Lehigh, 1/31/2010
Free Throw Attempts:	2 two times, last vs. American, 2/21/2010
Assists:	1 four times, last at Lehigh, 2/27/2010
Blocks:	3 two times, last at Navy, 2/17/2010
Steals:	2 two times, last at Lehigh, 2/27/2010
Minutes Played:	21 at Lehigh, 2/27/2010

OBEYSEKERE'S HOLY CROSS CAREER STATISTICS

Season	GP-GS	Min	Avg	—TOTAL—		—3-PTS—		—REBOUNDS—											
				FG-A	Pct	3FG-A	Pct	FT-A	Pct	Off-Def	Tot	Avg	PF-FO	A	TO	Blk	Stl	Pts	Avg
2009-2010	16-0	150	9.4	12-22	.545	0-0	.000	3-4	.750	5-32	37	2.3	18-0	4	10	13	5	27	1.7

PLAYER PROFILES



JORDAN STEVENS
SOPHOMORE • 6-5 • 200
GUARD
GANSEVOORT, N.Y.
SARATOGA SPRINGS H.S.

- Will compete for playing time at either shooting guard or small forward
- Has very good athleticism and versatility
- Plays with a high energy level
- A scorer who can shoot, as well as get to the rim and finish
- An exceptional rebounder for his size

AS A FRESHMAN IN 2009-2010:

- Saw action in 21 games off the bench
- Averaged 0.9 points and 0.7 rebounds per contest
- Led the team in steals twice and in blocked shots once
- Recorded six points, a rebound and an assist at Lafayette
- Had five points, two rebounds and an assist against Lehigh
- Tallied three points and a rebound at Colgate
- Totaled three points and a steal at North Carolina State
- Grabbed two rebounds at Bucknell
- Finished with one point, two rebounds, two steals and an assist in the victory over Bucknell
- Pulled down one rebound against Army (twice), George Washington, Massachusetts and Rhode Island
- Recorded two rebounds and a blocked shot against Harvard in the first action of his collegiate career

HIGH SCHOOL:

- Played for head coach Mitch Snyder at Saratoga Springs High School
- Served as team captain for two years
- Named Suburban Council Player of the Year in 2006-2007 and 2008-2009
- Scored 1,799 career points, the second-most in school history
- Averaged 22 points, eight rebounds and five assists per game as a junior, after averaging 19 points and seven rebounds per game as a sophomore
- A three-time All-State and a five-time All-Suburban Council selection
- Earned All-Star honors from the *Albany Times Union*, the *Glens Falls Post-Star*, the *Saratogian* and the *Schenectady Daily Gazette*
- Named to the Section II Class AA tournament all-star team
- Also lettered in both volleyball and track
- A three-time All-Suburban Council selection in volleyball
- Played AAU ball for the Albany City Rocks
- Member of National Honor Society

PERSONAL:

- Son of Greg and JoAnn Stevens
- Mother was on the track and field team at Ithaca College
- Has one brother (Justin)
- Has not yet declared a major

STEVENS GAME-BY-GAME IN 2009-2010

Opponent	Min	FG-A	3FG-A	FT-A	O-D-Reb	PF	A	TO	Blk	Stl	Pts
HARVARD	5	0-1	0-1	0-0	0-2-2	1	0	0	1	0	0
at St. Joseph's	1	0-0	0-0	0-0	0-0-0	1	0	1	0	0	0
LOYOLA (Ill.)	2	0-1	0-1	0-0	0-0-0	0	0	0	0	0	0
at Rhode Island	3	0-0	0-0	0-0	1-0-1	0	0	0	0	0	0
at UNLV	3	0-0	0-0	0-0	0-0-0	0	0	0	0	0	0
at W. Michigan											Did Not Play
MARIST											Did Not Play
at Brown											Did Not Play
UMASS	2	0-2	0-1	0-0	1-0-1	1	0	0	0	0	0
at Fairfield	3	0-0	0-0	0-0	0-0-0	0	0	0	0	0	0
SAC. HEART											Did Not Play
GEO. WASH.	0+	0-0	0-0	0-0	0-1-1	0	0	0	0	0	0
at Stony Brook											Did Not Play
Central Conn.	1	0-0	0-0	0-0	0-0-0	1	0	0	0	0	0
at N.C. State	8	1-3	1-3	0-0	0-0-0	0	0	1	0	1	3
at Lafayette	11	2-7	1-4	1-1	1-0-1	3	1	0	0	0	6
ARMY	7	0-3	0-0	0-0	0-1-1	0	0	1	0	0	0
BUCKNELL	16	0-2	0-1	1-2	1-1-2	2	1	1	0	2	1
NAVY	2	0-0	0-0	0-0	0-0-0	0	0	0	0	0	0
at American											Did Not Play
at Colgate	11	1-3	1-1	0-0	0-1-1	1	0	0	0	0	3
LEHIGH	19	1-3	1-2	2-2	1-1-2	2	1	4	0	0	5
LAFAYETTE	2	0-0	0-0	0-0	0-0-0	0	0	0	0	1	0
at Army	0+	0-0	0-0	0-0	0-1-1	0	0	0	0	0	0
at Bucknell	1	0-1	0-1	0-0	2-0-2	1	0	0	0	0	0
at Navy											Did Not Play
AMERICAN											Did Not Play
COLGATE	2	0-1	0-1	0-0	0-0-0	0	0	0	0	0	0
at Lehigh	3	0-0	0-0	0-0	0-0-0	0	0	0	0	0	0
at Bucknell #											Did Not Play
at Lafayette #											Did Not Play

Patriot League Tournament games

STEVENS' CAREER HIGHS

Points:	6 at Lafayette, 1/9/2010
Rebounds:	2 four times, last at Bucknell, 2/14/2010
Field Goals:	2 at Lafayette, 1/9/2010
Field Goal Attempts:	7 at Lafayette, 1/9/2010
Three-Pointers:	1 four times, last vs. Lehigh, 1/31/2010
Three-Point Attempts:	4 at Lafayette, 1/9/2010
Free Throws:	2 vs. Lehigh, 1/31/2010
Free Throw Attempts:	2 two times, last vs. Lehigh, 1/31/2010
Assists:	1 three times, last vs. Lehigh, 1/31/2010
Blocks:	1 vs. Harvard, 11/13/2009
Steals:	2 vs. Bucknell, 1/16/2010
Minutes Played:	19 vs. Lehigh, 1/31/2010

STEVENS' HOLY CROSS CAREER STATISTICS

Season	GP-GS	Min	Avg	—TOTAL—		—3-PTS—		FT-A	Pct	—REBOUNDS—				Pct	PF-FO	A	TO	Blk	Stl	Pts	Avg
				FG-A	Pct	3FG-A	Pct			Tot	Avg	PF-FO									
2009-2010	21-0	102	4.9	5-27	.185	4-16	.250	4-5	.800	7-8	15	0.7	13-0	3	8	1	4	18	0.9		

PLAYER PROFILES



STEVE CARVER
FRESHMAN • 6-8 • 215

FORWARD

SHAWNEE, KAN.

SHAWNEE MISSION NORTHWEST H.S.

- Looks to compete for time in the low post
- Combination forward
- Strong three-point shooter with a good feel for the game
- Can pass the ball well and has the ability to stretch defenses

HIGH SCHOOL:

- Played at Shawnee Mission Northwest High School for coach Ben Meseke
- Served as team captain during junior and senior seasons
- Selected first team All-State in both 2008-2009 and 2009-2010
- Named first team All-League and second team All-Metro as a senior
- Earned second team All-Sunflower League and second team All-Sun County honors as a junior
- Led Shawnee Mission Northwest to 2009 Kansas 6A state semifinals
- Helped lead Shawnee Mission Northwest to the Sunflower League championship as a sophomore
- Set school career records for points scored (1,115) and rebounds (481)
- During senior season, averaged 19.2 points, 8.9 rebounds, 2.1 assists, 1.8 blocked shots and 1.1 steals per game
- Averaged 13.5 points and 6.4 rebounds per game as a junior
- Selected for the Joy of the Game Academic All-American Showcase
- Earned a spot in the 2010 Kansas vs. Missouri Hy-Vee / Pepsi All-Star Game, and the 2010 Kansas Basketball Coaches Association All-Star Game
- Member of National Honor Society
- Played AAU ball for Spiece Mo.-Kan. Elite

PERSONAL:

- Son of Brad and Liza Carver
- Has one brother (Johnny)
- Has not yet declared a major



DAVE DUDZINSKI
FRESHMAN • 6-9 • 227

FORWARD

ELBURN, ILL.

KANELAND H.S.

- Looks to compete for time in the low post
- Has a good combination of size and skill
- Can play both inside and outside

HIGH SCHOOL:

- Played at Kaneland High School for head coach Brian Johnson

- Served as team captain during his senior season
- Named second team All-State by Illinois Basketball Coaches Association
- A three-time first team All-Western Sun Conference selection
- Selected All-Area by both the *Daily Herald* and the *Kane County Chronicle* in sophomore, junior and senior seasons
- Named Player of the Year by the *Kane County Chronicle* as a senior
- Led team to 17 wins during senior season, the school's most since 1999

- Broke the school record with 287 career blocked shots, while ranking fourth with 1,269 career points scored
- Averaged 16.3 points, 11.4 rebounds and 3.2 blocks during prep career
- Totaled 498 points and 342 rebounds as a senior, after recording 433 points and 284 rebounds during his junior season
- Also lettered in both baseball and football
- Member of National Honor Society
- Played AAU ball for Velocity Black

PERSONAL:

- Son of Barbara and David Dudzinski, Sr.
- Father played football at Northwestern University
- Mother swam at Northwestern, and earned first team All-Big 10 honors
- Has one sister (Katy) and one brother (Robbie)
- Has not yet declared a major



JOE O'SHEA
FRESHMAN • 6-4 • 190

GUARD

BURLINGTON, VT.

BURLINGTON H.S.

- Looks to compete for time on the perimeter
- A skilled left-handed shooter and passer
- Has a great feel for the game

HIGH SCHOOL:

- Played at Burlington High School for head coach Matt Johnson

- Led Burlington to an overall record of 89-5 during his four seasons
- Averaged 13.4 points and 5.0 rebounds as a junior
- Led his team to the 2008 and 2009 Vermont Division I state titles
- Team also posted a 24-0 record during his sophomore season, when he averaged 18.7 points per game
- Named Mr. Basketball in Vermont by the *Burlington Free Press* and the Vermont Basketball Coaches Association Player of the Year in 2008
- Selected as the 2010 Gatorade Vermont Player of the Year
- Set a school single-game record by scoring 45 points against Mount Anthony during his sophomore season, while making 10 three-pointers
- Played AAU ball for Expressions Elite

PERSONAL:

- Son of Tom and Amy O'Shea
- Father was the head basketball coach at St. Michael's College from 1997-2010
- Has two brothers (Connor and Brendan) and one sister (Caroline)
- Uncle, Tim O'Shea, is the head basketball coach at Bryant University
- Has not yet declared a major

2009-2010 FINAL STATISTICS

OVERALL STATISTICS: 9-22 RECORD 5-7 HOME, 3-14 AWAY, 1-1 NEUTRAL

Player	GP-GS	Min	Avg	—TOTAL—		—3-PTS—		—REBOUNDS—		PF-FO	A	TO	Blk	Stl	Pts	Avg			
				FG-A	Pct	3FG-A	Pct	FT-A	Pct								Off-Def	Tot	Avg
R.J. Evans	28-28	824	29.4	140-322	.435	7-35	.200	87-169	.515	61-81	142	5.1	82-5	74	86	6	18	374	13.4
Devin Brown	30-5	766	25.5	113-255	.443	64-143	.448	85-110	.773	10-54	64	2.1	54-2	35	48	2	13	375	12.5
Mike Cavataio	31-31	895	28.9	131-278	.471	9-32	.281	78-95	.821	48-121	169	5.5	67-0	69	59	18	17	349	11.3
Andrew Beinert	31-31	1036	33.4	100-248	.403	61-141	.433	64-83	.771	11-56	67	2.2	69-0	108	75	1	34	325	10.5
Andrew Keister	31-31	878	28.3	130-252	.516	0-1	.000	56-76	.737	98-179	277	8.9	92-1	51	72	18	14	316	10.2
Eric Meister	31-29	817	26.4	76-143	.531	0-0	.000	17-32	.531	65-108	173	5.6	55-1	21	31	21	14	169	5.5
Dee Goens	28-0	321	11.5	31-77	.403	8-25	.320	37-47	.787	2-25	27	1.0	38-0	24	31	3	11	107	3.8
Adam May	20-0	278	13.9	12-49	.245	8-30	.267	21-29	.724	11-21	32	1.6	39-1	14	15	3	3	53	2.7
Eric Obeysekere	16-0	150	9.4	12-22	.545	0-0	.000	3-4	.750	5-32	37	2.3	18-0	4	10	13	5	27	1.7
Phil Beans	28-0	166	5.9	11-30	.367	0-0	.000	10-10	1.000	10-16	26	0.9	23-0	6	6	2	1	32	1.1
Jordan Stevens	21-0	102	4.9	5-27	.185	4-16	.250	4-5	.800	7-8	15	0.7	13-0	3	8	1	4	18	0.9
Josh Jones	9-0	16	1.8	0-3	.000	0-0	.000	2-2	1.000	1-1	2	0.2	1-0	0	2	1	0	2	0.2
Charlie Mills	3-0	1	0.3	0-1	.000	0-0	.000	0-0	.000	0-0	0	0.0	0-0	0	0	0	0	0	0.0
Team										52-53	105	3.4	1-0		4				
Holy Cross	31-31	6250	—	761-1707	.446	161-423	.381	464-662	.701	381-755	1136	36.6	552-10	409	447	89	134	2147	69.3
Opponents	31-31	6250	—	796-1817	.438	218-617	.353	413-594	.695	352-656	1008	32.5	590-3	480	340	118	222	2223	71.7

Score By Periods	1st	2nd	OT	—	Total	Deadball Rebounds	Offensive	Defensive	Total
Holy Cross	984	1135	28	—	2147	Holy Cross	90	17	107
Opponents	1025	1171	27	—	2223	Opponents	78	17	95

PATRIOT LEAGUE STATISTICS: 5-9 RECORD 4-3 HOME, 1-6 AWAY

Player	GP-GS	Min	Avg	—TOTAL—		—3-PTS—		—REBOUNDS—		PF-FO	A	TO	Blk	Stl	Pts	Avg			
				FG-A	Pct	3FG-A	Pct	FT-A	Pct								Off-Def	Tot	Avg
Devin Brown	13-4	359	27.6	59-133	.444	31-72	.431	47-53	.887	6-23	29	2.2	24-1	10	18	1	6	196	15.1
R.J. Evans	11-11	298	27.1	53-111	.477	0-6	.000	26-53	.491	24-22	46	4.2	29-1	34	34	2	9	132	12.0
Andrew Keister	14-14	425	30.4	66-116	.569	0-1	.000	31-43	.721	52-101	153	10.9	43-0	26	35	7	10	163	11.6
Mike Cavataio	14-14	409	29.2	61-127	.480	5-18	.278	32-39	.821	15-48	63	4.5	29-0	37	23	7	8	159	11.4
Andrew Beinert	14-14	468	33.4	47-110	.427	29-58	.500	29-41	.707	5-20	25	1.8	32-0	58	31	1	19	152	10.9
Eric Meister	14-13	372	26.6	31-56	.554	0-0	.000	7-15	.467	30-47	77	5.5	23-0	12	11	13	7	69	4.9
Dee Goens	14-0	176	12.6	20-49	.408	6-18	.333	23-32	.719	0-10	10	0.7	20-0	15	16	2	6	69	4.9
Eric Obeysekere	8-0	113	14.1	10-17	.588	0-0	.000	3-4	.750	3-21	24	3.0	15-0	4	8	10	5	23	2.9
Adam May	5-0	65	13.0	1-9	.111	1-5	.200	4-6	.667	4-3	7	1.4	10-0	3	4	0	2	7	1.4
Jordan Stevens	11-0	74	6.7	4-20	.200	3-10	.300	4-5	.800	5-5	10	0.9	9-0	3	6	0	3	15	1.4
Phil Beans	11-0	59	5.4	3-9	.333	0-0	.000	2-2	1.000	3-3	6	0.5	8-0	2	2	1	0	8	0.7
Josh Jones	3-0	6	2.0	0-0	.000	0-0	.000	2-2	1.000	1-1	2	0.7	1-0	0	1	0	0	2	0.7
Charlie Mills	2-0	1	0.5	0-1	.000	0-0	.000	0-0	.000	0-0	0	0.0	0-0	0	0	0	0	0	0.0
Team										20-21	41	2.9	1-0		1				
Holy Cross	14-14	2825	—	355-758	.468	75-188	.399	210-295	.712	168-325	493	35.2	244-2	204	190	44	75	995	71.1
Opponents	14-14	2825	—	349-800	.436	100-287	.348	174-240	.725	154-273	427	30.5	259-1	222	163	43	90	972	69.4

Score By Periods	1st	2nd	OT	—	Total	Deadball Rebounds	Offensive	Defensive	Total
Holy Cross	442	543	10	—	995	Holy Cross	39	7	46
Opponents	437	520	15	—	972	Opponents	31	8	39

2009-2010 FINAL STATISTICS

GAME-BY-GAME RESULTS

DATE	TIME	OPPONENT	SCORE	ATTEND.	HIGH SCORER	HIGH REBOUNDER
11/13/09	7:00 p.m.	HARVARD	L, 77-87	3,189	22, Andrew Keister	8, Andrew Keister
11/17/09	7:00 p.m.	at St. Joseph's	L, 67-69	4,051	17, Devin Brown	11, Andrew Keister
11/20/09	9:00 p.m.	LOYOLA (ILL.,	L, 73-76	1,684	17, Andrew Beinert	8, Eric Meister
11/22/09	1:00 p.m.	at Rhode Island	L, 75-92	4,080	21, Andrew Keister	11, Andrew Keister
11/25/09	10:00 p.m.	at Nevada-Las Vegas	L, 59-80	10,946	13, R.J. Evans	13, Mike Cavataio
11/28/09	2:00 p.m.	at Western Michigan	L, 54-64	2,671	15, Mike Cavataio	12, Mike Cavataio
11/30/09	7:00 p.m.	MARIST	W, 68-56	1,393	19, Mike Cavataio	10, Andrew Keister
12/2/09	7:30 p.m.	at Brown (OT)	W, 85-79	1,009	21, Mike Cavataio	11, Andrew Keister
12/5/09	3:30 p.m.	Massachusetts #	L, 63-84	2,028	18, R.J. Evans	7, Eric Meister
12/9/09	7:00 p.m.	at Fairfield	L, 54-73	2,329	21, R.J. Evans	10, R.J. Evans
12/22/09	7:00 p.m.	SACRED HEART	L, 79-82	1,537	20, R.J. Evans	16, Eric Meister
12/28/09	7:00 p.m.	GEORGE WASHINGTON	L, 68-70	2,872	20, Devin Brown	8, Mike Cavataio
12/31/09	2:00 p.m.	at Stony Brook	L, 60-69	1,144	16, Andrew Beinert	18, Andrew Keister
1/2/10	5:00 p.m.	Central Connecticut State %	W, 70-53	7,111	19, Devin Brown	10, R.J. Evans
1/6/10	7:00 p.m.	at North Carolina State	L, 70-87	10,205	21, Devin Brown	9, Mike Cavataio
1/9/10	1:00 p.m.	at Lafayette *	L, 74-84	2,016	19, R.J. Evans	13, Andrew Keister
1/13/10	7:00 p.m.	ARMY *	L, 64-67	1,787	17, Andrew Keister	18, Andrew Keister
1/16/10	3:30 p.m.	BUCKNELL *	W, 82-69	2,829	29, Devin Brown	11, Eric Meister
1/20/10	7:00 p.m.	NAVY *	W, 79-60	2,080	20, R.J. Evans	11, Andrew Keister
1/23/10	2:00 p.m.	at American *	L, 64-71	2,743	19, Devin Brown	7, Andrew Keister
1/27/10	7:00 p.m.	at Colgate *	L, 68-69	879	19, Devin Brown	11, Andrew Keister
1/31/10	12:00 p.m.	LEHIGH *	L, 60-78	2,948	13, Dee Goens	14, Andrew Keister
2/6/10	3:30 p.m.	LAFAYETTE *	W, 73-46	2,272	15, R.J. Evans	10, Andrew Keister
2/10/10	7:00 p.m.	at Army *	W, 70-56	527	15, Mike Cavataio	10, Eric Meister
2/14/10	2:00 p.m.	at Bucknell *	L, 63-68	3,284	19, Devin Brown	9, Mike Cavataio
2/17/10	7:00 p.m.	at Navy *	L, 80-83	2,018	23, Devin Brown	9, Eric Meister
2/21/10	2:00 p.m.	AMERICAN *	W, 64-51	2,367	16, Devin Brown	7, Andrew Keister
2/24/10	7:00 p.m.	COLGATE * (OT)	L, 74-79	1,396	19, Mike Cavataio	14, Andrew Keister
2/27/10	7:00 p.m.	at Lehigh *	L, 80-91	1,623	21, Andrew Beinert	10, Andrew Keister
3/3/10	7:00 p.m.	at Bucknell !	W, 67-64	2,862	20, Mike Cavataio	8, Andrew Keister
3/7/10	1:00 p.m.	at Lafayette !	L, 63-66	2,034	21, R.J. Evans	9, Eric Meister

* Patriot League games | # DCU Center, Worcester, Mass. | % Mohegan Sun Arena, Uncasville, Conn. | ! Patriot League Tournament

ATTENDANCE SUMMARY

Site of Game	Games	Total	Average
Home	12	26,354	2,196
Away	17	54,421	3,201
Neutral	2	9,139	4,570
Total	31	89,914	2,900

2009-2010 FINAL STATISTICS

GAME-BY-GAME POINTS-REBOUNDS-ASSISTS

	Beans	Beinert	Brown	Cavataio	Evans	Goens	Jones	Keister	May	Meister	Mills	Obeyskere	Stevens
Harvard	2-1-0	7-4-4*	12-5-2	11-3-5*	12-2-2*	0-0-0	DNP	22-8-1*	5-3-1	6-3-4*	DNP	DNP	0-2-0
at St. Joseph's	0-0-0	7-0-4*	17-3-1	9-8-4*	16-9-3*	DNP	DNP	10-11-1*	2-4-1	6-9-0*	DNP	DNP	0-0-0
Loyola (Ill.)	0-0-1	17-6-6*	16-2-1	14-3-4*	11-5-3*	DNP	DNP	5-6-3*	1-1-0	9-8-2*	DNP	DNP	0-0-0
at Rhode Island	2-2-0	14-1-3*	12-1-4	8-2-1*	8-4-2*	2-1-0	0-0-0	21-11-1*	1-2-0	5-3-0*	DNP	2-1-0	0-1-0
at UNLV	6-1-0	8-1-1*	6-2-1	9-13-1*	13-3-3*	7-3-0	0-0-0	2-8-2*	5-3-1	3-3-0*	DNP	0-1-0	0-0-0
at W. Michigan	4-4-0	0-3-3*	4-1-1	15-12-1*	12-7-4*	0-0-0	DNP	10-4-1*	1-2-0	8-7-0*	DNP	DNP	DNP
Marist	0-0-0	8-4-5*	7-0-3	19-8-2*	7-0-4*	6-0-0	DNP	13-10-2*	4-0-0	4-8-0*	DNP	DNP	DNP
at Brown	0-0-0	15-4-2*	7-1-1	21-6-1*	17-10-2*	4-2-3	DNP	10-11-0*	5-3-1	6-1-0*	DNP	DNP	DNP
UMass	2-0-1	12-0-0*	3-3-2	6-3-2*	18-4-3*	1-3-1	0-0-0	12-4-1*	0-2-0	9-7-0*	0-0-0	0-2-0	0-1-0
at Fairfield	6-3-0	2-3-0*	4-0-0	3-3-0*	21-10-2*	4-1-1	0-0-0	4-4-0*	6-1-1	4-6-0*	DNP	0-0-0	0-0-0
Sacred Heart	2-3-0	2-0-5*	19-0-1	4-3-1*	20-5-1*	10-4-2	DNP	8-9-2*	0-1-1	14-16-1*	DNP	DNP	DNP
Geo. Wash.	0-0-0	13-2-3*	20-5-1	7-8-1*	16-7-4*	DNP	DNP	2-5-2*	9-2-4	1-2-0*	DNP	DNP	0-1-0
at Stony Brook	0-4-1	16-2-2*	7-2-1	6-8-2*	12-2-3*	0-0-0	DNP	13-18-0*	2-0-1	4-1-0*	DNP	DNP	DNP
Central Conn.	0-0-0	12-6-3*	19-4-3*	13-6-1*	16-10-0*	4-2-1	0-0-0	4-3-0*	0-0-0	2-5-1	DNP	0-0-0	0-0-0
at N.C. State	0-0-0	11-2-3*	21-5-3	11-9-3*	13-7-0*	0-0-0	0-0-0	4-8-6*	5-1-0	2-1-0*	DNP	0-0-0	3-0-0
at Lafayette	0-0-1	9-2-3*	18-3-0*	15-8-1*	19-5-1*	0-0-1	DNP	6-13-2*	1-2-1	0-3-0	DNP	DNP	6-1-1
Army	DNP	10-1-3*	13-1-0	11-5-3*	6-7-3*	5-1-1	DNP	17-18-2*	0-1-0	2-1-0*	DNP	DNP	0-1-0
Bucknell	6-4-1	10-0-2*	29-2-1	5-2-3*	15-2-4*	0-0-0	DNP	8-8-2*	DNP	8-11-1*	DNP	DNP	1-2-1
Navy	0-0-0	9-4-5*	8-1-0	15-1-1*	20-4-4*	3-4-4	DNP	13-11-1*	4-1-1	7-8-2*	DNP	DNP	0-0-0
at American	0-0-0	15-1-3*	19-6-2	7-4-1*	14-5-3*	0-0-1	DNP	7-7-2*	0-0-0	2-4-2*	DNP	DNP	DNP
at Colgate	0-0-0	8-2-6*	19-2-1	12-7-9*	1-0-0*	9-1-0	DNP	8-11-1*	2-3-1	6-5-0*	DNP	DNP	3-1-0
Lehigh	0-0-0	9-0-1*	9-2-1*	2-2-1*	DNP	13-0-1	2-1-0	12-14-3*	DNP	6-7-0*	0-0-0	2-3-0	5-2-1
Lafayette	0-0-0	10-2-5*	5-1-0	8-5-2*	15-8-6*	9-2-0	0-1-0	14-10-1*	DNP	8-10-4*	0-0-0	4-3-1	0-0-0
at Army	DNP	13-4-3*	9-3-1	15-9-4*	14-4-4*	1-0-0	DNP	8-4-1*	DNP	10-9-0*	DNP	0-0-1	0-1-0
at Bucknell	DNP	7-1-2*	19-2-1	17-4-0*	13-5-2*	3-0-0	DNP	2-7-1*	DNP	0-4-0*	DNP	2-6-0	0-2-0
at Navy	0-1-0	8-5-9*	23-1-2	10-4-2*	2-2-2*	3-1-2	DNP	22-14-4*	DNP	8-7-1*	DNP	4-3-0	DNP
American	0-0-0	8-2-4*	16-4-1*	6-3-2*	DNP	10-0-1	DNP	15-18-2*	DNP	6-2-1*	DNP	3-3-0	DNP
Colgate	2-0-0	15-0-10*	9-1-0*	19-4-5*	DNP	4-1-2	DNP	17-10-2*	DNP	2-5-0*	DNP	6-2-1	0-0-0
at Lehigh	0-1-0	21-1-2*	DNP	17-5-3*	13-4-5*	9-0-2	0-0-0	14-8-2*	DNP	4-1-1*	DNP	2-4-1	0-0-0
at Bucknell	0-2-1	19-1-3*	3-1-0	20-4-2*	9-4-1*	0-1-1	DNP	7-0-2*	DNP	9-9-1*	DNP	0-6-0	DNP
at Lafayette	0-0-0	10-3-3*	2-0-0	14-7-1*	21-7-3*	0-0-0	DNP	6-4-1*	DNP	8-7-0*	DNP	2-3-0	DNP

* indicates starters | Home games listed in bold

2009-2010 HONORS & AWARDS

DEVIN BROWN

AT&T Crusader of the Week (Jan. 18)

R.J. EVANS

Patriot League / Anaconda Player of the Week (Dec. 28)

DEE GOENS

Patriot League Academic Honor Roll

JOSH JONES

Patriot League Academic Honor Roll

ANDREW KEISTER

All-Patriot League (second team)

Jesuit All-Academic (honorable mention)

Patriot League Academic Honor Roll

Martin J. O'Malley Award

Patriot League / Anaconda Player of the Week (Feb. 22)

ERIC MEISTER

Richard J. Maloney Award

AT&T Crusader of the Week (Dec. 28)

2009-2010 PATRIOT LEAGUE STANDINGS

Team	Patriot League		Overall	
	W-L	Pct.	W-L	Pct.
1. Lehigh	10-4	.714	22-11	.667
2. Bucknell	9-5	.643	14-17	.452
3. Lafayette	8-6	.571	19-13	.594
4. Navy	7-7	.500	13-17	.433
American	7-7	.500	11-20	.455
6. Colgate	6-8	.429	10-19	.345
7. <i>Holy Cross</i>	5-9	.357	9-22	.290
8. Army	4-10	.286	14-15	.483

2009-2010 Box Scores

Harvard Holy Cross 87 77

November 13, 2009 • Hart Center

Harvard	min	fg-a	ft-a	o-reb	ast	pf	tp
Kenyi, f	9	1-3	1-2	0-0	0	0	3
Miller, f	7	1-2	0-2	1-0	0	0	2
Wright, c	23	5-7	1-1	1-4	1	0	11
Lin, g	22	6-11	10-13	0-3	7	3	24
McNally, g	29	2-2	6-6	0-2	4	3	11
Webster, g	14	1-4	0-0	1-2	1	0	2
Curry	15	1-3	0-0	0-0	4	0	2
Van Nest	11	1-5	0-0	0-1	0	3	3
Giger	21	4-7	1-3	0-3	1	4	13
Casey	22	4-6	4-6	1-5	2	4	12
Magnarelli	17	1-2	2-2	1-6	0	2	4
Team				2-6			
Totals	200	27-52	25-35	8-34	20	19	87

Holy Cross	min	fg-a	ft-a	o-reb	ast	pf	tp
Cavataio, f	23	5-6	0-0	1-3	5	1	11
Keister, f	30	8-13	6-7	5-8	1	4	22
Meister, c	33	3-4	0-0	1-3	4	2	6
Evans, g	22	4-12	4-5	0-2	2	5	12
Beinert, g	36	3-12	0-0	0-4	4	2	7
Goens	2	0-0	0-0	0-0	0	2	0
Brown	31	4-12	2-5	0-5	2	5	12
May	14	1-2	2-2	1-3	1	2	5
Stevens	5	0-1	0-0	0-2	0	1	0
Beans	4	1-1	0-0	0-1	0	0	2
Team				2-3			
Totals	200	29-63	14-19	10-34	19	24	77

Harvard 34 53 — 87
Holy Cross 30 47 — 77

FG Pct.: Harvard 51.9, Holy Cross 46.0
3FG Pct.: Harvard 42.1, Holy Cross 26.3
FT Pct.: Harvard 71.4, Holy Cross 73.7
3FGs: Harvard 8-19 (Giger 4-6, Lin 2-5, McNally 1-1, Van Nest 1-3, Kenyi 0-1, Webster 0-1, Curry 0-1, Casey 0-1), Holy Cross 5-19 (Brown 2-7, Cavataio 1-1, May 1-2, Beinert 1-6, Stevens 0-1, Evans 0-2)
Turnovers: Harvard 10 (McNally 2, Casey 2, Kenyi, Wright, Lin, Webster, Curry, Magnarelli), Holy Cross 10 (Evans 3, Meister 2, May 2, Cavataio, Keister, Beinert)
Blocked Shots: Harvard 4 (Casey 2, Wright, Magnarelli), Holy Cross 3 (Keister, Stevens, Beans)
Steals: Harvard 4 (Lin, Webster, Curry, Giger), Holy Cross 5 (Cavataio 2, Beinert 2, Meister)
Attendance: 3,189
Records: Harvard 1-0; Holy Cross 0-1

St. Joseph's Holy Cross 69 67

November 17, 2009 • Hagan Arena

Holy Cross	min	fg-a	ft-a	o-reb	ast	pf	tp
Cavataio, f	27	3-9	2-2	3-8	4	2	9
Keister, f	32	5-10	0-0	5-11	1	2	10
Meister, c	30	3-6	0-0	3-9	0	1	6
Evans, g	38	7-19	0-2	2-9	3	2	16
Beinert, g	24	3-7	0-0	0-4	4	7	7
Brown	28	7-15	1-2	2-3	1	3	17
May	17	0-7	2-2	2-4	1	2	2
Stevens	1	0-0	0-0	0-0	0	1	0
Beans	3	0-0	0-0	0-0	0	1	0
Team				5-6			
Totals	200	28-73	5-8	22-50	14	18	67

St. Joe's	min	fg-a	ft-a	o-reb	ast	pf	tp
Williamson, f	32	2-6	3-4	0-4	4	4	7
Hilliard, f	32	3-6	5-6	3-6	1	3	11
O'Brien, c	28	5-7	0-2	2-10	1	4	10
Prescott, g	23	2-3	3-4	0-1	3	1	9
Govens, g	34	3-14	0-0	2-3	2	3	7
Bentley	8	1-4	0-0	0-0	0	1	3
Jones	25	6-11	5-7	0-3	1	1	18
Irwin	12	1-4	0-0	1-2	1	0	2
Baptiste	6	1-2	0-0	0-0	0	0	2
Team				2-6			
Totals	200	24-57	16-23	9-33	13	17	69

Holy Cross 31 36 — 67
St. Joe's 37 32 — 69

FG Pct.: Holy Cross 38.4, St. Joe's 42.1
3FG Pct.: Holy Cross 27.3, St. Joe's 31.3
FT Pct.: Holy Cross 62.5, St. Joe's 69.6
3FGs: Holy Cross 6-22 (Brown 2-5, Evans 2-6, Beinert 1-2, Cavataio 1-3, May 0-6), St. Joe's 5-16 (Prescott 2-3, Bentley 1-2, Jones 1-3, Govens 1-6, Irwin 0-2)
Turnovers: Holy Cross 16 (Evans 5, Keister 3, Meister 2, Brown 2, Cavataio, Beinert, May, Stevens), St. Joe's 11 (Williamson 4, O'Brien 2, Hilliard, Prescott, Govens, Bentley, Jones)
Blocked Shots: Holy Cross 3 (Cavataio 2, Keister), St. Joe's 7 (Williamson 3, O'Brien 2, Hilliard, Baptiste)
Steals: Holy Cross 4 (Evans 2, Meister, Beinert), St. Joe's 7 (Williamson 2, O'Brien 2, Prescott 2, Hilliard)
Attendance: 4,051
Records: Holy Cross 0-2; St. Joe's 2-0

Loyola (Ill.) Holy Cross 76 73

November 20, 2009 • Hart Center

Loyola	min	fg-a	ft-a	o-reb	ast	pf	tp
McCannon, f	10	0-3	0-0	1-2	0	1	0
Averkamp, f	23	4-8	0-0	1-2	0	4	8
Polka, c	23	2-7	1-2	3-6	1	4	5
Stanley, g	37	3-5	2-4	0-4	1	3	10
Hill, g	27	3-14	0-0	4-8	0	4	7
Van Weelden	34	4-6	2-2	0-3	3	2	13
Thomas	22	5-7	1-2	1-3	2	2	16
Gibler	25	6-12	4-5	3-8	0	3	17
Team				0-1			
Totals	200	27-62	10-15	13-37	17	23	76

Holy Cross	min	fg-a	ft-a	o-reb	ast	pf	tp
Cavataio, f	31	5-10	4-4	1-3	4	4	14
Keister, f	20	2-4	1-2	2-6	3	4	5
Meister, c	26	4-6	1-2	5-8	2	0	9
Evans, g	36	3-14	5-8	2-5	3	3	11
Beinert, g	38	5-8	3-6	1-6	6	1	17
Brown	31	5-10	2-4	0-2	1	2	16
May	11	0-2	1-2	0-1	0	3	1
Stevens	2	0-1	0-0	0-0	0	0	0
Beans	5	0-1	0-0	0-0	1	1	0
Team				1-2			
Totals	200	24-56	17-28	12-33	20	18	73

Loyola 30 46 — 76
Holy Cross 34 39 — 73

FG Pct.: Loyola 43.5, Holy Cross 42.9
3FG Pct.: Loyola 54.5, Holy Cross 42.1
FT Pct.: Loyola 66.7, Holy Cross 60.7
3FGs: Loyola 12-22 (Thomas 5-7, Van Weelden 3-3, Stanley 2-3, Gibler 1-3, Hill 1-4, McCannon 0-2), Holy Cross 8-19 (Beinert 4-6, Brown 4-8, Cavataio 0-1, Stevens 0-1, Evans 0-3)
Turnovers: Loyola 14 (Stanley 4, Polka 3, Hill 3, Gibler 2, McCannon, Averkamp), Holy Cross 12 (Evans 5, Brown 5, Keister, Meister)
Blocked Shots: Loyola 2 (Polka, Hill), Holy Cross 5 (Keister 3, Cavataio, Meister)
Steals: Loyola 6 (McCannon 2, Polka, Hill, Van Weelden, Gibler), Holy Cross 7 (Beinert 3, Brown 2, Cavataio, May)
Attendance: 1,684
Records: Loyola 2-1; Holy Cross 0-3

Rhode Island Holy Cross 92 75

November 22, 2009 • Ryan Center

Holy Cross	min	fg-a	ft-a	o-reb	ast	pf	tp
Cavataio, f	28	4-7	0-0	0-2	1	2	8
Keister, f	31	9-14	3-3	3-11	1	2	21
Meister, c	24	2-4	1-2	1-3	0	2	5
Evans, g	24	2-8	4-11	0-4	2	2	8
Beinert, g	34	6-10	0-0	1-1	3	2	14
Goens	3	1-3	0-0	0-1	0	0	2
Brown	31	3-9	3-6	0-1	4	1	12
May	15	0-2	1-2	1-2	0	5	1
Stevens	3	0-0	0-0	1-1	0	0	0
Obeysekere	1	1-1	0-0	1-1	0	0	2
Jones	2	0-1	0-0	0-0	0	0	0
Beans	4	0-1	2-2	1-2	0	0	2
Team				1-4			
Totals	200	28-60	14-26	10-33	11	16	75

URI	min	fg-a	ft-a	o-reb	ast	pf	tp
Ulmer, f	24	4-7	5-7	2-4	2	2	15
James, f	31	9-13	2-4	0-8	1	3	21
Martell, c	23	3-5	3-6	3-8	0	3	9
Jones, g	22	4-10	0-0	0-0	3	1	10
Cothran, g	27	4-10	3-6	1-2	6	1	11
Mejia	18	1-3	2-2	0-0	3	3	4
Wilson	13	2-3	0-0	3-8	3	3	4
Richmond	15	4-8	0-0	1-2	0	2	10
Outerbridge	17	0-3	2-2	1-4	0	3	2
Malesevic	7	3-3	0-0	1-1	0	1	8
Brooks	3	0-1	0-0	0-0	0	0	0
Team				1-3			
Totals	200	34-66	17-27	13-40	18	22	92

Holy Cross 33 42 — 75
URI 51 41 — 92

FG Pct.: Holy Cross 46.7, URI 51.5
3FG Pct.: Holy Cross 33.3, URI 41.2
FT Pct.: Holy Cross 53.8, URI 63.0
3FGs: Holy Cross 5-15 (Brown 3-6, Beinert 2-5, Cavataio 0-1, Evans 0-1, Goens 0-1, May 0-1), URI 7-17 (Malesevic 2-2, Jones 2-5, Richmond 2-5, James 1-2, Ulmer 0-1, Cothran 0-1, Mejia 0-1)
Turnovers: Holy Cross 10 (Beinert 3, Cavataio 2, Evans 2, Keister, Meister, May), URI 8 (Cothran 2, Mejia 2, Ulmer, James, Richmond, Outerbridge)
Blocked Shots: Holy Cross 2 (Meister, May), URI 4 (Outerbridge 4)
Steals: Holy Cross 3 (Cavataio, Beinert, Brown), URI 7 (Ulmer 2, James 2, Jones, Cothran, Mejia)
Attendance: 4,080
Records: Holy Cross 0-4; URI 2-0

Nevada-Las Vegas Holy Cross 80 59

November 25, 2009 • Thomas & Mack Center

Holy Cross	min	fg-a	ft-a	o-reb	ast	pf	tp
Cavataio, f	23	4-10	1-1	6-13	1	4	9
Keister, f	26	1-7	0-1	4-8	2	2	2
Meister, c	17	1-2	1-2	0-3	0	0	3
Evans, g	32	4-11	4-12	1-3	3	3	13
Beinert, g	30	2-6	3-3	0-1	1	1	8
Goens	18	1-2	4-4	0-3	0	2	7
Brown	23	2-5	0-0	0-2	1	3	6
May	13	1-1	3-4	0-3	1	3	5
Stevens	3	0-0	0-0	0-0	0	0	0
Obeysekere	2	0-0	0-0	0-1	0	1	0
Jones	3	0-0	0-0	0-0	0	0	0
Beans	10	1-1	4-4	1-1	0	0	6
Team				1-2			
Totals	200	17-45	20-31	13-40	9	19	59

UNLV	min	fg-a	ft-a	o-reb	ast	pf	tp
Jasper, f	18	1-4	2-4	0-2	3	2	4
Stanback, f	25	2-5	3-4	2-5	0	2	7
Massamba, c	14	2-2	2-3	2-3	0	3	6
Bellfield, g	21	5-12	0-0	1-4	3	4	13
Willis, g	28	7-11	0-0	2-6	3	3	14
Wallace	11	1-4	0-0	2-2	2	2	2
Marshall	20	6-9	2-5	0-1	3	2	14
Norman	2	0-0	0-0	0-0	0	0	0
Hanni	2	0-1	0-0	1-1	0	0	0
Martinez	1	0-1	0-0	0-0	0	0	0
Jones	14	0-1	0-0	0-0	0	1	

2009-2010 Box Scores

Massachusetts 84 Holy Cross 63

December 5, 2009 • DCU Center

UMass	min	fg-a	ft-a	o-reb	ast	pf	tp
Gibbs, f	23	2-3	2-2	1-5	4	1	7
Vinson, f	13	1-4	0-0	0-0	0	2	2
Se. Carter, c	14	2-5	1-1	0-3	0	4	3
Harris, g	30	6-10	3-3	0-2	6	2	19
Gurley, g	26	7-12	2-2	0-5	3	0	18
Mongo, g	1	0-0	0-0	0-0	0	0	0
Farrell	11	2-3	0-0	0-3	0	1	4
Correia	17	2-3	0-0	0-1	3	1	6
Lang	3	1-1	0-0	0-1	0	1	2
Sa. Carter	17	2-6	0-0	0-4	1	0	5
Riley	17	4-11	2-4	2-5	1	2	12
Bailey	16	2-2	0-0	4-8	0	4	4
Hill	12	0-2	0-0	0-2	0	2	0
Team					1-1		
Totals	200	31-62	10-12	8-41	18	20	84

Holy Cross	min	fg-a	ft-a	o-reb	ast	pf	tp
Cavataio, f	27	3-7	0-2	1-3	2	1	6
Keister, f	26	4-8	4-6	4-4	1	2	12
Meister, c	30	4-9	1-3	2-7	0	2	9
Evans, g	34	6-14	6-10	0-4	3	5	18
Beinert, g	28	3-9	4-4	0-0	0	0	12
Goens	12	0-2	1-2	0-3	1	2	1
Brown	21	1-6	0-0	1-3	2	1	3
May	10	0-0	0-0	0-2	0	1	0
Mills	0+	0-0	0-0	0-0	0	0	0
Stevens	2	0-2	0-0	1-1	0	0	0
Obeyesekere	2	0-0	0-0	0-2	0	0	0
Jones	2	0-1	0-0	0-0	0	0	0
Beans	6	0-1	2-2	0-0	1	0	2
Team					1-3		
Totals	200	21-59	18-29	10-32	10	15	63

UMass 49 35 — 84
Holy Cross 34 29 — 63
FG Pct.: UMass 50.0, Holy Cross 35.6
3FG Pct.: UMass 46.2, Holy Cross 37.5
FT Pct.: UMass 83.3, Holy Cross 62.1
3FGs: UMass 12-26 (Harris 4-6, Correia 2-2, Gurley 2-3, Riley 2-6, Gibbs 1-2, Sa. Carter 1-3, Vinson 0-2, Hill 0-2), Holy Cross 3-8 (Beinert 2-5, Brown 1-2, Stevens 0-1)
Turnovers: UMass 11 (Harris 4, Gibbs 2, Se. Carter 2, Gurley, Riley, Bailey), Holy Cross 7 (Meister 2, Beinert 2, Cavataio, Brown, Obeyesekere)
Blocked Shots: UMass 4 (Bailey 3, Sa. Carter), Holy Cross 2 (Meister, Goens)
Steals: UMass 5 (Gibbs 2, Se. Carter, Mongo, Bailey), Holy Cross 5 (Beinert 3, Cavataio, Meister)
Attendance: 2,028
Records: UMass 4-4; Holy Cross 2-7

FG Pct.: SHU 45.6, Holy Cross 43.9
3FG Pct.: SHU 33.3, Holy Cross 43.9
FT Pct.: SHU 66.7, Holy Cross 78.9
3FGs: SHU 4-12 (Litke 2-5, Hassan 1-3, Hardy 1-4), Holy Cross 6-12 (Brown 5-7, Goens 1-1, Evans 0-1, Beinert 0-3)
Turnovers: SHU 10 (Potter 2, Greenbacker 2, Hassan, Sahran, Hardy, Litke, Zazuri, Dulaire), Holy Cross 23 (Keister 6, Cavataio 5, Meister 4, Beinert 3, Brown 2, Evans, Goens, May)
Blocked Shots: SHU 6 (Potter 4, Dulaire 2), Holy Cross 3 (Cavataio, Meister, Evans)
Steals: SHU 15 (Hassan 5, Dulaire 4, Hardy 3, Litke 2, Thompson), Holy Cross 5 (Brown 2, Meister, Beinert, Goens)
Attendance: 1,537
Records: Sacred Heart 7-4; Holy Cross 2-9

Sacred Heart 82 Holy Cross 79

December 22, 2009 • Hart Center

SHU	min	fg-a	ft-a	o-reb	ast	pf	tp
Hassan, f	38	7-16	3-5	1-4	3	2	18
Sahran, f	18	1-3	0-0	0-2	0	3	2
Potter, c	28	4-12	3-4	6-13	0	3	11
Thompson, g	17	1-3	3-4	0	3	1	5
Hardy, g	35	5-14	2-2	2-3	3	1	13
Litke	24	7-10	3-5	1-1	0	2	19
Zazuri	8	2-2	0-0	0-0	2	1	4
Marshall	2	1-2	0-0	0-1	0	0	2
Greenbacker	10	0-2	2-2	0-1	0	2	2
Dulaire	20	3-4	0-2	2-3	0	2	6
Team					4-5		
Totals	200	31-68	16-24	16-34	11	17	82

Holy Cross	min	fg-a	ft-a	o-reb	ast	pf	tp
Cavataio, f	21	2-7	0-0	2-3	1	0	4
Keister, f	21	3-9	2-2	3-9	2	1	8
Meister, c	38	7-13	0-0	7-16	1	3	14
Evans, g	31	8-15	4-7	3-5	1	3	20
Beinert, g	28	0-5	2-2	0-0	5	4	2
Goens	15	3-4	3-3	2-4	2	4	10
Brown	30	5-9	4-5	0-0	1	1	19
May	4	0-0	0-0	0-1	1	1	0
Beans	12	1-4	0-0	2-3	0	3	2
Team					3-6		
Totals	200	29-66	15-19	22-47	14	20	79

SHU 45 45 — 82
Holy Cross 44 35 — 79
FG Pct.: SHU 45.6, Holy Cross 43.9
3FG Pct.: SHU 33.3, Holy Cross 43.9
FT Pct.: SHU 66.7, Holy Cross 78.9
3FGs: SHU 4-12 (Litke 2-5, Hassan 1-3, Hardy 1-4), Holy Cross 6-12 (Brown 5-7, Goens 1-1, Evans 0-1, Beinert 0-3)
Turnovers: SHU 10 (Potter 2, Greenbacker 2, Hassan, Sahran, Hardy, Litke, Zazuri, Dulaire), Holy Cross 23 (Keister 6, Cavataio 5, Meister 4, Beinert 3, Brown 2, Evans, Goens, May)
Blocked Shots: SHU 6 (Potter 4, Dulaire 2), Holy Cross 3 (Cavataio, Meister, Evans)
Steals: SHU 15 (Hassan 5, Dulaire 4, Hardy 3, Litke 2, Thompson), Holy Cross 5 (Brown 2, Meister, Beinert, Goens)
Attendance: 1,537
Records: Sacred Heart 7-4; Holy Cross 2-9

FG Pct.: SHU 45.6, Holy Cross 43.9
3FG Pct.: SHU 33.3, Holy Cross 43.9
FT Pct.: SHU 66.7, Holy Cross 78.9
3FGs: SHU 4-12 (Litke 2-5, Hassan 1-3, Hardy 1-4), Holy Cross 6-12 (Brown 5-7, Goens 1-1, Evans 0-1, Beinert 0-3)
Turnovers: SHU 10 (Potter 2, Greenbacker 2, Hassan, Sahran, Hardy, Litke, Zazuri, Dulaire), Holy Cross 23 (Keister 6, Cavataio 5, Meister 4, Beinert 3, Brown 2, Evans, Goens, May)
Blocked Shots: SHU 6 (Potter 4, Dulaire 2), Holy Cross 3 (Cavataio, Meister, Evans)
Steals: SHU 15 (Hassan 5, Dulaire 4, Hardy 3, Litke 2, Thompson), Holy Cross 5 (Brown 2, Meister, Beinert, Goens)
Attendance: 1,537
Records: Sacred Heart 7-4; Holy Cross 2-9

George Washington 70 Holy Cross 68

December 28, 2009 • Hart Center

GW	min	fg-a	ft-a	o-reb	ast	pf	tp
Ware, f	23	3-8	2-5	3-4	1	2	8
Hollis, f	21	7-14	4-4	3-5	1	4	19
Opoku, c	20	0-1	2-3	0-5	0	1	2
Taylor, g	36	3-8	2-4	1-5	5	2	10
Kromah, g	15	2-7	0-2	1-2	1	4	4
Smith	21	5-11	2-2	2-6	0	1	13
King	14	0-2	0-0	0-0	3	1	0
Bynes	19	2-4	2-2	0-0	0	2	6
Pellom	11	0-4	0-0	0-2	0	0	0
Edwards	9	1-1	0-0	1-3	0	1	2
Katuka	11	2-3	2-2	1-3	0	4	6
Team					1-4		
Totals	200	25-63	16-24	13-39	11	22	70

Holy Cross	min	fg-a	ft-a	o-reb	ast	pf	tp
Cavataio, f	27	2-8	3-6	2-8	1	3	7
Keister, f	24	1-2	0-2	2-5	2	3	2
Meister, c	22	0-6	1-2	1-2	0	2	1
Evans, g	35	7-13	2-7	2-7	4	5	16
Beinert, g	36	4-9	3-3	0-2	0	0	13
Brown	22	6-11	3-4	0-5	1	1	20
May	28	2-4	3-4	1-2	4	4	9
Stevens	0+	0-0	0-0	0-1	0	0	0
Beans	6	0-0	0-0	0-0	0	1	0
Team					2-4		
Totals	200	22-53	15-28	10-36	15	19	68

GW 36 34 — 70
Holy Cross 22 46 — 68
FG Pct.: GW 39.7, Holy Cross 41.5
3FG Pct.: GW 20.0, Holy Cross 50.0
FT Pct.: GW 42.0 (Taylor 2-4, Hollis 1-4, Smith 1-5, Ware 0-1, Bynes 0-1, King 0-2, Kromah 0-3), Holy Cross 9-18 (Brown 5-7, May 2-3, Beinert 2-7, Cavataio 0-1)
Turnovers: GW 8 (Opoku 3, Ware, Hollis, Taylor, Bynes, Team), Holy Cross 13 (Cavataio 4, Evans 3, Brown 3, Beinert 2, May)
Blocked Shots: GW 3 (Edwards 2, Kromah), Holy Cross 3 (Cavataio, Meister, Evans)
Steals: GW 3 (Taylor, Kromah, Smith), Holy Cross 2 (Keister, Beinert)
Attendance: 2,872
Records: GW 9-2; Holy Cross 2-10

Stony Brook 69 Holy Cross 60

December 31, 2009 • Pritchard Gymnasium

Holy Cross	min	fg-a	ft-a	o-reb	ast	pf	tp
Cavataio, f	30	3-7	0-0	3-8	2	2	6
Keister, f	34	6-8	1-2	4-18	0	3	13
Meister, c	14	2-2	0-0	1-1	0	1	4
Evans, g	28	4-11	4-7	0-2	3	4	12
Beinert, g	37	5-10	2-2	0-2	2	3	16
Goens	5	0-0	0-0	0-0	0	0	0
Brown	26	1-7	4-5	0-2	1	2	7
May	13	1-4	0-1	0-0	1	2	2
Beans	13	0-2	0-0	1-4	1	2	0
Team					2-4		
Totals	200	22-51	11-17	11-41	10	19	60

SBU	min	fg-a	ft-a	o-reb	ast	pf	tp
Brenton, f	31	5-11	8-9	4-11	3	3	18
El-Amin, f	28	3-14	4-4	0-4	2	2	12
Joyner, c	26	4-7	4-7	2-4	3	3	12
Dougher, g	34	7-9	0-0	1-2	2	0	18
Rouse, g	16	1-5	0-0	1-1	4	4	3
Preboye	9	0-2	0-0	2-4	0	1	0
Carter	9	0-1	0-0	0-0	0	0	0
Castellanos	9	0-1	0-0	0-2	1	0	0
Martin	24	3-10	0-3	3-4	1	4	6
Goba	14	0-1	0-0	0-0	0	2	0
Team					1-3		
Totals	200	23-61	16-23	13-35	16	19	69

Holy Cross 30 30 — 60
SBU 38 31 — 69
FG Pct.: Holy Cross 43.1, SBU 37.7
3FG Pct.: Holy Cross 33.3, SBU 36.8
FT Pct.: Holy Cross 64.7, SBU 69.6
3FGs: Holy Cross 5-15 (Beinert 4-5, Brown 1-6, Evans 0-2, May 0-2), SBU 7-19 (Dougher 4-5, El-Amin 2-6, Rouse 1-4, Carter 0-1, Martin 0-1, Brenton 0-2)
Turnovers: Holy Cross 18 (Keister 4, Evans 4, Beinert 3, Goens 2, Cavataio, Meister, Brown, May, Beans), SBU 8 (Brenton 2, Preboye 2, Martin 2, Dougher, Rouse)
Blocked Shots: Holy Cross 1 (Keister), SBU 2 (El-Amin, Martin)
Steals: Holy Cross 2 (Cavataio, Brown), SBU 12 (El-Amin 6, Brenton, Dougher, Rouse, Castellanos, Martin, Goba)
Attendance: 1,144
Records: Holy Cross 2-11; SBU 8-5

FG Pct.: Holy Cross 43.1, SBU 37.7
3FG Pct.: Holy Cross 33.3, SBU 36.8
FT Pct.: Holy Cross 64.7, SBU 69.6
3FGs: Holy Cross 5-15 (Beinert 4-5, Brown 1-6, Evans 0-2, May 0-2), SBU 7-19 (Dougher 4-5, El-Amin 2-6, Rouse 1-4, Carter 0-1, Martin 0-1, Brenton 0-2)
Turnovers: Holy Cross 18 (Keister 4, Evans 4, Beinert 3, Goens 2, Cavataio, Meister, Brown, May, Beans), SBU 8 (Brenton 2, Preboye 2, Martin 2, Dougher, Rouse)
Blocked Shots: Holy Cross 1 (Keister), SBU 2 (El-Amin, Martin)
Steals: Holy Cross 2 (Cavataio, Brown), SBU 12 (El-Amin 6, Brenton, Dougher, Rouse, Castellanos, Martin, Goba)
Attendance: 1,144
Records: Holy Cross 2-11; SBU 8-5

Holy Cross 70 Central Connecticut State 53

January 2, 2010 • Mohegan Sun Arena

Holy Cross	min	fg-a	ft-a	o-reb	ast	pf	tp
Cavataio, f	29	6-8	1-3	0-6	1	1	13
Evans, f	29	7-10	2-7	5-10	0	4	16
Keister, c	24	2-7	0-0	2-3	0	3	4
Brown, g	34	7-13	3-3	0-4	3	1	19
Beinert, g	37	4-8	2-2	2-6	3	3	12
Goens	18	2-2	0-0	0-2	1	4	4
May	4	0-2	0-0	0-0	0	2	0
Stevens	1	0-0	0-0	0-0	0	0	0
Obeyesekere	1	0-0	0-0	0-0	0	0	0
Jones	1	0-1	0-0	0-0	0	0	0
Beans	2	0-0	0-0	0-0	0	0	0
Meister	20	1-2	0-0	1-5	1	2	2
Team					0-6		
Totals	200	29-53	8-15	10-42	9	21	70

CCSU	min	fg-a	ft-a	o-reb	ast	pf	tp
Simmons, f	28	5-10	3-4	6-11	0	1	13
Ptacek, f	23	2-9	3-3	1-1	2	3	7
Deans, c	13	1-3	0-0	0-0	1	1	2
Rosario, g	23	3-8	2-3	0-1	2	2	10
Thompson, g	30	4-10	3-4	1-5	2	0	11
Tull	4	1-1	4-6	0-0	0	0	6
Efese	24	0-3	0-1	1-4	0	2	0
Bailey	17	0-1	0-0	0-0	1	1</	

2009-2010 Box Scores

Army Holy Cross 67 64

January 13, 2010 • Hart Center

Army	min	fg-a	ft-a	o-reb	ast	pf	tp
Richard, f	36	5-14	4-4	2-7	6	1	14
Hence, f	26	0-0	0-0	1-4	1	2	0
Walker, c	24	3-7	0-0	0-1	0	3	6
Simmons, g	29	6-12	1-2	1-1	2	3	17
Miller, g	35	9-16	0-0	0-1	5	2	22
McDonald	5	1-1	0-0	0-0	0	1	2
Zastoupil	16	1-2	0-0	2-3	0	3	2
Hedgecock	4	0-1	0-0	0-0	0	1	0
Ellis	14	0-3	0-0	1-4	0	2	0
Sizemore	11	1-4	0-0	3-4	0	0	2
Thompson	0+	1-1	0-0	0-0	0	0	2
Team				1-3			
Totals	200	27-61	5-6	11-28	14	18	67

Holy Cross	min	fg-a	ft-a	o-reb	ast	pf	tp
Cavataio, f	26	4-8	3-4	2-5	3	0	11
Keister, f	34	7-8	3-5	6-18	2	1	17
Meister, c	13	1-3	0-0	1-1	0	2	2
Evans, g	29	1-4	4-6	3-7	3	3	6
Beinert, g	31	2-4	4-4	0-1	3	2	10
Goens	13	1-3	2-2	0-1	1	0	5
Brown	30	4-13	3-3	0-1	0	1	13
May	17	0-2	0-0	1-1	0	0	0
Stevens	7	0-3	0-0	0-1	0	0	0
Team				1-3			
Totals	200	20-48	19-24	13-37	12	10	64

Army	32	35	—	67
Holy Cross	32	32	—	64

FG Pct.: Army 44.3, Holy Cross 41.7
3FG Pct.: Army 42.1, Holy Cross 33.3
FT Pct.: Army 83.3, Holy Cross 79.2
3FGs: Army 8-19 (Miller 4-7, Simmons 4-8, Hedgecock 0-1, Ellis 0-1, Richard 0-2, Holy Cross 5-15 (Beinert 2-3, Brown 2-8, Goens 1-2, Evans 0-1, May 0-1)
Turnovers: Army 10 (Miller 3, Richard 2, Sizemore 2, Hence, Walker, Ellis), Holy Cross 17 (Evans 4, Beinert 4, Cavataio 3, Goens 2, Meister, Brown, May, Stevens)
Blocked Shots: Army 3 (Richard, Walker, Sizemore), Holy Cross 2 (Keister 2)
Steals: Army 7 (Simmons 3, Richard 2, Miller 2), Holy Cross 4 (Brown 2, Keister, May)
Attendance: 1,787
Records: Army 11-5, 1-1; Holy Cross 3-14, 0-2

Holy Cross Bucknell 82 69

January 16, 2010 • Hart Center

Bucknell	min	fg-a	ft-a	o-reb	ast	pf	tp
Tyree, f	15	1-1	0-0	0-0	2	4	3
Behan, f	36	6-11	0-0	0-4	2	3	12
Muscala, c	23	7-13	0-0	0-5	2	1	14
Johnson, g	29	5-8	2-3	0-1	2	2	16
Shazier, g	38	6-11	3-5	0-3	4	1	16
Rowe	1	0-0	0-0	0	0	2	0
Willman	11	2-4	0-0	2-2	0	4	0
Boon	16	1-4	0-0	1-2	0	1	2
Cohen	23	0-1	0-0	0-0	2	5	0
Andoh	8	1-1	0-0	0-1	0	2	2
Team				1-1			
Totals	200	29-54	5-8	4-19	16	25	69

Holy Cross	min	fg-a	ft-a	o-reb	ast	pf	tp
Cavataio, f	17	2-3	1-2	0-2	3	1	5
Keister, f	32	2-7	4-4	0-8	2	1	8
Meister, c	31	3-5	2-3	4-11	1	0	8
Evans, g	24	5-8	5-6	1-2	4	2	15
Beinert, g	28	2-5	4-0	0-2	3	10	0
Goens	6	0-2	0-0	0-0	0	0	0
Brown	30	10-14	5-5	0-2	1	1	29
Stevens	16	0-2	1-2	1-2	1	2	1
Beans	16	2-4	2-2	3-4	1	0	6
Team				2-4			
Totals	200	26-50	24-30	11-35	15	10	82

Bucknell	27	42	—	69
Holy Cross	27	55	—	82

FG Pct.: Bucknell 53.7, Holy Cross 52.0
3FG Pct.: Bucknell 37.5, Holy Cross 54.5
FT Pct.: Bucknell 62.5, Holy Cross 80.0
3FGs: Bucknell 6-16 (Johnson 4-7, Tyree 1-1, Shazier 1-4, Muscala 0-1, Cohen 0-1, Boon 0-2), Holy Cross 6-11 (Brown 4-6, Beinert 2-3, Goens 0-1, Stevens 0-1)
Turnovers: Bucknell 12 (Behan 2, Muscala 2, Shazier 2, Boon 2, Cohen 2, Tyree, Andoh), Holy Cross 12 (Cavataio 2, Keister 2, Meister 2, Beinert 2, Brown 2, Evans, Stevens)
Blocked Shots: Bucknell 4 (Muscala 3, Shazier), Holy Cross 1 (Meister)
Steals: Bucknell 5 (Shazier 2, Tyree, Behan, Boon), Holy Cross 5 (Stevens 2, Keister, Evans, Beinert)
Attendance: 2,829
Records: Bucknell 6-13, 1-2; Holy Cross 4-14, 1-2

Holy Cross Navy 79 60

January 20, 2010 • Hart Center

Navy	min	fg-a	ft-a	o-reb	ast	pf	tp
Garcia, f	32	1-6	0-0	2-5	0	4	3
Sugars, f	39	6-15	0-1	5-8	2	2	13
Wilson, c	28	6-9	1-1	2-3	0	4	13
Harris, g	35	4-19	4-4	0-4	3	13	7
Aworo, g	29	2-3	3-5	0-1	2	3	7
Connolly	1	0-0	0-0	0-0	0	0	0
Brown	19	3-8	0-0	1-1	1	1	7
Smith	5	0-0	0-0	1-2	0	3	0
Topercer	5	0-0	0-0	0-0	0	1	0
Brooks	1	0-0	0-0	0-0	0	0	0
Newsome	6	2-2	0-0	0-1	0	1	4
Team				3-3			
Totals	200	24-62	8-11	13-28	9	22	60

Holy Cross	min	fg-a	ft-a	o-reb	ast	pf	tp
Cavataio, f	30	7-11	1-2	0-1	1	2	15
Keister, f	23	5-7	3-4	5-11	1	3	13
Meister, c	30	3-5	1-2	4-8	2	0	7
Evans, g	38	8-12	4-8	1-4	4	3	20
Beinert, g	26	2-4	3-5	0-4	5	4	9
Goens	18	1-3	1-2	0-4	4	2	3
Brown	21	2-4	2-2	0-1	0	1	8
May	5	1-1	1-2	0-1	1	0	4
Stevens	2	0-0	0-0	0-0	0	0	0
Beans	7	0-0	0-0	0-0	0	1	0
Team				1-3			
Totals	200	29-47	16-27	11-37	18	16	79

Navy	37	23	—	60
Holy Cross	37	42	—	79

FG Pct.: Navy 38.7, Holy Cross 61.7
3FG Pct.: Navy 22.2, Holy Cross 55.6
FT Pct.: Navy 72.7, Holy Cross 59.3
3FGs: Navy 4-18 (Brown 1-2, Garcia 1-4, Sugars 1-5, Harris 1-7), Holy Cross 5-9 (Beinert 2-3, Brown 2-4, May 1-1, Goens 0-1)
Turnovers: Navy 10 (Aworo 3, Sugars 2, Wilson 2, Brown, Smith, Newsome), Holy Cross 17 (Beinert 4, Keister 3, Evans 3, Brown 2, Beans 2, Cavataio, Meister, Goens)
Blocked Shots: Navy 3 (Smith 2, Garcia), Holy Cross 1 (Evans)
Steals: Navy 4 (Harris 3, Garcia), Holy Cross 4 (Meister 2, Beinert, Brown)
Attendance: 2,080
Records: Navy 8-11, 2-2; Holy Cross 5-14, 2-2

American Holy Cross 71 64

January 23, 2010 • Bender Arena

American	min	fg-a	ft-a	o-reb	ast	pf	tp
Cavataio, f	30	2-10	3-3	2-4	1	4	7
Keister, f	29	2-6	3-4	1-7	2	4	7
Meister, c	30	1-2	0-0	1-4	2	3	2
Evans, g	33	6-16	2-5	4-5	3	5	14
Beinert, g	31	5-10	3-4	1-1	3	3	15
Goens	5	0-1	0-0	0	1	0	0
Brown	28	6-9	4-5	0-6	2	0	19
May	9	0-2	0-0	0-0	0	2	0
Beans	5	0-1	0-0	0-0	0	2	0
Team				1-2			
Totals	200	22-57	15-21	10-29	14	23	64

Holy Cross	min	fg-a	ft-a	o-reb	ast	pf	tp
McCormack, f	24	4-4	2-5	1-3	2	3	10
Moldoveanu, f	40	6-13	7-9	1-8	5	2	20
Lumpkins, c	34	7-10	3-8	3-15	3	3	17
Munoz, g	31	2-9	3-4	0-2	5	0	8
Hendra, g	36	2-6	5-6	2-4	5	3	10
Wilson	5	0-0	0-0	0-0	0	2	0
Grafft	6	0-2	0-0	0-0	0	0	0
Luptak	9	0-0	0-0	0-0	1	4	0
Hill	15	2-5	0-0	1-3	0	2	6
Team				2-4			
Totals	200	23-49	20-32	10-39	21	19	71

Holy Cross	30	34	—	64
American	30	41	—	71

FG Pct.: Holy Cross 38.6, American 46.9
3FG Pct.: Holy Cross 41.7, American 33.3
FT Pct.: Holy Cross 71.4, American 62.5
3FGs: Holy Cross 5-12 (Brown 3-5, Beinert 2-4, May 0-1, Cavataio 0-2), American 5-15 (Hill 2-4, Moldoveanu 1-3, Munoz 1-4, Hendra 1-4)
Turnovers: Holy Cross 11 (Evans 5, Keister 2, Cavataio, Meister, Beinert, May), American 13 (Hendra 5, McCormack 3, Moldoveanu, Munoz, Grafft, Luptak, Team)
Blocked Shots: Holy Cross 2 (Keister 2), American 3 (Lumpkins 2, Moldoveanu)
Steals: Holy Cross 6 (Evans 2, Cavataio, Keister, Meister, Beinert), American 4 (Moldoveanu, Munoz, Grafft, Luptak)
Attendance: 2,743
Records: Holy Cross 5-15, 2-3; American 5-15, 2-3

Colgate Holy Cross 69 68

January 27, 2010 • Cotterell Court

Holy Cross	min	fg-a	ft-a	o-reb	ast	pf	tp
Cavataio, f	35	4-13	4-4	3-7	9	0	12
Keister, f	38	3-7	2-2	3-11	1	4	8
Meister, c	18	3-5	0-2	2-5	0	2	6
Evans, g	2	0-0	1-2	0-0	0	0	1
Beinert, g	39	2-6	2-2	1-2	6	2	8
Goens	12	3-5	2-2	0-1	0	2	9
Brown	23	6-11	2-2	1-2	1	4	9
May	21	0-3	2-2	2-3	1	4	2
Stevens	11	1-3	0-0	0-1	0	1	3
Beans	1	0-0	0-0	0-0	0	0	0
Team				1-2			
Totals	200	22-53	15-18	13-34	18	19	68

Colgate	min	fg-a	ft-a	o-reb	ast	pf	tp
Gywu, f	28	7-11	3-4	4-6	0	3	17
Jonson, f	36	4-9	2-2	4-6	3	1	12
Pascale, c	18	0-2	0-2	1-5	0	3	0
Rolls, g	25	3-4	3-4	0-1	2	3	10
Roemer, g	36	7-16	3-4	2-5	4	3	18
Hill	14	2-8	0-0	1-2	1	0	6
Hoban	27	0-1	1-2	1-5	4	2	1
Melville	14	2-3	1-5	1-2	0	1	5
James	2	0-0	0-0	0-1	0	0	0
Team				0-0			
Totals	200	25-54	13-23	14-33	14	16	69

Holy Cross	32	36	—	68
Colgate	31	38	—	69

FG Pct.: Holy Cross 41.5, Colgate 46.3
3FG Pct.: Holy Cross 37.5, Colgate 35.3
FT Pct.: Holy Cross 83.3, Colgate 56.5
3FGs: Holy Cross 9-24 (Brown 5-9, Beinert 2-6, Stevens 1-1, Goens 1-2, May 0-2, Cavataio 0-4), Colgate 6-17 (Jonson 2-4, Hill 2-7, Rolls 1-2, Roemer 1-4)
Turnovers: Holy Cross 12 (Keister 4, Goens 3, Beinert 2, Cavataio, May, Team), Colgate 11 (Hoban 4, Gywu 2, Pascale, Rolls, Roemer, Melville, James)
Blocked Shots: Holy Cross 0, Colgate 2 (Jonson, James)
Steals: Holy Cross 4 (Beinert 2, Cavataio, May), Colgate 6 (Roemer 2, Hoban 2, Gywu, Hill)
Attendance: 879
Records: Holy Cross 5-16, 2-4; Colgate 6-14, 2-4

Lehigh Holy Cross 78 60

January 31, 2010 • Hart Center

Lehigh	min	fg-a	ft-a	o-reb	ast	pf	tp
Carrington, f	30	2-9	0-0	2-4	1	4	4
Buchberger, f	21	3-4	4-4	2-6	1	2	11
Knutson, c	30	11-15	9-11	2-5	0	2	31
Hall, g	31	1-9	0-0	1-6	3	3	2
McCullum, g	33	6-11	4-5	0-1	1	2	17
Small	3	0-0	0-0	0-1	0	0	0
Peters	1	0-0	0-0	0-0	0	0	0
Keefer	8	1-4	0-0	0-1	1	2	3
Greiner	4	0-2	0-0	0-0	0	0	0
Shamis	5	0-0	0-0	0-1	0	2	0
O							

2009-2010 Box Scores

Bucknell 68 Holy Cross 63

February 14, 2010 • Sojka Pavilion

Holy Cross	min	fg-a	ft-a	o-reb	ast	pf	tp
Cavataio, f	35	7-14	2-3	0-4	0	4	17
Keister, f	27	1-5	0-0	3-7	1	4	2
Meister, c	31	0-0	0-0	1-4	0	0	0
Evans, g	28	6-14	1-2	3-5	2	1	13
Beinert, g	34	1-7	4-6	0-1	2	2	7
Goens, g	8	1-2	1-1	0-0	0	2	3
Brown, g	21	4-8	10-10	1-2	1	4	19
Stevens, g	1	0-1	0-0	2-2	0	1	0
Obeyesekere	15	1-3	0-0	1-6	0	2	2
Team				2-5			
Totals	200	21-54	18-22	13-36	6	20	63

Bucknell	min	fg-a	ft-a	o-reb	ast	pf	tp
Tyree, f	31	2-3	1-4	3-7	3	3	5
Cohen, f	25	2-4	5-6	1-3	3	4	11
Muscala, c	32	2-8	0-0	2-6	2	1	4
Johnson, g	22	0-6	0-0	0-1	1	3	0
Shazier, g	34	9-13	5-7	0-4	1	0	27
Willman, g	23	5-9	1-2	1-4	1	2	11
Boon, g	21	2-9	2-2	3-5	1	2	7
Behan, g	12	1-2	1-2	1-1	1	2	3
Team				1-2			
Totals	200	23-54	15-23	12-33	13	17	68

Holy Cross	27	36	—	63
Bucknell	36	32	—	68

FG Pct.: Holy Cross 38.9, Bucknell 42.6
3FG Pct.: Holy Cross 21.4, Bucknell 36.2
FT Pct.: Holy Cross 81.8, Bucknell 65.2
3FGs: Holy Cross 3-14 (Cavataio 1-3, Beinert 1-3, Brown 1-3, Goens 0-1, Stevens 0-1, Evans 0-3), Bucknell 7-19 (Shazier 4-7, Cohen 2-3, Boon 1-4, Johnson 0-5)
Turnovers: Holy Cross 12 (Evans 3, Cavataio 2, Goens 2, Brown 2, Keister, Meister, Beinert), Bucknell 10 (Shazier 4, Cohen 2, Behan 2, Tyree, Team)
Blocked Shots: Holy Cross 2 (Obeyesekere 3, Cavataio 2, Beinert), Bucknell 6 (Willman 3, Muscala 2, Cohen)
Steals: Holy Cross 3 (Keister, Evans, Brown), Bucknell 8 (Tyree 4, Shazier 3, Behan)
Attendance: 3,284
Records: Holy Cross 7-18, 4-6; Bucknell 11-15, 6-4

Navy 83 Holy Cross 80

February 17, 2010 • Alumni Hall

Holy Cross	min	fg-a	ft-a	o-reb	ast	pf	tp
Cavataio, f	30	3-8	4-4	1-4	2	2	10
Keister, f	34	7-12	8-9	7-14	4	2	22
Meister, c	26	4-6	0-2	2-7	1	2	8
Evans, g	19	1-3	0-3	1-2	3	2	2
Beinert, g	37	3-11	1-3	1-5	9	2	8
Goens, g	4	1-1	0-0	0-1	2	4	3
Brown, g	31	7-14	4-4	0-1	2	2	23
Obeyesekere	15	2-3	0-0	0-3	0	2	4
Beans	4	0-0	0-0	0-1	0	1	0
Team				5-6			
Totals	200	28-58	17-25	17-44	22	20	80

Navy	min	fg-a	ft-a	o-reb	ast	pf	tp
Garcia, f	30	0-3	0-0	1-3	2	4	0
Sugars, f	37	7-15	3-3	1-4	2	1	21
Wilson, c	10	1-1	0-0	0-1	0	3	2
Harris, g	19	7-12	3-3	0-1	3	4	21
Aworo, g	39	6-12	2-5	1-4	13	1	14
Connolly, g	1	0-0	0-0	0-0	0	0	0
Brown, g	24	4-10	1-1	1-5	0	0	10
Topercer, g	10	0-1	0-0	2-3	0	3	0
Newsome	15	2-3	5-6	1-3	1	1	9
Veazey	15	2-4	2-2	0-0	0	1	6
Team				2-2			
Totals	200	29-61	16-20	9-26	21	21	83

Holy Cross	37	43	—	80
Navy	35	48	—	83

FG Pct.: Holy Cross 48.3, Navy 47.5
3FG Pct.: Holy Cross 46.7, Navy 33.3
FT Pct.: Holy Cross 68.0, Navy 80.0
3FGs: Holy Cross 7-15 (Brown 5-8, Goens 1-1, Beinert 1-5, Cavataio 0-1), Navy 9-27 (Sugars 4-8, Harris 4-9, Brown 1-5, Aworo 0-1, Topercer 0-1, Garcia 0-3)
Turnovers: Holy Cross 15 (Keister 4, Beinert 3, Cavataio 2, Brown 2, Meister, Evans, Goens, Obeyesekere), Navy 8 (Aworo 3, Harris 2, Sugars, Connolly, Topercer)
Blocked Shots: Holy Cross 6 (Obeyesekere 3, Keister, Evans, Beans), Navy 3 (Brown 2, Garcia)
Steals: Holy Cross 7 (Cavataio 2, Beinert 2, Obeyesekere 2, Goens), Navy 7 (Harris 3, Brown 2, Wilson, Aworo)
Attendance: 2,018
Records: Holy Cross 7-19, 4-7; Navy 13-13, 7-4

Holy Cross 64 American 51

February 21, 2010 • Hart Center

American	min	fg-a	ft-a	o-reb	ast	pf	tp
McCormack, f	30	4-9	0-0	5-7	0	3	8
Moldoveanu, f	34	2-9	3-4	1-3	1	4	7
Lumpkins, c	31	5-7	6-8	2-7	2	1	16
Munoz, g	14	0-1	0-0	0-0	0	2	0
Hill, g	8	1-3	0-0	0-0	1	2	3
Wilson	6	0-0	0-0	0-0	0	0	0
Grafft	11	1-1	0-0	1-3	0	0	2
Hendra	33	4-14	0-0	2-5	2	2	10
Luptak	33	2-4	0-0	0-2	5	3	5
Team				0-2			
Totals	200	19-48	9-12	11-29	11	17	51

Holy Cross	min	fg-a	ft-a	o-reb	ast	pf	tp
Cavataio, f	31	3-8	0-0	2-3	2	1	6
Keister, f	34	7-13	1-3	9-18	2	4	15
Meister, c	30	3-5	0-0	0-2	1	2	6
Brown, g	34	3-12	9-10	2-4	1	1	16
Beinert, g	32	4-7	0-1	1-2	4	2	8
Goens	24	4-7	2-4	0-0	1	0	10
Obeyesekere	14	1-3	1-2	1-3	0	3	3
Beans	1	0-0	0-0	0-0	0	0	0
Team				0-1			
Totals	200	25-55	13-20	15-33	11	13	64

American	24	27	—	51
Holy Cross	35	29	—	64

FG Pct.: American 39.6, Holy Cross 45.5
3FG Pct.: American 18.2, Holy Cross 25.0
FT Pct.: American 75.0, Holy Cross 65.0
3FGs: American 4-22 (Hendra 2-10, Hill 1-3, Luptak 1-3, Munoz 0-1, Moldoveanu 0-5), Holy Cross 1-4 (Brown 1-4)
Turnovers: American 14 (McCormack 3, Moldoveanu 3, Hendra 3, Lumpkins, Munoz, Hill, Grafft, Luptak), Holy Cross 6 (Keister 2, Beinert 2, Meister, Brown)
Blocked Shots: American 3 (Moldoveanu, Lumpkins, Grafft), Holy Cross 2 (Keister, Obeyesekere)
Steals: American 2 (McCormack, Moldoveanu), Holy Cross 6 (Keister 2, Cavataio, Brown, Beinert, Goens)
Attendance: 2,367
Records: American 8-19, 5-7; Holy Cross 8-19, 5-7

Colgate (OT) 79 Holy Cross 74

February 24, 2010 • Hart Center

Colgate	min	fg-a	ft-a	o-reb	ast	pf	tp
Gyawan, f	34	3-8	2-4	3-4	1	2	8
Jonson, f	39	5-7	0-0	5-6	8	3	12
Pascale, c	27	2-5	3-4	2-7	0	3	7
Rolls, g	37	4-11	4-4	0-0	4	4	14
Roemer, g	45	8-23	1-2	4-12	2	1	23
Hoban	24	4-6	0-0	2-4	3	2	9
Marfurt	2	0-0	0-0	0-0	0	0	0
Melville	6	2-2	0-1	0-0	0	0	4
James	11	1-3	0-0	1-2	0	1	2
Team				2-2			
Totals	225	29-65	10-15	19-37	18	16	79

Holy Cross	min	fg-a	ft-a	o-reb	ast	pf	tp
Cavataio, f	33	9-11	0-2	0-4	5	3	19
Keister, f	38	7-9	3-6	3-10	2	2	17
Meister, c	34	1-2	0-0	3-5	0	2	2
Brown, g	41	4-10	0-0	0-1	0	5	9
Beinert, g	43	4-10	4-6	0-0	10	4	15
Goens, g	17	1-4	1-2	0-1	2	2	4
Stevens	2	0-1	0-0	0-0	0	0	0
Obeyesekere	16	3-3	0-0	0-2	1	0	6
Beans	1	1-1	0-0	0-0	0	0	2
Team				0-2			
Totals	225	30-51	8-16	6-25	20	18	74

Colgate	31	33	15	79
Holy Cross	30	34	10	74

FG Pct.: Colgate 44.6, Holy Cross 58.8
3FG Pct.: Colgate 37.9, Holy Cross 37.5
FT Pct.: Colgate 66.7, Holy Cross 50.0
3FGs: Colgate 11-29 (Roemer 6-17, Jonson 2-4, Rolls 2-6, Hoban 1-1, James 0-1), Holy Cross 6-16 (Beinert 3-6, Cavataio 1-1, Goens 1-3, Brown 1-4, Keister 0-1, Stevens 0-1)
Turnovers: Colgate 14 (Jonson 4, Roemer 4, James 2, Gyawan, Pascale, Rolls, Melville), Holy Cross 14 (Keister 3, Goens 3, Cavataio 2, Brown 2, Obeyesekere 2, Meister, Beinert)
Blocked Shots: Colgate 0, Holy Cross 3 (Meister, Brown, Obeyesekere)
Steals: Colgate 7 (Roemer 4, Hoban 2, Melville), Holy Cross 6 (Beinert 3, Cavataio, Keister, Goens)
Attendance: 1,396
Records: Colgate 9-18, 5-8; Holy Cross 8-20, 5-8

Lehigh 91 Holy Cross 80

February 27, 2010 • Hart Center

Holy Cross	min	fg-a	ft-a	o-reb	ast	pf	tp
Cavataio, f	33	4-9	8-8	1-5	3	3	17
Keister, f	29	6-10	2-2	2-8	2	4	14
Meister, c	24	2-3	0-0	1-1	1	2	4
Evans, g	30	6-13	1-3	3-4	5	4	13
Beinert, g	34	7-12	2-2	0-1	2	1	21
Goens	22	3-9	1-2	0-0	2	1	9
Stevens	3	0-0	0-0	0-0	0	0	0
Obeyesekere	21	1-3	0-0	1-4	1	4	2
Jones	1	0-0	0-0	0-0	0	0	0
Beans	3	0-0	0-0	0-1	0	0	0
Team				1-2			
Totals	200	29-59	14-17	9-26	16	19	80

Lehigh	min	fg-a	ft-a	o-reb	ast	pf	tp
McCullum, f	38	10-17	3-4	1-5	8	4	28
Buchberger, f	26	4-10	6-6	2-4	1	1	16
Carrington, c	32	3-7	1-5	3-9	3	4	7
Hall, g	33	8-14	3-4	1-1	12	2	25
Shamis, g	4	1-1	0-0	0-0	0	0	3
Small	5	0-1	0-0	0-0	0	0	0
Peters	1	0-0	0-0	0-0	0	0	0
Keefe	2	0-0	0-0	0-0	0	0	0
Greiner	11	0-0	0-0	1-4	1	1	0
Ojo	15	2-2	2-2	0-2	1	2	7
Meneri	1	0-0	0-0	0-0	0	0	0
Safstrom	2	0-0	0-0	0-0	0	0	0
Knutson	29	2-4	1-1	1-2	0	2	5
Hamilton	1	0-0	0-0	0-0	0	0	0
Team				3-7			
Totals	200	30-56	16-22	12-34	26	17	91

Holy Cross	33	47	—	80
Lehigh	34	57	—	91

FG Pct.: Holy Cross 49.2, Lehigh 53.6
3FG Pct.: Holy Cross 50.0, Lehigh 55.6
FT Pct.: Holy Cross 82.4, Lehigh 72.7
3FGs: Holy Cross 8-16 (Beinert 5-6, Goens 2-5, Cavataio 1-3, Evans 0-2), Lehigh 15-27 (Hall 6-11, McCullum 5-8, Buchberger 2-6, Shamis 1-1, Ojo 1-1)
Turnovers: Holy Cross 11 (Keister 3, Evans 3, Cavataio 2, Obeyesekere 2, Beinert), Lehigh 13 (McCullum 4, Carrington 2, Hall 2, Safstrom 2, Small, Ojo, Knutson)
Blocked Shots: Holy Cross 3 (Obeyesekere 2, Goens), Lehigh 3 (Carrington 2, Ojo)
Steals: Holy Cross 7 (Beinert 3, Obeyesekere 2, Meister, Evans), Lehigh 5 (Carrington 2, Hall 2, Ojo)
Attendance: 1,623
Records: Holy Cross 8-21, 5-9; Lehigh 19-10, 10-4

Holy Cross 67 Bucknell 64

March 3, 2010 • Sojka Pavilion

Holy Cross	min	fg-a	ft-a	o-reb	ast	pf	tp
Cavataio, f	35	6-13	7-7	2-4	2	1	20
Keister, f	20	2-5	3-3	0-0	2	3	7
Meister, c	36	3-5	3-4	1-9	1	1	9
Evans, g	24	4-9	0-0	1-4	1	3	9

SINGLE-GAME RECORDS

POINTS SCORED

1. 56 Jack Foley vs. Connecticut, 2/17/1962
2. 55 Jack Foley vs. Colgate, 3/5/1960
3. 51 Tom Heinsohn vs. Boston College, 3/1/1956
4. 47 Togo Palazzi vs. Brown, 2/14/1953
- 47 Jack Foley vs. Niagara, 1/27/1962
6. 46 Ronnie Perry vs. Connecticut, 1/26/1979
- 46 Jim McCaffrey vs. Iona, 1/31/1985
- 46 Rob Feaster vs. Navy, 2/19/1994
9. 45 Jack Foley vs. Amherst, 12/16/1959
10. 44 Tom Heinsohn vs. Yale, 12/10/1955
11. 43 Jack Foley vs. Dartmouth, 2/8/1961
- 43 Jack Foley vs. St. Anselm, 12/13/1961
- 43 Jim McCaffrey vs. Manhattan, 2/9/1985
- 43 Rob Feaster vs. Navy, 3/5/1994
15. 41 Togo Palazzi vs. Niagara, 1/29/1954
- 41 Jack Foley vs. Rhode Island, 2/15/1961
- 41 Ronnie Perry vs. Florida Southern, 12/3/1978
- 41 Dwight Pernell vs. Iona, 2/21/1989 (OT)
- 41 Rob Feaster vs. Rice, 12/28/1994

FIELD GOALS MADE

1. 23 Jack Foley vs. Connecticut, 2/17/1962
2. 21 Jack Foley vs. Colgate, 3/5/1960
3. 19 Togo Palazzi vs. Niagara, 1/29/1954
- 19 Ronnie Perry vs. Florida Southern, 12/3/1978

FIELD GOALS ATTEMPTED

1. 36 Jack Foley vs. Connecticut, 2/17/1962
2. 35 Tom Heinsohn vs. Boston College, 3/1/1956
3. 34 Jack Foley vs. Colgate, 3/5/1960

FIELD GOAL PERCENTAGE

(minimum 8 made)

1. 1.000 Ernie Floyd (10-10) vs. Notre Dame, 1/6/1984
- 1.000 Aaron Jordan (8-8) vs. Lafayette, 2/6/1991
3. .900 Glenn Trof (9-10) vs. Iona, 1/20/1987
- .900 John Young (9-10) vs. Navy, 1/26/1994
- .900 Jared Curry (9-10) vs. Army, 2/13/1999
- .900 Eric Meister (9-10) vs. Colgate, 3/8/2009

THREE-POINTERS MADE

1. 7 Rob Feaster vs. New Hampshire, 11/25/1994
- 7 Kevin Hamilton vs. Chattanooga, 12/19/2005
3. 6 Jim Nairus vs. Mount St. Mary's, 12/19/1990
- 6 Gordon Hamilton vs. Navy, 3/4/1994
- 6 Damion Ezell vs. Navy, 1/29/1997
- 6 James Stowers vs. Navy, 2/10/1999
- 6 Kevin Hamilton at Minnesota, 12/4/2004
- 6 Keith Simmons at Brown, 12/21/2004
- 6 Keith Simmons at Army, 1/22/2006

THREE-POINTERS ATTEMPTED

1. 16 Rob Feaster vs. New Hampshire, 11/25/1994

THREE-POINT PERCENTAGE

(minimum 4 made)

1. 1.000 Keith Simmons (6-6) at Brown, 12/21/2004
- 1.000 Aaron Jordan (5-5) vs. Lafayette, 2/6/1991
- 1.000 Glenn Trof (4-4) vs. Loyola, 12/30/1987
- 1.000 Chris Shea (4-4) vs. Army, 2/5/1997
- 1.000 Pat Doherty (4-4) at Yale, 11/29/2006
- 1.000 Keith Simmons (4-4) at La Salle, 12/28/2006

FREE THROWS MADE

1. 18 Tom Heinsohn vs. Georgetown, 1/30/1956

FREE THROWS ATTEMPTED

1. 21 Rob Feaster vs. Colgate, 2/12/1994
- 21 Josh Sankes vs. Alabama-Birmingham, 12/27/1999

FREE THROW PERCENTAGE

(minimum 12 made)

1. 1.000 Ronnie Perry (15-15) vs. Yale, 12/9/1978
- 1.000 Ronnie Perry (13-13) vs. Yale, 12/10/1977
- 1.000 Ronnie Perry (13-13) vs. King's College, 2/19/1978
- 1.000 Rob Feaster (13-13) vs. Rice, 12/28/1994
- 1.000 Jack Foley (12-12) vs. Yale, 12/9/1961
- 1.000 Ronnie Perry (12-12) vs. Assumption, 1/11/1979
- 1.000 Brian Reale (12-12) vs. Massachusetts, 1/16/1984

CONSECUTIVE FREE THROWS MADE

1. 15 Ronnie Perry vs. Yale, 12/9/1978
- 15 John Wendelken vs. UMass, 2/18/1965

REBOUNDS

1. 42 Tom Heinsohn vs. Boston College, 3/1/1956
2. 31 Togo Palazzi vs. North Carolina, 12/29/1952
3. 28 Togo Palazzi vs. North Carolina State, 12/30/1952
4. 23 Tom Heinsohn vs. St. Francis (N.Y.), 3/15/1955
5. 22 Tom Heinsohn vs. Boston College, 1/8/1955
- 22 Stan Grayson vs. Georgetown, 2/24/1971
7. 20 James Kielley vs. North Carolina State, 12/30/1952
- 20 Togo Palazzi vs. Boston College, 1/12/1954
- 20 Togo Palazzi vs. Connecticut, 2/27/1954
- 20 Tom Heinsohn vs. Massachusetts, 12/7/1954
- 20 Tom Heinsohn vs. Boston University, 1/15/1955

SINGLE-GAME RECORDS

ASSISTS

- 17 Glenn Williams vs. Army, 2/12/1988
- 16 Chris Potter vs. Iona, 12/7/1977
- 16 Glenn Williams vs. Iona, 2/21/1989
- 15 Jim McCaffrey vs. Iona, 1/31/1985
- 15 Glenn Williams vs. Iona, 2/9/1988
- 15 Glenn Williams vs. Northeastern, 1/9/1989
- 14 Bob Kelly vs. Canisius, 12/22/1979
- 14 Glenn Williams (five times)

BLOCKS

- 9 Eric Meister at Army, 2/10/2010
- 7 Josh Sankes vs. Colgate, 2/5/2000
- 7 Tim Clifford vs. Lehigh, 2/2/2008
- 6 John O'Connor vs. Harvard, 12/17/1976
- 6 Ernie Floyd vs. Yale, 12/8/1979
- 6 Charlie Browne vs. Harvard, 12/11/1980
- 6 Patrick Tutwiler vs. Lehigh, 1/25/1995
- 6 Tim Clifford vs. Marist, 11/28/2004
- 6 Tim Clifford at Lafayette, 2/11/2005
- 6 Tim Clifford at Army, 2/6/2007
- 6 Tim Clifford vs. Bucknell, 3/9/2007
- 6 Tim Clifford vs. Yale, 11/28/2007
- 6 Tim Clifford vs. Boston Univ., 1/2/2008

STEALS

- 7 Garry Witts vs. Massachusetts, 1/27/1979
- 7 Brian Reale vs. Iona, 2/4/1986
- 7 Rob Feaster vs. Lehigh, 2/11/1993
- 7 Ted Bettencourt vs. Fordham, 1/24/1996
- 7 Greg Kinsey vs. Brown, 12/7/2002
- 7 Kevin Hamilton vs. Harvard, 11/22/2005
- 7 Kevin Hamilton vs. Lafayette, 1/7/2006
- 7 Kevin Hamilton vs. Colgate, 1/25/2006
- 7 Keith Simmons vs. William & Mary, 11/25/2006
- 7 Torey Thomas vs. Lehigh, 1/26/2007

SINGLE-HALF RECORDS

POINTS SCORED

- 39 Jack Foley vs. Connecticut, 2/17/1962
- 31 Jack Foley vs. Colgate, 3/5/1960
- 30 Dwight Pernell vs. Mount St. Mary's, 11/30/1988

FIELD GOALS MADE

- 15 Jack Foley vs. Connecticut, 2/17/1962

FREE THROWS MADE

- 14 Ryan Serravalle vs. Navy, 2/14/2001

FREE THROWS ATTEMPTED

- 15 Torey Thomas vs. Bucknell, 3/9/2007
- 14 Art Andreoli vs. Boston College, 2/23/1957
- 14 Ryan Serravalle vs. Navy, 2/14/2001

SINGLE-SEASON RECORDS

POINTS SCORED

- 866 Jack Foley, 1961-1962
- 785 Rob Feaster, 1993-1994
- 740 Tom Heinsohn, 1955-1956
- 728 Jack Foley, 1960-1961
- 700 Ronnie Perry, 1978-1979
- 674 Rob Feaster, 1994-1995
- 670 Togo Palazzi, 1953-1954
- 665 Ronnie Perry, 1979-1980
- 650 Dwight Pernell, 1989-1990
- 607 Jim McCaffrey, 1984-1985

SCORING AVERAGE

- 33.3 Jack Foley, 1961-1962
- 28.0 Rob Feaster, 1993-1994
- 27.4 Tom Heinsohn, 1955-1956
- 27.0 Jack Foley, 1960-1961
- 25.0 Ronnie Perry, 1978-1979
- 25.0 Rob Feaster, 1994-1995
- 24.8 Togo Palazzi, 1953-1954
- 24.6 Jack Foley, 1959-1960
- 23.6 Ed Siudut, 1968-1969
- 23.5 Keith Hochstein, 1967-1968

REBOUNDS

- 569 Tom Heinsohn, 1955-1956
- 423 Togo Palazzi, 1952-1953
- 385 Tom Heinsohn, 1954-1955
- 374 Ralph Brandt, 1958-1959
- 366 Togo Palazzi, 1953-1954
- 347 Joe Hughes, 1957-1958
- 340 Gene Doyle, 1972-1973
- 334 Josh Sankes, 1999-2000
- 331 Joe Hughes, 1856-1957
- 328 Ed Siudut, 1967-1968

REBOUNDING AVERAGE

- 21.1 Tom Heinsohn, 1955-1956
- 16.3 Togo Palazzi, 1952-1953
- 15.0 Ralph Bryant, 1958-1959
- 14.8 Tom Heinsohn, 1954-1955
- 14.7 Keith Hochstein, 1965-1966
- 14.4 Joe Hughes, 1956-1957
- 14.3 Ed Siudut, 1967-1968
- 13.9 Joe Hughes, 1957-1958
- 13.6 Togo Palazzi, 1953-1954
- 13.1 Gene Doyle, 1972-1973

FIELD GOALS MADE

- 322 Jack Foley, 1961-1962
- 282 Jack Foley, 1960-1961
- 261 Rob Feaster, 1993-1994
- 261 Ronnie Perry, 1978-1979
- 255 Togo Palazzi, 1953-1954
- 254 Tom Heinsohn, 1955-1956
- 250 Ronnie Perry, 1979-1980
- 232 Tom Heinsohn, 1954-1955
- 229 Jack Foley, 1959-1960
- 228 Ed Siudut, 1968-1969

FIELD GOALS ATTEMPTED

- 659 Bob Cousy, 1949-1950
- 639 Jack Foley, 1961-1962
- 630 Tom Heinsohn, 1955-1956
- 601 Jack Foley, 1960-1961
- 575 Ronnie Perry, 1978-1979
- 553 Rob Feaster, 1993-1994
- 534 Togo Palazzi, 1952-1953
- 533 Togo Palazzi, 1953-1954
- 529 Ronnie Perry, 1979-1980
- 513 Ed Siudut, 1967-1968

FIELD GOAL PERCENTAGE

- (minimum 100 made)
- .623 Earl Weedon (101-162), 1990-1991
 - .621 Ernie Floyd (177-285), 1983-1984
 - .612 Chris Logan (169-276), 1982-1983
 - .592 Chris Potter (181-306), 1978-1979
 - .588 Andrew Keister (104-177), 2008-2009**
 - .575 Tom Seaman (150-261), 1980-1981
 - .571 Tim Clifford (205-359), 2007-2008
 - .565 Patrick Whearty (140-248), 2002-2003
 - .563 Ernie Floyd (125-222), 1979-1980
 - .561 Dwight Pernell (184-328), 1987-1988

THREE-POINTERS MADE

- 82 Kevin Hamilton, 2004-2005
- 81 Dwight Pernell, 1989-1990
- 65 Gordon Hamilton, 1994-1995
- 65 Jim Nairus, 1990-1991
- 64 Devin Brown, 2009-2010**
- 63 Kevin Hamilton, 2005-2006
- 61 Andrew Beinert, 2009-2010**
- 60 Keith Simmons, 2005-2006
- 55 Rob Feaster, 1994-1995
- 53 Kevin Hamilton, 2003-2004

THREE-POINTERS ATTEMPTED

- 231 Kevin Hamilton, 2004-2005
- 190 Kevin Hamilton, 2005-2006
- 175 Ted Bettencourt, 1995-1996
- 174 Gordon Hamilton, 1994-1995
- 168 Rob Feaster, 1994-1995
- 161 Dwight Pernell, 1989-1990
- 152 Damion Ezell, 1996-1997
- 146 Keith Simmons, 2006-2007
- 143 Devin Brown, 2009-2010**
- 141 Andrew Beinert, 2009-2010**

THREE-POINT PERCENTAGE

- (minimum 25 made)
- .634 Glenn Trof (52-82), 1987-1988 *
 - .503 Dwight Pernell (81-161), 1989-1990
 - .500 Mark Jerz (33-66), 2002-2003
 - .500 Aaron Jordan (28-56), 1990-1991
 - .481 Jim Nairus (65-135), 1990-1991
 - .476 Keith Simmons (60-126), 2005-2006
 - .471 Joe Viviano (32-68), 1987-1988
 - .462 Brian Wilson (43-93), 2001-2002
 - .458 Keith Simmons (33-72), 2003-2004
 - .454 Andrew Beinert (49-108), 2008-2009**

FREE THROWS MADE

- 232 Tom Heinsohn, 1955-1956
- 222 Jack Foley, 1961-1962
- 221 Rob Feaster, 1993-1994
- 186 Bob Kissane, 1969-1970
- 185 Keith Hochstein, 1967-1968
- 181 Ronnie Perry, 1977-1978
- 178 Ronnie Perry, 1978-1979
- 169 Rob Feaster, 1994-1995
- 166 Walter Brown, 1995-1996
- 165 Ronnie Perry, 1979-1980

FREE THROWS ATTEMPTED

- 315 Rob Feaster, 1993-1994
- 304 Tom Heinsohn, 1955-1956
- 283 Josh Sankes, 1999-2000
- 259 Togo Palazzi, 1953-1954
- 256 Jack Foley, 1961-1962
- 246 Bob Kissane, 1969-1970
- 231 Walter Brown, 1995-1996
- 229 Keith Hochstein, 1967-1968
- 228 Gene Doyle, 1971-1972
- 227 Jack Foley, 1960-1961

SINGLE-SEASON RECORDS

FREE THROW PERCENTAGE

(minimum 50 made)

1. .908 Ronnie Perry (178-196), 1978-1979
2. .901 Roger Breslin (100-111), 1992-1993
3. .900 Ronnie Perry (181-201) 1977-1978
4. .893 Brian Wilson (50-56), 2002-2003
5. .883 Roger Breslin (92-103), 1991-1992
6. .881 Ronnie Perry (156-177), 1976-1977
7. **.880 Devin Brown (73-83), 2008-2009**
8. .867 Jack Foley (222-256), 1961-1962
9. .856 Dwight Pernell (149-174), 1989-1990
10. .851 Ronnie Perry (165-194), 1979-1980

CONSECUTIVE

FREE THROWS MADE

1. 43 Ronnie Perry, 1976-1977 (7 games)

ASSISTS

1. 278 Glenn Williams, 1988-1989
2. 234 Glenn Williams, 1987-1988
3. 214 Roger Breslin, 1992-1993
4. 193 Jave Meade, 2002-2003
5. 186 Roger Breslin, 1991-1992
6. 175 Aaron Jordan, 1990-1991
7. 164 Bob Kelly, 1978-1979
8. 162 Jave Meade, 2001-2002
9. 160 Torey Thomas, 2006-2007
10. 159 Dwight Pernell, 1989-1990

BLOCKS

1. 69 Josh Sankes, 1999-2000
2. 67 Tim Clifford, 2004-2008
3. 66 Josh Sankes, 2000-2001
4. 64 Tim Clifford, 2006-2007
5. 51 Nate Lufkin, 2004-2005
- 51 John Young, 1993-1994
7. 48 Tim Clifford, 2005-2006
8. 43 Nate Lufkin, 2001-2002
9. 42 Patrick Whearty, 2002-2003
- 42 Patrick Tutwiler, 1994-1995

STEALS

1. 102 Kevin Hamilton, 2005-2006
2. 95 Torey Thomas, 2006-2007
3. 92 Kevin Hamilton, 2004-2005
4. 78 Gordon Hamilton, 1993-1994
5. 77 Torey Thomas, 2005-2006
- 77 Keith Simmons, 2006-2007
7. 76 Ted Bettencourt, 1995-1996
8. 72 Kevin Hamilton, 2003-2004
9. 71 Jave Meade, 2001-2002
10. 65 Jave Meade, 2002-2003

GAMES PLAYED

1. 34 Tim Clifford, 2006-2007
- 34 Eric Meister, 2006-2007
- 34 Keith Simmons, 2006-2007
- 34 Torey Thomas, 2006-2007
- 34 Alex Vander Baan, 2006-2007
6. 33 Nate Lufkin, 2001-2002
- 33 Jave Meade, 2001-2002
- 33 Ryan Serravalle, 2001-2002
- 33 Tim Szatko, 2001-2002
- 33 Brian Wilson, 2001-2002
- 33 Kyle Cruze, 2006-2007

GAMES STARTED

1. 34 Tim Clifford, 2006-2007
- 34 Keith Simmons, 2006-2007
- 34 Torey Thomas, 2006-2007
- 34 Alex Vander Baan, 2006-2007
5. 33 Jave Meade, 2001-2002
- 33 Ryan Serravalle, 2001-2002
- 33 Brian Wilson, 2001-2002
8. 32 Keith Simmons, 2005-2006
- 32 John Hurley, 2004-2005
- 32 Greg Kinsey, 2004-2005
- 32 Tim Szatko, 2001-2002

MINUTES PLAYED

1. 1279 Torey Thomas, 2006-2007
2. 1209 Keith Simmons, 2006-2007
3. 1166 Torey Thomas, 2005-2006
4. 1132 Jave Meade, 2001-2002
5. 1120 Kevin Hamilton, 2005-2006
6. 1106 Ryan Serravalle, 2001-2002
7. 1102 Kevin Hamilton, 2004-2005
8. 1075 Jave Meade, 2002-2003
9. 1051 Tim Szatko, 2001-2002
10. **1036 Andrew Beinert, 2009-2010**

AVERAGE MINUTES PLAYED

1. 37.6 Torey Thomas, 2006-2007
2. 36.4 Torey Thomas, 2005-2006
3. 36.1 Kevin Hamilton, 2005-2006
4. 35.8 Jim McCaffrey, 1984-1985
5. 35.7 Brian Reale, 1984-1985
6. 35.6 John Hightower, 1997-1998
7. 35.6 Keith Simmons, 2006-2007
8. 35.3 Rob Feaster, 1993-1994
9. 35.2 Josh Sankes, 1999-2000
10. 35.0 Glenn Williams, 1988-1989
- 35.0 Jim McCaffrey, 1985-1986
- 35.0 Chris Logan, 1982-1983

* NCAA Division I record

CAREER RECORDS

POINTS SCORED

1. 2524 Ronnie Perry, 1976-1980
2. 2224 Rob Feaster, 1991-1995
3. 2185 Jack Foley, 1959-1962
4. 1891 Dwight Pernell, 1986-1990
5. 1789 Chris Potter, 1974-1978
- 1789 Tom Heinsohn, 1953-1956
7. 1775 Bob Cousy, 1946-1950
8. 1721 Michael Vicens, 1974-1978
9. 1654 Keith Simmons, 2003-2007
10. 1633 Togo Palazzi, 1951-1954

SCORING AVERAGE

1. 28.4 Jack Foley, 1959-1962
2. 23.2 Ronnie Perry, 1976-1980
3. 22.4 Ed Siudut, 1966-1969
4. 22.2 Jim McCaffrey, 1984-1986
5. 22.1 Tom Heinsohn, 1953-1956
6. 20.4 Togo Palazzi, 1951-1954
7. 20.2 Keith Hochstein, 1965-1968
8. 19.5 John Wendelken, 1962-1965
9. 19.5 Rob Feaster, 1991-1995
10. 18.2 Bob Kissane, 1968-1971

REBOUNDS

1. 1254 Tom Heinsohn, 1953-1956
2. 1086 Togo Palazzi, 1951-1954
3. 1019 Chris Potter, 1974-1978
4. 969 Ralph Brandt, 1957-1960
5. 921 Joe Hughes, 1955-1958
6. 888 Ed Siudut, 1966-1969
7. 817 Jim Schnurr, 1970-1973
8. 796 Gene Doyle, 1970-1973
9. 793 Bob Kissane, 1968-1971
10. 783 Tim Szatko, 1999-2003

REBOUNDING AVERAGE

1. 15.5 Tom Heinsohn, 1953-1956
2. 13.6 Togo Palazzi, 1951-1954
3. 12.8 Ralph Brandt, 1957-1960
4. 12.3 Ed Siudut, 1966-1969
5. 12.3 Joe Hughes, 1955-1958
6. 11.5 Keith Hochstein, 1965-1968
7. 10.8 Josh Sankes, 1999-2001
8. 10.6 Jim Schnurr, 1970-1973
9. 10.6 Bob Kissane, 1968-1971
10. 10.5 Gene Doyle, 1970-1973

FIELD GOALS MADE

1. 922 Ronnie Perry, 1976-1980
2. 833 Jack Foley, 1959-1962
3. 757 Rob Feaster, 1991-1995
4. 732 Chris Potter, 1974-1978
5. 709 Bob Cousy, 1946-1950
6. 700 Dwight Pernell, 1986-1990
7. 685 Michael Vicens, 1974-1978
8. 661 Tom Heinsohn, 1953-1956
9. 653 Ed Siudut, 1966-1969
10. 622 Togo Palazzi, 1951-1954

FIELD GOALS ATTEMPTED

1. 1949 Ronnie Perry, 1976-1980
2. 1675 Jack Foley, 1959-1962
3. 1595 Rob Feaster, 1991-1995
4. 1493 Tom Heinsohn, 1953-1956
5. 1464 Ed Siudut, 1966-1969
6. 1437 Chris Potter, 1974-1978
7. 1424 Togo Palazzi, 1951-1954
8. 1399 Michael Vicens, 1974-1978
9. 1388 Dwight Pernell, 1986-1990
10. 1196 Kevin Hamilton, 2002-2006

FIELD GOAL PERCENTAGE

(minimum 300 made)

1. .581 Ernie Floyd (446-768), 1979-1984
2. .560 Chris Logan (383-684), 1979-1983
3. .540 Garry Witts (546-1011), 1977-1981
4. .527 Glenn Tropf (395-750), 1985-1989
5. .523 Patrick Whearty (369-706), 1998-2003
6. .516 Tim Clifford (488-945), 2004-2008
7. .512 Nate Lufkin (316-617), 2001-2005
8. .510 Jim Schnurr (502-984), 1970-1973
9. .510 Jim Nairus (435-853), 1987-1991
10. .509 Chris Potter (732-1437), 1974-1978

THREE-POINTERS MADE

1. 222 Kevin Hamilton, 2002-2006
2. 194 Keith Simmons, 2003-2007
3. 146 Lorn Davis, 1986-1990
4. 137 Brian Wilson, 1999-2003
5. 134 Ryan Serravalle, 1998-2002
6. 133 Ted Bettencourt, 1992-1996
7. **129 Andrew Beinert, 2007-present**
8. 126 Rob Feaster, 1991-1995
9. 119 Dwight Pernell, 1986-1990
10. 116 Jim Nairus, 1987-1991

THREE-POINTERS ATTEMPTED

1. 640 Kevin Hamilton, 2002-2006
2. 463 Keith Simmons, 2003-2007
3. 411 Ted Bettencourt, 1992-1996
4. 373 Ryan Serravalle, 1998-2002
5. 371 Lorn Davis, 1986-1990
6. 350 Rob Feaster, 1991-1995
7. 338 Brian Wilson, 1999-2003
8. 319 Torey Thomas, 2003-2007
9. **308 Andrew Beinert, 2007-present**
10. 298 Gordon Hamilton, 1991-1995

THREE-POINT PERCENTAGE

(minimum 60 made)

1. .511 Glenn Tropf (67-131), 1985-1989
2. .481 Jim Nairus (116-241), 1987-1991
3. .456 Dwight Pernell (119-261), 1986-1990
4. .426 Joe Viviano (60-141), 1985-1989
5. .419 Keith Simmons (194-463), 2003-2007
6. **.419 Andrew Beinert (129-308), 2007-present**
7. .405 Brian Wilson (137-338), 1999-2003
8. .404 Frank Powell (93-230), 1989-1993
9. **.396 Devin Brown (76-192), 2008-present**
10. .394 Lorn Davis (146-371), 1986-1990

FREE THROWS MADE

1. 680 Ronnie Perry, 1976-1980
2. 584 Rob Feaster, 1991-1995
3. 519 Jack Foley, 1959-1962
4. 489 Togo Palazzi, 1951-1954
5. 467 Tom Heinsohn, 1953-1956
6. 444 Bob Kissane, 1968-1971
7. 436 Tim Szatko, 1999-2003
8. 388 Keith Hochstein, 1965-1968
9. 372 Dwight Pernell, 1986-1990
10. 361 Brian Reale, 1982-1986

FREE THROWS ATTEMPTED

1. 789 Rob Feaster, 1991-1995
2. 768 Ronnie Perry, 1976-1980
3. 661 Tom Heinsohn, 1953-1956
4. 657 Jack Foley, 1959-1962
5. 607 Tim Szatko, 1999-2003
6. 603 Togo Palazzi, 1951-1954
7. 579 Bob Kissane, 1968-1971
8. 519 Michael Vicens, 1974-1978
9. 509 Keith Hochstein, 1965-1968
10. 508 Paul Durkee, 1984-1988

CAREER RECORDS

FREE THROW PERCENTAGE

(minimum 150 made)

1. .886 Roger Breslin (225-254), 1989-1993
2. .885 Ronnie Perry (680-768), 1976-1980
3. .821 Brian Wilson (192-234), 1999-2003
4. **.819 Devin Brown (158-193), 2008-present**
5. .818 Dwight Pernell (372-455), 1986-1990
6. .808 Jim McCaffrey (298-369), 1984-1986
7. .797 Jim Nairus (248-311), 1987-1991
8. .796 Ron Perry (191-240), 1952-1954
9. .794 Ed Siudut (305-384), 1966-1969
10. .792 Garry Witts (305-385), 1977-1981

ASSISTS

1. 714 Glenn Williams, 1985-1989
2. 599 Jave Meade, 2000-2004
3. 475 Roger Breslin, 1989-1993
4. 470 Chris Potter, 1974-1978
5. 468 Torey Thomas, 2003-2007
6. 430 Dwight Pernell, 1986-1990
7. 422 Ronnie Perry, 1976-1980
8. 392 Kevin McAuley, 1973-1977
9. 359 Larry Westbrook, 1981-1985
10. 315 Pat Doherty, 2004-2009

BLOCKS

1. 210 Tim Clifford, 2004-2008
2. 153 Nate Lufkin, 2001-2005
3. 135 Josh Sankes, 1999-2001
4. 131 Patrick Whearty, 1998-2003
5. 104 Patrick Tutwiler, 1993-1997
6. 102 John Young, 1990-1994
7. 89 Rob Feaster, 1991-1995
8. 86 Grant Evans, 1985-1989
9. 82 Scott Martzloff, 1988-1992
10. 81 Jim Nairus, 1987-1991

STEALS

1. 292 Kevin Hamilton, 2002-2006
2. 268 Torey Thomas, 2003-2007
3. 246 Jave Meade, 2000-2004
4. 204 Dwight Pernell, 1986-1990
5. 191 Keith Simmons, 2003-2007
6. 172 Ted Bettencourt, 1992-1996
7. 166 Rob Feaster, 1991-1995
8. 143 Gordon Hamilton, 1991-1995
9. 139 Brian Reale, 1982-1986
10. 129 Pat Doherty, 2004-2009

GAMES PLAYED

1. 126 Keith Simmons, 2003-2007
2. 125 Torey Thomas, 2003-2007
3. 124 Tim Clifford, 2004-2008
4. 122 Kevin Hamilton, 2002-2006
- 122 Tim Szatko, 1999-2003
- 122 Brian Wilson, 1999-2003
7. 121 Jave Meade, 2000-2004
- 121 Colin Cunningham, 2005-2009
9. 119 Rick Mashburn, 1989-1993
- 119 Frank Powell, 1989-1993

GAMES STARTED

1. 107 Dwight Pernell, 1986-1990
2. 101 Tim Szatko, 1999-2003
3. 98 Ryan Serravalle, 1998-2002
4. 92 Jave Meade, 2000-2004
5. 91 Brian Wilson, 1999-2003
6. 89 Juan Pegues, 1997-2001
- 89 Bill Walker, 1989-1993
8. 88 Kevin Hamilton, 2002-2006
- 88 Leon Dickerson, 1988-1992
- 88 Chris Logan, 1979-1983

MINUTES PLAYED

1. 3884 Jave Meade, 2000-2004
2. 3686 Rob Feaster, 1991-1995
3. 3673 Tim Szatko, 1999-2003
4. 3628 Torey Thomas, 2003-2007
5. 3539 Keith Simmons, 2003-2007
6. 3453 Kevin Hamilton, 2002-2006
7. 3288 Dwight Pernell, 1986-1990
8. 3209 Brian Wilson, 1999-2003
9. 3204 Ryan Serravalle, 1998-2002
10. 3142 Glenn Williams, 1985-1989

AVERAGE MINUTES PLAYED

1. 35.5 Jim McCaffrey, 1984-1986
2. 32.4 Josh Sankes, 1999-2001
3. 32.3 Rob Feaster, 1991-1995
4. 32.1 Jave Meade, 2000-2004
5. 31.7 Ryan Serravalle, 1998-2002
6. 30.1 Tim Szatko, 1999-2003
7. 29.6 John Hightower, 1996-1999
8. **29.5 R.J. Evans, 2008-present**
9. 29.4 Dwight Pernell, 1986-1990
10. 29.0 Torey Thomas, 2003-2007

TEAM RECORDS

MOST POINTS SCORED

Half:

71 vs. St. Michael's, 12/3/1970 (2nd half)
70 vs. New Hampshire, 1/18/1988 (2nd half)

Single Game:

138 vs. St. Michael's, 12/3/1970
130 vs. New Hampshire, 1/18/1988

Single Season:

2563, 1992-1993 (30 games)
2562, 1989-1990 (30 games)
2551, 1976-1977 (29 games)

HIGHEST SCORING AVERAGE

Single Season:

87.96, 1976-1977 (29 games)
87.93, 1987-1988 (29 games)
86.00, 1977-1978 (27 games)

FEWEST POINTS SCORED *

Single Game:

36 vs. Boston University, 12/17/1946
38 vs. George Mason, 12/27/2005
39 vs. Army, 1/16/2008
40 vs. DePaul, 1/4/1948
40 vs. Louisville, 12/7/2003

Single Season:

1594, 1965-1966 (23 games)
1607, 1999-2000 (28 games)
1705, 1948-1949 (27 games)

LOWEST SCORING AVERAGE *

Single Season:

61.41, 2007-2008 (29 games)
63.11, 2003-2004 (28 games)
63.12, 2001-2002 (33 games)
63.73, 1946-1947 (30 games)

FIELD GOALS MADE

Half:

32 vs. St. Michael's, 12/3/1970 (1st half)
31 vs. St. Michael's, 12/3/1970 (2nd half)

Single Game:

63 vs. St. Michael's, 12/3/1970

Single Season:

1020, 1975-1976 (32 games)
993, 1976-1977 (29 games)
932, 1987-1988 (29 games)

TWO-TEAM COMBINED RECORDS

Most Points Scored, Half:

131 — Holy Cross 69, Connecticut 62,
12/20/1969

Most Points Scored, Single Game:

236 — Holy Cross 119, Rhode Island
117, 3/3/1973
236 — Iona 123, Holy Cross 113, (OT)
2/21/1989

Field Goals Made, Half:

52 — Holy Cross 26, Rhode Island 26,
3/3/1973

Field Goals Made, Single Game:

100 — Rhode Island 54, Holy Cross 46,
3/3/1973

Free Throw Attempts, Half:

75 — Holy Cross 38, Connecticut 37,
12/20/1969

Free Throw Attempts, Single Game:

98 — Holy Cross 60, Seton Hall 38,
2/7/1970

Free Throws Made, Half:

59 — Connecticut 32, Holy Cross 27,
12/20/1969

Free Throws Made, Single Game:

75 — Holy Cross 47, Seton Hall 28,
2/7/1970

FIELD GOALS ATTEMPTED

Half:

59 vs. St. Michael's, 12/3/1970

Single Game:

114 vs. St. Michael's, 12/3/1970

Single Season:

2285, 1975-1976 (32 games)
2117, 1955-1956 (27 games)
2018, 1953-1954 (28 games)

FIELD GOAL PERCENTAGE

Single Game:

.800 (32-40) vs. Vermont, 11/30/1981

Single Season:

.519 (902-1738), 1977-1978
.505 (993-1964), 1976-1977
.497 (932-1874), 1987-1988

THREE-POINTERS MADE

Single Game:

15 vs. Army, 1/11/2006
14 vs. Boston College, 12/2/1994
13 vs. Niagara, 2/23/1990
13 vs. Army, 2/7/2004

Single Season:

202, 2005-2006 (32 games)
198, 2004-2005 (32 games)
191, 2006-2007 (34 games)
181, 1989-1990 (30 games)
168, 1993-1994 (28 games)

THREE-POINTERS ATTEMPTED

Single Game:

32 vs. New Hampshire, 11/25/1994
32 vs. Boston College, 12/2/1994

Single Season:

555, 1994-1995 (27 games)
552, 2005-2006 (32 games)
551, 2004-2005 (32 games)
544, 2006-2007 (34 games)
498, 1996-1997 (27 games)

THREE-POINT PERCENTAGE

Single Game:

.833 (5-6) vs. Yale, 12/9/1987
.833 (5-6) vs. Boston College, 12/17/1988

Single Season:

.468 (158-337), 1987-1988
.448 (181-404), 1989-1990
.418 (161-385), 1990-1991

FREE THROWS MADE

Half:

30 vs. Seton Hall, 2/7/1970

Single Game:

47 vs. Seton Hall, 2/7/1970

Single Season:

629, 1992-1993(30 games)
599, 1993-1994 (28 games)
590, 1991-1992 (29 games)

TEAM RECORDS

CRUSADERS IN THE NCAA RECORD BOOK

Three-Point Field Goal Percentage, Single Season:

1st — .634 (52-82), Glenn Tropf,
1987-1988

Most Combined Points, Single Overtime:

3rd — 38, Holy Cross vs. Iona,
2/21/1989

Most Rebounds, Single Game:

3rd — 42, Tom Heinsohn vs.
Boston College, 3/1/1955

Assist Average, Single Season:

6th — 9.9, Glenn Williams, 1988-1989

Free Throw Percentage, Career:

18th — .885 (680-768), Ronnie Perry,
1976-1980

FREE THROWS ATTEMPTED

Half:

41 vs. Seton Hall, 2/7/1970

Single Game:

62 vs. St. John's, 2/5/1954

Single Season:

912, 1952-1953 (26 games)
904, 1993-1994 (28 games)
897, 1953-1954 (28 games)

FREE THROWS PERCENTAGE

Single Game:

1.000 (13-13) vs. Niagara, 12/29/2006
.923 (12-13) vs. Vermont, 11/28/2005
.920 (23-25) vs. Fairfield, 1/21/1978

Single Season:

.776 (505-651), 1961-1962
.749 (560-746), 1978-1979
.746 (456-611), 1967-1968

REBOUNDS

Half:

42 vs. Assumption, 1/22/1972

Single Game:

103 vs. Boston College, 3/1/1956
82 vs. Assumption, 1/22/1972

Single Season:

1711, 1955-1956 (27 games)
1430, 1970-1971 (26 games)
1417, 1957-1958 (25 games)

ASSISTS

Single Game:

40 vs. Buffalo, 12/6/1976
37 vs. Boston University, 2/24/1977
35 vs. Iona, 2/22/1989

Single Season:

678, 1976-1977 (29 games)
660, 1975-1976 (32 games)
625, 1977-1978 (27 games)

BLOCKS

Single Game:

13 vs. Bucknell, 2/26/1994
12 vs. Yale, 12/8/1979

Single Season:

159, 2004-2005 (32 games)
144, 1994-1995 (27 games)
142, 1993-1994 (28 games)
129, 1989-1990 (30 games)

STEALS

Single Game:

21 vs. Army, 2/5/1994
20 vs. Manhattan, 12/7/1985
20 vs. Mount St. Mary's, 1/4/1992
20 vs. Harvard, 11/23/2004

Single Season:

329, 2004-2005 (32 games)
324, 2006-2007 (34 games)
304, 1992-1993 (30 games)
300, 2003-2004 (28 games)
290, 2005-2006 (32 games)

NCAA STATISTICAL CHAMPIONS

Assist Average, Individual:

9.9, Glenn Williams (278 assists,
28 games), 1988-1989

Scoring Margin, Team:

17.2, Holy Cross, 1949-1950

Three-Point Field Goal Percentage, Individual:

.634, Glenn Tropf (52-82), 1987-1988

WIN-LOSS RECORD

Consecutive Wins:

29, 3/4/1949 to 3/4/1950

Consecutive Losses:

9, 1/24/1973 to 2/27/1973

Most Wins In A Season:

27, 1946-1947 (27-3); 1949-1950 (27-4)

Fewest Wins In A Season (10 or more games):

3, 1934-1935 (3-12)
4, 1944-1945 (4-9); 1908-1909 (4-8)

Most Losses In A Season:

22, 2009-2010 (9-22)

Fewest Losses In A Season (10 or more games):

2, 1953-1954 (26-2); 1903-1904 (10-2)

Highest Winning Percentage:

.929 (26-2), 1953-1954
.900 (27-3), 1946-1947
.871 (27-4), 1949-1950

Largest Margin of Victory:

70 points vs. St. Michael's, 12/3/1970 (138-68)

Largest Margin of Defeat:

51 points vs. Dartmouth, 2/8/1902 (27-78)

* since 1946-1947 season

YEAR-BY-YEAR LEADERS

SCORING

Year	Player	Games	Points	Avg.
1945-1946	George Kaftan	15	237	15.8
1946-1947	George Kaftan	28	310	11.1
1947-1948	Bob Cousy	30	486	16.2
1948-1949	Bob Cousy	27	480	17.8
1949-1950	Bob Cousy	30	582	19.4
1950-1951	Earle Markey	25	317	12.7
1951-1952	Togo Palazzi	27	370	13.7
1952-1953	Togo Palazzi	26	593	22.8
1953-1954	Togo Palazzi	27	670	24.8
1954-1955	Tom Heinsohn	26	605	23.3
1955-1956	Tom Heinsohn	27	740	27.4
1956-1957	George Waddleton	24	444	18.5
1957-1958	Joe Hughes	25	373	14.9
1958-1959	Tim Shea	24	360	15.0
1959-1960	Jack Foley	24	591	24.6
1960-1961	Jack Foley	27	728	26.9
1961-1962	Jack Foley	26	866	33.3
1962-1963	Pat Gallagher	25	405	16.2
1963-1964	John Wendelken	23	496	21.6
1964-1965	John Wendelken	23	488	21.2
1965-1966	Richard Murphy	23	398	17.3
1966-1967	Ed Siudut	25	511	20.4
1967-1968	Ed Siudut	23	534	23.2
1968-1969	Ed Siudut	24	566	23.6
1969-1970	Bob Kissane	25	550	22.0
1970-1971	Bob Kissane	26	445	17.1
1971-1972	Gene Doyle	26	566	21.8
1972-1973	Gene Doyle	26	542	20.8
1973-1974	Malcolm Moulton	26	468	18.0
1974-1975	Chris Potter	28	411	14.6
	Michael Vicens	28	411	14.6
1975-1976	Michael Vicens	32	481	15.0
1976-1977	Ronnie Perry	25	574	23.0
1977-1978	Ronnie Perry	27	585	21.7
1978-1979	Ronnie Perry	28	700	25.0
1979-1980	Ronnie Perry	29	665	22.9
1980-1981	Garry Witts	30	453	15.1
1981-1982	Kevin Greaney	27	388	14.4
1982-1983	Chris Logan	30	468	15.6
1983-1984	Ernie Floyd	30	469	15.6
1984-1985	Jim McCaffrey	28	607	21.6
1985-1986	Jim McCaffrey	25	571	22.8
1986-1987	Glenn Tropf	28	334	11.9
1987-1988	Dwight Pernell	29	457	15.7
1988-1989	Dwight Pernell	28	548	19.5
1989-1990	Dwight Pernell	30	650	21.6
1990-1991	Jim Nairus	30	551	18.3
1991-1992	Rick Mashburn	29	468	16.1
1992-1993	Rob Feaster	30	532	17.7
1993-1994	Rob Feaster	28	785	28.0
1994-1995	Rob Feaster	27	674	25.0

1995-1996	Walter Brown	29	503	17.3
1996-1997	Chris Rojik	27	366	13.6
1997-1998	Jon Kerr	27	416	15.4
1998-1999	Juan Pegeus	27	309	11.4
1999-2000	Josh Sankes	28	394	14.1
2000-2001	Josh Sankes	29	370	12.8
2001-2002	Tim Szatko	33	450	13.6
2002-2003	Patrick Whearty	31	385	12.4
2003-2004	Kevin Hamilton	28	307	11.0
2004-2005	Kevin Hamilton	32	502	15.7
2005-2006	Kevin Hamilton	31	547	17.6
2006-2007	Keith Simmons	34	576	16.9
2007-2008	Tim Clifford	29	521	18.0
2008-2009	R.J. Evans	32	429	13.4
2009-2010	Devin Brown	30	275	12.5

REBOUNDING

Year	Player	Games	Rebounds	Avg.
1951-1952	Jim Dilling	25	295	11.8
1952-1953	Togo Palazzi	26	423	16.2
1953-1954	Togo Palazzi	27	366	13.5
1954-1955	Tom Heinsohn	26	385	14.8
1955-1956	Tom Heinsohn	27	569	21.0
1956-1957	Joe Hughes	23	331	14.4
1957-1958	Joe Hughes	25	347	13.9
1958-1959	Ralph Brandt	25	374	14.9
1959-1960	Ralph Brandt	26	320	12.3
1960-1961	Jack Foley	27	284	10.5
1961-1962	Jack Foley	26	217	8.3
1962-1963	Pat Gallagher	25	174	6.9
1963-1964	John Sullivan	22	163	7.6
1964-1965	Greg Hochstein	23	198	8.6
1965-1966	Keith Hochstein	21	308	14.6
1966-1967	Ed Siudut	25	280	11.2
1967-1968	Ed Siudut	23	328	14.2
1968-1969	Ed Siudut	24	280	11.7
1969-1970	Bob Kissane	25	300	12.0
1970-1971	Bob Kissane	26	262	10.1
1971-1972	Gene Doyle	26	322	12.4
1972-1973	Gene Doyle	26	340	13.1
1973-1974	Marty Halsey	26	184	7.1
1974-1975	Chris Potter	28	213	7.6
1975-1976	Chris Potter	31	249	8.0
1976-1977	Chris Potter	29	282	9.7
1977-1978	Chris Potter	27	275	10.2
1978-1979	David Mulquin	28	191	6.8
1979-1980	Ernie Floyd	30	202	6.7
1980-1981	Tom Seaman	30	162	5.4
1981-1982	Chris Logan	26	153	5.9
1982-1983	Pat Elzie	30	243	8.1
1983-1984	Pat Elzie	30	267	8.9
1984-1985	Walter Coates	26	177	6.8
1985-1986	Paul Durkee	30	161	5.3

YEAR-BY-YEAR LEADERS

1986-1987	Glenn Tropf	28	201	7.1
1987-1988	Glenn Tropf	29	203	7.0
1988-1989	Grant Evans	28	187	6.6
1989-1990	Jim Nairus	29	172	5.9
1990-1991	Jim Nairus	30	235	7.8
1991-1992	Rick Mashburn	29	172	5.9
1992-1993	Rick Mashburn	30	222	7.4
1993-1994	John Young	28	226	8.1
1994-1995	Rob Feaster	27	186	6.9
1995-1996	Walter Brown	29	220	7.6
1996-1997	Chris Rojik	27	160	5.9
1997-1998	Jon Kerr	27	168	6.2
1998-1999	Juan Pegues	27	183	6.8
1999-2000	Josh Sankes	28	334	11.9
2000-2001	Josh Sankes	29	279	9.6
2001-2002	Tim Szatko	33	222	6.7
2002-2003	Patrick Whearty	31	206	6.6
2003-2004	John Hurley	27	135	5.0
2004-2005	John Hurley	32	192	6.0
2005-2006	Kevin Hamilton	31	196	6.3
2006-2007	Keith Simmons	34	196	5.8
2007-2008	Tim Clifford	29	158	5.4
2008-2009	Andrew Keister	30	188	6.3
2009-2010	Andrew Keister	31	277	8.9

ASSISTS

Year	Player	Games	Assists	Avg.
1969-1970	Jack Adams	24	91	3.8
1970-1971	Jack Adams	26	77	2.9
1971-1972	Bruce Grentz	26	132	5.1
1972-1973	King Gaskins	24	115	4.8
1973-1974	Ed Reilly	22	134	6.1
1974-1975	Kevin McAuley	28	147	5.2
1975-1976	Kevin McAuley	22	102	4.6
1976-1977	Chris Potter	29	157	5.4
1977-1978	Chris Potter	27	142	5.2
1978-1979	Bob Kelly	23	164	7.1
1979-1980	Bob Kelly	22	126	5.8
1980-1981	Eddie Thurman	30	154	5.1
1981-1982	Eddie Thurman	27	129	4.8
1982-1983	Larry Westbrook	27	112	4.1
1983-1984	Larry Westbrook	30	126	4.2
1984-1985	Jim McCaffrey	28	119	4.2
1985-1986	Jim McCaffrey	25	94	3.7
1986-1987	Glenn Williams	28	125	4.4
1987-1988	Glenn Williams	29	234	8.1
1988-1989	Glenn Williams *	28	278	9.9
1989-1990	Dwight Pernell	30	158	5.3
1990-1991	Aaron Jordan	30	175	5.8
1991-1992	Roger Breslin	29	186	6.4
1992-1993	Roger Breslin	30	214	7.1
1993-1994	Gordon Hamilton	28	116	4.1

1994-1995	Gordon Hamilton	27	81	3.0
1995-1996	Brian Lockhart	28	123	4.4
1996-1997	John Hightower	26	99	3.8
1997-1998	John Hightower	27	99	3.7
1998-1999	John Hightower	27	86	3.2
1999-2000	Guillermo Sanchez	27	62	2.3
2000-2001	Jave Meade	29	89	3.1
2001-2002	Jave Meade	33	162	4.9
2002-2003	Jave Meade	31	193	6.2
2003-2004	Jave Meade	28	155	5.5
2004-2005	Torey Thomas	31	114	3.7
2005-2006	Torey Thomas	32	153	4.8
2006-2007	Torey Thomas	34	160	4.7
2007-2008	Pat Doherty	25	108	4.3
2008-2009	Colin Cunningham	31	110	3.5
2009-2010	Andrew Beinert	31	108	3.5

* Led NCAA Division I in assists

BLOCKS

Year	Player	Games	Blocks
1981-1982	Chris Logan	26	25
1982-1983	Chris Logan	30	27
1983-1984	Ernie Floyd	30	19
1984-1985	Myles Maguire	27	22
1985-1986	Grant Evans	28	15
1986-1987	Glenn Tropf	28	13
1987-1988	Grant Evans	29	22
1988-1989	Grant Evans	28	38
1989-1990	Jim Nairus	29	33
1990-1991	Scott Martzloff	30	37
1991-1992	Rick Mashburn	29	37
1992-1993	John Young	30	28
1993-1994	John Young	28	51
1994-1995	Patrick Tutwiler	27	42
1995-1996	Walter Brown	29	28
1996-1997	Patrick Tutwiler	24	29
1997-1998	Juan Pegues	26	19
1998-1999	Patrick Whearty	27	26
1999-2000	Josh Sankes	28	69
2000-2001	Josh Sankes	29	66
2001-2002	Nate Lufkin	33	43
2002-2003	Patrick Whearty	31	42
2003-2004	Nate Lufkin	25	30
	Kevin Hyland	28	30
2004-2005	Nate Lufkin	29	51
2005-2006	Tim Clifford	32	48
2006-2007	Tim Clifford	34	64
2007-2008	Tim Clifford	29	67
2008-2009	Eric Meister	29	27
2009-2010	Eric Meister	31	21

YEAR-BY-YEAR LEADERS

STEALS

Year	Player	Games	Steals
1981-1982	Eddie Thurman	27	37
1982-1983	Jim Runcie	25	51
1983-1984	Larry Westbrook	30	45
1984-1985	Brian Reale	28	54
1985-1986	Brian Reale	30	43
1986-1987	Dwight Pernell	25	36
1987-1988	Dwight Pernell	29	55
1988-1989	Dwight Pernell	28	50
1989-1990	Dwight Pernell	29	63
1990-1991	Earl Weedon	30	37
1991-1992	Rick Mashburn	29	46
1992-1993	Rob Feaster	30	57
1993-1994	Gordon Hamilton	28	78
1994-1995	Gordon Hamilton	27	59
1995-1996	Tedd Bettencourt	29	76
1996-1997	John Hightower	26	37
1997-1998	John Hightower	27	32
1998-1999	John Hightower	27	44
1999-2000	Brian Wilson	28	31
2000-2001	Jave Meade	29	50
2001-2002	Jave Meade	33	71
2002-2003	Jave Meade	31	65
2003-2004	Kevin Hamilton	28	72
2004-2005	Kevin Hamilton	32	92
2005-2006	Kevin Hamilton	31	102
2006-2007	Torey Thomas	34	95
2007-2008	Kyle Cruze	29	46
2008-2009	Colin Cunningham	31	56
2009-2010	<i>Andrew Beinert</i>	<i>31</i>	<i>34</i>

FIELD GOAL PERCENTAGE

Year	Player	FG-FGA	Pct.
1952-1953	Togo Palazzi	221-534	.413
1953-1954	Tom Heinsohn	175-364	.481
1954-1955	Tom Heinsohn	232-499	.465
1955-1956	Joe Liebler	177-403	.439
1956-1957	Arthur Andreoli	153-369	.415
1957-1958	John Whelan	158-328	.481
1958-1959	George Blaney	146-332	.440
1959-1960	Jack Foley	229-435	.526
1960-1961	Tim Shea	163-335	.487
1961-1962	Jack Foley	322-639	.504
1962-1963	Pat Gallagher	170-351	.485
1963-1964	Richie Murphy	128-260	.493
1964-1965	John Wendelken	176-386	.456
1965-1966	Keith Hochstein	123-252	.488
1966-1967	Keith Hochstein	104-213	.488
1967-1968	Keith Hochstein	166-317	.523
1968-1969	Ed Siudut	228-507	.449
1969-1970	Stan Grayson	101-222	.459
1970-1971	Bob Kissane	154-318	.484

1971-1972	Stan Grayson	101-201	.547
1972-1973	Jim Schnurr	192-372	.516
1973-1974	Jim Dee	145-297	.488
1974-1975	Marty Halsey	167-320	.521
1975-1976	Marty Halsey	169-362	.466
1976-1977	Michael Vicens	168-312	.538
1977-1978	Chris Potter	181-306	.591
1978-1979	Garry Witts	141-271	.520
1979-1980	Ernie Floyd	125-222	.563
1980-1981	Tom Seaman	150-261	.575
1981-1982	Ed Thurman	138-280	.493
1982-1983	Chris Logan	169-276	.612
1983-1984	Ernie Floyd	177-285	.621
1984-1985	Brian Reale	132-263	.501
1985-1986	Jim McCaffrey	218-445	.489
1986-1987	Glenn Tropf	129-251	.513
1987-1988	Dwight Pernell	184-328	.560
1988-1989	Grant Evans	165-317	.520
1989-1990	Jim Nairus	147-279	.526
1990-1991	Leon Dickerson	112-219	.511
1991-1992	Frank Powell	126-259	.486
1992-1993	Rob Feaster	196-386	.508
1993-1994	Rob Feaster	261-553	.472
1994-1995	Rob Feaster	225-503	.447
1995-1996	Chris Rojik	145-281	.516
1996-1997	Jon Kerr	84-192	.438
1997-1998	Jon Kerr	151-326	.463
1998-1999	Patrick Whearty	80-173	.462
1999-2000	Josh Sankes	135-289	.467
2000-2001	Josh Sankes	124-224	.554
2001-2002	Brian Wilson	113-261	.433
2002-2003	Patrick Whearty	140-246	.565
2003-2004	John Hurley	97-207	.469
2004-2005	Keith Simmons	132-261	.506
2005-2006	Keith Simmons	158-301	.525
2006-2007	Keith Simmons	190-382	.497
2007-2008	Tim Clifford	205-359	.571
2008-2009	<i>R.J. Evans</i>	<i>174-391</i>	<i>.445</i>
2009-2010	<i>Andrew Keister</i>	<i>130-252</i>	<i>.516</i>

Note: Minimum seven field goal attempts per game.

FREE THROW PERCENTAGE

Year	Player	FT-FTA	Pct.
1952-1953	Ron Perry	101-126	.802
1953-1954	Ron Perry	90-114	.789
1954-1955	Joe Liebler	52-69	.754
1955-1956	Tom Heinsohn	232-304	.763
1956-1957	Tom Ryan	72-101	.713
1957-1958	Tom Ryan	59-83	.711
1958-1959	Tim Shea	84-108	.778
1959-1960	Jack Foley	133-174	.764
1960-1961	Tim Shea	122-153	.797

YEAR-BY-YEAR LEADERS

1961-1962	Jack Foley	222-256	.869
1962-1963	John Wendelken	74-97	.763
1963-1964	John Wendelken	106-133	.797
1964-1965	Richard Murphy	59-75	.787
1965-1966	Richard Murphy	86-116	.742
1966-1967	Ed Siudut	93-113	.823
1967-1968	Keith Hochstein	185-229	.807
1968-1969	Jack Adams	60-76	.789
1969-1970	Bob Kissane	186-246	.756
1970-1971	Bob Kissane	137-170	.806
1971-1972	Bruce Grentz	73-93	.785
1972-1973	Jim Schnurr	53-70	.757
1973-1974	Jim Gooch	43-62	.694
1974-1975	Bill Doran	97-125	.776
1975-1976	Jim Dee	60-73	.821
1976-1977	Ronnie Perry	156-177	.881
1977-1978	Ronnie Perry	181-201	.900
1978-1979	Ronnie Perry	187-196	.908
1979-1980	Ronnie Perry	165-194	.851
1980-1981	Kevin Greaney	60-77	.779
1981-1982	Kevin Greaney	76-96	.792
1982-1983	Jim Runcie	54-67	.805
1983-1984	Brian Reale	65-83	.783
1984-1985	Brian Reale	141-178	.792
1985-1986	Jim McCaffrey	71-81	.876
1986-1987	Glenn Williams	69-85	.811
1987-1988	Dwight Pernel	78-100	.780
1988-1989	Dwight Pernel	101-124	.814
1989-1990	Dwight Pernel	149-174	.856
1990-1991	Jim Nairus	110-140	.785
1991-1992	Roger Breslin	91-103	.883
1992-1993	Roger Breslin	100-111	.901
1993-1994	John Young	112-152	.737
1994-1995	Rob Feaster	169-226	.748
1995-1996	Walter Brown	166-231	.719
1996-1997	Jon Kerr	68-97	.701
1997-1998	Jon Kerr	85-108	.787
1998-1999	Ryan Serravalle	60-78	.769
1999-2000	Brian Wilson	50-65	.769
2000-2001	Ryan Serravalle	127-161	.789
2001-2002	Brian Wilson	54-67	.806
2002-2003	Patrick Whearty	104-137	.759
2003-2004	Keith Simmons	42-60	.700
2004-2005	Keith Simmons	72-89	.809
2005-2006	Keith Simmons	79-97	.814
2006-2007	Tim Clifford	74-90	.822
2007-2008	Pat Doherty	72-91	.791
2008-2009	Devin Brown	73-83	.880
2009-2010	Mike Cavataio	78-95	.821

Note: Minimum 60 free throw attempts.

THREE-POINT PERCENTAGE

Year	Player	3FG-3FGA	Pct.
1986-1987	Greg Martucci	18-62	.290
1987-1988	Glenn Tropf *	52-82	.634
1988-1989	Lorn Davis	35-93	.376
1989-1990	Dwight Pernel	81-161	.503
1990-1991	Jim Nairus	65-135	.481
1991-1992	Frank Powell	35-91	.384
1992-1993	Frank Powell	47-108	.435
1993-1994	Rob Feaster	42-101	.416
1994-1995	Ted Bettencourt	39-99	.394
1995-1996	Chris Rojik	37-91	.407
1996-1997	Chris Shea	26-76	.342
1997-1998	James Stowers	46-123	.374
1998-1999	James Stowers	45-114	.395
1999-2000	Tim Szatko	36-82	.439
2000-2001	Ryan Serravalle	38-97	.392
2001-2002	Brian Wilson	43-93	.462
2002-2003	Mark Jerz	33-66	.500
2003-2004	Keith Simmons	33-72	.458
2004-2005	Keith Simmons	50-119	.420
2005-2006	Keith Simmons	60-126	.476
2006-2007	Torey Thomas	48-119	.403
2007-2008	Colin Cunningham	28-76	.368
2008-2009	Andrew Beinert	49-108	.454
2009-2010	Devin Brown	64-143	.448

* Led NCAA Division I in three-point percentage

Note: Minimum two three-point attempts per game.

HART CENTER RECORDS

HART CENTER FACTS

NAME: The Hart Recreation Center is named for Rev. Francis J. Hart, S.J., the guiding force behind intramurals at Holy Cross for more than 40 years.

FIRST GAME: Holy Cross defeated Loyola (Md.) 94-85 on December 1, 1975.

CAPACITY: 3,600 permanent and bleacher seats around the court.

LARGEST CROWD: Holy Cross has had numerous standing room only crowds of 4,000, the last coming on March 9, 2007, against Bucknell.

LONGEST WINNING STREAK: 23 Games. Holy Cross won its final four home games of the 2005-2006 season, all 14 home contests during the 2006-2007 campaign, and its first five home games in 2007-2008 for its longest overall streak. The longest seasonal streak was 14 games, when the Crusaders posted a perfect 14-0 home record during the 2006-2007 season.

LONGEST LOSING STREAK: Seven games. The Crusaders dropped their first seven home games of the 1996-1997 season.

CONSECUTIVE WINNING SEASONS: The Crusaders posted 11 straight winning records at home from 1975-1976 through 1985-1986, in the first 11 years they played at the Hart Center.

BEST SEASON RECORD: Holy Cross had a perfect 14-0 mark at home during the 2006-2007 campaign.

WORST SEASON RECORD: The Crusaders were just 2-8 at the Hart Center during the 1997-1998 season.

100TH WIN: Holy Cross defeated Manhattan 114-71 on December 7, 1985, for its 100th victory in the Hart Center.

150TH WIN: Holy Cross downed Mount St. Mary's 115-82 on January 4, 1992, for its 150th victory in the Hart Center.

200TH WIN: Holy Cross defeated Lafayette 72-71 on February 15, 1997, for its 200th victory in the Hart Center.

250TH WIN: Holy Cross downed Army 78-38 on February 7, 2004, for its 250th victory in the Hart Center.

300TH WIN: The Crusaders defeated Sacred Heart 67-58 on November 14, 2008, for their 300th win at the Hart Center.

POINTS SCORED

Individual:

- 46 Jim McCaffrey, Holy Cross (vs. Iona, 1/31/1985)
- 46 Rob Feaster, Holy Cross (vs. Navy 2/19/1994)
- 45 Joe Knight, Lehigh (vs. Colgate, 3/4/2005)
- 41 Ronnie Perry, Holy Cross (vs. Florida Southern, 12/3/1978)
- 40 Kevin Houston, Army (vs. Holy Cross, 2/14/1987)

Team:

- 130 Holy Cross vs. New Hampshire, 1/18/1988
- 123 Holy Cross vs. Buffalo, 12/6/1976
- 122 Holy Cross vs. Army, 1/16/1988
- 116 Holy Cross vs. Lehigh, 2/29/1992
- 115 Holy Cross vs. Mount St. Mary's, 1/4/1992
- 114 Holy Cross, three times

Both Teams:

- 222 Holy Cross 122, Army 100, 1/16/1988
- 222 Holy Cross 130, New Hampshire 92, 1/18/1988

FIELD GOALS MADE

Individual:

- 19 Ronnie Perry, Holy Cross (vs. Florida Southern, 12/3/1978)
- 18 Jim McCaffrey, Holy Cross (vs. Iona, 1/31/1985)
- 15 Rob Feaster, Holy Cross (vs. Navy, 2/19/1994)
- 15 Joe Knight, Lehigh (vs. Colgate, 3/4/2005)

Team:

- 55 Holy Cross vs. Buffalo, 12/6/1976
- 55 Holy Cross vs. Boston University, 2/14/1978

Both Teams:

- 90 Holy Cross 55, Buffalo 35, 12/6/1976

FIELD GOALS ATTEMPTED

Individual:

- 30 Ronnie Perry, Holy Cross (vs. Harvard, 12/18/1979)
- 26 Ronnie Perry, Holy Cross (vs. St. Peter's, 2/5/1977)
- 26 Ronnie Perry, Holy Cross (vs. Florida Southern, 12/3/1978)
- 25 Jim McCaffrey, Holy Cross (vs. Iona, 1/31/1985)
- 25 Rob Feaster, Holy Cross (vs. Bucknell, 2/26/1994)

Team:

- 92 Holy Cross vs. Boston College, 1/17/1976
- 90 Holy Cross vs. Lehigh, 1/16/1976

Both Teams:

- 171 Buffalo 87, Holy Cross 84, 12/6/1976

FIELD GOAL PERCENTAGE

Individual (minimum 7 attempts):

- 1.000 Tom Seaman, Holy Cross (7-7 vs. Maine, 3/5/1981)
- 1.000 Matt Mullery, Brown (7-7 vs. Holy Cross, 11/19/2008)
- .900 Glenn Tropf, Holy Cross (9-10 vs. Iona, 1/20/1987)
- .900 Jared Curry, Holy Cross (9-10 vs. Army, 2/13/1999)
- .900 Eric Meister, Holy Cross (9-10 vs. Colgate, 3/8/2009)
- .889 Tom Seaman, Holy Cross (8-9 vs. Yale, 11/28/1980)
- .889 Tom Seaman, Holy Cross (8-9 vs. Assumption, 12/6/1980)
- .889 David Bailey, Xavier (8-9 vs. Holy Cross, 1/6/1981)
- .889 John Hurley, Holy Cross (8-9 vs. Boston Univ., 11/22/2003)
- .889 *Andrew Keister, Holy Cross (8-9 vs. Lafayette, 1/20/2009)*

Team:

- .800 Holy Cross (32-40) vs. Vermont, 11/30/81
- .719 Holy Cross (41-57) vs. Iona, 1/31/85
- .678 Holy Cross (40-59) vs. Fordham, 2/27/88

THREE-POINTERS MADE

Individual:

- 10 Joe Knight, Lehigh (vs. Colgate, 3/4/2005)
- 8 Andrew Brown, Lafayette (vs. Holy Cross, 2/28/2007)
- 6 Dana Barros, Boston College (vs. Holy Cross, 12/17/1988)
- 6 James Stowers, Holy Cross (vs. Navy, 2/10/1999)
- 6 Michael Crotty, Williams (vs. Holy Cross, 12/4/2003)
- 6 Kyle Roemer, Colgate (vs. Holy Cross, 2/24/2010)

HART CENTER RECORDS

YEAR-BY-YEAR RECORD AT THE HART CENTER

Season	W	L	Pct.	Season	W	L	Pct.	Season	W	L	Pct.
1975-1976	13	1	.929	1987-1988	8	5	.615	1999-2000	4	8	.333
1976-1977	10	2	.833	1988-1989	9	4	.692	2000-2001	11	1	.917
1977-1978	12	1	.923	1989-1990	12	1	.923	2001-2002	9	3	.750
1978-1979	9	2	.818	1990-1991	10	6	.625	2002-2003	12	0	1.000
1979-1980	9	4	.692	1991-1992	10	2	.833	2003-2004	9	3	.750
1980-1981	11	1	.917	1992-1993	12	1	.923	2004-2005	12	3	.800
1981-1982	12	3	.800	1993-1994	8	3	.727	2005-2006	11	2	.846
1982-1983	5	3	.625	1994-1995	9	2	.818	2006-2007	14	0	1.000
1983-1984	9	2	.818	1995-1996	11	3	.786	2007-2008	8	5	.615
1984-1985	8	3	.727	1996-1997	3	8	.273	2008-2009	12	4	.750
1985-1986	6	5	.545	1997-1998	2	8	.200	2009-2010	5	7	.417
1986-1987	5	9	.357	1998-1999	6	5	.545	Overall	316	120	.725

Team:

- 15 Assumption vs. Holy Cross, 12/5/1988
- 13 Holy Cross vs. Army, 2/7/2004
- 13 Lehigh vs. Colgate, 3/4/2005
- 13 Navy vs. Holy Cross, 1/23/2008
- 12 Holy Cross vs. Navy, 1/27/1993
- 12 Williams vs. Holy Cross, 12/4/2003
- 12 Loyola (Ill.) vs. Holy Cross, 11/20/2009

Both Teams:

- 20 Assumption 15, Holy Cross 5, 12/5/1988
- 20 Colgate 11, Holy Cross 9, 1/15/2005
- 18 Holy Cross 9, La Salle 9, 1/19/1989
- 18 Boston University 11, Holy Cross 7, 1/2/2008
- 18 Holy Cross 8, San Francisco 8, 12/27/2008
- 17 Bucknell 9, Holy Cross 8, 1/30/1993
- 17 Lehigh 13, Colgate 4, 3/4/2005
- 17 Holy Cross 9, Lafayette 8, 1/7/2006
- 17 Colgate 11, Holy Cross 6, 2/24/2010

THREE-POINTERS ATTEMPTED

Individual:

- 17 Kyle Roemer, Colgate (vs. Holy Cross, 2/24/2010)
- 14 Ted Bettencourt, Holy Cross (vs. Army, 3/3/1996)
- 13 Joe Clark, Army (vs. Holy Cross, 1/30/2000)
- 13 Antoine Agudio, Hofstra (vs. Holy Cross, 11/10/2007)
- 12 Charles Parharm, Assumption (vs. Holy Cross, 12/5/1988)
- 12 Joe Knight, Lehigh (vs. Colgate, 3/4/2005)
- 12 Andrew Brown, Lafayette (vs. Holy Cross, 2/28/2007)

Team:

- 38 Assumption vs. Holy Cross, 12/5/1988
- 30 Lafayette vs. Holy Cross, 2/6/2010
- 29 Holy Cross vs. Army, 2/7/2004
- 29 Navy vs. Holy Cross, 1/23/2008
- 29 Colgate vs. Holy Cross, 2/24/2010
- 27 Iona vs. Holy Cross, 1/25/1989

Both Teams:

- 48 Assumption 38, Holy Cross 10, 12/5/1988
- 49 Lafayette 25, Holy Cross 23, 2/3/2007
- 45 Holy Cross 23, Navy 22, 3/3/2006
- 45 Colgate 29, Holy Cross 16, 2/24/2010
- 44 Lafayette 24, Holy Cross 20, 1/7/2006
- 44 Navy 29, Holy Cross 15, 1/23/2008

THREE-POINT PERCENTAGE

Individual (minimum 4 attempts):

- 1.000 Phil Gamble, Connecticut (5-5 vs. Holy Cross, 2/4/1988)
- 1.000 Kyle Roemer, Colgate (5-5, vs. Holy Cross, 1/15/2005)
- 1.000 Bob Krizansky, Lehigh (4-4 vs. Holy Cross, 3/1/1991)
- 1.000 Alex Morris, Army (4-4 vs. Holy Cross, 2/6/1993)
- 1.000 Mike Venezia, Colgate (4-4 vs. Holy Cross, 2/27/2008)

Team:

- .777 La Salle (7- 9) vs. Holy Cross, 2/17/1988
- .750 Army (9-12) vs. Holy Cross, 2/18/1989

FREE THROWS MADE

Individual:

- 15 Ronnie Perry, Holy Cross (vs. Yale, 12/8/1978)
- 15 Ed Rains, South Alabama (vs. Texas-El Paso, 12/6/1980)

Team:

- 40 Holy Cross vs. Fordham, 1/6/1977
- 38 Holy Cross vs. Vermont, 12/4/1976
- 37 Holy Cross vs. Mount St. Mary's, 1/4/1992

Both Teams:

- 66 Holy Cross 35, Assumption 31, 1/11/1978

HART CENTER RECORDS

HOLY CROSS VS. ALL OPPONENTS AT THE HART CENTER

Opponent	W	L	Pct.	Opponent	W	L	Pct.	Opponent	W	L	Pct.
American	9	2	.818	Georgetown	0	2	.000	Ohio State	0	1	.000
Army	29	4	.879	Hampton	1	0	1.000	Princeton	1	2	.333
Assumption	15	1	.938	Hartford	2	2	.500	Providence	3	4	.429
Bentley	1	0	1.000	Harvard	10	7	.588	Quinnipiac	1	0	1.000
Boston College	7	4	.636	Hofstra	3	0	1.000	Rhode Island	1	0	1.000
Boston University	6	3	.667	Illinois State	1	0	1.000	Sacred Heart	3	1	.750
Brown	6	3	.667	Iona	8	1	.889	St. Anselm	2	0	1.000
Bucknell	12	11	.522	King's College	1	0	1.000	St. Francis (N.Y.)	1	0	1.000
Buffalo	1	0	1.000	Lafayette	18	3	.857	St. John's	0	1	.000
Canisius	4	0	1.000	La Salle	2	5	.286	St. Joseph's	1	0	1.000
Catholic	1	0	1.000	Lehigh	21	4	.840	St. Peter's	5	5	.500
Charleston	0	0	.000	Loyola (Ill.)	0	1	.000	San Francisco	1	0	1.000
Colgate	19	6	.760	Loyola (Md.)	2	0	1.000	Seton Hall	2	0	1.000
Columbia	0	2	.000	Maine	2	0	1.000	Siena	3	2	.600
Connecticut	3	3	.500	Manhattan	7	2	.778	South Alabama	0	1	.000
Dartmouth	12	3	.800	Marist	2	0	1.000	Stony Brook	0	0	.000
Davidson	1	0	1.000	Massachusetts	4	3	.571	Vermont	3	3	.500
Dowling	1	0	1.000	Mount St. Mary's	2	0	1.000	Western Michigan	1	1	.500
Duquesne	1	0	1.000	Navy	16	6	.727	William & Mary	2	0	1.000
Fairfield	7	5	.583	New Hampshire	10	2	.833	Williams	0	1	.000
Florida International	1	0	1.000	Niagara	1	1	.500	Xavier (Ohio)	1	0	1.000
Florida Southern	1	0	1.000	North Carolina-Asheville	1	0	1.000	Yale	7	2	.778
Fordham	17	7	.708	Northeastern	5	2	.714				
George Washington	0	1	.000	Ohio	1	0	1.000				

2010-2011 home opponents listed in bold.

FREE THROWS ATTEMPTED

Individual:

- 22 Rob Feaster, Holy Cross (vs. Lafayette, 1/22/1994)
- 20 Josh Sankes, Holy Cross (vs. Army, 1/30/2000)

Team:

- 50 Holy Cross vs. Fordham, 1/6/1977
- 48 Holy Cross vs. Vermont, 12/4/1976
- 47 Holy Cross vs. Lehigh, 3/1/1991

Both Teams:

- 84 Yale 45, Holy Cross 39, 12/8/1978

FREE THROW PERCENTAGE

Individual (minimum 12 attempts):

- 1.000 Ronnie Perry, Holy Cross (15-15 vs. Yale, 12/8/1978)
- 1.000 Ronnie Perry, Holy Cross (13-13 vs. King's College, 2/19/1978)
- 1.000 Ronnie Perry, Holy Cross (12-12 vs. Assumption, 1/11/1979)
- 1.000 Brian Reale, Holy Cross (12-12 vs. Massachusetts, 1/16/1984)

Team:

- .971 South Alabama (33-34) vs. Texas-El Paso, 12/6/1980
- .957 Hofstra (22-23) vs. Holy Cross, 2/4/1978
- .935 Harvard (29-31) vs. Holy Cross, 1/7/1988
- .925 Canisius (25-27) vs. Holy Cross, 12/22/1979

REBOUNDS

Individual:

- 19 Josh Sankes, Holy Cross (vs. Army, 1/30/2000)
- 19 Nate Lufkin, Holy Cross (vs. Lafayette, 2/6/2002)
- 18 Ernie Floyd, Holy Cross (vs. Harvard, 12/19/1983)
- 18 Charlie Browne, Holy Cross (vs. Catholic, 12/2/1979)
- 18 Chris Dudley, Yale (vs. Holy Cross, 1/3/1985)
- 18 Josh Sankes, Holy Cross (vs. Lehigh, 2/26/2000)
- 18 Andrew Keister, Holy Cross (vs. Army, 1/13/2010)**
- 18 Andrew Keister, Holy Cross (vs. American, 2/21/2010)**

Team:

- 57 Holy Cross vs. Dartmouth, 12/1/1977

Both Teams:

- 97 Holy Cross 52, Assumption 45, 1/7/1976

ASSISTS

Individual:

- 16 Chris Potter, Holy Cross (vs. Iona, 12/7/1977)
- 15 Jim McCaffrey, Holy Cross (vs. Iona, 1/31/1985)
- 15 Glenn Williams, Holy Cross (vs. Iona, 2/9/1988)

Team:

- 40 Holy Cross vs. Buffalo, 12/6/1976
- 37 Holy Cross vs. Boston University, 2/24/1977

HART CENTER RECORDS

BLOCKS

Individual:

- 7 Josh Sankes, Holy Cross (vs. Colgate, 2/5/2000)
- 7 Tim Clifford, Holy Cross (vs. Lehigh, 2/2/2008)
- 6 Dennis Lawson, Dartmouth (vs. Holy Cross, 12/1/1977)
- 6 Troy Truesdale, Iona (vs. Holy Cross, 1/31/1985)
- 6 Patrick Tutwiler, Holy Cross (vs. Lehigh, 1/25/1995)
- 6 Tim Clifford, Holy Cross (vs. Marist, 11/28/2004)
- 6 Tim Clifford, Holy Cross (vs. Lafayette, 2/11/2005)
- 6 Tim Clifford, Holy Cross (vs. Bucknell, 3/9/2007)
- 6 Tim Clifford, Holy Cross (vs. Yale, 11/28/2007)
- 6 Tim Clifford, Holy Cross (vs. Boston Univ., 1/2/2008)

Team:

- 13 Holy Cross vs. Bucknell, 2/26/1994
- 11 Holy Cross vs. Assumption, 1/7/1976
- 11 Holy Cross vs. Lehigh, 1/16/1976
- 11 Holy Cross vs. Yale, 11/28/1980

STEALS

Individual:

- 9 Jason Harris, Fordham (vs. Holy Cross, 11/27/1999)
- 7 Brian Reale, Holy Cross (vs. Iona, 2/4/1986)
- 7 Pat Baldwin, Northwestern (vs. Holy Cross, 12/21/1992)
- 7 Ted Bettencourt, Holy Cross (vs. Fordham, 1/24/1996)
- 7 Kevin Hamilton, Holy Cross (vs. Harvard, 11/22/2005)
- 7 Kevin Hamilton, Holy Cross (vs. Lafayette, 1/7/2006)
- 7 Kevin Hamilton, Holy Cross (vs. Colgate, 1/26/2006)
- 7 Keith Simmons, Holy Cross (vs. Wm. & Mary, 11/25/2006)
- 7 Torey Thomas, Holy Cross (vs. Lehigh, 1/26/2007)
- 7 Adrian Williams, Brown (vs. Holy Cross, 11/19/2008)

Team:

- 20 Holy Cross vs. Manhattan, 12/7/1985
- 20 Holy Cross vs. Mount St. Mary's, 1/4/1992
- 19 Holy Cross vs. Lafayette, 2/17/1993

MISCELLANEOUS RECORDS

Biggest Holy Cross Victory:

50 points (Holy Cross 88, Army 38, 2/8/2006)

Biggest Opponent Victory:

32 points (Navy 81, Holy Cross 49, 1/23/2000)

Most Points Scored by Holy Cross:

130 vs. New Hampshire (92), 1/18/1988

Most Points by an Opponent:

102 by La Salle vs. Holy Cross (83), 2/17/1988

1,000-POINT SCORERS

1. RONNIE PERRY (2,524 POINTS)

Season	GP-GS	Min	Avg	—TOTAL—		—3-PTS—		FT-A	Pct	—REBOUNDS—			PF-FO	A	TO	Blk	Stl	Pts	Avg
				FG-A	Pct	3FG-A	Pct			Off-Def	Tot	Avg							
1976-1977	25-n/a	n/a	n/a	209-421	.496	—	—	156-177	.881	n/a	67	2.7	52-0	103	n/a	n/a	n/a	574	23.0
1977-1978	27-n/a	n/a	n/a	202-424	.476	—	—	181-201	.900	n/a	49	1.8	60-1	114	n/a	n/a	n/a	585	21.7
1978-1979	28-28	n/a	n/a	261-575	.454	—	—	178-196	.908	n/a	60	2.1	50-1	120	n/a	n/a	n/a	700	25.0
1979-1980	29-29	n/a	n/a	250-529	.473	—	—	165-194	.851	n/a	66	2.3	49-0	85	50	n/a	n/a	665	22.9
Career	109-n/a	n/a	n/a	922-1949	.473	—	—	680-768	.885	n/a	242	2.2	211-2	422	n/a	n/a	n/a	2524	23.2

2. ROB FEASTER (2,224 POINTS)

Season	GP-GS	Min	Avg	—TOTAL—		—3-PTS—		FT-A	Pct	—REBOUNDS—			PF-FO	A	TO	Blk	Stl	Pts	Avg
				FG-A	Pct	3FG-A	Pct			Off-Def	Tot	Avg							
1991-1992	29-0	n/a	n/a	75-153	.490	15-38	.395	68-85	.800	n/a	93	3.2	63-1	22	42	18	22	233	8.0
1992-1993	30-30	911	30.4	196-386	.508	14-43	.326	126-163	.773	63-107	170	5.7	79-4	57	74	25	57	532	17.7
1993-1994	28-28	989	35.3	261-553	.472	42-101	.416	221-315	.702	70-113	183	6.5	93-4	59	98	22	43	785	28.0
1994-1995	27-27	887	32.9	225-503	.447	55-168	.327	169-226	.748	60-126	186	6.9	87-3	54	101	24	44	674	25.0
Career	114-85	n/a	n/a	757-1595	.475	126-350	.360	584-789	.740	n/a	632	5.5	322-12	192	315	89	166	2224	19.5

3. JACK FOLEY (2,185 POINTS)

Season	GP-GS	Min	Avg	—TOTAL—		—3-PTS—		FT-A	Pct	—REBOUNDS—			PF-FO	A	TO	Blk	Stl	Pts	Avg
				FG-A	Pct	3FG-A	Pct			Off-Def	Tot	Avg							
1959-1960	24-n/a	n/a	n/a	229-435	.526	—	—	133-174	.764	n/a	136	5.7	n/a	n/a	n/a	n/a	n/a	591	24.6
1960-1961	27-n/a	n/a	n/a	282-601	.461	—	—	122-153	.722	n/a	284	10.5	n/a	n/a	n/a	n/a	n/a	728	26.9
1961-1962	26-n/a	n/a	n/a	322-639	.504	—	—	222-256	.869	n/a	217	8.3	n/a	n/a	n/a	n/a	n/a	866	33.3
Career	77-n/a	n/a	n/a	833-1675	.497	—	—	519-657	.789	n/a	725	9.4	n/a	n/a	n/a	n/a	n/a	2185	28.4

4. DWIGHT PERNELL (1,891 POINTS)

Season	GP-GS	Min	Avg	—TOTAL—		—3-PTS—		FT-A	Pct	—REBOUNDS—			PF-FO	A	TO	Blk	Stl	Pts	Avg
				FG-A	Pct	3FG-A	Pct			Off-Def	Tot	Avg							
1986-1987	25-20	n/a	n/a	94-196	.480	4-16	.250	44-57	.771	n/a	61	2.4	67-4	74	76	1	36	236	9.4
1987-1988	29-29	n/a	n/a	184-328	.560	11-27	.407	78-100	.780	n/a	94	3.2	79-4	91	73	7	55	457	15.7
1988-1989	28-28	n/a	n/a	212-422	.502	23-57	.403	101-124	.814	n/a	106	3.8	85-2	106	67	16	50	548	19.6
1989-1990	30-30	n/a	n/a	210-442	.475	81-161	.503	149-174	.856	n/a	78	2.6	64-0	159	103	7	63	650	21.6
Career	112-107	n/a	n/a	700-1388	.504	119-261	.456	372-455	.817	n/a	339	3.0	295-10	430	319	31	204	1891	16.9

5. TOM HEINSOHN (1,789 POINTS)

Season	GP-GS	Min	Avg	—TOTAL—		—3-PTS—		FT-A	Pct	—REBOUNDS—			PF-FO	A	TO	Blk	Stl	Pts	Avg
				FG-A	Pct	3FG-A	Pct			Off-Def	Tot	Avg							
1953-1954	28-n/a	n/a	n/a	175-364	.481	—	—	94-142	.662	n/a	300	10.7	n/a	n/a	n/a	n/a	n/a	444	15.9
1954-1955	26-n/a	n/a	n/a	232-499	.465	—	—	141-215	.465	n/a	385	14.8	n/a	n/a	n/a	n/a	n/a	605	23.3
1955-1956	27-n/a	n/a	n/a	254-630	.403	—	—	232-304	.763	n/a	569	21.1	n/a	n/a	n/a	n/a	n/a	740	27.4
Career	81-n/a	n/a	n/a	661-1493	.442	—	—	467-661	.707	n/a	1254	15.5	n/a	n/a	n/a	n/a	n/a	1789	22.1

5. CHRIS POTTER (1,789 POINTS)

Season	GP-GS	Min	Avg	—TOTAL—		—3-PTS—		FT-A	Pct	—REBOUNDS—			PF-FO	A	TO	Blk	Stl	Pts	Avg
				FG-A	Pct	3FG-A	Pct			Off-Def	Tot	Avg							
1974-1975	28-n/a	n/a	n/a	171-349	.489	—	—	69-98	.704	n/a	213	7.6	87-4	70	n/a	n/a	n/a	411	14.6
1975-1976	31-n/a	n/a	n/a	153-349	.438	—	—	78-116	.672	n/a	249	8.0	113-10	101	n/a	n/a	n/a	384	12.4
1976-1977	29-n/a	n/a	n/a	227-433	.524	—	—	101-153	.660	n/a	282	9.7	95-2	157	n/a	n/a	n/a	555	19.1
1977-1978	27-n/a	n/a	n/a	181-306	.591	—	—	77-113	.681	n/a	275	10.2	76-1	142	n/a	n/a	n/a	439	16.2
Career	115-n/a	n/a	n/a	732-1437	.509	—	—	325-480	.677	n/a	1019	8.9	371-17	470	n/a	n/a	n/a	1789	15.5

1,000-POINT SCORERS

7. BOB COUSY (1,775 POINTS)

Season	GP-GS	Min	Avg	—TOTAL—		—3-PTS—		FT-A	Pct	—REBOUNDS—			PF-FO	A	TO	Blk	Stl	Pts	Avg
				FG-A	Pct	3FG-A	Pct			Off-Def	Tot	Avg							
1946-1947	30-n/a	n/a	n/a	91-n/a	n/a	—	—	45-n/a	n/a	n/a	n/a	n/a	n/a	n/a	n/a	n/a	n/a	227	7.5
1947-1948	30-n/a	n/a	n/a	207-n/a	n/a	—	—	72-n/a	n/a	n/a	n/a	n/a	n/a	n/a	n/a	n/a	n/a	486	16.2
1948-1949	27-n/a	n/a	n/a	195-n/a	n/a	—	—	90-n/a	n/a	n/a	n/a	n/a	n/a	n/a	n/a	n/a	n/a	480	17.8
1949-1950	30-n/a	n/a	n/a	216-659	.328	—	—	150-199	.754	n/a	n/a	n/a	76-n/a	n/a	n/a	n/a	n/a	582	19.4
Career	117-n/a	n/a	n/a	709-n/a	n/a	—	—	357-n/a	n/a	n/a	n/a	n/a	n/a	n/a	n/a	n/a	n/a	1775	15.1

8. MICHAEL VICENS (1,721 POINTS)

Season	GP-GS	Min	Avg	—TOTAL—		—3-PTS—		FT-A	Pct	—REBOUNDS—			PF-FO	A	TO	Blk	Stl	Pts	Avg
				FG-A	Pct	3FG-A	Pct			Off-Def	Tot	Avg							
1974-1975	28-n/a	n/a	n/a	168-355	.473	—	—	75-122	.615	n/a	191	6.8	101-6	53	n/a	n/a	n/a	411	14.7
1975-1976	32-n/a	n/a	n/a	185-415	.446	—	—	111-155	.716	n/a	180	5.6	112-7	75	n/a	n/a	n/a	481	15.0
1976-1977	28-n/a	n/a	n/a	168-312	.538	—	—	95-145	.655	n/a	196	7.0	105-9	65	n/a	n/a	n/a	431	15.4
1977-1978	27-n/a	n/a	n/a	164-317	.517	—	—	70-97	.722	n/a	163	6.0	95-3	88	n/a	n/a	n/a	398	14.7
Career	115-n/a	n/a	n/a	685-1399	.490	—	—	351-519	.676	n/a	730	6.3	413-25	281	n/a	n/a	n/a	1721	14.9

9. KEITH SIMMONS (1,654 POINTS)

Season	GP-GS	Min	Avg	—TOTAL—		—3-PTS—		FT-A	Pct	—REBOUNDS—			PF-FO	A	TO	Blk	Stl	Pts	Avg
				FG-A	Pct	3FG-A	Pct			Off-Def	Tot	Avg							
2003-2004	28-1	501	17.9	81-182	.445	33-72	.458	42-60	.700	31-58	89	3.2	41-1	16	31	8	27	237	8.5
2004-2005	32-0	834	26.1	132-261	.506	50-119	.420	72-89	.809	49-81	130	4.1	69-0	36	44	17	50	386	12.1
2005-2006	32-32	995	31.1	158-301	.525	60-126	.476	79-97	.814	67-99	166	5.2	66-3	47	49	10	37	455	14.2
2006-2007	34-34	1209	35.6	190-382	.497	51-146	.349	145-189	.767	79-117	196	5.8	77-0	63	62	23	77	576	16.9
Career	126-67	3539	28.1	561-1126	.498	194-463	.419	338-435	.777	226-355	581	4.6	253-4	162	186	58	191	1654	13.1

10. TOGO PALAZZI (1,633 POINTS)

Season	GP-GS	Min	Avg	—TOTAL—		—3-PTS—		FT-A	Pct	—REBOUNDS—			PF-FO	A	TO	Blk	Stl	Pts	Avg
				FG-A	Pct	3FG-A	Pct			Off-Def	Tot	Avg							
1951-1952	27-n/a	n/a	n/a	146-357	.409	—	—	78-125	.624	n/a	297	11.0	n/a	n/a	n/a	n/a	n/a	370	13.7
1952-1953	26-n/a	n/a	n/a	221-534	.414	—	—	151-219	.689	n/a	423	16.3	n/a	n/a	n/a	n/a	n/a	593	22.8
1953-1954	27-n/a	n/a	n/a	255-533	.478	—	—	160-259	.618	n/a	366	13.6	n/a	n/a	n/a	n/a	n/a	670	24.8
Career	80-n/a	n/a	n/a	622-1424	.436	—	—	489-603	.645	n/a	1086	13.6	n/a	n/a	n/a	n/a	n/a	1633	20.4

11. ED SIUDUT (1,611 POINTS)

Season	GP-GS	Min	Avg	—TOTAL—		—3-PTS—		FT-A	Pct	—REBOUNDS—			PF-FO	A	TO	Blk	Stl	Pts	Avg
				FG-A	Pct	3FG-A	Pct			Off-Def	Tot	Avg							
1966-1967	25-n/a	n/a	n/a	209-444	.470	—	—	93-113	.823	n/a	280	11.2	n/a	n/a	n/a	n/a	n/a	511	20.4
1967-1968	23-n/a	n/a	n/a	216-513	.421	—	—	102-129	.791	n/a	328	14.3	79-4	n/a	n/a	n/a	n/a	534	23.2
1968-1969	24-n/a	n/a	n/a	228-507	.449	—	—	110-142	.775	n/a	280	11.7	86-5	n/a	n/a	n/a	n/a	566	23.6
Career	72-n/a	n/a	n/a	653-1464	.446	—	—	305-384	.794	n/a	888	12.3	n/a	n/a	n/a	n/a	n/a	1611	22.4

12. KEVIN HAMILTON (1,492 POINTS)

Season	GP-GS	Min	Avg	—TOTAL—		—3-PTS—		FT-A	Pct	—REBOUNDS—			PF-FO	A	TO	Blk	Stl	Pts	Avg
				FG-A	Pct	3FG-A	Pct			Off-Def	Tot	Avg							
2002-2002	31-0	416	13.4	42-126	.333	24-82	.293	28-42	.667	18-50	68	2.2	49-0	40	40	2	26	136	4.4
2003-2004	28-27	815	29.1	100-242	.413	53-137	.387	54-85	.635	23-104	127	4.5	75-2	69	61	11	72	307	11.0
2004-2005	32-31	1102	34.4	162-408	.397	82-231	.355	96-132	.727	24-157	181	5.7	78-1	91	86	12	92	502	15.7
2005-2006	31-30	1120	36.1	160-420	.381	63-190	.332	164-211	.777	41-155	196	6.3	82-0	108	118	14	102	547	17.6
Career	122-88	3453	28.3	464-1196	.388	222-640	.347	342-470	.728	106-466	572	4.7	284-3	308	305	39	292	1492	12.2

1,000-POINT SCORERS

13. TIM SZATKO (1,464 POINTS)

Season	GP-GS	Min	Avg	—TOTAL—		—3-PTS—		FT-A	Pct	—REBOUNDS—			PF-FO	A	TO	Blk	Stl	Pts	Avg
				FG-A	Pct	3FG-A	Pct			Off-Def	Tot	Avg							
1999-2000	28-22	862	30.8	97-224	.433	36-82	.439	89-121	.736	55-111	166	5.9	62-1	39	88	11	11	319	11.4
2000-2001	30-16	849	28.3	105-236	.445	25-77	.325	106-140	.757	67-129	196	6.5	71-1	42	63	10	19	341	11.4
2001-2002	33-32	1051	31.8	149-352	.423	20-65	.308	132-193	.684	70-152	222	6.7	59-0	39	61	10	25	450	13.6
2002-2003	31-31	911	29.4	113-289	.391	19-66	.288	109-153	.712	52-147	199	6.4	56-0	44	57	19	15	354	11.4
Career	122-101	3673	30.1	464-1101	.421	100-290	.345	436-607	.718	244-539	783	6.4	248-2	164	269	50	70	1464	12.0

14. GARRY WITTS (1,397 POINTS)

Season	GP-GS	Min	Avg	—TOTAL—		—3-PTS—		FT-A	Pct	—REBOUNDS—			PF-FO	A	TO	Blk	Stl	Pts	Avg
				FG-A	Pct	3FG-A	Pct			Off-Def	Tot	Avg							
1977-1978	27-n/a	n/a	n/a	93-167	.556	—	—	49-61	.803	n/a	98	3.6	76-5	68	n/a	n/a	n/a	235	8.7
1978-1979	28-28	n/a	n/a	141-271	.520	—	—	78-93	.839	n/a	160	5.7	104-9	75	n/a	n/a	n/a	360	12.8
1979-1980	30-28	n/a	n/a	143-265	.540	—	—	63-82	.768	n/a	167	5.6	103-7	89	68	n/a	n/a	349	11.6
1980-1981	30-30	1010	33.7	169-308	.549	—	—	115-149	.772	n/a	126	4.2	87-2	71	79	n/a	n/a	453	15.1
Career	115-n/a	n/a	n/a	546-1011	.540	—	—	305-385	.792	n/a	551	4.8	370-23	303	n/a	n/a	n/a	1397	12.2

15. JOHN WENDELKEN (1,386 POINTS)

Season	GP-GS	Min	Avg	—TOTAL—		—3-PTS—		FT-A	Pct	—REBOUNDS—			PF-FO	A	TO	Blk	Stl	Pts	Avg
				FG-A	Pct	3FG-A	Pct			Off-Def	Tot	Avg							
1962-1963	25-n/a	n/a	n/a	164-394	.416	—	—	74-97	.763	n/a	136	5.4	n/a	n/a	n/a	n/a	n/a	402	16.1
1963-1964	23-n/a	n/a	n/a	195-407	.479	—	—	106-133	.797	n/a	139	6.0	60-1	n/a	n/a	n/a	n/a	496	21.6
1964-1965	23-n/a	n/a	n/a	112-246	.455	—	—	59-75	.787	n/a	96	4.2	50-0	n/a	n/a	n/a	n/a	488	21.2
Career	71-n/a	n/a	n/a	535-1187	.450	—	—	316-405	.780	n/a	371	5.2	n/a	n/a	n/a	n/a	n/a	1386	19.5

16. BOB KISSANE (1,362 POINTS)

Season	GP-GS	Min	Avg	—TOTAL—		—3-PTS—		FT-A	Pct	—REBOUNDS—			PF-FO	A	TO	Blk	Stl	Pts	Avg
				FG-A	Pct	3FG-A	Pct			Off-Def	Tot	Avg							
1968-1969	24-n/a	n/a	n/a	123-314	.392	—	—	121-163	.742	n/a	231	9.6	73-2	n/a	n/a	n/a	n/a	367	15.3
1969-1970	25-n/a	n/a	n/a	182-424	.429	—	—	186-246	.756	n/a	300	12.0	74-3	86	n/a	n/a	n/a	550	22.0
1970-1971	26-n/a	n/a	n/a	154-318	.484	—	—	137-170	.806	n/a	239	10.1	85-3	76	n/a	n/a	n/a	445	17.1
Career	75-n/a	n/a	n/a	459-1056	.435	—	—	444-579	.767	n/a	793	10.6	232-8	n/a	n/a	n/a	n/a	1362	18.1

17. BILL WALKER (1,337 POINTS)

Season	GP-GS	Min	Avg	—TOTAL—		—3-PTS—		FT-A	Pct	—REBOUNDS—			PF-FO	A	TO	Blk	Stl	Pts	Avg
				FG-A	Pct	3FG-A	Pct			Off-Def	Tot	Avg							
1989-1990	25-0	n/a	n/a	19-49	.387	4-13	.307	8-18	.444	n/a	16	0.6	21-0	7	11	1	6	50	2.0
1990-1991	30-30	n/a	n/a	149-354	.420	21-71	.295	51-81	.629	n/a	66	2.2	79-2	52	57	2	21	370	12.3
1991-1992	29-29	n/a	n/a	167-386	.432	23-70	.328	83-124	.669	n/a	87	3.0	67-0	44	58	3	37	440	15.1
1992-1993	30-30	952	31.7	172-381	.451	21-57	.368	112-175	.640	35-87	122	4.1	70-1	79	82	6	53	477	15.9
Career	114-89	n/a	n/a	507-1170	.487	69-211	.327	254-398	.638	n/a	291	2.6	237-3	182	208	12	117	1337	11.7

18. GENE DOYLE (1,332 POINTS)

Season	GP-GS	Min	Avg	—TOTAL—		—3-PTS—		FT-A	Pct	—REBOUNDS—			PF-FO	A	TO	Blk	Stl	Pts	Avg
				FG-A	Pct	3FG-A	Pct			Off-Def	Tot	Avg							
1970-1971	24-n/a	n/a	n/a	86-170	.506	—	—	52-88	.591	n/a	134	5.6	55-3	9	n/a	n/a	n/a	224	9.3
1971-1972	26-n/a	n/a	n/a	204-459	.444	—	—	158-228	.693	n/a	322	12.4	79-4	61	n/a	n/a	n/a	566	21.8
1972-1973	26-n/a	n/a	n/a	212-446	.477	—	—	116-163	.711	n/a	340	13.1	70-1	69	n/a	n/a	n/a	542	20.8
Career	76-n/a	n/a	n/a	503-1075	.469	—	—	326-479	.680	n/a	796	10.5	204-8	139	n/a	n/a	n/a	1332	17.5

1,000-POINT SCORERS

19. BILL DORAN (1,268 POINTS)

Season	GP-GS	Min	Avg	—TOTAL—		—3-PTS—		FT-A	Pct	—REBOUNDS—			PF-FO	A	TO	Blk	Stl	Pts	Avg
				FG-A	Pct	3FG-A	Pct			Off-Def	Tot	Avg							
1973-1974	15-n/a	n/a	n/a	34-93	.366	—	—	25-31	.806	n/a	62	4.1	30-0	21	n/a	n/a	n/a	93	6.2
1974-1975	28-n/a	n/a	n/a	135-277	.487	—	—	97-125	.776	n/a	166	4.1	61-1	37	n/a	n/a	n/a	367	13.1
1975-1976	32-n/a	n/a	n/a	171-373	.458	—	—	102-138	.739	n/a	164	5.1	89-3	84	n/a	n/a	n/a	444	13.8
1976-1977	29-n/a	n/a	n/a	148-290	.510	—	—	68-98	.693	n/a	149	5.1	83-3	105	n/a	n/a	n/a	364	12.5
Career	104-n/a	n/a	n/a	488-1033	.472	—	—	292-392	.744	n/a	541	4.7	263-7	247	n/a	n/a	n/a	1268	12.2

20. TIM CLIFFORD (1,246 POINTS)

Season	GP-GS	Min	Avg	—TOTAL—		—3-PTS—		FT-A	Pct	—REBOUNDS—			PF-FO	A	TO	Blk	Stl	Pts	Avg
				FG-A	Pct	3FG-A	Pct			Off-Def	Tot	Avg							
2004-2005	29-0	261	9.0	32-72	.444	0-0	.000	15-21	.714	23-45	68	2.3	41-0	5	24	31	2	79	2.7
2005-2006	32-15	706	22.1	96-194	.495	9-19	.474	48-63	.762	47-83	130	4.1	97-7	27	76	48	11	249	7.8
2006-2007	34-34	987	29.0	155-320	.484	13-35	.371	74-90	.822	73-85	158	4.6	121-8	42	92	64	28	397	11.7
2007-2008	29-29	928	32.0	205-359	.571	14-42	.333	97-124	.782	85-73	158	5.4	100-7	35	73	67	21	521	18.0
Career	124-78	2882	23.2	488-945	.516	36-96	.375	234-298	.785	228-286	514	4.1	359-22	109	265	210	62	1246	10.0

21. JIM NAIRUS (1,234 POINTS)

Season	GP-GS	Min	Avg	—TOTAL—		—3-PTS—		FT-A	Pct	—REBOUNDS—			PF-FO	A	TO	Blk	Stl	Pts	Avg
				FG-A	Pct	3FG-A	Pct			Off-Def	Tot	Avg							
1987-1988	26-0	n/a	n/a	45-75	.600	1-1	1.000	19-25	.760	n/a	83	3.2	56-1	11	23	5	18	110	4.2
1988-1989	19-9	n/a	n/a	55-115	.478	15-27	.555	33-38	.868	n/a	68	3.6	46-3	21	23	7	9	158	8.3
1989-1990	29-29	n/a	n/a	147-279	.526	35-78	.448	86-108	.796	n/a	172	5.9	80-1	56	63	33	20	415	14.3
1990-1991	30-30	n/a	n/a	188-384	.489	65-135	.481	110-140	.785	n/a	235	7.8	87-2	69	79	36	19	551	18.3
Career	104-68	n/a	n/a	435-853	.510	116-241	.481	248-311	.797	n/a	558	5.4	269-7	157	188	81	66	1234	11.7

22. TIM SHEA (1,218 POINTS)

Season	GP-GS	Min	Avg	—TOTAL—		—3-PTS—		FT-A	Pct	—REBOUNDS—			PF-FO	A	TO	Blk	Stl	Pts	Avg
				FG-A	Pct	3FG-A	Pct			Off-Def	Tot	Avg							
1958-1959	24-n/a	n/a	n/a	138-319	.434	—	—	84-108	.778	n/a	85	3.5	n/a	n/a	n/a	n/a	n/a	360	15.0
1959-1960	24-n/a	n/a	n/a	155-315	.492	—	—	100-132	.758	n/a	106	4.4	n/a	n/a	n/a	n/a	n/a	410	17.1
1960-1961	27-n/a	n/a	n/a	163-335	.487	—	—	122-153	.797	n/a	138	5.1	n/a	n/a	n/a	n/a	n/a	448	16.5
Career	75-n/a	n/a	n/a	456-969	.470	—	—	306-393	.778	n/a	329	4.4	n/a	n/a	n/a	n/a	n/a	1218	16.3

23. PAUL DURKEE (1,207 POINTS)

Season	GP-GS	Min	Avg	—TOTAL—		—3-PTS—		FT-A	Pct	—REBOUNDS—			PF-FO	A	TO	Blk	Stl	Pts	Avg
				FG-A	Pct	3FG-A	Pct			Off-Def	Tot	Avg							
1984-1985	27-3	n/a	n/a	69-125	.552	—	—	53-77	.688	n/a	83	3.1	38-1	11	43	3	4	191	7.1
1985-1986	30-23	n/a	n/a	105-220	.478	—	—	93-141	.660	n/a	161	5.4	97-6	14	60	11	10	303	10.1
1986-1987	27-12	n/a	n/a	109-237	.459	0-1	.000	91-149	.610	n/a	122	4.5	85-5	11	36	9	7	309	11.4
1987-1988	29-11	n/a	n/a	150-293	.511	2-4	.500	102-141	.723	n/a	144	5.0	91-3	23	52	18	7	404	13.9
Career	113-49	n/a	n/a	433-875	.495	2-5	.400	339-508	.667	n/a	510	4.5	311-15	59	191	41	28	1207	10.7

24. TOREY THOMAS (1,201 POINTS)

Season	GP-GS	Min	Avg	—TOTAL—		—3-PTS—		FT-A	Pct	—REBOUNDS—			PF-FO	A	TO	Blk	Stl	Pts	Avg
				FG-A	Pct	3FG-A	Pct			Off-Def	Tot	Avg							
2003-2004	28-0	394	14.1	45-139	.324	14-54	.259	40-52	.769	16-43	59	2.1	43-0	41	30	0	40	144	5.1
2004-2005	31-22	789	25.5	79-205	.385	12-50	.240	69-101	.683	27-99	126	4.1	51-2	114	56	0	56	239	7.7
2005-2006	32-31	1166	36.4	114-291	.392	34-96	.354	91-134	.679	35-133	168	5.3	84-1	153	86	1	77	353	11.0
2006-2007	34-34	1279	37.6	131-349	.375	48-119	.403	155-201	.771	22-139	161	4.7	92-2	160	135	0	95	465	13.7
Career	125-87	3628	29.0	369-984	.375	108-319	.339	355-488	.727	100-414	514	4.1	270-5	468	307	1	268	1201	9.6

1,000-POINT SCORERS

25. JIM McCAFFREY (1,178 POINTS)

Season	GP-GS	Min	Avg	—TOTAL—		—3-PTS—		FT-A	Pct	—REBOUNDS—			PF-FO	A	TO	Blk	Stl	Pts	Avg
				FG-A	Pct	3FG-A	Pct			Off-Def	Tot	Avg							
1984-1985	28-28	n/a	n/a	22-456	.487	—	—	163-210	.776	n/a	65	2.3	99-6	119	129	3	33	607	21.7
1985-1986	25-25	n/a	n/a	18-445	.489	—	—	135-159	.849	n/a	61	2.4	82-4	94	82	4	39	571	22.8
Career	53-53	n/a	n/a	440-901	.488	—	—	298-369	.808	n/a	126	2.4	181-10	213	211	7	72	1178	22.2

26. GEORGE KAFTAN (1,177 POINTS)

Season	GP-GS	Min	Avg	—TOTAL—		—3-PTS—		FT-A	Pct	—REBOUNDS—			PF-FO	A	TO	Blk	Stl	Pts	Avg
				FG-A	Pct	3FG-A	Pct			Off-Def	Tot	Avg							
1945-1946	15-n/a	n/a	n/a	90-n/a	n/a	—	—	57-n/a	n/a	n/a	n/a	n/a	n/a	n/a	n/a	n/a	n/a	237	15.8
1946-1947	28-n/a	n/a	n/a	119-n/a	n/a	—	—	72-n/a	n/a	n/a	n/a	n/a	n/a	n/a	n/a	n/a	n/a	310	11.1
1947-1948	30-n/a	n/a	n/a	187-n/a	n/a	—	—	94-n/a	n/a	n/a	n/a	n/a	n/a	n/a	n/a	n/a	n/a	468	15.6
1948-1949	14-n/a	n/a	n/a	68-n/a	n/a	—	—	26-n/a	n/a	n/a	n/a	n/a	n/a	n/a	n/a	n/a	n/a	162	11.5
Career	87-n/a	n/a	n/a	464-n/a	n/a	—	—	249-n/a	n/a	n/a	n/a	n/a	n/a	n/a	n/a	n/a	n/a	1177	13.5

27. KEITH HOCHSTEIN (1,174 POINTS)

Season	GP-GS	Min	Avg	—TOTAL—		—3-PTS—		FT-A	Pct	—REBOUNDS—			PF-FO	A	TO	Blk	Stl	Pts	Avg
				FG-A	Pct	3FG-A	Pct			Off-Def	Tot	Avg							
1965-1966	21-n/a	n/a	n/a	123-252	.488	—	—	119-164	.726	n/a	308	14.7	63-4	n/a	n/a	n/a	n/a	365	17.4
1966-1967	15-n/a	n/a	n/a	104-213	.488	—	—	84-116	.724	n/a	140	9.3	n/a	n/a	n/a	n/a	n/a	292	19.4
1967-1968	22-n/a	n/a	n/a	166-317	.523	—	—	185-229	.807	n/a	220	10.0	57-3	n/a	n/a	n/a	n/a	517	23.5
Career	58-n/a	n/a	n/a	393-782	.501	—	—	388-509	.762	n/a	668	11.5	n/a	n/a	n/a	n/a	n/a	1174	20.2

28. JIM SCHNURR (1,172 POINTS)

Season	GP-GS	Min	Avg	—TOTAL—		—3-PTS—		FT-A	Pct	—REBOUNDS—			PF-FO	A	TO	Blk	Stl	Pts	Avg
				FG-A	Pct	3FG-A	Pct			Off-Def	Tot	Avg							
1970-1971	26-n/a	n/a	n/a	137-290	.472	—	—	32-48	.667	n/a	239	9.2	75-4	16	n/a	n/a	n/a	306	11.7
1971-1972	25-n/a	n/a	n/a	173-322	.537	—	—	83-128	.648	n/a	294	11.8	89-5	33	n/a	n/a	n/a	429	17.1
1972-1973	26-n/a	n/a	n/a	192-372	.516	—	—	53-70	.757	n/a	284	10.9	92-3	38	n/a	n/a	n/a	437	16.8
Career	77-n/a	n/a	n/a	502-984	.510	—	—	168-246	.682	n/a	817	10.6	256-12	87	n/a	n/a	n/a	1172	15.2

29. KEVIN GREANEY (1,150 POINTS)

Season	GP-GS	Min	Avg	—TOTAL—		—3-PTS—		FT-A	Pct	—REBOUNDS—			PF-FO	A	TO	Blk	Stl	Pts	Avg
				FG-A	Pct	3FG-A	Pct			Off-Def	Tot	Avg							
1978-1979	25-1	n/a	n/a	47-103	.456	—	—	38-49	.775	n/a	30	1.2	38-1	47	n/a	n/a	n/a	132	5.3
1979-1980	30-14	n/a	n/a	102-212	.481	—	—	40-57	.702	n/a	56	1.9	63-2	80	49	n/a	n/a	244	8.1
1980-1981	30-30	817	27.2	163-354	.461	—	—	60-77	.779	n/a	88	2.9	57-1	86	77	n/a	n/a	386	12.9
1981-1982	27-25	n/a	n/a	156-343	.455	—	—	76-96	.792	n/a	67	2.5	59-3	86	63	2	29	388	14.4
Career	112-70	n/a	n/a	468-1012	.462	—	—	214-279	.767	n/a	241	2.2	217-7	299	n/a	n/a	n/a	1150	10.3

30. RYAN SERRAVALLE (1,139 POINTS)

Season	GP-GS	Min	Avg	—TOTAL—		—3-PTS—		FT-A	Pct	—REBOUNDS—			PF-FO	A	TO	Blk	Stl	Pts	Avg
				FG-A	Pct	3FG-A	Pct			Off-Def	Tot	Avg							
1998-1999	20-20	661	33.0	71-200	.355	30-81	.370	60-78	.769	3-46	49	2.5	38-1	57	54	0	26	232	11.6
1999-2000	18-15	574	31.9	52-135	.385	26-69	.377	38-46	.826	11-45	56	3.1	53-2	49	61	1	22	168	9.3
2000-2001	30-30	863	28.8	86-207	.415	38-97	.392	127-161	.789	12-57	69	2.3	58-0	78	69	0	24	337	11.2
2001-2002	33-33	1106	33.5	126-340	.371	40-126	.317	110-139	.791	23-118	141	4.3	68-0	86	78	0	41	402	12.2
Career	101-98	3204	31.7	335-882	.380	134-373	.359	335-424	.790	49-266	315	3.1	217-3	270	262	1	113	1139	11.3

1,000-POINT SCORERS

31. RICK MASHBURN (1,132 POINTS)

Season	GP-GS	Min	Avg	—TOTAL—		—3-PTS—		FT-A	Pct	—REBOUNDS—			PF-FO	A	TO	Blk	Stl	Pts	Avg
				FG-A	Pct	3FG-A	Pct			Off-Def	Tot	Avg							
1989-1990	30-0	n/a	n/a	35-71	.492	0-1	.000	33-53	.622	n/a	80	2.7	71-3	21	27	8	14	103	3.5
1990-1991	30-0	n/a	n/a	47-132	.356	1-7	.142	40-66	.606	n/a	102	3.4	64-1	17	41	9	13	135	4.5
1991-1992	29-29	n/a	n/a	154-325	.473	24-68	.352	136-179	.759	n/a	172	5.9	96-5	74	67	37	46	468	16.1
1992-1993	30-30	908	30.3	143-310	.461	41-103	.398	99-134	.739	54-168	222	7.4	91-3	69	83	16	38	426	14.2
Career	119-59	n/a	n/a	379-838	.452	66-179	.369	308-432	.713	n/a	576	4.8	322-12	181	218	70	111	1132	9.5

32. BRIAN REALE (1,123 POINTS)

Season	GP-GS	Min	Avg	—TOTAL—		—3-PTS—		FT-A	Pct	—REBOUNDS—			PF-FO	A	TO	Blk	Stl	Pts	Avg
				FG-A	Pct	3FG-A	Pct			Off-Def	Tot	Avg							
1982-1983	28-14	n/a	n/a	57-129	.441	—	—	61-80	.762	n/a	79	2.8	50-3	61	41	1	21	175	6.2
1983-1984	25-1	n/a	n/a	52-120	.433	—	—	65-83	.783	n/a	50	2.0	60-3	33	30	1	21	169	6.7
1984-1985	28-20	n/a	n/a	132-263	.501	—	—	141-178	.792	n/a	131	4.7	102-7	80	79	4	54	405	14.4
1985-1986	30-30	n/a	n/a	140-289	.484	—	—	94-145	.648	n/a	149	5.0	93-3	91	70	4	43	374	12.5
Career	111-65	n/a	n/a	381-801	.476	—	—	361-486	.743	n/a	409	3.7	305-16	265	220	10	139	1123	10.1

33. MARTY HALSEY (1,112 POINTS)

Season	GP-GS	Min	Avg	—TOTAL—		—3-PTS—		FT-A	Pct	—REBOUNDS—			PF-FO	A	TO	Blk	Stl	Pts	Avg
				FG-A	Pct	3FG-A	Pct			Off-Def	Tot	Avg							
1972-1973	17-n/a	n/a	n/a	19-39	.487	—	—	4-13	.308	n/a	36	2.1	11-0	5	n/a	n/a	n/a	42	2.5
1973-1974	26-n/a	n/a	n/a	150-343	.437	—	—	26-43	.605	n/a	184	7.1	92-7	47	n/a	n/a	n/a	326	12.5
1974-1975	28-n/a	n/a	n/a	167-320	.521	—	—	37-72	.513	n/a	188	6.7	89-9	54	n/a	n/a	n/a	371	13.2
1975-1976	32-n/a	n/a	n/a	169-362	.466	—	—	35-48	.729	n/a	219	6.8	101-5	70	n/a	n/a	n/a	373	11.6
Career	103-n/a	n/a	n/a	505-1064	.474	—	—	102-176	.579	n/a	627	6.1	293-21	176	n/a	n/a	n/a	1112	10.8

34. ERNIE FLOYD (1,109 POINTS)

Season	GP-GS	Min	Avg	—TOTAL—		—3-PTS—		FT-A	Pct	—REBOUNDS—			PF-FO	A	TO	Blk	Stl	Pts	Avg
				FG-A	Pct	3FG-A	Pct			Off-Def	Tot	Avg							
1979-1980	30-28	n/a	n/a	125-222	.563	—	—	42-65	.646	n/a	202	6.7	89-3	14	63	n/a	n/a	292	9.7
1980-1981	30-19	552	18.4	71-130	.546	—	—	30-45	.667	n/a	102	3.4	79-3	6	47	n/a	n/a	172	5.7
1981-1982	19-10	n/a	n/a	73-131	.557	—	—	30-57	.526	n/a	107	5.6	48-1	5	34	11	11	176	9.3
1983-1984	30-30	n/a	n/a	177-285	.621	—	—	115-164	.701	n/a	246	8.8	108-6	24	76	19	16	469	15.6
Career	109-87	n/a	n/a	446-768	.581	—	—	217-331	.656	n/a	667	6.2	324-13	49	220	n/a	n/a	1109	10.8

35. GLENN TROPF (1,104 POINTS)

Season	GP-GS	Min	Avg	—TOTAL—		—3-PTS—		FT-A	Pct	—REBOUNDS—			PF-FO	A	TO	Blk	Stl	Pts	Avg
				FG-A	Pct	3FG-A	Pct			Off-Def	Tot	Avg							
1985-1986	30-14	n/a	n/a	76-141	.539	—	—	74-96	.771	n/a	145	4.8	77-3	36	48	6	27	226	7.5
1986-1987	28-28	n/a	n/a	129-251	.514	2-20	.100	74-98	.755	n/a	201	7.2	90-7	29	47	13	22	334	11.9
1987-1988	29-29	n/a	n/a	149-270	.551	52-82	.634	72-100	.720	n/a	203	7.0	80-3	67	56	8	40	422	14.5
1988-1989	10-10	n/a	n/a	41-88	.465	13-29	.448	27-35	.771	n/a	50	5.0	23-1	18	15	6	13	122	12.2
Career	97-81	n/a	n/a	395-750	.527	67-131	.511	247-329	.751	n/a	599	6.2	270-14	150	166	33	102	1104	11.4

36. CHRIS ROJIK (1,103 POINTS)

Season	GP-GS	Min	Avg	—TOTAL—		—3-PTS—		FT-A	Pct	—REBOUNDS—			PF-FO	A	TO	Blk	Stl	Pts	Avg
				FG-A	Pct	3FG-A	Pct			Off-Def	Tot	Avg							
1993-1994	28-11	564	20.1	53-112	.473	5-18	.278	52-77	.675	46-66	112	4.0	72-1	19	40	13	18	163	5.8
1994-1995	27-21	627	23.2	67-154	.435	7-31	.226	38-53	.717	39-80	119	4.4	65-3	43	47	8	15	179	6.6
1995-1996	29-20	829	28.6	145-281	.516	37-91	.407	68-109	.624	55-125	180	6.2	78-0	64	69	6	19	395	13.6
1996-1997	27-27	939	34.8	134-315	.425	33-106	.311	65-100	.650	50-110	160	5.9	87-5	69	94	3	36	366	13.6
Career	111-79	2959	26.7	399-862	.463	82-246	.333	223-339	.658	190-381	571	5.1	302-9	195	250	30	88	1103	9.9

1,000-POINT SCORERS

37. FRANK POWELL (1,087 POINTS)

Season	GP-GS	Min	Avg	—TOTAL—		—3-PTS—		FT-A	Pct	—REBOUNDS—			PF-FO	A	TO	Blk	Stl	Pts	Avg
				FG-A	Pct	3FG-A	Pct			Off-Def	Tot	Avg							
1989-1990	30-1	n/a	n/a	68-123	.552	1-3	.333	32-45	.711	n/a	99	3.3	56-0	24	27	4	12	169	5.6
1990-1991	30-2	n/a	n/a	54-140	.385	10-28	.357	41-51	.803	n/a	100	3.3	59-0	28	21	9	11	159	5.3
1991-1992	29-0	n/a	n/a	126-259	.486	35-91	.384	75-96	.781	n/a	151	5.2	88-4	31	42	13	26	362	12.4
1992-1993	30-0	851	28.4	131-260	.504	47-108	.435	88-108	.815	61-97	158	5.3	66-1	40	46	8	35	397	13.2
Career	119-3	n/a	n/a	379-782	.485	93-230	.404	236-300	.787	n/a	508	4.3	269-5	123	136	34	84	1087	9.1

38. BRIAN WILSON (1,073 POINTS)

Season	GP-GS	Min	Avg	—TOTAL—		—3-PTS—		FT-A	Pct	—REBOUNDS—			PF-FO	A	TO	Blk	Stl	Pts	Avg
				FG-A	Pct	3FG-A	Pct			Off-Def	Tot	Avg							
1999-2000	28-25	859	30.7	83-211	.393	28-85	.329	50-65	.769	18-48	66	2.4	74-3	53	62	4	31	244	8.7
2000-2001	30-2	423	14.1	48-111	.432	14-39	.359	38-46	.826	5-32	37	1.2	60-0	33	35	3	16	148	4.9
2001-2002	33-33	995	30.2	113-261	.433	43-93	.462	54-67	.806	39-49	88	2.7	99-5	51	59	3	40	323	9.8
2002-2003	31-31	932	30.1	128-266	.481	52-121	.430	50-56	.893	23-59	82	2.6	65-1	50	57	2	28	358	11.5
Career	122-91	3209	26.3	372-849	.438	137-338	.405	192-234	.821	85-188	273	2.2	298-9	187	213	12	115	1073	8.8

39. PAT WHEARTY (1,068 POINTS)

Season	GP-GS	Min	Avg	—TOTAL—		—3-PTS—		FT-A	Pct	—REBOUNDS—			PF-FO	A	TO	Blk	Stl	Pts	Avg
				FG-A	Pct	3FG-A	Pct			Off-Def	Tot	Avg							
1998-1999	27-27	793	29.4	80-173	.462	0-4	.000	69-104	.663	60-102	162	6.0	94-6	25	45	26	23	229	8.5
1999-2000	6-6	147	24.5	20-36	.556	3-5	.600	23-28	.821	10-20	30	5.0	25-3	4	15	4	5	66	11.0
2000-2001	30-16	591	19.7	66-124	.532	6-17	.353	48-87	.552	66-87	153	5.1	105-6	17	50	27	6	186	6.2
2001-2002	24-2	467	19.5	63-125	.504	0-6	.000	76-103	.738	54-83	137	5.7	72-2	12	43	32	10	202	8.4
2002-2003	31-31	739	23.8	140-248	.565	1-1	1.000	104-137	.759	91-115	206	6.6	108-7	25	49	42	16	385	12.4
Career	118-82	2737	23.2	369-706	.523	10-33	.303	320-459	.697	281-407	688	5.8	404-24	83	202	131	60	1068	9.1

40. CHRIS LOGAN (1,054 POINTS)

Season	GP-GS	Min	Avg	—TOTAL—		—3-PTS—		FT-A	Pct	—REBOUNDS—			PF-FO	A	TO	Blk	Stl	Pts	Avg
				FG-A	Pct	3FG-A	Pct			Off-Def	Tot	Avg							
1979-1980	28-21	n/a	n/a	63-120	.525	—	—	44-64	.688	n/a	123	4.4	94-5	30	63	n/a	n/a	170	6.1
1980-1981	29-11	577	19.9	62-125	.496	—	—	30-50	.600	n/a	128	4.4	70-3	30	50	n/a	n/a	154	5.3
1981-1982	26-26	n/a	n/a	89-163	.546	—	—	84-125	.672	n/a	153	5.9	90-9	33	62	25	29	262	10.1
1982-1983	30-30	n/a	n/a	169-276	.612	—	—	130-178	.730	n/a	242	8.1	107-7	35	84	27	22	468	15.6
Career	113-88	n/a	n/a	383-684	.560	—	—	288-417	.619	n/a	646	5.7	361-24	128	259	52	51	1054	9.3

41. TED BETTENCOURT (1,035 POINTS)

Season	GP-GS	Min	Avg	—TOTAL—		—3-PTS—		FT-A	Pct	—REBOUNDS—			PF-FO	A	TO	Blk	Stl	Pts	Avg
				FG-A	Pct	3FG-A	Pct			Off-Def	Tot	Avg							
1992-1993	15-0	63	4.2	5-20	.250	1-5	.200	7-10	.700	4-6	10	0.7	8-0	13	6	0	6	18	1.2
1993-1994	28-21	806	28.8	104-293	.355	43-132	.326	82-113	.726	20-56	76	2.7	40-0	106	85	4	49	333	11.9
1994-1995	27-0	567	21.0	80-195	.410	39-99	.394	50-95	.526	13-42	55	2.0	36-1	61	38	0	41	249	9.2
1995-1996	29-28	920	31.7	147-386	.381	50-175	.286	91-158	.576	29-61	90	3.1	31-0	122	81	0	76	435	15.0
Career	99-49	2356	23.8	336-894	.376	133-411	.324	230-376	.612	66-165	231	2.3	115-1	302	210	4	172	1035	10.5

42. JAVE MEADE (1,024 POINTS)

Season	GP-GS	Min	Avg	—TOTAL—		—3-PTS—		FT-A	Pct	—REBOUNDS—			PF-FO	A	TO	Blk	Stl	Pts	Avg
				FG-A	Pct	3FG-A	Pct			Off-Def	Tot	Avg							
2000-2001	29-0	727	25.1	54-145	.372	18-48	.375	85-124	.685	21-41	62	2.1	57-1	89	61	3	50	211	7.3
2001-2002	33-33	1132	34.3	73-207	.353	21-72	.292	57-92	.620	26-97	123	3.7	88-0	162	84	2	71	224	6.8
2002-2003	31-31	1075	34.7	106-222	.477	22-61	.361	93-131	.710	33-86	119	3.8	65-1	193	71	9	65	327	10.5
2003-2004	28-28	950	33.9	82-231	.355	20-65	.308	78-123	.634	34-77	111	4.0	58-3	155	53	5	60	262	9.4
Career	121-92	3884	32.1	315-805	.391	81-246	.329	313-470	.666	114-301	415	3.4	268-5	599	269	19	246	1024	8.5

1,000-POINT SCORERS / OVERTIME RECORDS

43. GEORGE BLANEY (1,012 POINTS)

Season	GP-GS	Min	Avg	—TOTAL—		—3-PTS—		FT-A	Pct	—REBOUNDS—			PF-FO	A	TO	Blk	Stl	Pts	Avg
				FG-A	Pct	3FG-A	Pct			Off-Def	Tot	Avg							
1958-1959	25-n/a	n/a	n/a	146-332	.440	—	—	51-79	.646	n/a	77	3.1	n/a	n/a	n/a	n/a	n/a	343	13.7
1959-1960	26-n/a	n/a	n/a	133-320	.416	—	—	64-86	.744	n/a	75	2.9	n/a	n/a	n/a	n/a	n/a	330	12.6
1960-1961	26-n/a	n/a	n/a	147-311	.473	—	—	45-58	.776	n/a	84	3.2	n/a	n/a	n/a	n/a	n/a	339	13.0
Career	77-n/a	n/a	n/a	426-963	.442	—	—	160-223	.717	n/a	236	3.1	n/a	n/a	n/a	n/a	n/a	1012	13.1

44. EARLE MARKEY (1,001 POINTS)

Season	GP-GS	Min	Avg	—TOTAL—		—3-PTS—		FT-A	Pct	—REBOUNDS—			PF-FO	A	TO	Blk	Stl	Pts	Avg
				FG-A	Pct	3FG-A	Pct			Off-Def	Tot	Avg							
1950-1951	25-n/a	n/a	n/a	117-n/a	n/a	—	—	83-n/a	n/a	n/a	n/a	n/a	n/a	n/a	n/a	n/a	n/a	317	12.7
1951-1952	26-n/a	n/a	n/a	125-n/a	n/a	—	—	70-n/a	n/a	n/a	n/a	n/a	n/a	n/a	n/a	n/a	n/a	320	12.3
1952-1953	25-n/a	n/a	n/a	122-302	.410	—	—	120-197	.609	n/a	n/a	n/a	n/a	n/a	n/a	n/a	n/a	364	14.6
Career	76-n/a	n/a	n/a	364-945	.385	—	—	273-442	.617	n/a	447	5.9	n/a	n/a	n/a	n/a	n/a	1001	13.2

OVERTIME RECORDS

Date	Opponent	Score	Date	Opponent	Score	Date	Opponent	Score
2/14/1906	Boston College	W, 22-20	1/26/1979	vs. Connecticut	L, 102-109	3/9/2001	Navy %	W, 68-64
1/23/1908	Dartmouth	W, 25-23	2/17/1979	Seton Hall	W, 77-70	2/6/2002	Lafayette	W, 76-70
1/25/1923	Clarkson Tech	L, 33-38	2/24/1979	Georgetown	L, 54-63 (2OT)	2/12/2003	at Colgate	W, 92-91
3/1/1924	at Vermont	L, 16-18	1/17/1981	at Iona	L, 56-57	1/17/2004	Lafayette	L, 58-60
1/26/1926	at Yale	L, 25-30 (2OT)	3/7/1981	vs. Northeastern	L, 79-81	12/9/2004	at Boston College	L, 60-63
2/8/1928	at Harvard	L, 45-51 (2OT)	2/3/1983	Maine	W, 85-78	2/6/2005	at American	W, 76-67
2/21/1928	at Vermont	W, 40-34	2/5/1983	at Army	W, 84-82	3/6/2005	Lehigh %	W, 57-53
2/10/1945	at Trinity	L, 44-55	2/8/1983	Niagara	L, 78-79	12/4/2005	Fordham	W, 71-63 (2OT)
12/14/1948	at Bowling Green	W, 72-68	2/26/1983	at Northeastern !	W, 79-74	11/12/2006	Fairfield	W, 67-65
2/17/1950	at Rhode Island	W, 70-62	12/4/1984	Providence	L, 75-84 (2OT)	1/3/2007	at Boston University	W, 73-70
1/17/1952	at St. Louis	W, 66-65	12/20/1984	Marquette	L, 67-74	1/20/2007	at American	W, 69-64
2/7/1952	Columbia	W, 85-80	12/28/1985	vs. Long Island	W, 72-70	2/6/2007	at Army	W, 70-54
2/16/1952	Boston College	W, 80-74	1/24/1987	at Manhattan	W, 77-70	12/22/2007	at Siena	L, 77-84
1/29/1954	at Niagara	W, 93-85	2/11/1989	at St. Peter's	L, 94-100 (2OT)	1/5/2008	at San Francisco	W, 67-63
2/3/1956	at Niagara	W, 77-76	2/21/1989	at Iona	L, 113-123	11/16/2008	St. Joseph's	W, 73-69
12/19/1956	at Fordham	L, 86-87	12/15/1990	Boston College	W, 76-69	12/2/2009	at Brown	W, 85-79
1/5/1957	Dartmouth	W, 66-64 (2OT)	3/1/1991	Lehigh %	W, 95-90	2/24/2010	Colgate	L, 74-79
12/14/1957	at Yale	L, 75-80	3/2/1991	Fordham %	L, 81-84			
2/25/1958	Connecticut	W, 92-89 (2OT)	2/19/1992	at Fordham	L, 75-81	Overall Record:	54-37	
2/3/1961	at Providence	L, 83-90	12/5/1992	Siena	W, 96-95	In One Overtime:	49-30	
1/29/1964	Boston Univ.	W, 97-95 (4OT)	1/29/1994	at Bucknell	W, 99-98	In Two Overtimes:	4-7	
12/27/1966	vs. Western Kentucky	L, 84-90	2/2/1994	Fordham	W, 93-89	In Three Overtimes:	0-0	
12/28/1966	vs. Pennsylvania	W, 89-84	2/9/1994	at Lehigh	W, 107-104	In Four Overtimes:	1-0	
1/4/1967	at Connecticut	W, 74-69	2/19/1994	Navy	L, 91-99	Most Overtime Games in a Season:	6 (1978-1979; 1997-1998)	
12/7/1967	at Dartmouth	W, 73-70	3/5/1994	at Navy	L, 91-93	Consecutive Overtime Games:	3 (1966-1967; 1982-1983; 1997-1998)	
2/22/1968	at Connecticut	W, 86-85	12/10/1994	Dartmouth	W, 80-71	Most Overtimes:	4 vs. Boston University, 1/29/1964	
1/7/1970	at Rhode Island	L, 87-88	1/31/1996	Bucknell	L, 83-90	Most Overtime Games with an Opponent:	7 (Fordham)	
1/10/1970	Fordham	W, 89-85	2/5/1996	at Hartford	W, 95-92 (2OT)			
12/28/1970	vs. St. John's	L, 74-75	2/21/1996	Lehigh	W, 84-77			
12/8/1971	at Massachusetts	L, 82-93 (2OT)	12/10/1996	at Brown	L, 66-72			
12/11/1971	at Yale	W, 94-90	2/10/1997	at New Hampshire	L, 76-78			
2/15/1975	at Seton Hall	L, 79-84	11/16/1997	Fordham	L, 66-72			
1/20/1976	at Yale	W, 61-57	11/19/1997	at Hartford	L, 77-79			
2/19/1977	Army	W, 81-77	11/25/1997	at Yale	W, 66-64			
12/9/1978	Yale	W, 85-79	12/30/1997	vs. Drake	W, 90-82			
1/13/1979	at Canisius	W, 94-92	1/10/1998	Army	L, 80-84			
1/20/1979	at Boston College	L, 87-89 (2OT)	1/14/1998	at Colgate	W, 78-76			

POSTSEASON TOURNAMENTS

NCAA TOURNAMENT

12 APPEARANCES • 1 CHAMPIONSHIP • 7-12 ALL-TIME RECORD

Round	Date	Site	Opponent (seed)	W/L	Score
1947 • EAST REGIONAL					
Regional Semifinal	March 20	New York, N.Y.	Navy	W	55-47
Regional Final	March 22	New York, N.Y.	City College of New York	W	60-45
National Final	March 25	New York, N.Y.	Oklahoma	W	58-47
1948 • EAST REGIONAL					
Regional Semifinal	March 19	New York, N.Y.	Michigan	W	63-45
Regional Final	March 20	New York, N.Y.	Kentucky	L	52-60
National Third Place	March 23	New York, N.Y.	Kansas State	W	60-54
1950 • EAST REGIONAL					
Regional Semifinal	March 24	New York, N.Y.	North Carolina State	L	74-87
Regional Third Place	March 25	New York, N.Y.	Ohio State	L	52-72
1953 • EAST REGIONAL					
First Round	March 10	Philadelphia, Pa.	Navy	W	87-74
Regional Semifinal	March 13	Raleigh, N.C.	Wake Forest	W	79-71
Regional Final	March 14	Raleigh, N.C.	Louisiana State	L	73-81
1956 • EAST REGIONAL					
First Round	March 12	New York, N.Y.	Temple	L	72-74
1977 • MIDEAST REGIONAL					
First Round	March 13	Bloomington, Ind.	Michigan	L	81-92
1980 • EAST REGIONAL • 11TH SEED					
First Round	March 7	Providence, R.I.	Iona (6)	L	78-84
1993 • EAST REGIONAL • 13TH SEED					
First Round	March 18	Winston-Salem, N.C.	Arkansas (4)	L	64-94
2001 • EAST REGIONAL • 15TH SEED					
First Round	March 15	Uniondale, N.Y.	Kentucky (2)	L	68-72
2002 • MIDWEST REGIONAL • 16TH SEED					
First Round	March 14	St. Louis, Mo.	Kansas (1)	L	59-70
2003 • MIDWEST REGIONAL • 14TH SEED					
First Round	March 20	Indianapolis, Ind.	Marquette (3)	L	68-72
2007 • WEST REGIONAL • 13TH SEED					
First Round	March 16	Columbus, Ohio	Southern Illinois (4)	L	51-61

POSTSEASON TOURNAMENTS

NATIONAL INVITATION TOURNAMENT 12 APPEARANCES • 1 CHAMPIONSHIP • 11-11 ALL-TIME RECORD

Year	Date	Site	Opponent	W/L	Score
1952	March 10	New York, N.Y.	Seattle	W	77-72
	March 11	New York, N.Y.	Duquesne	L	68-78
1954	March 9	New York, N.Y.	St. Francis (N.Y.)	W	93-69
	March 11	New York, N.Y.	Western Kentucky	W	75-69
	March 13	New York, N.Y.	Duquesne	W	75-62
1955	March 15	New York, N.Y.	St. Francis (Pa.)	L	64-68
1960	March 12	New York, N.Y.	St. Bonaventure	L	81-94
1961	March 16	New York, N.Y.	Detroit	W	86-82
	March 17	New York, N.Y.	Memphis State	W	81-69
	March 23	New York, N.Y.	Providence	L (OT)	83-90
	March 25	New York, N.Y.	Dayton	W	85-67
1962	March 17	New York, N.Y.	Colorado State	W	72-71
	March 20	New York, N.Y.	St. John's	L	74-80
1975	March 16	New York, N.Y.	Princeton	L	63-84
1976	March 13	New York, N.Y.	St. Peter's	W	84-77
	March 15	New York, N.Y.	North Carolina State	L	68-78
1979	March 8	Dayton, Ohio	Dayton	L	81-105
1981	March 12	Hattiesburg, Miss.	Southern Mississippi	W	56-54
	March 16	Syracuse, N.Y.	Syracuse	L	57-77
1990	March 16	Piscataway, N.J.	Rutgers	L	78-87
2005	March 15	Notre Dame, Ind.	Notre Dame	W	78-73
	March 21	Philadelphia, Pa.	St. Joseph's	L	60-68

POSTSEASON TOURNAMENTS

EASTERN COLLEGE ATHLETIC CONFERENCE TOURNAMENT 9 APPEARANCES • 2 CHAMPIONSHIPS • 10-7 ALL-TIME RECORD

Year	Date	Site	Opponent	W/L	Score
1975	March 6	Springfield, Mass.	Providence	W	62-55
	March 8	Springfield, Mass.	Boston College	L	55-69
1976	March 4	Springfield, Mass.	Providence	L	61-64
	March 6	Springfield, Mass.	Massachusetts	W	88-75
1977	March 3	Hartford, Conn.	Connecticut	W	89-77
	March 5	Hartford, Conn.	Providence	W	68-67
1978	March 2	Providence, R.I.	Providence	L	67-71
1979	March 1	Providence, R.I.	Rhode Island	L	71-75
1980	February 26	Worcester, Mass.	Vermont	W	90-74
	February 28	Portland, Maine	Maine	W	73-67
	March 1	Portland, Maine	Boston University	W	81-75
1981	March 5	Boston, Mass.	Maine	W	63-54
	March 7	Boston, Mass.	Northeastern	L (OT)	79-81
1982	March 2	Boston, Mass.	Boston University	L	49-50
1983	March 8	Worcester, Mass.	Northeastern	W	65-61
	March 10	Boston, Mass.	New Hampshire	W	89-71
	March 12	Boston, Mass.	Boston University	L	62-63

METRO ATLANTIC ATHLETIC CONFERENCE TOURNAMENT 7 APPEARANCES • 4-7 ALL-TIME RECORD

Year	Seed	Round	Date	Site	Opponent (seed)	W/L	Score
1984	6	Quarterfinal	February 28	New Haven, Conn.	Iona (3)	L	66-73
1985	3	Quarterfinal	February 28	East Rutherford, N.J.	St. Peter's (6)	L	66-70
1986	6	Quarterfinal	February 28	East Rutherford, N.J.	La Salle (3)	W	72-70
		Semifinal	March 1	East Rutherford, N.J.	Iona (2)	W	81-77
		Final	March 3	East Rutherford, N.J.	Fairfield (1)	L	64-67
1987	5	Quarterfinal	February 28	East Rutherford, N.J.	Iona (4)	L	57-70
1988	4	Quarterfinal	March 2	Worcester, Mass.	Iona (5)	W	91-86
		Semifinal	March 5	East Rutherford, N.J.	La Salle (1)	L	64-88
1989	6	Quarterfinal	March 1	New Rochelle, N.Y.	Iona (3)	L	63-76
1990	1 North	Quarterfinal	March 3	Albany, N.Y.	Army (5 North)	W	87-62
		Semifinal	March 4	Albany, N.Y.	Fordham (3 North)	L	71-82

POSTSEASON TOURNAMENTS

PATRIOT LEAGUE TOURNAMENT

20 APPEARANCES • 5 CHAMPIONSHIPS • 27-15 ALL-TIME RECORD

Year	Seed	Round	Date	Site	Opponent (seed)	W/L	Score
1991	3	Quarterfinal	February 28	Worcester, Mass.	Colgate (6)	W	92-74
		Semifinal	March 1	Worcester, Mass.	Lehigh (2)	W (OT)	95-90
		Final	March 2	Worcester, Mass.	Fordham (1)	L (OT)	81-84
1992	3	Quarterfinal	March 7	Bethlehem, Pa.	Lafayette (6)	W	87-71
		Semifinal	March 8	Bethlehem, Pa.	Bucknell (2)	L	77-86
1993	2	Quarterfinal	March 3	Worcester, Mass.	Army (7)	W	85-68
		Semifinal	March 6	Worcester, Mass.	Fordham (3)	W	86-78
		Final	March 10	Lewisburg, Pa.	Bucknell (1)	W	98-73
1994	4	Quarterfinal	March 4	Annapolis, Md.	Bucknell (5)	W	96-91
		Semifinal	March 5	Annapolis, Md.	Navy (1)	L (OT)	91-93
1995	4	Quarterfinal	March 4	West Point, N.Y.	Fordham (5)	L	65-79
1996	3	Quarterfinal	March 2	Worcester, Mass.	Lehigh (6)	W	81-66
		Semifinal	March 3	Worcester, Mass.	Army (7)	W	68-65
		Final	March 6	Hamilton, N.Y.	Colgate (1)	L	65-74
1997	4	Quarterfinal	March 1	Bethlehem, Pa.	Lafayette (5)	L	65-70
1998	6	Quarterfinal	February 28	Annapolis, Md.	Bucknell (3)	L	56-60
1999	6	Quarterfinal	February 27	West Point, N.Y.	Bucknell (3)	L	52-76
2000	5	Quarterfinal	March 4	Easton, Pa.	Colgate (4)	L	49-58
2001	1	Semifinal	March 4	Annapolis, Md.	Lehigh (4)	W	69-57
		Final	March 9	Worcester, Mass.	Navy (2)	W (OT)	68-64
		Quarterfinal	March 2	Upper Marlboro, Md.	Navy (7)	W	59-41
2002	2	Semifinal	March 3	Upper Marlboro, Md.	Bucknell (3)	W	64-57
		Final	March 8	Washington, D.C.	American (1)	W	58-54
		Quarterfinal	March 8	Upper Marlboro, Md.	Army (8)	W	54-40
2003	1	Semifinal	March 9	Upper Marlboro, Md.	Bucknell (5)	W	75-50
		Final	March 14	Worcester, Mass.	American (2)	W	72-64
		Quarterfinal	March 6	Upper Marlboro, Md.	Bucknell (4)	L	60-66
2004	5	Quarterfinal	March 6	Upper Marlboro, Md.	Bucknell (4)	L	60-66
2005	1	Quarterfinal	March 4	Worcester, Mass.	Army (8)	W	76-42
		Semifinal	March 6	Worcester, Mass.	Lehigh (4)	W (OT)	57-53
		Final	March 11	Worcester, Mass.	Bucknell (2)	L	57-61
2006	2	Quarterfinal	March 3	Worcester, Mass.	Navy (7)	W	78-50
		Semifinal	March 5	Worcester, Mass.	Lehigh (3)	W	73-66
		Final	March 10	Lewisburg, Pa.	Bucknell (1)	L	59-74
2007	1	Quarterfinal	February 28	Worcester, Mass.	Lafayette (8)	W	83-53
		Semifinal	March 4	Worcester, Mass.	American (4)	W	55-53
		Final	March 9	Worcester, Mass.	Bucknell (2)	W	74-66
2008	8	Quarterfinal	March 5	Washington, D.C.	American (1)	L	60-62
2009	2	Quarterfinal	March 4	Worcester, Mass.	Bucknell (7)	W	75-56
		Semifinal	March 8	Worcester, Mass.	Colgate (6)	W	61-44
		Final	March 13	Washington, D.C.	American (1)	L	57-73
2010	7	Quarterfinal	March 3	Lewisburg, Pa.	Bucknell (2)	W	67-64
		Semifinal	March 7	Easton, Pa.	Lafayette (3)	L	63-66

REGULAR SEASON TOURNAMENTS

1926 Yale Tournament

(New Haven, Conn.)

Holy Cross 35, Vermont 29

Yale 28, Holy Cross 15

1927 Yale Tournament

(New Haven, Conn.)

New York University 39, Holy Cross 27

Holy Cross 44, Vermont 32

1928 Yale Tournament

(New Haven, Conn.)

New York University 25, Holy Cross 14

Yale 34, Holy Cross 20

1929 Yale Tournament

(New Haven, Conn.)

Holy Cross 30, Yale 28

New York University 40, Holy Cross 21

1947 Sugar Bowl

(New Orleans, La.)

Holy Cross 56, North Carolina State 52

1948 Sugar Bowl

(New Orleans, La.)

St. Louis 61, Holy Cross 52

Tulane 81, Holy Cross 79

1951 Boston Invitational

(Boston, Mass.)

Holy Cross 78, Arizona State 65

Holy Cross 78, Boston College 59

1952 Dixie Classic

(Raleigh, N.C.)

Holy Cross 85, North Carolina 73

North Carolina State 76, Holy Cross 74

1953 Sugar Bowl

(New Orleans, La.)

Holy Cross 79, DePaul 55

Holy Cross 66, Louisiana State 56

1954 Sugar Bowl

(New Orleans, La.)

Holy Cross 89, Bradley 81

Notre Dame 74, Holy Cross 69

1955 Holiday Festival

(New York, N.Y.)

Holy Cross 87, Syracuse 74

San Francisco 67, Holy Cross 51

Holy Cross 61, Duquesne 57

1957 Holy Cross Invitational

(Worcester, Mass.)

Holy Cross 72, Brown 52

Holy Cross 77, Dartmouth 72

1958 Holiday Festival

(New York, N.Y.)

St. John's 77, Holy Cross 65

Holy Cross 86, Niagara 82

Syracuse 88, Holy Cross 82

1959 Dixie Classic

(Raleigh, N.C.)

Wake Forest 80, Holy Cross 71

Holy Cross 63, North Carolina 61

Utah State 92, Holy Cross 84

1960 Hurricane Classic

(Miami, Fla.)

Holy Cross 68, Tennessee 67

Miami 77, Holy Cross 71

1961 Quaker City Invitational

(Philadelphia, Pa.)

Pennsylvania 73, Holy Cross 64

Holy Cross 79, Penn State 66

Holy Cross 83, Wyoming 69

1962 Holiday Festival

(New York, N.Y.)

St. Bonaventure 82, Holy Cross 68

Boston College 79, Holy Cross 66

1963 Motor City Classic

(Detroit, Mich.)

Detroit 99, Holy Cross 83

Holy Cross 91, Western Michigan 82

1964 Quaker City Invitational

(Philadelphia, Pa.)

St. Joseph's (Pa.) 82, Holy Cross 63

New York University 87, Holy Cross 76

1965 Queen City Invitational

(Buffalo, N.Y.)

Holy Cross 86, Canisius 76

Drake 65, Holy Cross 52

1966 Hurricane Classic

(Miami, Fla.)

Western Kentucky 90, Holy Cross 84 (OT)

Holy Cross 89, Pennsylvania 84 (OT)

1967 Kodak Classic

(Rochester, N.Y.)

Cornell 77, Holy Cross 71

Holy Cross 86, Navy 77

1968 Holiday Festival

(New York, N.Y.)

Princeton 67, Holy Cross 55

Holy Cross 78, Providence 66

Villanova 70, Holy Cross 65

1969 Charlotte Invitational

(Charlotte, N.C.)

Davidson 90, Holy Cross 76

Holy Cross 72, Providence 68

1970 Marshall Invitational

(Huntington, W.Va.)

Mississippi 99, Holy Cross 93

Holy Cross 80, Iowa State 64

1970 Holiday Festival

(New York, N.Y.)

St. John's 75, Holy Cross 74 (OT)

Holy Cross 103, St. Peter's 88

Holy Cross 84, Cornell 54

1971 Poinsettia Classic

(Greenville, S.C.)

Clemson 67, Holy Cross 49

Holy Cross 104, Furman 88

1972 Volunteer Classic

(Knoxville, Tenn.)

Missouri 88, Holy Cross 65

Syracuse 84, Holy Cross 76

1972 Kodak Classic

(Rochester, N.Y.)

Arizona State 81, Holy Cross 64

Holy Cross 88, Rochester 81

1973 Maryland Invitational

(College Park, Md.)

Maryland 102, Holy Cross 75

Michigan State 97, Holy Cross 85

1974 Ocean State Festival

(Providence, R.I.)

Providence 76, Holy Cross 75

Holy Cross 92, Brown 71

Holy Cross 107, Assumption 88

1975 Madison Square Garden Classic

(New York, N.Y.)

Holy Cross 76, Manhattan 74

Holy Cross 73, Seton Hall 71

1975 Vanderbilt Invitational

(Nashville, Tenn.)

Kansas State 89, Holy Cross 85

Vanderbilt 106, Holy Cross 91

1975 Rainbow Classic

(Honolulu, Hawaii)

Iowa 98, Holy Cross 75

Holy Cross 66, Cincinnati 65

Holy Cross 67, St. Peter's 55

1976 Colonial Classic

(Boston, Mass.)

Holy Cross 92, Massachusetts 85 (OT)

Holy Cross 67, Providence 65

1976 Gator Bowl

(Jacksonville, Fla.)

Holy Cross 70, Michigan State 61

Florida 101, Holy Cross 85

1977 Madison Square Garden Classic

(New York, N.Y.)

Holy Cross 82, Manhattan 64

Holy Cross 82, Seton Hall 77

REGULAR SEASON TOURNAMENTS

1977 Holiday Festival

(New York, N.Y.)

Georgetown 79, Holy Cross 65

Holy Cross 61, Princeton 59

1978 Colonial Classic

(Boston, Mass.)

Holy Cross 76, Connecticut 63

Holy Cross 78, Massachusetts 63

1978 Maryland Invitational

(College Park, Md.)

Southern California 78, Holy Cross 60

St. Joseph's (Pa.) 62, Holy Cross 58

1979 Colonial Classic

(Boston, Mass.)

Connecticut 109, Holy Cross 102 (OT)

Holy Cross 78, Massachusetts 74

1979 Worcester County Classic

(Worcester, Mass.)

Holy Cross 112, Assumption 84

Holy Cross 97, Hofstra 84

1980 Colonial Classic

(Boston, Mass.)

Holy Cross 84, Massachusetts 73

Boston College 92, Holy Cross 83

1980 Worcester County Classic

(Worcester, Mass.)

Holy Cross 93, Assumption 78

South Alabama 77, Holy Cross 53

1980 Las Vegas Holiday Classic

(Las Vegas, Nevada)

Nevada-Las Vegas 92, Holy Cross 75

Portland 73, Holy Cross 70

1981 Provident Classic

(Boston, Mass.)

Holy Cross 75, Massachusetts 50

Boston College 48, Holy Cross 43

1981 Union Invitational

(Charlotte, N.C.)

UNC Charlotte 59, Holy Cross 57

Citadel 89, Holy Cross 80

1982 Worcester County Classic

(Worcester, Mass.)

Holy Cross 58, Manhattan 53

Holy Cross 52, Illinois State 51

1982 Worcester County Classic

(Worcester, Mass.)

Holy Cross 65, Davidson 62

Holy Cross 66, Iona 65

1983 Rainbow Classic

(Honolulu, Hawaii)

Hawaii 84, Holy Cross 79

Navy 70, Holy Cross 67

Pacific 86, Holy Cross 79

1984 Holy Cross Invitational

(Worcester, Mass.)

Brown 81, Holy Cross 68

Rice 62, Holy Cross 60

1985 Rochester Classic

(Rochester, N.Y.)

Loyola (Ill.) 77, Holy Cross 61

Holy Cross 72, Long Island 70 (OT)

1988 Utah Classic

(Salt Lake City, Utah)

Utah 97, Holy Cross 84

Michigan 100, Holy Cross 63

1989 Florida International Tournament

(Miami, Fla.)

Texas A&M 96, Holy Cross 93

Holy Cross 101, Georgia State 94

1990 Hawks Unlimited

(Hartford, Conn.)

Holy Cross 72, Columbia 69

Hartford 57, Holy Cross 55

1990 Wyoming Shootout

(Casper, Wyo.)

Southern Mississippi 89, Holy Cross 86

Holy Cross 96, Northern Arizona 77

1991 Music City Invitational

(Nashville, Tenn.)

Holy Cross 88, Pennsylvania 86

Vanderbilt 76, Holy Cross 72

1992 Hall of Fame Classic

(Springfield, Mass.)

Massachusetts 81, Holy Cross 66

Holy Cross 90, Alabama-Birmingham 83

1994 Cable Car Classic

(Santa Clara, Calif.)

Santa Clara 92, Holy Cross 74

Holy Cross 78, Butler 67

1995 Otis Spunkmeyer Classic

(Oakland, Calif.)

California 75, Holy Cross 64 *

Loyola (Md.) 73, Holy Cross 55

1996 Red Auerbach Classic

(Washington, D.C.)

George Washington 86, Holy Cross 56

Holy Cross 65, Florida A&M 59

1996 New Orleans Christmas Classic

(New Orleans, La.)

Holy Cross 61, Hampton 56

New Orleans 68, Holy Cross 51

1997 Racer Classic

(Murray, Ky.)

Idaho State 77, Holy Cross 70

Western Illinois 90, Holy Cross 83

1997 Lobo Invitational

(Albuquerque, N.M.)

New Mexico 112, Holy Cross 61

Holy Cross 90, Drake 82 (OT)

1998 Northwestern Classic

(San Francisco, Calif.)

San Francisco 63, Holy Cross 42

Rice 83, Holy Cross 49

1998 Tucson Fiesta Bowl

(Tucson, Ariz.)

Arizona 89, Holy Cross 41

Penn State 73, Holy Cross 52

1999 Hoosier Classic

(Indianapolis, Ind.)

Holy Cross 69, Alabama-Birmingham 60

Indiana 79, Holy Cross 44

2001 Rainbow Classic

(Honolulu, Hawaii)

Iona 71, Holy Cross 59

Holy Cross 60, Portland 43

Boston College 67, Holy Cross 57

2001 State Farm Classic

(Charleston, S.C.)

Radford 66, Holy Cross 49

Louisiana-Monroe 63, Holy Cross 57

2002 Phoenix Classic

(Hartford, Conn.)

Yale 70, Holy Cross 66

Holy Cross 79, Hartford 53

2003 Holiday Festival

(New York, N.Y.)

Manhattan 56, Holy Cross 54

St. John's 64, Holy Cross 61

2005 William & Mary Tip-Off Classic

(Williamsburg, Va.)

Holy Cross 85, High Point 73

Holy Cross 67, William & Mary 55

2005 San Juan Shootout

(Guaynabo, Puerto Rico)

Holy Cross 82, Tenn.-Chattanooga 65

Clemson 71, Holy Cross 48

Mississippi State 76, Holy Cross 75

2006 La Salle Invitational

(Philadelphia, Pa.)

Holy Cross 68, La Salle 48

Niagara 67, Holy Cross 61

Holy Cross 49, Delaware 47

*Holy Cross awarded victory by forfeit.

THE LAST TIME AN INDIVIDUAL . . .

CATEGORY	HOLY CROSS	OPPONENT
Scored 30 Points	31, R.J. Evans vs. Bucknell, 3/4/2009	31, Gabe Knutson, Lehigh, 1/31/2010
Scored 40 Points	42, Rob Feaster at Lehigh, 2/17/1995	n/a
Scored 25 Points In A Half	25 (first half), Rob Feaster vs. Siena, 12/22/1994	n/a
Two Players Scored 20 Points	at Navy, 2/17/2010 (Devin Brown 23, Andrew Keister 22)	Lehigh, 2/27/2010 (C.J. McCollum 28, Marquis Hall 25)
Three Players Scored 20 Points	vs. San Francisco, 12/27/2008 (Colin Cunningham 26, R.J. Evans 26, Devin Brown 22)	Army, 1/10/1998 (George Tatum 24, Joe Clark 23, Justin Johnson 22)
Two Players Scored 25 Points	vs. San Francisco, 12/27/2008 (Colin Cunningham 26, R.J. Evans 26)	Lehigh, 2/27/2010 (C.J. McCollum 28, Marquis Hall 25)
Five Players Scored 10 Points	at Navy, 2/1/2006 (Kevin Hamilton 26, Keith Simmons 14, Torey Thomas 13, Tim Clifford 12, Alex Vander Baan 10)	North Carolina State, 1/6/2010 (Tracy Smith 19, Dennis Horner 18, Julius Mays 15, Farnold Degand 12, Scott Wood 10)
No Players Scored 10 Points	at Louisville, 12/7/2003	Army, 1/14/2009
Had 15 Rebounds	18, Andrew Keister vs. American, 2/21/2010	15, Stephen Lumpkins, American, 1/23/2010
Had 20 Rebounds	22, Stan Grayson vs. Georgetown, 2/24/1971	n/a
Had 25 Rebounds	42, Tom Heinsohn vs. Boston College, 3/1/1956	n/a
Had 10 Offensive Rebounds	n/a	10, Alexander Koul, George Washington, 11/22/1996
Had 10 Defensive Rebounds	12, Andrew Keister vs. Army, 1/13/2010	12, Stephen Lumpkins, American, 1/23/2010
Two Players Had 10 Rebounds	vs. Lafayette, 2/6/2010 (Andrew Keister 10, Eric Meister 10)	Boston College, 12/2/2003 (Craig Smith 12, Jared Dudley 10)
Three Players Had 10 Rebounds	vs. Northwestern, 12/21/1992 (Rick Mashburn 15, Rob Feaster 11, Frank Powell 10)	Lafayette, 2/6/1999 (Ted Cole 13, Frank Barr 12, Brian Ehlers 10)
Had A Triple Double	n/a	Adonal Foyle, Colgate, 3/6/1996 (22 points, 15 rebounds, 10 blocks)
Two Players Had Double-Doubles	vs. Colgate, 2/24/2010 (Andrew Keister 17 points, 10 rebounds; Andrew Beinert 15 points, 10 rebounds)	Boston College, 12/2/2003 (Craig Smith 14 points, 12 rebounds; Jared Dudley 12 points, 10 rebounds)
Had A Four-Point Play	Devin Brown vs. Central Connecticut, 1/2/2010	Peter Sullivan, Brown, 12/2/2009
Made 15 Field Goals	15, Rob Feaster at Army, 1/17/1995	15, Lou Roe, Massachusetts, 12/11/1993
Attempted 25 Field Goals	26, Rob Feaster at Rice, 12/28/1994	26, Dan Clemenete, Harvard, 11/23/1999
Shot .800 From The Field (min. 10 attempts)	.818 (9-11), Mike Cavataio vs. Colgate, 2/24/2010	.800 (8-10), Alex Franklin, Siena, 12/30/2008
Made 15 Free Throws	15, Ryan Serravalle vs. Fordham, 1/2/2002	n/a
Attempted 20 Free Throws	20, Josh Sankes vs. Army, 1/30/2000	20, Danya Abrams, Boston College, 12/21/1996
Shot 1.000 From The Foul Line (min. 10 attempts)	1.000 (10-10), Devin Brown at Bucknell, 2/14/2010	1.000 (12-12), Peter Sullivan, Brown, 12/2/2009
Made Seven Three-Pointers	7, Kevin Hamilton vs. Chattanooga, 12/19/2005	7, Chris Harris, Navy, 1/23/2008
Attempted 15 Three-Pointers	16, Rob Feaster at New Hampshire, 11/25/1994	17, Kyle Roemer, Colgate, 2/24/2010
Shot .800 From Three-Point Range (min. five attempts)	.833 (5-6), Andrew Beinert at Lehigh, 2/27/2010	.800 (4-5), Bryan Dougher, Stony Brook, 12/31/2009
Had 10 Assists	10, Andrew Beinert vs. Colgate, 2/24/2010	12, Marquis Hall, Lehigh, 2/27/2010
Had 15 Assists	16, Glenn Williams vs. Iona, 2/21/1989	15, Flinder Boyd, Dartmouth, 11/30/1999
Had Five Blocks	9, Eric Meister at Army, 2/10/2010	8, Tony Gaffney, Massachusetts, 12/10/2008
Had Five Steals	5, Colin Cunningham vs. Colgate, 1/28/2009	6, Muhammad El-Amin, Stony Brook, 12/31/2009

THE LAST TIME A TEAM . . .

CATEGORY	HOLY CROSS	OPPONENT
Won By 20 Points	27 (73-46) vs. Lafayette, 2/6/2010	21 (84-63), Massachusetts, 12/5/2009
Won By 30 Points	30 (83-53) vs. Lafayette, 2/28/2007	33 (71-38), George Mason, 12/27/2005
Won By 40 Points	50 (88-38) vs. Army, 2/8/2006	48 (89-41), Arizona, 12/28/1998
Scored 90 Points	97 vs. San Francisco, 12/27/2008	91, Lehigh, 2/27/2010
Scored 100 Points	101 vs. Dowling, 11/23/2002	112, New Mexico, 12/29/1997
Scored Under 40 Points	39 vs. Army, 1/16/2008	36, Army, 1/14/2009
Scored Under 50 Points	47 at Army, 1/14/2009	46, Lafayette, 2/6/2010
Scored 50 Points In A Half	55 (second half) vs. Bucknell, 1/16/2010	57 (second half), Lehigh, 2/27/2010
Scored 60 Points In A Half	60 (second half) vs. Western Kentucky, 11/29/1997	62 (second half), Fordham, 1/2/2002
Scored Under 10 Points In A Half	n/a	n/a
Scored Under 20 Points In A Half	18 (first half) at American, 3/13/2009	18 (first half), Marist, 11/30/2009
Had A +20 Rebound Margin	22 (45-23) vs. Lafayette, 2/6/2010	20 (53-33), Boston College, 12/20/1997
Had 50 Rebounds	50 at St. Joseph's, 11/17/2009	53, Lafayette, 2/6/1999
Had 60 Rebounds	60 at Hartford, 2/5/1996	60, Hartford, 2/5/1996
Had Less Than 25 Rebounds	23 vs. Bucknell, 3/9/2007	23, Lafayette, 2/6/2010
Had 25 Offensive Rebounds	25 vs. Williams, 12/4/2003	26, San Francisco, 1/5/2008
Had Less Than Five Offensive Rebounds	4 vs. Marist, 11/30/2009	4, Bucknell, 1/16/2010
Had 40 Defensive Rebounds	n/a	40, Colgate, 3/6/1996
Had Less Than 15 Defensive Rebounds	14 at Loyola (Ill.), 11/29/2008	12, Marist, 11/30/2009
Made 40 Field Goals	42 at Lehigh, 1/27/1996	41, Colgate, 1/18/1994
Made Less Than 15 Field Goals	13 vs. Army, 1/16/2008	12, Colgate, 1/28/2009
Attempted 80 Field Goals	92 at Hartford, 2/5/1996	87, Hartford, 2/5/1996
Attempted Less Than 40 Field Goals	38 vs. Marist, 11/30/2009	39, Colgate, 2/25/2009
Shot .600 From The Field	.617 (29-47) vs. Navy, 1/20/2010	.632 (24-38), Minnesota, 12/4/2004
Shot Less Than .300 From The Field	.271 (16-59) at Maryland, 1/8/2008	.281 (16-57), Lafayette, 2/6/2010
Made 30 Free Throws	31 at Bucknell, 1/17/2009	32, Harvard, 11/25/2008
Made Less Than Five Free Throws	3 vs. Colgate, 3/8/2009	3, American, 3/5/3008
Attempted 40 Free Throws	40 at Bucknell, 1/17/2009	43, Vermont, 11/28/2005
Attempted Less Than 10 Free Throws	8 at St. Joseph's, 11/17/2009	9, Lafayette, 2/6/2010
Shot .900 From The Line	1.000 (13-13) vs. Niagara, 12/29/2006	.917 (11-12), North Carolina State, 1/6/2010
Shot Less Than .400 From The Line	.385 (5-13) at Colgate, 1/30/2008	.333 (3-9), Army, 2/14/2008
Made 10 Three-Pointers	10 at North Carolina State, 1/6/2010	10, Bucknell, 3/3/2010
Made No Three-Pointers	0 at Western Michigan, 11/28/2009	0, Loyola (Ill.), 11/29/2008
Attempted 25 Three-Pointers	25 vs. William & Mary, 11/25/2006	27, Bucknell, 3/3/2010
Attempted Less Than Five Three-Pointers	4 vs. American, 2/21/2010	4, Yale, 11/29/2006
Shot .600 From Three-Point Range	.667 (6-9) at Bucknell, 3/3/2010	.600 (9-15), American, 3/5/3008
Shot Less Than .100 From Three-Point Range	.000 (0-7) at Western Michigan, 11/28/2009	.000 (0-8), Loyola (Ill.), 11/29/2008
Had 25 Assists	25 vs. San Francisco, 12/27/2008	26, Lehigh, 2/27/2010
Had Less Than Five Assists	4 at Fairfield, 12/9/2009	3, Hofstra, 11/10/2007
Had 25 Turnovers	27 at Ohio University, 12/22/2008	25, Fordham, 12/4/2005
Had Less Than Five Turnovers	4 vs. Army, 2/7/2004	4, Bucknell, 3/3/2010
Had 10 Blocks	11 at Army, 2/10/2010	11, North Carolina State, 1/6/2010
Had No Blocks	0 at Colgate, 1/27/2010	0, Colgate, 2/24/2010
Had 15 Steals	15 at Navy, 2/15/2007	15, Sacred Heart, 12/22/2009
Had No Steals	0 vs. Penn State, 12/30/1998	n/a

1900-1935:

STARTING & RESTARTING

For a program that has had as much success as Holy Cross basketball, it is commonplace to be able to speak with reverence about “the beginning.” With the Crusaders, however, it is important to ask “which beginning?” Coached by J. Fred Powers, Holy Cross played its first basketball game on Jan. 11, 1901, losing to the Milbury Intermediates 21-13. Holy Cross followed that up the next day by defeating the Century Cycle Club 30-10. But it was a loss to Harvard (20-10) on Jan. 15 of that season that marked the school’s initial outing against a collegiate opponent.

Powers led the Crusaders through the 1908-1909 season, after which the sport was discontinued until 1920-1921 — at which time it was restarted only as a response to a challenge (see box below). Holy Cross continued to play through the 1930-1931 season, with some success. Coach John Reed’s squads were a combined 60-41 from 1925-1931, when again the Crusaders played their “final” game, due primarily to financial reasons. Under Holy Cross legend Albert “Hop” Riopel, Holy Cross basketball started anew for the third time in 1934-1935, but after a disappointing 3-12 season, the sport was discontinued for the third — and final — time.

Yet when Edward “Moose” Krause’s squad took the court against Assumption on Feb. 3, 1940, it was the final “beginning” of what would become one of the finest college basketball programs in the East.

THE 1921 SERIES WITH BOSTON COLLEGE

After 11 years without basketball, it was Holy Cross’ long-time rival, Boston College, who played a major factor in reviving the program. Holy Cross had no plans to play basketball during the 1920-1921 season, but late in the year Boston College issued a challenge — a home and home series between the rival schools. The Crusaders accepted. Holy Cross’ captain in its “final” season of 1909, William J. Casey, took the helm as coach, and the Crusaders beat the Eagles twice for the only undefeated season in school history. Thus the Crusaders “began” again.

OTHER HIGHLIGHTS

Feb. 8, 1902: Holy Cross loses to Dartmouth 78-27, the college’s greatest margin of defeat ever (51 points).

March 5, 1921: Following a discontinuation of the program for 11 years, Holy Cross defeats Boston College, 28-26.

March 11, 1922: One year after reviving the program, coach Bill Casey’s squad finishes the season with a 14-3 overall record and the New England Championship.

1939-1948:

BUILDING A NATIONAL CHAMPION

The Crusaders of the early 1940s did not exactly set the basketball world on fire. Under the direction of “Moose” Krause, the Crusaders were 11-14 from 1940-1942. “Hop” Riopel returned as head coach in 1942-1943, and his teams were 11-22 in three seasons. But to begin the 1945-1946 season, Alvin “Doggie” Julian became Holy Cross’ seventh coach, and the Crusaders began the most successful run in school history.

Julian’s first squad won 12 games, the most in any season since 1921-1922. The next year, led by Holy Cross greats Dermott O’Connell, Frank Oftring, George Kaftan, captain Joe Mullaney, and a freshman point guard named Bob Cousy, the Crusaders were an incredible 27-3, earning the school’s first-ever NCAA Tournament berth. All Holy Cross did was beat Navy, the City College of New York and Oklahoma in three games to claim the national championship (see page 90 for details). Julian stayed for just one more season (posting a 26-4 mark in 1947-1948) before leaving to take the head coaching position with the Boston Celtics, but clearly he had started the Crusaders on their way.

OTHER HIGHLIGHTS

Jan. 3, 1947: Holy Cross loses its third straight game, falling to Wyoming 58-57. The loss left the Crusaders with a 4-3 record. They would then win their next 23 games in a row en route to the national championship.

Feb. 25, 1947: Holy Cross’ 90-48 rout of Boston College at the Boston Arena broke the school record for points in a game, as well as the Arena record.

March 25, 1947: George Kaftan earns Most Outstanding Player honors in the NCAA Tournament, and also becomes Holy Cross’ first All-American. Two years later, he follows “Doggie” Julian to the Boston Celtics to become the school’s first NBA player.

Dec. 13, 1947: The Crusaders break the 100-point barrier for the first time, defeating Eastern Connecticut State 104-43.

Dec. 17, 1947: Holy Cross’ 26-game win streak is snapped at Columbia (60-53) in the fourth game of the season.

Feb. 14, 1948: Holy Cross defeats Becker 66-37, in its first official game at the Worcester Auditorium. The Crusaders had played Assumption at the Auditorium two weeks prior to this contest, in an exhibition benefiting the March of Dimes.

March 18, 1948: A new winning streak reaches 20 games with a 63-45 defeat of Michigan in the NCAA Tournament quarterfinals. Bob Cousy scores 23 points.

March 20, 1948: The Crusaders are beaten by eventual NCAA champion Kentucky (60-52) in the national semifinals. George Kaftan is named an All-American for the second time.

1949-1955:

BUILDING A SECOND NATIONAL CHAMPION

After Julian departed at the end of the 1947-1948 season, Lester “Buster” Sheary took the top Crusader post, and the team continued to excel. Sheary coached the team for seven seasons, winning an incredible 81.1 percent of his games (155-36). The most games a Sheary-led team lost was nine, and his teams won no fewer than 19 games in any season.

Sheary, like Julian before him, was blessed with some of the best players in school history. While in his first few seasons he had the chance to coach Cousy, O’Connell, Kaftan and Oftring, Sheary’s teams would later be led by the next set of Crusader greats — including Togo Palazzi, Ron Perry, Earle Markey and Tom Heinsohn. The culmination of Sheary’s teams came in 1953-1954, when the squad captained by Perry and Palazzi compiled a 26-2 record en route to Holy Cross’ second national championship — this time winning the NIT with consecutive victories against St. Francis (N.Y.), Western Kentucky and Duquesne (see page 90 for details).

TRADITION OF EXCELLENCE

THE 47-GAME HOME WINNING STREAK

A large part of the Sheary legacy is tied up in “the streak.” When Holy Cross defeated Boston College 46-39 on Feb. 5, 1949, it began an incredible stretch of 47-consecutive home victories (spanning six seasons) for the Crusaders. Holy Cross was rarely challenged during the early years of the streak, but ran into considerable trouble during the 1951-1952 season. After a three-point win against Rhode Island early in the season, the Crusaders were taken to overtime by both Columbia and Boston College. In the final home game of the season, Holy Cross nipped Fordham 62-58. The game that stopped the streak, a 78-77 loss to Connecticut on Feb. 27, 1954, proved costly, as it sent the Huskies to the NCAA Tournament and Holy Cross to the NIT. In many ways it was a blessing, as the Crusaders did not lose again, capping the season with an NIT title win against Duquesne.

OTHER HIGHLIGHTS

Jan. 12, 1950: The Crusaders defeat St. Louis 69-55 at the Boston Garden to improve to 13-0 on the season and take over the No. 1 spot in the Associated Press poll. Holy Cross would remain ranked No. 1 for five weeks.

March 3, 1950: Holy Cross defeats the New York Athletic Club 58-56 to improve to 26-0 on the season, before falling to Columbia (61-54) the next day.

March 23, 1950: The Crusaders lose to North Carolina State (87-74) in the opening round of the NCAA Tournament. Bob Cousy is named the nation’s outstanding player by the Basketball Writers of America. Holy Cross leads the nation in scoring margin at 17.2 points per game, and finishes fourth in the Associated Press poll.

Jan. 15, 1952: Holy Cross tops Providence 106-77, just three days after beating Brown 100-31. It is the first time in school history that the Crusaders scored 100 points in consecutive games.

March 11, 1952: Holy Cross earns its first National Invitation Tournament berth, defeating Seattle (77-72) and bowing to Duquesne (78-68). Holy Cross finishes the season ranked 13th in the Associated Press poll, and 15th in the United Press International poll.

Dec. 31, 1952: Togo Palazzi puts on a fantastic performance at the Dixie Classic, scoring 73 points and grabbing 78 rebounds over three games. Palazzi had 31 rebounds vs. North Carolina and 28 against North Carolina State.

March 14, 1953: The Crusaders defeat Navy and Wake Forest in the NCAA Tournament before falling to Louisiana State (81-73) in the East Regional final. Earle Markey and Togo Palazzi are named Catholic All-Americans. Holy Cross finishes 13th in the Associated Press poll, and 17th in the United Press International poll.

Dec. 30, 1953: Holy Cross wins the Sugar Bowl Tournament, defeating DePaul (79-55) and Bob Pettit-led Louisiana State (66-56).

March 13, 1954: After defeating St. Francis (N.Y.) and Western Kentucky, the Crusaders top Duquesne 71-62 to claim the NIT championship. Holy Cross, which averaged 83.2 points per game, finishes third in the final Associated Press poll, while being ranked ninth by United Press International. Togo Palazzi is the MVP of the NIT, an All-America selection, and the No. 1 pick of the Boston Celtics.

1956-1972:

EASTERN DOMINANCE

When “Buster” Sheary left Holy Cross at the conclusion of the 1955 season, the Crusaders continued to be a major force in the East, as well as nationally. Sheary’s successor was Roy Leenig, a standout high school coach at St. Peter’s Prep. Leenig’s team got off to a fast start as captain Tom Heinsohn led the 1956 Crusaders to a 22-5 mark before Holy Cross lost to Temple in the first round of the NCAA Tournament. Leenig’s teams won 106 games during his six seasons, and made three post-season appearances, including a third-place finish in the NIT in 1961.

One of the greatest Crusaders of this era was the top scorer in school history at the time, Jack “The Shot” Foley. Foley’s 2,185 career points now leave him third on Holy Cross’ all-time scoring list, but his 27.7 career scoring average is the best in school history. In each of his three seasons, Foley finished near the top of the national scoring leaders, including his senior year in which his 33.0 points per game average was third best in the nation. In fact, six of the 12 best scoring games by a Crusader came from “The Shot” — including two games in excess of 50 points.

OTHER HIGHLIGHTS

March 1, 1956: Tom Heinsohn scores 51 points and grabs a New England-record 42 rebounds in a 111-75 victory over Boston College.

March 12, 1956: Holy Cross loses to Temple (74-72) in the opening round of the NCAA Tournament. Tom Heinsohn, who averaged 27.4 points and 21.0 rebounds, is a consensus first team All-America selection.

March 5, 1960: Jack “The Shot” Foley pours in 55 points against Colgate, a total surpassed in Holy Cross history only by his own effort two years later.

THE TOP-RANKED HOLY CROSS CRUSADERS

The Crusaders were a consistent national force for a decade from 1952-1961. During those 10 seasons, Holy Cross finished the season ranked in the final Associated Press top 20 poll five times, including a number three ranking after winning the NIT in 1954. From Jan. 17-Feb. 20, 1950, Holy Cross achieved the ultimate ranking — number one in the nation. The Crusaders spent five consecutive weeks as the top-ranked team in the nation, while beginning the season with 26 straight victories.

TRADITION OF EXCELLENCE

March 25, 1961: Holy Cross finishes the year with a 22-5 record, placing third in the NIT. The Crusaders beat Detroit (86-62), Memphis State (81-69) and Dayton (85-76), while falling to Providence 90-83 in overtime.

Dec. 6, 1961: Frank Oftring wins his coaching debut, as Holy Cross tops Rhode Island 85-57. Oftring compiled a 64-33 record in four years.

Feb. 17, 1962: Jack "The Shot" Foley scores 39 points in a half and 56 points for the game against Connecticut, both New England records.

March 20, 1962: Foley scores 69 points in two NIT games and is named an All-American. He finishes his career with a then-New England record 2,185 points and a 27.7 points per game average. In his senior season, Foley scores 866 points for a 33.3 average — both New England records.

Jan. 29, 1964: Holy Cross beats Boston University 97-95 in four overtimes at the Worcester Auditorium.

Dec. 4, 1965: Jack Donohue makes his Holy Cross coaching debut, after guiding Power Memorial Academy to a 163-30 record, including 71 straight wins with Lew Alcindor. Holy Cross finishes 10-13, its first losing season in 21 years.

Jan. 26, 1968: Student and mentor are reunited, as Jack Donohue's Crusaders are defeated by No. 2-ranked UCLA, led by former Donohue player Lew Alcindor, at Madison Square Garden 90-67.

Dec. 3, 1970: Holy Cross defeats St. Michael's 138-68 for the school's largest margin of victory (70 points).

1973-1981: OF SUPERSTARS, STABILITY & STRUCTURES

For all of their success, the Crusaders did have difficulty keeping a head coach during their first half century of basketball. Holy Cross had 11 different coaches in its first 53 seasons, with no coach lasting for more than seven years. All of that ended with the start of the 1972-1973 campaign, when Holy Cross athletic director Ron Perry brought former Holy Cross great George Blaney back to lead the Crusaders. The Blaney era did not get off to a quick start. But over a seven year span from 1975-1981, the Crusaders averaged more than 20 wins per season, and went to the postseason six times — including a 1977 meeting with Michigan in the NCAA Tournament, which was Holy Cross' first trip since a Tom Heinsohn-led team faced Temple in 1956.

During this decade the Crusaders also added a new home. Named in honor of the Reverend Francis J. Hart, S.J. — the guiding force behind intramurals at Holy Cross for more than 40 years — the Hart Recreation Center was officially opened with a 94-85 win over Loyola (Md.) on Dec. 1, 1975. The Crusaders liked their new home, winning 38 of the first 42 at the Hart Center.

Great teams and great coaches, however, need great players, and Blaney's teams during this stretch certainly had their share. The Crusaders were cranking out 1,000-point scorers on a regular basis, with six of them (Chris Potter, Michael Vicens, Garry Witts, Bill Doran, Kevin Greaney and Marty Halsey) playing during this seven-year stretch. In addition to the 1,000-point scorers, these were the years of the school's only 2,500-point scorer — Ronnie Perry. The son of former Holy Cross athletic director Ron Perry, the younger Perry kicked off his career in 1976-1977 by earning National Freshman of the Year honors, and ended his career as Holy Cross' all-time leading scorer.

OTHER HIGHLIGHTS

Dec. 2, 1972: George Blaney coaches his first game with the Crusaders, falling to Dartmouth 76-72.

March 1, 1975: Holy Cross defeats Army 89-73 in its final game at the Worcester Auditorium. The Crusaders compiled a 229-64 (.781) record in the building.

Dec. 29, 1975: The Crusaders knock off sixth-ranked Cincinnati (66-65) at the Rainbow Classic.

March 15, 1976: Holy Cross beats St. Peter's (84-77) and falls to North Carolina State (78-68) in the NIT. Blaney is named New England Coach of the Year.

Dec. 12, 1976: One day after beating UMass (92-85 in overtime), the Crusaders beat Providence (67-65) on a shot at the buzzer by Chris Potter to win the Colonial Classic at the Boston Garden.

March 5, 1977: Holy Cross defeats eighth-ranked Providence (68-67) on a buzzer beater by Potter to capture the ECAC championship and earn its first NCAA Tournament berth in 21 years.

ALL-TIME WINNINGEST COACH GEORGE BLANEY

The 1993-1994 season marked the final chapter in George Blaney's five decade association with Holy Cross. As a player in the late 1950s and early 1960s, Blaney scored 1,012 points, and was a co-captain for the 1960-1961 season. After a 10-year absence, Blaney returned to Mount St. James to take over the Crusader program for the 1972-1973 season, and spent the next 22 seasons at Holy Cross, during which he compiled a 357-276 (.560) mark. Blaney earned numerous coaching honors with the Crusaders, including Eastern Coach of the Year (1976-1977) and Eastern Basketball's Man of the Year (1993-1994).

March 13, 1977: The Crusaders battle No. 1-ranked Michigan to the wire in the opening round of the NCAA Tournament, falling 92-81 before a national television audience. Holy Cross, playing without an injured Ronnie Perry, led 72-70 with less than five minutes remaining in the game.

Feb. 14, 1978: Holy Cross tops the century mark for the seventh time on the season in a 114-76 win over Boston University, and went on to finish the year by averaging a school record 87.96 points per game in a 20-7 campaign.

Dec. 9, 1978: Ronnie Perry hits 15 of 15 free throws in an 85-79 overtime win against Yale.

Jan. 26, 1979: Perry scores a career-high 46 points in a 109-102 overtime loss to Connecticut in the Colonial Classic. The 46 points were a Boston Garden collegiate record.

March 7, 1980: After winning the ECAC championship, Holy Cross falls to Iona (84-78) in the first round of the NCAA Tournament. Ronnie Perry finishes his career with 2,524 points — 31st best in NCAA history when he graduated.

Feb. 28, 1981: George Blaney becomes the college's winningest coach with a 67-58 victory over Providence.

March 12, 1981: Holy Cross defeats Southern Mississippi (56-54), before falling to Syracuse (77-57) in the NIT.

TRADITION OF EXCELLENCE

1982-1989:

THE END OF INDEPENDENCE

The remainder of the 1980s contained some hard times for Blaney and the Crusaders, as they tried adjusting to a new twist — a conference affiliation. Holy Cross joined the Metro Atlantic Athletic Conference to start the 1983-1984 season, and the Crusaders posted losing records (69-102 combined) in six of their seven seasons in the MAAC.

Even during the down times, the Crusaders had a number of fine individual performances. Transfer Jim McCaffrey was a scoring machine in his two seasons, recording 1,178 points in just 53 games. The Crusaders also had a pair of national leaders, as Glenn “Scooter” Tropf led the nation in three-point percentage in 1988, while teammate Glenn “Silk” Williams led the nation in assists per game the following season. Tropf’s incredible .634 (52 for 84) mark from behind the arc remains the NCAA’s best single-season performance to date.

OTHER HIGHLIGHTS

Dec. 29, 1982: Holy Cross plays its first games at the Worcester Centrum, beating Davidson (65-62), and the following day defeating Iona (66-65) for the Worcester County Classic title.

Jan. 6, 1984: Notre Dame makes its first visit to Worcester, beating Holy Cross 73-61 before 10,234 at the Centrum. The Crusaders’ Ernie Floyd hits all 10 of his field goal attempts and finishes with 23 points.

Jan. 28, 1984: Blaney earns his 200th Holy Cross victory with a 69-58 win over Army.

Feb. 27, 1984: Ernie Floyd finishes the season with a .621 field goal percentage, hitting 177 of 285 attempts to set a school single-season record.

Jan. 31, 1985: Jim McCaffrey pours in 46 points (18 of 25 field goals, 10 of 13 free throws) and adds 15 assists in a 102-85 romp over once-beaten Iona to earn *Sports Illustrated* Player of the Week honors. McCaffrey’s 46 points are a Hart Center and MAAC record.

March 1, 1986: Jim McCaffrey sizzles against La Salle (39 points) and Iona (35 points) to lead the Crusaders into the MAAC Tournament championship game. Tourney MVP McCaffrey scores 25 against Fairfield, but the Stags win the game, 67-64. McCaffrey’s 99 points remain the second-highest total in MAAC Tournament history.

Nov. 30, 1987: Glenn “Scooter” Tropf’s three-pointer with seven seconds remaining lifts Holy Cross to a 99-98 victory over Providence in the season-opener.

Dec. 7, 1987: Blaney records his 300th career victory, 87-77 over Assumption.

Feb. 12, 1988: Glenn Williams dishes out a school-record 17 assists at Army.

March 5, 1988: Glenn Tropf ends the season having hit 63.4 percent of his three-point field goal attempts (52 of 82), for a mark which remains an NCAA single-season record.

Dec. 17, 1988: Glenn Tropf’s 28 points lead Holy Cross to an 85-80 victory over Boston College, lifting the Crusaders to 6-0 for the first time in 11 years.

Feb. 21, 1989: Holy Cross and Iona tie the NCAA record by combining for 38 overtime points in Iona’s 123-113 victory. The 236 total points tie the Holy Cross record and set a MAAC record. Dwight Pernel scores 41 points, including a three-pointer at the buzzer to force overtime.

March 1, 1989: Glenn Williams finishes the season with a school-record 278 assists, while leading the nation with an average of 9.9 assists per game.

1990-1999:

A RETURN TO PROMINENCE

After struggling for a stretch in the 1980s, George Blaney brought the Crusaders back into the postseason to start the 1990s. In what would be Holy Cross’ final season in the MAAC, the Crusaders compiled a 24-6 record and won their first-ever MAAC title. The 24 wins were the most in the Blaney era, and the most for the school since the NIT champions of 1954. In recognition of their season, the Crusaders earned an NIT meeting with Rutgers, which Holy Cross lost, 87-78.

The 1990-1991 season marked the beginning of a new conference affiliation for the Crusaders, as they joined the newly formed Patriot League. Holy Cross won 18 games that season, losing to Fordham in overtime in the conference’s inaugural championship game. After another 18 win season the following year, Blaney took his team to the NCAA Tournament for the first time since Ronnie Perry’s senior year (1979-1980), as his Crusaders compiled a 23-7 mark that included a 98-73 win at Bucknell in the Patriot League championship game.

Blaney left Holy Cross at the conclusion of the 1993-1994 season, replaced by Crusader assistant coach Bill Raynor. Raynor had not only coached under Blaney at Holy Cross, but had been coached by him for two seasons at Dartmouth. Blaney did not leave his former assistant empty handed, as Raynor had Holy Cross’ second all-time leading scorer, Rob Feaster, in the fold for his debut season. The 1998-1999 season brought a return to scholarships, and on April 1, 1999, Ralph Willard — who served as the Crusaders’ basketball captain in 1966-1967 — returned to take the head coaching reigns.

OTHER HIGHLIGHTS

Feb. 10, 1990: Aaron Jordan’s length of the court drive and basket with six seconds left caps a 95-94 comeback victory over Fordham before a sellout crowd at the Hart Center. Holy Cross trailed 92-85 with just 1:59 remaining, but Dwight Pernel scored five of his team-high 28 points in the last two minutes.

Feb. 17, 1990: Behind the 22 points of Dwight Pernel and 21 points of Jim Nairus, Holy Cross knocks off Army (86-68) to clinch the MAAC North title, Holy Cross’ first conference championship.

March 16, 1990: In the college’s first post-season tournament appearance in nine years, the Crusaders battle host Rutgers to the wire, falling 87-78 in the first round of the NIT. Holy Cross’ 24-6 record is its best in 36 years.

Dec. 15, 1990: Holy Cross battles back from eight- and seven-point deficits in the second half to edge Boston College, 76-69 in overtime.

Feb. 23, 1991: George Blaney earns his 300th victory at Holy Cross, a 73-68 win at Colgate.

March 2, 1991: Jean Prioleau’s three-pointer at the buzzer gives Fordham an 84-81 overtime win over Holy Cross in the inaugural championship game of the Patriot League Tournament at the Hart Center.

Dec. 30, 1991: Roger Breslin hits a shot from 68’9” at the end of the first half in a 76-72 loss to Vanderbilt in the championship game of the Music City Invitational. Breslin’s heave is the longest made in Memorial Gym history.

Feb. 29, 1992: Bill Walker’s 26 points lead six Crusaders in double figures in a 116-92 thumping of Lehigh. Holy Cross’ 116 points remain a Patriot League record.

TRADITION OF EXCELLENCE

Dec. 1, 1992: The Crusader squad opens the season with a 92-72 win over Harvard. Upping its overall record to 1,000-606, Holy Cross becomes the 79th Division I school to earn 1,000 wins.

Feb. 8, 1993: Crusader mentor George Blaney registers his 400th career victory as Holy Cross defeats Rutgers 99-89. Blaney becomes just the 30th active Division I coach to reach that milestone.

March 10, 1993: Holy Cross wins its first Patriot League championship title with a 98-73 thrashing of Bucknell. Rob Feaster earns Tournament MVP honors after amassing 66 points and nine steals in three games.

March 18, 1993: Holy Cross takes the floor at the NCAA Tournament for the first time in 13 years, falling to 12th-ranked Arkansas 94-64.

Feb. 19, 1994: Rob Feaster scores a Hart Center record-tying 46 points against Navy. It was the first 40-point effort for a Crusader since 1989.

March 5, 1994: Rob Feaster scores a then-Patriot League Tournament record 43 points in a semifinal loss to Navy. He scored 30 or more points 13 times on the year, and his 28.0 point average is second best in Holy Cross history.

Dec. 28, 1995: Rob Feaster's buzzer-beater gives Holy Cross a 75-74 win at Rice. Feaster scored 41 points in the game, one of four times he would accomplish the feat in his career.

March 3, 1996: Holy Cross defeats Army 68-65 in the Patriot League semifinals, earning a spot in the championship game against Colgate. Three days later, Holy Cross falls 74-65 to the Red Raiders.

2000-PRESENT:

THE NEXT MILLENNIUM

After winning just 22 games over the final three seasons in the 1990s, the Crusaders made a coaching change and brought back 1967 graduate Ralph Willard to try and re-energize the program. After posting a 10-18 record in Willard's first season, the Crusaders captured their first ever outright Patriot League regular season title in 2000-2001, then won the league tournament to advance to the NCAA Tournament for the first time since 1992-1993. Holy Cross followed that season by claiming Patriot League Tournament titles and returning to the NCAA Tournament in 2001-2002 and 2002-2003, becoming the first school in league history to claim three straight titles. Holy Cross also made an NIT appearance in 2004-2005, then advanced to the NCAA Tournament for the fourth time in the decade in 2006-2007.

OTHER HIGHLIGHTS

Nov. 20, 1999: The Crusaders open the Ralph Willard era with a 54-43 win at Providence. The victory is Holy Cross' first over a Big East team since the 1990-1991 season, when the Crusaders also defeated Providence.

Jan. 30, 2000: Josh Sankes sets a Hart Center record with 19 rebounds in a 52-42 win over Army.

Feb. 5, 2000: Sankes set Holy Cross records for blocked shots in a game and in a season, with seven blocks in a 57-54 loss to Colgate. He finished the year with 69 blocks.

Feb. 14, 2001: Holy Cross goes on the road to defeat Navy 77-67 and clinch the program's first ever outright Patriot League regular season championship.

March 3, 2001: Ralph Willard earns Patriot League Coach of the Year honors, while Tim Szatko is named the Patriot League Player of the Year.

March 9, 2001: The Crusaders defeat Navy 68-64 in overtime to win the Patriot League Tournament title. Josh Sankes earns tournament MVP honors.

March 15, 2001: Holy Cross and second-seeded Kentucky are tied with 6:29 left in the first round of the NCAA Tournament, before the Wildcats earn a 72-68 victory.

March 8, 2002: Holy Cross posts a 58-54 victory at American in the Patriot League championship game to capture its second straight NCAA Tournament berth. Tim Szatko is named tournament MVP.

March 14, 2002: The Crusaders battle top-seeded Kansas down to the wire in the first round of the NCAA Tournament. Holy Cross leads by five with 14 minutes remaining, but the Jayhawks rally to capture a 70-59 win.

March 14, 2003: Holy Cross wins its 12th straight game and becomes the first Patriot League school to capture three straight conference titles with a 72-64 win over American. Patrick Whearty earns tournament MVP honors.

March 20, 2003: Holy Cross suffers a tough 72-68 loss to Marquette in the first round of the NCAA Tournament.

Jan. 25, 2004: Jave Meade records the 532nd assist of his collegiate career, becoming the Patriot League's all-time assist leader. Meade finishes his career with 599 assists.

Feb. 13, 2005: Nate Lufkin has three blocked shots in a 73-53 victory over Lehigh, to become Holy Cross all-time leader in career blocks. He finishes his career with 153 blocked shots.

March 1, 2005: Kevin Hamilton earns Patriot League Player of the Year honors, while Pat Doherty is named Rookie of the Year and Ralph Willard is selected as the Coach of the Year.

March 6, 2005: The Crusaders defeat Lehigh 57-53 in overtime in the semifinals of the Patriot League Tournament for their 16th straight victory. The winning streak is the longest by Holy Cross since 1950.

March 15, 2005: Holy Cross posts a 78-73 victory at Notre Dame in the first round of the NIT, before falling at St. Joseph's (68-60) six days later in the second round. The win marked the first-ever postseason victory by a team from the Patriot League.

Jan. 11, 2006: The Crusaders set a school single-game record by making 15 three-point field goals in an 84-46 victory at Army.

Jan. 25, 2006: Kevin Hamilton records the 247th steal of his collegiate career, becoming the Patriot League's all-time leader in steals. Hamilton went on to finish his career with 292 total steals. He also set a Holy Cross career record with 222 three-point field goals made.

Feb. 28, 2007: Keith Simmons earns Patriot League Player of the Year honors, while Torey Thomas is named Defensive Player of the Year and Ralph Willard is selected as the Coach of the Year.

March 9, 2007: The Crusaders defeat Bucknell 74-66 at the Hart Center in the Patriot League championship game. Keith Simmons earns tournament MVP honors.

March 16, 2007: Holy Cross falls to Southern Illinois 61-51 in the first round of the NCAA Tournament in Columbus, Ohio.

Nov. 28, 2007: Tim Clifford blocks six shots against Yale, including the 154th of his collegiate career, to become Holy Cross' all-time leader. He goes on to finish his career with 210 blocked shots.

March 4, 2009: R.J. Evans set a Holy Cross freshman Patriot League Tournament record by scoring 31 points in a 75-56 quarterfinal victory over Bucknell.

NATIONAL CHAMPIONSHIP TEAMS

1947 NCAA CHAMPIONS

*Holy Cross 55, Navy 47 • March 20, 1947
Madison Square Garden • New York, N.Y.*

Holy Cross fought off an eight-point Navy lead in the second quarter, edging ahead in the next stanza for good. Coach “Doggie” Julian kept the Crusader quintet fresh by frequently substituting. Joe Mullaney led Holy Cross with 18 points, while George Kaftan added 15 points. The game was the college’s first ever in the postseason.

*Holy Cross 60, CCNY 45 • March 22, 1947
Madison Square Garden • New York, N.Y.*

City College of New York raced to a 23-14 lead, but Kaftan led a 13-2 Crusader barrage for a 27-25 Holy Cross advantage at halftime. Kaftan had scored 19 points by half, en route to a game total of 30, second best in NCAA Tournament history at the time. Holy Cross scored eight points in the final minute to widen the margin of what was a tight game.

*Holy Cross 58, Oklahoma 47 • March 25, 1947
Madison Square Garden • New York, N.Y.*

Oklahoma held a 31-28 halftime lead, but a 9-2 run to begin the second half launched Holy Cross to the national championship. Frank Oftring and Bob McMullen triggered the second half run and Dermott O’Connell had his best effort with 16 points. Kaftan tallied 18 and Oftring added 14 as the Crusaders became the first Eastern team to capture the NCAA crown. A sellout crowd of 18,445 was in attendance. An All-Tournament Team was not selected, but George Kaftan was named the Tournament’s Outstanding Player, leading all scorers with 63 points in the three games for a 21.0 points per game average.

1947 NCAA CHAMPIONSHIP GAME STATISTICS

Holy Cross	FG	FT	Pts
George Kaftan	7	4	18
Andy Laska	0	0	0
Dermott O’Connell	7	2	16
Bob Curran	0	0	0
Frank Oftring	6	2	14
Jim Riley	0	0	0
Charlie Bollinger	0	0	0
Joe Mullaney	0	0	0
Bob McMullen	2	4	8
Ken Haggerty	0	0	0
Bob Cousy	0	2	2
Charlie Graver	0	0	0
Totals	22	14	58

Oklahoma	FG	FT	Pts
Dick Reich	3	2	8
Bill Waters	0	0	0
Paul Courty	3	2	8
Ken Pryor	0	1	1
Gerry Tucker	6	10	22
Allie Paine	2	2	6
Jack Landon	1	0	2
Paul Merchant	0	0	0
Harley Day	0	0	0
Totals	15	17	47

1954 NIT CHAMPIONS

*Holy Cross 93, St. Francis (N.Y.) 69 • March 9, 1954
Madison Square Garden • New York, N.Y.*

Holy Cross rolled to a 39-26 halftime lead and never looked back to defeat the Terriers. The Crusaders connected on 35 of 41 free throw attempts and were led by the 25 points of Togo Palazzi. Other double figure scorers for Holy Cross included Ron Perry (14), Joe Liebler (13) and Tom Heinsohn (12).

*Holy Cross 75, Western Kentucky 69 • March 11, 1954
Madison Square Garden • New York, N.Y.*

Palazzi continued his spectacular play, scoring 32 points in a semifinal upset of Western Kentucky before 17,525 fans. The much-bigger Hilltopper squad took an 11-point lead in the second quarter, but a 14-1 run by the Crusaders resulted in just a 41-39 Western Kentucky lead at halftime. A Liebler basket with 5:30 to play gave Holy Cross the lead for good at 60-59, and the Crusaders’ ball control offense sealed the victory. Liebler tallied 15 points, while Heinsohn added 13 points.

*Holy Cross 71, Duquesne 62 • March 13, 1954
Madison Square Garden • New York, N.Y.*

The Crusaders zoomed to a 19-8 advantage in the first quarter and never relinquished the lead in becoming the first New England team to capture the NIT title. Holy Cross led 34-29 at halftime, then Heinsohn scored 10 consecutive points in the third quarter to keep the Crusaders in command. Heinsohn and Palazzi shared scoring honors with 20 each, while Liebler had 10 and Perry added seven. Holy Cross finished third in the final Associated Press poll (picking up 11 first place votes) and ninth in the United Press International tabulation. A sellout crowd of 18,496 saw Holy Cross become just the third team nationally to capture both the NCAA and NIT championships. Following the game, Togo Palazzi was named the Tournament MVP. Newspaper stories also indicate that an All-Tournament team was selected, with Palazzi and Heinsohn being honored.

1954 NIT CHAMPIONSHIP GAME STATISTICS

Holy Cross	FG	FT	Pts
Togo Palazzi	6	8	20
Joe Liebler	4	2	10
Tom Heinsohn	6	8	20
Ron Perry	2	3	7
Don Prohovich	1	3	5
Frank Kasprzak	3	0	6
Walter Supronowicz	1	0	2
Joe Early	0	1	1
Totals	23	25	71

Duquesne	FG	FT	Pts
Dick Ricketts	6	1	13
Sihugo Green	6	4	16
Lou Iezzi	0	0	0
Jim Tucker	4	3	11
Fletcher Johnson	0	2	2
Mickey Winograd	4	7	15
Sid Dambrot	2	1	5
Totals	22	18	62

Scoring	1st	2nd	3rd	4th	Final
Holy Cross	19	15	21	16	71
Duquesne	8	21	14	19	62

ALL-TIME HEAD COACHES / COACHING RECORDS

J. FRED POWERS

1901-1906, 1907-1909 • 7 Seasons • 54-33

Powers became the college's first basketball coach after stops at Vanderbilt and Worcester Academy. Powers graduated from Notre Dame, where he was track captain and voted the school's "best all-around athlete." He was a player-coach in 1898-1899 at Notre Dame, with the Irish going 2-0 in their second official basketball season. Powers left Holy Cross for his alma mater and then began a 15-year coaching stint at Brown. He left the Bruin program in 1938 to become director of the Works Progress Administration's recreational activities in Worcester.

WILLIAM J. CASEY

1920-1924 • 4 Seasons • 28-25

Casey captained Holy Cross in 1908-1909 as a junior. The sport was discontinued for the next decade, but when it returned in 1920-1921, Casey was the coach. His first team was 2-0, the lone Holy Cross team ever to go unbeaten. Casey later was principal at Worcester's Commerce High and was inducted into the Varsity Club Hall of Fame in 1961, three years before his death.

KEN SIMENDINGER

1924-1925 • 1 Season • 10-5

A 1924 Holy Cross graduate, Simendinger came to Mount St. James as a transfer from Lehigh. He played three years of football and baseball, cracking two home runs and a double in his diamond debut against Dartmouth, earning him the nickname as the "Babe Ruth of the Eastern Intercollegiates." Simendinger is the only Crusader coach to have served for just one season, as he became football coach at Gonzaga High in Washington D.C., where his 1926 squad was unbeaten and unscored upon. He was inducted into the Varsity Club Hall of Fame in 1958.

ALL-TIME HOLY CROSS HEAD COACHING VICTORIES

	<i>Name</i>	<i>Seasons as Coach</i>	<i>Yrs</i>	<i>G</i>	<i>W-L</i>	<i>Pct.</i>
1.	George Blaney	1972-1994	22	633	357-276	.564
2.	Ralph Willard	1999-2009	10	309	192-117	.615
3.	Lester Sheary	1948-1955	7	191	155-36	.811
4.	Roy Leenig	1955-1961	6	154	106-48	.688
	Jack Donohue	1965-1972	7	172	106-66	.616
6.	Alvin Julian	1945-1948	3	75	65-10	.866
7.	Frank Oftring	1961-1965	4	97	64-33	.659
8.	John M. Read	1925-1931	6	101	60-41	.594
9.	J. Fred Powers	1901-1905, 1907-1909	7	87	54-33	.620
	E. William Raynor	1995-1999	5	137	54-83	.394
11.	William J. Casey	1920-1924	4	53	28-25	.528
12.	Albert Riopel	1934-1935, 1942-1945	4	48	14-34	.292
13.	Edward Krause	1939-1942	3	25	11-14	.440
14.	Ken Simendinger	1924-1925	1	15	10-5	.667
15.	Sean Kearney	2009-2010	1	31	9-22	.290
	No Coach	1900-1901	1	12	6-6	.500
	Totals	1900-2010	91	2140	1291-849	.603

JOHN M. REED

1925-1931 • 6 Seasons • 60-41

Born in Middletown, Conn., Reed came to Mount St. James in 1900 as a student in the old preparatory school. He was one of Holy Cross' most colorful players and was an excellent kicker, booting 40- and 45-yard field goals against Yale in 1903. The following year against Dartmouth, he drop-kicked a field goal from the 47-yard line. After graduation in 1905, Reed played professional football and coached at Niagara, Rensselaer Polytechnic Institute and Clarkson, before returning to Holy Cross. He was a member of the college's coaching staff when he died in 1934.

ALBERT D. RIOPEL

1934-1935, 1942-1945 • 4 Seasons • 14-34

"Hop" Riopel will forever be known as "Mr. Holy Cross" for his years of dedicated service to the college. He was a three-sport standout at Commerce High and continued to excel at Holy Cross, becoming the only athlete in the College's history to earn 11 letters. The baseball team won 100 games during his four years, while the football team posted a 25-10-1 mark. His game-saving catch helped snap Boston College's 23-game winning streak in 1923. After graduating in 1924, Riopel turned down professional baseball offers to accept a teacher/coaching position at Milford High. He served as basketball coach at Assumption College from 1928-1932 and returned to his alma mater in 1933 as freshman baseball, basketball and football coach. Riopel was named athletic director at the college and was inducted in the Varsity Club Hall of Fame in 1957. Riopel retired as athletic director on June 30, 1966, and died less than three months later.

ALL-TIME HEAD COACHES / COACHING RECORDS

EDWARD KRAUSE

1939-1942 • 3 Seasons • 11-14

An All-American in football and basketball at Notre Dame, "Moose" Krause was a dominant center at 6-3 for the Irish, leading them to a 54-12 mark. After graduating cum laude with a degree in journalism in 1934, he coached at St. Mary's (Minn.) College. Krause then moved to Holy Cross, serving as a Crusader football coach from 1939-1941, in addition to his basketball duties. He left the college for his alma mater in 1942 and posted a 98-48 mark during six years as basketball coach. Krause was appointed assistant athletic director in 1948, and a year later he was named athletic director, a title he would hold until his retirement in 1980. He is a former Walter Camp Hall of Fame Man of the Year recipient and was inducted into the Naismith Memorial Basketball Hall of Fame in 1976. Krause passed away on Dec. 11, 1992.

ALVIN JULIAN

1945-1948 • 3 Seasons • 65-10

The man who was primarily responsible for the rise in popularity of basketball in New England became the college's seventh coach after achieving great success at Muhlenberg College. "Doggie" Julian played football at Bucknell and after graduating in 1923, played professional baseball until an injury forced him to the sidelines. He coached in his hometown of Reading, Pa., and at Albright College before starting a nine-year stint at Muhlenberg. His teams were 129-69 and earned two National Invitation Tournament berths, with the 1944-1945 squad going 24-4. Holy Cross reached the pinnacle in Julian's second year, defeating Oklahoma at Madison Square Garden for the 1947 NCAA Championship. The team won a record 27 games that year and went 26-4 in 1947-1948, giving Julian a 65-10 mark in three seasons. He then took the reins of the Boston Celtics from 1948-1950 and concluded his career at Dartmouth, compiling a 386-342 mark from 1950-1967. A former president of the National Association of Basketball Coaches, Julian was inducted into the Helms Foundation College Coaches Hall of Fame (1963), the Naismith Memorial Basketball Hall of Fame (1967) and the Varsity Club Hall of Fame (1986). He passed away on July 28, 1967.

COACHING HONORS

PATRIOT LEAGUE

COACH OF THE YEAR

2001 Ralph Willard

2005 Ralph Willard

2007 Ralph Willard

MAAC

COACH OF THE YEAR

1990 George Blaney

EASTERN

COACH OF THE YEAR

1977 George Blaney

HUGH GREER AWARD

(New England Coach of the Year)

1976 George Blaney

WALTER BROWN AWARD

(Contributions to

New England Basketball)

1963 Alvin "Doggie" Julian

1971 Lester "Buster" Sheary

LESTER SHEARY

1948-1955 • 7 Seasons • 155-36

This Worcester native compiled an outstanding .811 winning percentage in his seven years. "Buster" Sheary gained All-South fullback honors at Catholic University, where he also played basketball. He returned to Worcester and coached in the high school ranks for 10 years, leading St. Peter's to the 1936 New England Championship. Sheary became associated with the college during World War II, serving as a specialist in the Naval ROTC. His coaching career started with scouting duties for the football and basketball squads, and he was unanimously elected coach by the 1947-1948 basketball team. In 1953-1954, he led the Crusaders to a 26-2 mark and the NIT Championship. A year later Sheary left the college, but retained his duties as assistant director of athletics for the Worcester Public Schools. He passed away on Nov. 30, 2001.

ROY LEENIG

1955-1961 • 6 Seasons • 106-48

A native of Guttenberg, N.J., Leenig found great success as a player and coach in the schoolboy ranks prior to arriving at Holy Cross. He played for a West New York, N.J., squad which was unbeaten and won two state titles. Leenig played professionally with the Union City Reds, the Cap Smith Celtics and Baltimore, but an injury forced him into coaching ranks. He coached at Holy Family High in Union City, N.J., for two years, but made his mark at St. Peter's Prep (N.J.) from 1949-1955, as his teams won 24 city, county, state and tournament championships, while posting a 166-22 record. St. Peter's won five straight state titles and Leenig was named New Jersey Coach of the Year five times. The team also won two Eastern States crowns and Leenig was voted the outstanding coach in the Newport, R.I., event on three occasions. Leenig led the 1960-1961 Crusaders to a 22-5 mark and a third-place NIT finish. He is one of five Holy Cross mentors to win more than 100 games and his .688 winning percentage is third-best. Leenig left the college in 1961 to pursue business interests, and passed away in 1982.

FRANK OFTRING

1961-1965 • 4 Seasons • 64-33

After two seasons as freshman and assistant coach, Oftring was named Leenig's successor in 1961. A native of Brooklyn, N.Y., Oftring played at Brooklyn Tech High and then began a 3 1/2-year stint in the Navy. He had an opportunity to play service basketball and it was while stationed at Quonset (R.I.) Naval Station that Oftring caught the eye of then Crusader coach Alvin Julian, who brought him to Mount St. James. A defensive wizard and an aggressive rebounder, Oftring and classmate Bob Cousy were the keys to Holy Cross' march to the NCAA crown as freshmen in 1947. The Crusaders were 99-19 during their four years and Oftring gained additional distinction as a four-year Dean's List student in business administration, graduating cum laude. The president of the Class of 1950 also was awarded the John C. Lawlor Gold Medal, given to the outstanding student-athlete in the graduating class. In the early 1950s Oftring and Cousy went into business together, with Oftring also coaching at St. Peter's High for six years. He joined the Holy Cross staff in 1959 and posted four straight winning seasons as head coach before resigning to spend his time as president of a local investment firm. He was inducted into the Varsity Club Hall of Fame in 1978, four years before his death.

ALL-TIME HEAD COACHES / COACHING RECORDS

JACK DONOHUE

1965-1972 • 7 Seasons • 106-66

Several Crusader coaches have had an opportunity to coach against global competition, but none more so than Donohue, the college's 11th coach. A 1952 graduate of Fordham, Donohue began his coaching career in 1954 at St. Nicholas Tolentine High in the Bronx, going 87-16 in four years. He and a dominating youngster named Lew Alcindor then grabbed the basketball world's attention at Power Memorial Academy, as Alcindor-led squads won 71 straight games and helped Donohue compile a 163-30 mark. Donohue's last six Holy Cross teams posted winning marks and during the 1967-1968 campaign, his Crusaders faced the Alcindor-led UCLA Bruins at Madison Square Garden, with John Wooden's national champions winning 90-67. In 1972, Donohue was named coach of the Canadian National Team, a post he held through 1988. Four years after becoming coach, he took a team which had not qualified for the 1968 Olympics to a fourth-place finish in the Montreal Olympiad. Canada continued to improve under Donohue, placing fifth in the 1981 World University Games, losing only to the Soviet Union. Canada was sixth at the 1982 World Championship and strengthened its spot as a world power the following year by winning the Gold Medal at the World University Games, defeating the United States and Yugoslavia in the medal round. Donohue guided the Canadians to a fourth-place finish in the 1984 Olympics and announced his retirement following the 1988 Seoul Olympics. He passed away on April 16, 2003.

GEORGE BLANEY

1972-1994 • 22 Seasons • 357-276

Blaney was the sixth Holy Cross graduate to return as head basketball coach. He served the college longer than any other mentor and coached the Crusaders in 633 contests — more than double the games coached by any of his 11 predecessors. As a player, Blaney was reunited with his coach at St. Peter's (N.J.) Prep, Roy Leenig, for three seasons. In Blaney's final two cam-

FORMER CRUSADERS AS HEAD COACHES

NATIONAL BASKETBALL ASSOCIATION

Bob Cousy Cincinnati Royals (1969-1972); Kansas City-Omaha Kings (1972-1974)
 Tom Heinsohn Boston Celtics (1969-1978)
 Joe Mullaney Los Angeles Lakers (1969-1971); Buffalo Braves (1976-1977)

AMERICAN BASKETBALL ASSOCIATION

Joe Mullaney Kentucky Colonels (1971-1973); Utah Stars (1973-1974);
 Memphis Sounds (1974-1975); Spirits of St. Louis (1975-1976)

COLLEGE

George Blaney Stonehill (1967-1969); Dartmouth (1969-1972);
 Holy Cross (1972-1994); Seton Hall (1995-1997)
 Rod Baker California-Irvine (1991-1998)
 William Casey Holy Cross (1920-1924)
 Bob Cousy Boston College (1963-1969)
 Bob Curran Massachusetts (1952-1959)
 George Kaftan C.W. Post (1958-1972)
 Andy Laska Assumption (1951-1967)
 Joe Mullaney Brown (1978-1981); Providence (1954-1969; 1981-1985)
 Frank Oftring Holy Cross (1961-1965)
 Togo Palazzi Holy Cross (women, 1980-1985); Framingham State (1991-1997)
 John Reed Holy Cross (1925-1931)
 Ed Reilly Bryant (1989-2001)
 Albert Riopel Assumption (1928-1933); Holy Cross (1934-1935; 1942-1945)
 Ken Simendinger Holy Cross (1924-1925)
 Ralph Willard Western Kentucky (1990-1994); Pittsburgh (1995-1999);
 Holy Cross (1999-2009)

paings as a player, the Crusaders won more than 20 games and placed third in the 1961 NIT after compiling a 22-5 record. Blaney scored 1,012 points in his career and was an All-New England selection as a senior. He played professionally with the New York Knicks before returning to New Jersey as coach at Hudson Catholic High. Blaney then took the coaching and athletic director reins at Stonehill College for two seasons, compiling a 27-18 mark and winning a league championship. Dartmouth College beckoned his services in 1969 and Blaney was 37-40 with the Big Green before replacing Donohue in 1972. Some of the finest players and teams in

the storied history of Crusader basketball were part of the Blaney era. Holy Cross posted nine consecutive winning seasons starting in 1974-1975, with five of the squads winning 20 games or better. Blaney was named Eastern Coach of the Year in 1976-1977, as the Crusaders went 23-6 and played in the NCAA Tournament for the first time in 21 years. The Purple made return trips to the NCAAs in 1980 and 1993, and played in five NITs as well under Blaney. In the summer of 1994, he returned to his native New Jersey to take the head coaching reigns at Seton Hall. Blaney currently serves as the associate head coach at Connecticut.

ALL-TIME HEAD COACHES / COACHING RECORDS

E. WILLIAM RAYNOR, JR.

1994-1999 • 5 Seasons • 54-83

On August 3, 1994, Raynor was named the 13th coach in Crusader history, replacing George Blaney. Raynor's ties to then-athletic director Ron Perry and Blaney were strong. Raynor was a standout guard for Perry's Catholic Memorial High teams, as they compiled an 80-3 mark during Raynor's years as the point guard. Raynor went on to excel at Dartmouth, where he remains one of the school's all-time leading scorers. During two of his seasons with the Big Green he was coached by Blaney. Prior to taking the head coaching reigns at Holy Cross, Raynor served six seasons as an assistant to Blaney. During his five years at Holy Cross, Raynor led the team to two winning seasons, including a trip to the Patriot League championship game in 1996.

RALPH WILLARD

1999-2009 • 10 Seasons • 192-117

Willard was the 14th head coach of the Crusader men's basketball team, and was the seventh Holy Cross graduate to hold the position. A 1967 graduate of the college, Willard was a three-year letterwinner and served as the 1966-1967 team captain. In his senior season the Crusaders posted a 16-9 mark. This was Willard's third collegiate head coaching position. He previously

served as the head coach of Western Kentucky from 1991-1994 where he posted an 81-42 mark in four seasons, leading the Hilltoppers to three postseason tournaments. Willard left Western Kentucky to take the head coaching reigns at Pittsburgh in 1995. He led the Panthers to a 63-82 mark and one NIT berth in five years. In his 10 seasons as the head coach at Holy Cross, Willard guided the team to an overall record of 193-117, with the Crusaders winning four Patriot League championships, while advancing to the NCAA Tournament four times and the NIT once. He was named the Patriot League Coach of the Year three times. Willard is currently on the staff at the University of Louisville.

SEAN KEARNEY

2009-2010 • 1 Season • 9-22

Kearney served as the Crusaders' head coach for just one season, posting an overall record of 9-22 and a 5-9 mark in the Patriot League. His team did earn a 67-64 upset victory at Bucknell in the quarterfinals of the Patriot League Tournament, and his nine victories came by an average margin of 13.8 points. Prior to his time at Holy Cross, Kearney was an assistant coach at Notre Dame for nine seasons, and at Delaware for nine years.

ALL-TIME HOLY CROSS ASSISTANT COACHES

Roger Breslin (1995-2000)
Kevin Clark (1982-1983)
Bob Curran (1948-1952; 1961-1965)
Mark Daigneault (2007-2010)
Sean Doherty (1999-2002)
Jim Dougher (1974-1982)
Roy Dow (1994-1997)
Brion Dunlap (2010-present)
Eric Eaton (2000-2004)
Dan Engelstad (2010-present)
Bill Gibbons (1981-1985)
Tom Gibbons (1992-1994)
Mark Giovino (2002-2004)
Greg Herenda (1989-1994)
Jim Herrion (1965-1968)
Darryl Hilliard (2004-2006)
Mark Jerz (2004-2007)
Rick Kaufman (1980-1981)
Frank McArdle (1968-1974)
Steve McMahon (1972-1973)
Adam Nelson (1998-1999)
Tony Newsom (2001-2004)
Kevin Nickelberry (1999-2001)
Chad O'Donnell (1996-1999)
Mark O'Neil (1980-1981)
Frank Oftring (1959-1961)
Togo Palazzi (1972-1980; 1985-1987)
Mike Palma (1983-1988)
Fred Quartlebaum (1997-1998)
Bill Raynor (1988-1994)
Eddie Reilly (1982-1989)
Albert Riopel (1946-1960)
Kevin Robinson (2010-present)
Sean Ryan (2009-2010)
Andrew Sachs (2004-2009)
Guillermo Sanchez (2006-2010)
Glenn Senecal (1989-1992)
Walter Townes (1994-1995)
Jack Whalen (1950-1955)
Kevin Whitmore (1995-1996)

Since 1946-1947 season

HALL OF FAME INDUCTEES

NAISMITH MEMORIAL

BASKETBALL HALL OF FAME

- 1967 Alvin "Doggie" Julian (coach)
 1970 Bob Cousy
 1975 Ed "Moose" Krause (coach)
 1986 Tom Heinsohn

NATIONAL COLLEGIATE

BASKETBALL HALL OF FAME

- 2006 Bob Cousy
 Tom Heinsohn
 Alvin "Doggie" Julian (coach)
 Ed "Moose" Krause (coach)

NEW ENGLAND BASKETBALL

HALL OF FAME

- 2002 1947 Holy Cross Team
 Bob Cousy
 Jack Foley
 Tom Heinsohn
 Alvin "Doggie" Julian (coach)
 Ron Perry
 Ronnie Perry
 2003 George Blaney (coach)
 Bob Curran
 Jim McCaffrey
 Togo Palazzi
 Lester "Buster" Sheary
 2004 George Kaftan
 Kevin Stacom
 2006 1954 Holy Cross Team
 Bob Foley
 Gordon Hamilton
 Earle Markey
 Chris Potter
 Bill Raynor (coach)
 William Samko (trainer)
 2009 Arthur Andreoli
 Joe Early
 Ed Reilly
 John Wendelken

HOLY CROSS VARSITY CLUB

HALL OF FAME

(Basketball Players & Coaches Only)

- 1956 Bob Cousy '50
 1957 Albert "Hop" Riopel '24
 1959 James Dowd '10
 1961 Bill Casey '10
 1962 Tom Heinsohn '56
 George Kaftan '49
 1964 G. William Horan '23
 1965 Ron Perry '54
 1967 Togo Palazzi '54
 1971 Jack Foley '62
 1972 Joe Mullaney '49
 1973 Rev. Earle Markey, S.J. '53
 1974 George L. Connor '46
 1975 Bob Curran '48
 Lester "Buster" Sheary (coach)
 1976 John Wendelken '65
 1977 Andrew Giardi '40
 Don Prohovich '56
 1978 Frank Oftring '50
 1979 L. Sheldon Daly '28
 Robert Mautner, Jr. '38
 Jack Whalen '48
 1980 Joe Liebler '56
 James O'Neill '52
 Billy Wise '27
 1981 John Bezemes '43
 Gene Desautels '30
 1982 George Blaney '61
 1983 Chris Potter '78

- 1984 Bill Doran '77
 Keith Hochstein '68
 1985 Andrew Natowich '43
 Ronnie Perry '80
 1986 Alvin "Doggie" Julian (coach)
 Ed Siudut '69
 1987 William Gallagher '48 (manager)
 J. Timothy Shea '61
 Michael Vicens '78
 1989 Garry Witts '81
 1990 James Scondras '43
 1991 Stan Grayson '72
 1992 Jim McCaffrey '86
 1994 Robert Kissane '81
 1995 Dermott F. O'Connell '49
 1996 Brian Reale '86
 1998 Dwight Pernell '90
 2001 Rob Feaster '95
 Andy Laska '50
 2002 Richard Murphy '66
 2004 John W. Reilly '28
 George J. Waddleton '57
 2005 Gordon R. Massa '57
 2006 Kevin M. Greaney '82
 2007 James G. Nairus '91
 2009 Arthur J. Andreoli '58

Hall of Famers are listed by year of induction.

CRUSADERS IN THE PROFESSIONAL RANKS

CRUSADERS IN THE NBA

George Blaney	New York Knicks (1961-1962)
Bob Cousy	Boston Celtics (1950-1963) Cincinnati Royals (1969-1970)
Jack Foley	Boston Celtics (1962-1963) New York Knicks (1962-1963)
Tom Heinsohn	Boston Celtics (1956-1965)
George Kaftan	Boston Celtics (1948-1950) New York Knicks (1950-1952) Baltimore Bullets (1952-1953)
Joe Mullaney	Boston Celtics (1949-1950)
Dermott O'Connell	Boston Celtics (1948-1950) St. Louis Bombers (1949-1950)
Togo Palazzi	Boston Celtics (1954-1957) Syracuse Nationals (1956-1960)
Kevin Stacom	Boston Celtics (1974-1979) Indiana Pacers (1978-1979) Milwaukee Bucks (1981-1982)
Garry Witts	Washington Bullets (1981-1982)

CRUSADERS IN THE NBA DRAFT

1949	George Kaftan (Boston Celtics, 2nd round) Joe Mullaney (Boston Celtics, 3rd round)
1950	Bob Cousy (Tri-Cities Blackhawks, 1st round)
1953	Earle Markey (Boston Celtics, 4th round)
1954	Togo Palazzi (Boston Celtics, 1st round) Ron Perry (Boston Celtics, 4th round)
1956	Tom Heinsohn (Boston Celtics, 1st round) Joe Liebler (Fort Wayne Pistons, 4th round)
1961	George Blaney (New York Knicks, 4th round)
1962	Jack Foley (Boston Celtics, 2nd round)
1965	John Wendelken (Baltimore Bullets, 9th round)
1968	Keith Hochstein (Boston Celtics, 14th round)
1969	Ed Siudut (San Francisco Warriors, 2nd round)
1971	Bob Kissane (Phoenix Suns, 5th round)
1973	Gene Doyle (Phoenix Suns, 6th round)
1978	Chris Potter (Atlanta Hawks, 5th round) Michael Vicens (New Jersey Nets, 10th round)
1980	Ronnie Perry (Boston Celtics, 3rd round)
1981	Garry Witts (Washington Bullets, 5th round) Tom Seaman (Boston Celtics, 7th round)
1983	Chris Logan (Cleveland Cavaliers, 5th round)
1984	Ernie Floyd (Milwaukee Bucks, 5th round) Champ Godbolt (Boston Celtics, 8th round)
1986	Jim McCaffrey (Phoenix Suns, 6th round)

CRUSADERS IN THE ABA DRAFT

1968	Keith Hochstein (Minnesota Pipers)
1969	Ed Siudut (New York Nets) Ron Teixeria (Oakland Oaks)
1971	Bob Kissane (New York Nets)
1973	Gene Doyle (New York Nets, supplemental)

CRUSADERS WHO PLAYED ABROAD

1969	Ed Siudut (Italy)
1971	Bob Kissane (France)
1972	Buddy Venne (France)
1975	Joe Carballeira (Spain)
1976	Marty Halsey (Switzerland)
1978	Chris Potter (Spain)
1980	Leo Kane (Ireland)
1981	Tom Seaman (France)
1982	Kevin Greaney (Ireland)
1983	Chris Logan (England)
1984	Pat Elzie (Germany)
1992	Earl Weedon (Japan) Dwight Pernell (Germany)
1993	Rick Mashburn (Germany) Frank Powell (Portugal / Belgium) Bill Walker (Poland)
1994	John Young (Germany)
1995	Rob Feaster (Germany / France)
1999	Walter Brown (Brazil)
2001	Josh Sankes (Italy)
2002	Ryan Serravalle (Poland / France)
2003	Chris Rojik (Germany) Tim Szatko (Poland / Portugal) Patrick Whearty (France / Argentina)
2004	Jave Meade (Germany)
2005	Neil Fingleton (China / Greece) Nate Lufkin (Ireland / Holland)
2006	Kevin Hamilton (Poland / Puerto Rico)
2007	Keith Simmons (Turkey / Germany) Torey Thomas (Sweden / Holland)
2008	Tim Clifford (Germany)

HONORS & AWARDS

RETIRED JERSEYS

- 12 George Kaftan (1945-1949)
- 17 Bob Cousy (1946-1950)
- 22 Togo Palazzi (1951-1954)
- 24 Tom Heinsohn (1953-1956)

ALL-AMERICANS

- 1947 George Kaftan (first team)
- 1948 Bob Cousy (first team)
George Kaftan (first team)
- 1949 Bob Cousy (first team)
- 1950 Bob Cousy (first team)
- 1953 Togo Palazzi (first team)
- 1954 Togo Palazzi (first team)
- 1955 Tom Heinsohn (first team)
- 1956 Tom Heinsohn (first team)
- 1960 Jack Foley (third team)
- 1961 Jack Foley (second team)
- 1962 Jack Foley (first team)
- 1968 Ed Siudut (third team)
- 1977 Ronnie Perry (second team)
- 1978 Ronnie Perry (second team)
- 1979 Ronnie Perry (second team)
- 1980 Ronnie Perry (first team)

ACADEMIC ALL-AMERICANS

- 1969 Ed Siudut (first team)
- 1977 Chris Potter (third team)
- 1978 Ronnie Perry (first team)
Chris Potter (second team)
- 1979 Ronnie Perry (first team)
- 1980 Ronnie Perry (first team)
- 1990 Jim Nairus (second team)
- 1991 Jim Nairus (first team)

NCAA POST-GRADUATE

SCHOLARS

- 1969 Ed Siudut
- 1977 Bill Doran
- 1979 John O'Connor
- 1980 Ronnie Perry

PATRIOT LEAGUE

PLAYER OF THE YEAR

- 1995 Rob Feaster
- 2001 Tim Szatko
- 2003 Patrick Whearty
- 2005 Kevin Hamilton
- 2007 Keith Simmons

PATRIOT LEAGUE DEFENSIVE

PLAYER OF THE YEAR

- 2006 Kevin Hamilton
- 2007 Torey Thomas

PATRIOT LEAGUE

ROOKIE OF THE YEAR

- 1992 Rob Feaster
- 2000 Tim Szatko
- 2002 Nate Lufkin
- 2005 Pat Doherty
- 2009 R.J. Evans

PATRIOT LEAGUE

TOURNAMENT MVP

- 1993 Rob Feaster
- 2001 Josh Sankes
- 2002 Tim Szatko
- 2003 Patrick Whearty
- 2007 Keith Simmons

PATRIOT LEAGUE

SCHOLAR-ATHLETE OF THE YEAR

- 1991 Jim Nairus

PATRIOT LEAGUE

ALL-DECADE TEAM

- 1990s Rob Feaster

MAAC TOURNAMENT MVP

- 1986 Jim McCaffrey

ECAC PLAYER OF THE YEAR

- 1980 Ronnie Perry

ECAC ROOKIE OF THE YEAR

- 1977 Ronnie Perry
- 1980 Ernie Floyd (ECAC North)

ECAC ALL-DECADE TEAM

- 1970s Ronnie Perry

ALL-PATRIOT LEAGUE

- 1991 Jim Nairus (first team)
- 1992 Rick Mashburn (first team)
- 1993 Rob Feaster (first team)
Bill Walker (first team)
Rick Mashburn (second team)
Frank Powell (second team)
- 1994 Rob Feaster (first team)
- 1995 Rob Feaster (first team)
Gordon Hamilton (second team)
- 1996 Walter Brown (first team)
Chris Rojik (second team)
- 1997 Damion Ezell (second team)
Chris Rojik (second team)
- 1998 Jon Kerr (second team)
- 2000 Josh Sankes (second team)
- 2001 Josh Sankes (first team)
Tim Szatko (first team)
- 2002 Tim Szatko (first team)
- 2003 Jave Meade (first team)
Patrick Whearty (first team)
Brian Wilson (second team)
- 2004 Jave Meade (first team)
Kevin Hamilton (second team)
- 2005 Kevin Hamilton (first team)
Keith Simmons (first team)
- 2006 Kevin Hamilton (first team)
Keith Simmons (first team)
Torey Thomas (second team)
- 2007 Keith Simmons (first team)
Torey Thomas (first team)
Tim Clifford (second team)
- 2008 Tim Clifford (first team)
- 2009 Andrew Keister (first team)
- 2010 Andrew Keister (second team)

PATRIOT LEAGUE

ALL-ROOKIE TEAM

- 1992 Rob Feaster
- 1994 Chris Rojik
- 1995 Walter Brown
- 1998 Jared Curry
- 1999 Ryan Serravalle, Patrick Whearty
- 2000 Tim Szatko, Brian Wilson
- 2001 Jave Meade
- 2002 Nate Lufkin
- 2004 Keith Simmons
- 2005 Pat Doherty
- 2006 Alex Vander Baan
- 2007 Eric Meister
- 2008 Andrew Beinert
- 2009 R.J. Evans

HONORS & AWARDS

PATRIOT LEAGUE

ALL-TOURNAMENT TEAM

- 1991 Jim Nairus
- 1992 Bill Walker
- 1993 Roger Breslin, Rob Feaster,
Bill Walker
- 1994 Rob Feaster, Gordon Hamilton
- 1996 Ted Bettencourt, Walter Brown
- 2001 Jared Curry, Josh Sankes
- 2002 Tim Szatko, Brian Wilson
- 2003 Kevin Hamilton, Patrick Whearty
- 2005 Kevin Hamilton, John Hurley
- 2006 Kevin Hamilton, Keith Simmons
- 2007 Tim Clifford, Keith Simmons,
Torey Thomas
- 2009 R.J. Evans, Eric Meister

ALL-MAAC

- 1984 Ernie Floyd (first team)
- 1985 Jim McCaffrey (first team)
- 1986 Jim McCaffrey (first team)
Brian Reale (second team)
- 1987 Glenn Tropic (second team)
- 1988 Glenn Tropic (second team)
- 1989 Dwight Pernell (first team)
Glenn Williams (second team)
- 1990 Dwight Pernell (first team)
Jim Nairus (second team)

MAAC ALL-TOURNAMENT TEAM

- 1986 Paul Durkee, Jim McCaffrey
- 1990 Dwight Pernell

NABC ALL-DISTRICT

- 1950 Bob Cousy (first team)
Matthew Formon (first team)
Andy Laska (first team)
Robert McMullan (first team)
Frank Oftring (first team)
- 1951 Jim Dilling (first team)
Earle Markey (first team)
- 1952 Jim Dilling (first team)
Earle Markey (first team)
- 1953 Earle Markey (first team)
Togo Palazzi (first team)
- 1954 Tom Heinsohn (first team)
Togo Palazzi (first team)
Ron Perry (first team)
- 1955 Tom Heinsohn (first team)
Joseph Leibler (first team)
Walt Supronowicz (first team)

- 1956 Tom Heinsohn (first team)
- 1957 George Waddleton (first team)
- 1958 Joseph Hughes (second team)
- 1959 George Blaney (first team)
- 1960 George Blaney (first team)
Jack Foley (first team)
Tim Shea (second team)
- 1961 Jack Foley (first team)
- 1962 Jack Foley (first team)
- 1963 John Wendelken (second team)
- 1964 John Wendelken (second team)
- 1966 John Wendelken (first team)
- 1967 Ed Siudut (second team)
Al Stazinski (third team)
- 1968 Keith Hochstein (first team)
Ed Siudut (first team)
- 1969 Ed Siudut (first team)
Bob Kissane (third team)
- 1970 Bob Kissane (first team)
Buddy Venne (third team)
- 1971 Robert Kissane (first team)
- 1972 Gene Doyle (first team)
- 1973 Gene Doyle (first team)
- 1975 Chris Potter (second team)
Michael Vicens (second team)
Joseph Carbelleira (third team)
- 1976 Chris Potter (second team)
Michael Vicens (third team)
- 1977 Ronnie Perry (first team)
Chris Potter (first team)
- 1978 Ronnie Perry (first team)
Chris Potter (first team)
Michael Vicens (third team)
- 1979 Ronnie Perry (first team)
- 1980 Ronnie Perry (first team)
- 1981 Garry Witts (second team)
- 1982 Kevin Greaney (second team)
- 1983 Chris Logan (second team)
- 1985 Jim McCaffrey (first team)
- 1986 Jim McCaffrey (first team)
- 1990 Dwight Pernell (first team)
- 1991 Jim Nairus (second team)
- 1994 Rob Feaster (second team)
- 1995 Rob Feaster (second team)
- 2001 Josh Sankes (first team)
- 2003 Tim Szatko (second team)
- 2006 Kevin Hamilton (second team)
- 2007 Keith Simmons (first team)

ALL-NEW ENGLAND

- 1949 Joe Mullaney
- 1951 Jim Dilling, Earle Markey
- 1952 Jim Dilling, Earle Markey,
Togo Palazzi
- 1953 Earle Markey, Togo Palazzi
- 1954 Tom Heinsohn, Togo Palazzi
- 1955 Tom Heinsohn, Walt Supronowicz
- 1956 Tom Heinsohn, George Waddleton
- 1957 George Waddleton
- 1959 George Blaney
- 1960 George Blaney, Jack Foley
- 1961 Jack Foley, Tim Shea
- 1962 Jack Foley
- 1964 John Wendelken
- 1965 John Wendelken
- 1967 Ed Siudut
- 1968 Keith Hochstein, Ed Siudut
- 1969 Ed Siudut
- 1972 Gene Doyle
- 1976 Chris Potter, Michael Vicens
- 1977 Ronnie Perry, Chris Potter,
Michael Vicens
- 1978 Ronnie Perry, Chris Potter,
Michael Vicens
- 1979 Ronnie Perry
- 1980 Ronnie Perry
- 1985 Jim McCaffrey
- 1986 Jim McCaffrey
- 1990 Dwight Pernell

ALL-ECAC

- 1968 Ed Siudut
- 1969 Ed Siudut
- 1977 Ronnie Perry
- 1978 Chris Potter
- 1979 Ronnie Perry
- 1980 Ronnie Perry
- 1981 Tom Seaman
- 1982 Kevin Greaney
- 1983 Chris Logan
- 1994 Rob Feaster

HONORS & AWARDS

THE MALONEY AWARD

The Richard J. Maloney Memorial Trophy is presented in honor of a loyal contributor to the Crusader men's basketball program, and is given to the player who best exemplifies Mr. Maloney's spirit and energy.

- 1981 Garry Witts
- 1982 Kevin Greaney
- 1983 Chris Logan
- 1984 Pat Elzie
- 1985 David Hohman
- 1986 Brian Reale
- 1987 Dennis Ahern
- 1988 Bill Meyer
- 1989 Glenn Williams
- 1990 Dwight Pernell
- 1991 Aaron Jordan
- 1992 Leon Dickerson
- 1993 Rick Mashburn, Bill Walker
- 1994 Rob Feaster
- 1995 Rob Feaster
- 1996 Brian Lockhart
- 1997 Ian Dombroski
- 1998 Jon Kerr
- 1999 Chris Spittler
- 2000 Josh Sankes
- 2001 Jared Curry
- 2002 Ryan Serravalle
- 2003 Tim Szatko
- 2004 Jave Meade
- 2005 John Hurley, Greg Kinsey
- 2006 Kevin Hamilton
- 2007 Keith Simmons, Torey Thomas
- 2008 Tim Clifford
- 2009 Pat Doherty, Alex Vander Baan
- 2010 Eric Meister

THE O'MALLEY AWARD

The Martin J. O'Malley Award is presented annually by the Holy Cross Club of Greater Worcester to the MVP in the Winter Homecoming Day game. The award is presented in honor of O'Malley, a 1926 Holy Cross graduate who was inducted into the Massachusetts State Basketball Hall of Fame after coaching at St. John's Prep and North High School in Worcester from 1935-1971.

- 1988 Dwight Pernell (Holy Cross)
- 1989 Glenn Williams (Holy Cross)
- 1990 Andre McClendon (Fordham)
- 1991 Bill Courtney (Bucknell)
- 1992 Rick Mashburn (Holy Cross)
- 1993 Rob Feaster (Holy Cross)
- 1994 Ted Bettencourt (Holy Cross)
- 1995 Rob Feaster (Holy Cross)
- 1996 Walter Brown (Holy Cross)
- 1997 Damion Ezell (Holy Cross)
- 1998 Jon Kerr (Holy Cross)
- 1999 Ted Cole (Lafayette)
- 2000 Josh Sankes (Holy Cross)
- 2001 Jave Meade (Holy Cross)
Brian Wilson (Holy Cross)
- 2002 Ryan Serravalle (Holy Cross)
- 2003 Patrick Whearty (Holy Cross)
- 2004 John Hurley (Holy Cross)
- 2005 Keith Simmons (Holy Cross)
- 2006 Charles Lee (Bucknell)
- 2007 Torey Thomas (Holy Cross)
- 2008 Pat Doherty (Holy Cross)
- 2009 G.W. Boon (Bucknell)
- 2010 Andrew Keister (Holy Cross)

CRUSADER OF THE YEAR

(basketball only)

- 1956 Tom Heinsohn
- 1961 John Connors
- 1962 Jack Foley
- 1965 John Wendelken
- 1969 Ed Siudut
- 1971 John Adams
- 1972 Stan Grayson
- 1977 Bill Doran
- 1978 Chris Potter
- 1980 Ronnie Perry
- 1991 Jim Nairus

YEAR-BY-YEAR RECORDS

Year	—Overall—		—Conference—				Coach	Captains	Postseason
	W-L	Pct.	W-L	Pct.	Place	Tournament			
1900-1901	6-6	.500					None	Michael J. Lawlor	
1901-1902	4-5	.444					J. Fred Powers	John A. Quigley	
1902-1903	6-5	.545					J. Fred Powers	James Spring	
1903-1904	10-2	.833					J. Fred Powers	John M. Reed	
1904-1905	6-4	.600					J. Fred Powers	James Spring	
1905-1906	12-3	.800					J. Fred Powers	Edward Hagarty	
1907-1908	12-6	.667					J. Fred Powers	Thomas J. Faherty	
1908-1909	4-8	.333					J. Fred Powers	William J. Casey	
<i>1900s</i>	<i>60-39</i>	<i>.606</i>							
1920-1921	2-0	1.000					William J. Casey	None	
1921-1922	14-3	.824					William J. Casey	Dennis McLaughlin	
1922-1923	7-13	.350					William J. Casey	William Horan	
1923-1924	5-9	.357					William J. Casey	Russell Vorhees	
1924-1925	10-5	.667					Ken Simendinger	James Shanon	
1925-1926	8-9	.471					John M. Reed	Adrian Burke	
1926-1927	7-6	.538					John M. Reed	Paul Kittredge	
1927-1928	13-6	.684					John M. Reed	John Reilly	
1928-1929	10-7	.588					John M. Reed	John Morris	
<i>1920s</i>	<i>76-58</i>	<i>.567</i>							
1929-1930	12-7	.632					John M. Reed	Stuart Clancy	
1930-1931	10-6	.625					John M. Reed	Joseph Farrell	
1934-1935	3-12	.250					Albert D. Riopel	John Ostrowski	
<i>1930s</i>	<i>25-25</i>	<i>.500</i>							
1939-1940	2-3	.400					Ed Krause	James O'Hare	
1940-1941	4-7	.364					Ed Krause	Vincent Holland	
1941-1942	5-4	.556					Ed Krause	Richard Hamilton	
1942-1943	1-5	.167					Albert D. Riopel	Stephen Murphy	
1943-1944	6-8	.429					Albert D. Riopel	George L. Connor	
1944-1945	4-9	.308					Albert D. Riopel	Robert Hogarty	
1945-1946	12-3	.800					Alvin Julian	None	
1946-1947	27-3	.900					Alvin Julian	Ken Haggerty, Joe Mullaney	NCAA Champions
1947-1948	26-4	.867					Alvin Julian	Robert T. Curran	NCAA Final Four
1948-1949	19-8	.704					Lester Sheary	George Kaftan, Dermott O'Connell	
<i>1940s</i>	<i>106-54</i>	<i>.663</i>							
1949-1950	27-4	.871					Lester Sheary	Robert Cousy, Frank Oftring	NCAA Elite Eight
1950-1951	20-5	.800					Lester Sheary	Walter J. Baird	
1951-1952	24-4	.857					Lester Sheary	Jim Dilling	NIT Quarterfinals
1952-1953	20-6	.769					Lester Sheary	Earle Markey	NCAA Elite Eight
1953-1954	26-2	.929					Lester Sheary	Togo Palazzi, Ron Perry	NIT Champions
1954-1955	19-7	.731					Lester Sheary	Joseph Early	NIT Quarterfinals
1955-1956	22-5	.815					Roy Leenig	Tom Heinsohn	NCAA First Round
1956-1957	12-12	.500					Roy Leenig	George Waddleton	
1957-1958	16-9	.640					Roy Leenig	Joseph Hughes, Jr.	
1958-1959	14-11	.560					Roy Leenig	John J. Whelan	
<i>1950s</i>	<i>200-65</i>	<i>.755</i>							

YEAR-BY-YEAR RECORDS

Year	—Overall—		—Conference—				Coach	Captains	Postseason
	W-L	Pct.	W-L	Pct.	Place	Tournament			
1959-1960	20-6	.769					Roy Leenig	Ralph Brandt	NIT First Round
1960-1961	22-5	.815					Roy Leenig	George R. Blaney, John T. Shea	NIT Semifinals
1961-1962	20-6	.769					Frank Oftring	John Foley, Dave Slattery	NIT Quarterfinals
1962-1963	16-9	.640					Frank Oftring	Robert Foley, Pete O'Connor	
1963-1964	15-8	.652					Frank Oftring	Pat Gallagher, Joe Kelly	
1964-1965	13-10	.565					Frank Oftring	Lloyd Hinchey, John Wendelken	
1965-1966	10-13	.435					Jack Donohue	Richard J. Murphy	
1966-1967	16-9	.640					Jack Donohue	Ralph D. Willard	
1967-1968	15-8	.652					Jack Donohue	Keith J. Hockstein	
1968-1969	16-8	.667					Jack Donohue	Gerald Foley, Edward F. Siudut	
<i>1960s</i>	<i>163-82</i>	<i>.665</i>							
1969-1970	16-9	.640					Jack Donohue	Tony Barclay, Jack Lahey	
1970-1971	18-8	.692					Jack Donohue	John E. Adams, Robert Kissane	
1971-1972	15-11	.577					Jack Donohue	Stan Grayson, Buddy Venne	
1972-1973	9-17	.346					George Blaney	Gene Doyle, Bruce Grentz, James Schnurr	
1973-1974	8-18	.308					George Blaney	John Budris, Malcolm Moulton	
1974-1975	20-8	.714				Runner-Up	George Blaney	Doug Downey, Dave Holland	NIT First Round
1975-1976	22-10	.688				Semifinals	George Blaney	Bill Doran, Marty Halsey	NIT Quarterfinals
1976-1977	23-6	.793				Champion	George Blaney	Bill Doran, Kevin McAuley	NCAA First Round
1977-1978	20-7	.741				Semifinals	George Blaney	Chris Potter, Michael Vicens	
1978-1979	17-11	.607				Semifinals	George Blaney	John O'Connor	NIT First Round
<i>1970s</i>	<i>168-105</i>	<i>.615</i>							
1979-1980	19-11	.633				Champion	George Blaney	Ronnie Perry	NCAA First Round
1980-1981	20-10	.667				Runner-Up	George Blaney	Dave Mulquin, Garry Witts	NIT Second Round
1981-1982	16-11	.593	4-4	.500	5th	Quarterfinals	George Blaney	Kevin Greaney, Ed Thurman, Ward Fitzpatrick	
1982-1983	17-13	.567	5-3	.625	3rd	Runner-Up	George Blaney	Champ Godbolt, Chris Logan	
1983-1984	9-19	.321	5-9	.357	5th	Quarterfinals	George Blaney	Pat Elzie, Rich Guerin	
1984-1985	9-19	.321	8-6	.571	3rd	Quarterfinals	George Blaney	Dave Hohman, Brian Reale	
1985-1986	12-18	.400	6-8	.429	6th	Runner-Up	George Blaney	Jim McCaffrey, Brian Reale	
1986-1987	9-19	.321	6-8	.429	5th	Quarterfinals	George Blaney	Dennis Ahern, Bill Meyer	
1987-1988	14-15	.483	8-6	.571	4th	Semifinals	George Blaney	Bill Meyer	
1988-1989	13-15	.464	5-9	.357	6th	Quarterfinals	George Blaney	Glenn Tropf, Glenn Williams	
<i>1980s</i>	<i>138-130</i>	<i>.515</i>	<i>47-53</i>	<i>.470</i>					
1989-1990	24-6	.800	14-2	.875	1st	Semifinals	George Blaney	Lorn Davis, Dwight Pernel	NIT First Round
1990-1991	18-12	.600	8-4	.667	3rd	Runner-Up	George Blaney	Aaron Jordan	
1991-1992	18-11	.621	10-4	.714	3rd	Semifinals	George Blaney	Leon Dickerson, David Rothstein	
1992-1993	23-7	.767	12-2	.857	2nd	Champion	George Blaney	Roger Breslin, Frak Powell	NCAA First Round
1993-1994	14-14	.500	9-5	.643	1st	Semifinals	George Blaney	Rob Feaster, John Young	
1994-1995	15-12	.556	9-5	.643	4th	Quarterfinals	Bill Raynor	Rob Feaster, Gordon Hamilton	
1995-1996	17-12	.586	8-4	.667	3rd	Runner-Up	Bill Raynor	Ted Bettencourt, Brian Lockhart	
1996-1997	8-19	.296	5-7	.417	4th	Quarterfinals	Bill Raynor	Ian Dombroski, Damion Ezell, Chris Rojik	
1997-1998	7-20	.259	3-9	.250	6th	Quarterfinals	Bill Raynor	Jon Kerr	
1998-1999	7-20	.259	3-9	.250	6th	Quarterfinals	Bill Raynor	John Hightower	
<i>1990s</i>	<i>151-133</i>	<i>.532</i>	<i>81-51</i>	<i>.614</i>					

YEAR-BY-YEAR RECORDS

Year	—Overall—		—Conference—				Coach	Captains	Postseason
	W-L	Pct.	W-L	Pct.	Place	Tournament			
1999-2000	10-18	.357	3-9	.250	5th	Quarterfinals	Ralph Willard	None	
2000-2001	22-8	.733	10-2	.833	1st	Champion	Ralph Willard	Jared Curry, Juan Pegeus, Josh Sankes	NCAA First Round
2001-2002	18-15	.545	9-5	.643	2nd	Champion	Ralph Willard	Ryan Serravalle	NCAA First Round
2002-2003	26-5	.839	13-1	.929	1st	Champion	Ralph Willard	Mark Jerz, Tim Szatko, Brian Wilson, Patrick Whearty	NCAA First Round
2003-2004	13-15	.464	7-7	.500	5th	Quarterfinals	Ralph Willard	Jave Meade	
2004-2005	25-7	.781	13-1	.929	1st	Runner-Up	Ralph Willard	John Hurley, Greg Kinsey	NIT Second Round
2005-2006	20-12	.625	11-3	.786	2nd	Runner-Up	Ralph Willard	Kevin Hamilton, Kevin Hyland	
2006-2007	25-9	.735	13-1	.929	1st	Champion	Ralph Willard	Keith Simmons, Torey Thomas	NCAA First Round
2007-2008	15-14	.517	5-9	.357	8th	Quarterfinals	Ralph Willard	Tim Clifford, Kyle Cruze	
2008-2009	18-14	.563	11-3	.786	2nd	Runner-Up	Ralph Willard	Colin Cunningham, Pat Doherty, Alex Vander Baan	
2000s	192-117	.621	95-41	.699					
2009-2010	9-22	.290	5-9	.357	7th	Semifinals	Sean Kearney	Andrew Beinert, Andrew Keister, Eric Meister	
2010s	9-22	.290	5-9	.357					
All-Time	1288-830	.608	228-154	.597					

Conference Affiliations: Eastern College Athletic Conference 1974-1975 through 1982-1983;
Metro Atlantic Athletic Conference 1983-1984 through 1989-1990; Patriot League 1990-1991 through present.

ALL-TIME SERIES RECORDS

<i>Team</i>	<i>W</i>	<i>L</i>	<i>Pct.</i>	<i>First Game</i>	<i>Last Game</i>	<i>Team</i>	<i>W</i>	<i>L</i>	<i>Pct.</i>	<i>First Game</i>	<i>Last Game</i>
Alabama	1	1	.500	1954	1955	Eastern Connecticut	1	0	1.000	1947	1947
Alabama-Birmingham	2	0	1.000	1992	1999	Fairfield	21	17	.553	1950	2009
American	16	8	.667	1967	2010	Fitchburg State	0	2	.000	1924	1935
American International	15	2	.882	1940	1964	Florida	0	1	.000	1976	1976
Amherst	13	7	.650	1902	1965	Florida A&M	1	0	1.000	1996	1996
Arizona	0	1	.000	1998	1998	Florida International	1	1	.500	1986	1989
Arizona State	1	1	.500	1951	1972	Florida Southern	1	1	.500	1978	1980
Arkansas	0	1	.000	1993	1993	Fordham	39	41	.488	1908	2005
Army	54	16	.771	1926	2010	Furman	1	0	1.000	1971	1971
Arnold College	2	0	1.000	1929	1930	George Mason	0	2	.000	2005	2006
Assumption	35	4	.897	1940	1992	George Washington	0	3	.000	1983	2009
Becker	2	1	.667	1941	1948	Georgetown	11	9	.550	1948	1980
Belmont Abbey	1	0	1.000	1954	1954	Georgia State	1	0	1.000	1989	1989
Bentley	1	0	1.000	1981	1981	Hamline	1	0	1.000	1953	1953
Boston College	57	52	.523	1906	2006	Hampton	3	0	1.000	1996	2007
Boston University	51	12	.810	1903	2009	Hartford	5	5	.500	1985	2002
Bowling Green	4	1	.800	1946	1951	Harvard	41	22	.651	1901	2009
Bradley	1	0	1.000	1954	1954	Hawaii	0	1	.000	1983	1983
Brooklyn College	2	0	1.000	1921	1922	High Point	1	0	1.000	2005	2005
Brown	43	17	.717	1901	2009	Hofstra	5	1	.833	1978	2007
Bucknell	25	28	.472	1991	2010	Idaho State	0	1	.000	1997	1997
Buffalo	1	0	1.000	1976	1976	Illinois State	1	0	1.000	1982	1982
Butler	1	0	1.000	1993	1993	Indiana	0	1	.000	1999	1999
California	1	0	1.000	1995	1995	Iona	15	15	.500	1974	2005
Canisius	13	4	.765	1947	1990	Iowa	0	1	.000	1975	1975
Cathedral	1	0	1.000	1925	1925	Iowa State	1	0	1.000	1970	1970
Catholic	5	0	1.000	1922	1979	Kansas	1	2	.333	1949	2002
Central Connecticut	2	0	1.000	1947	2010	Kansas State	1	1	.500	1948	1975
Central Florida	0	1	.000	2009	2009	Kentucky	0	3	.000	1948	2001
Cincinnati	3	1	.750	1975	2005	King's College	1	0	1.000	1978	1978
Citadel	0	1	.000	1981	1981	La Salle	6	16	.273	1949	2006
City College of New York	3	3	.500	1921	1951	Lafayette	31	16	.660	1947	2010
Clark	3	2	.600	1925	1943	Lehigh	33	13	.717	1976	2010
Clarkson	0	1	.000	1923	1923	Long Island	1	1	.500	1935	1985
Clemson	0	2	.000	1971	2005	Louisiana-Monroe	0	1	.000	2001	2001
Coast Guard	1	1	.500	1944	1946	Louisiana State	1	1	.500	1953	1953
Colby	1	0	1.000	1952	1952	Louisville	0	1	.000	2003	2003
Colgate	50	18	.735	1947	2010	Loyola (Ill.)	4	3	.571	1948	2009
Colorado State	1	0	1.000	1962	1962	Loyola (Md.)	2	2	.500	1975	1995
Columbia	4	6	.400	1947	1998	Loyola Marymount	0	1	.000	1987	1987
Connecticut	42	21	.667	1908	1988	Maine	6	0	1.000	1906	1983
Cornell	3	2	.600	1967	1996	Manhattan	21	9	.700	1924	2003
Creighton	2	0	1.000	1951	1956	Marist	2	2	.500	2002	2009
Dartmouth	66	31	.677	1901	2005	Marquette	0	4	.000	1984	2003
Davidson	2	2	.500	1969	1986	Maryland	0	5	.000	1971	2008
Dayton	1	3	.250	1961	2007	Massachusetts	36	19	.655	1908	2009
Delaware	1	0	1.000	2006	2006	Massachusetts-Lowell	9	1	.900	1924	1941
DePaul	1	1	.500	1948	1953	Mass. Coll. of Pharmacy	2	0	.000	1922	1923
DePauw	1	0	1.000	1944	1944	Memphis	1	0	1.000	1961	1961
Detroit	1	1	.500	1961	1963	Merchant Marines	1	0	1.000	1946	1946
Dowling	1	0	1.000	2002	2002	Miami (Fla.)	0	1	.000	1960	1960
Drake	1	1	.500	1966	1997						
Duke	0	2	.000	1982	2006						
Duquesne	3	5	.375	1947	1980						

ALL-TIME SERIES RECORDS

<i>Team</i>	<i>W</i>	<i>L</i>	<i>Pct.</i>	<i>First Game</i>	<i>Last Game</i>	<i>Team</i>	<i>W</i>	<i>L</i>	<i>Pct.</i>	<i>First Game</i>	<i>Last Game</i>
Michigan	1	2	.333	1948	1988	St. Michael's	11	0	1.000	1931	1972
Michigan State	1	1	.500	1973	1976	St. Peter's	14	13	.519	1942	1991
Middlebury	2	0	1.000	1928	1930	San Francisco	2	2	.500	1955	2008
Minnesota	0	1	.000	2004	2004	Santa Clara	0	2	.000	1987	1993
Mississippi	0	1	.000	1970	1970	Seattle	1	0	1.000	1952	1952
Mississippi State	0	1	.000	2005	2005	Seton Hall	14	10	.583	1929	1987
Missouri	0	1	.000	1972	1972	Siena	4	8	.333	1990	2008
MIT	6	5	.545	1901	1926	South Alabama	0	1	.000	1980	1980
Montclair State	1	0	1.000	1935	1935	South Carolina	0	1	.000	1983	1983
Mount St. Mary's	4	0	1.000	1988	1992	South Florida	0	1	.000	1986	1986
Navy	31	18	.633	1947	2010	Southern California	0	1	.000	1978	1978
Nevada-Las Vegas	0	2	.000	1980	2009	Southern Illinois	0	1	.000	2007	2007
New Hampshire	20	9	.690	1973	2000	Southern Mississippi	1	1	.000	1981	1990
New Mexico	0	1	.000	1997	1997	Springfield	17	5	.772	1922	1972
New Orleans	0	1	.000	1996	1996	Stonehill	4	0	1.000	1969	1973
New York University	7	12	.368	1927	1967	Stony Brook	0	1	.000	2009	2009
Niagara	8	7	.533	1954	2006	Syracuse	12	13	.480	1949	2006
North Carolina	1	1	.500	1952	1956	Temple	6	3	.667	1944	1973
North Carolina-Asheville	1	0	1.000	2002	2002	Tennessee	1	0	1.000	1960	1960
North Carolina-Charlotte	0	1	.000	1981	1981	Tennessee-Chattanooga	1	0	1.000	2005	2005
North Carolina State	2	5	.286	1946	2010	Texas A&M	0	2	.000	1989	1994
Northeastern	13	5	.722	1924	2008	Thomas More	1	0	1.000	1960	1960
Northern Arizona	1	0	1.000	1990	1990	Toledo	2	0	1.000	1946	1947
Northwestern	1	1	.500	1992	1993	Trinity	8	3	.727	1902	1952
Norwich	3	1	.750	1907	1927	Tufts	12	4	.750	1901	1954
Notre Dame	3	10	.231	1934	2005	Tulane	0	1	.000	1948	1948
Ohio	1	1	.500	2007	2008	UCLA	0	1	.000	1968	1968
Ohio State	0	3	.000	1950	1982	Upsala	0	1	.000	1935	1935
Oklahoma	2	0	1.000	1947	1950	Utah	0	2	.000	1959	1988
Pacific	0	1	.000	1983	1983	Valparaiso	3	2	.600	1945	1950
Pennsylvania	3	3	.500	1905	1992	Vanderbilt	1	2	.333	1950	1991
Penn State	1	1	.500	1961	1998	Vermont	16	10	.615	1922	2005
Pittsburgh	1	2	.333	1958	1963	Villanova	1	2	.333	1924	1968
Portland	1	1	.500	1980	2001	Wake Forest	1	2	.333	1952	1959
Pratt	0	1	.000	1935	1935	Wesleyan	0	1	.000	1909	1909
Princeton	2	7	.222	1968	2004	West Virginia	0	1	.000	1959	1959
Providence	29	38	.433	1921	2006	Western Illinois	0	1	.000	1997	1997
Quinnipiac	2	0	1.000	2001	2003	Western Kentucky	1	1	.500	1954	1966
Radford	0	1	.000	2001	2001	Western Michigan	2	3	.400	1963	2009
Rensselaer	1	2	.333	1924	1947	William & Mary	5	0	1.000	1993	2006
Rhode Island	26	13	.667	1909	2009	Williams	2	5	.286	1902	2003
Rice	1	2	.333	1984	1998	Worcester Tech	9	1	.900	1903	1945
Rochester	3	0	1.000	1972	1976	Wyoming	1	1	.500	1947	1961
Rutgers	2	3	.400	1931	1994	Xavier	3	0	1.000	1949	1981
Sacred Heart	3	3	.500	1999	2009	Yale	35	29	.547	1903	2008
St. Anselm	20	1	.952	1935	1977	2010-2011 Opponents in listed in bold					
St. Bonaventure	3	2	.600	1928	1962	Note: All-time series records are not listed for non-collegiate opponents.					
St. Francis (N.Y.)	10	3	.769	1921	1980						
St. Francis (Pa.)	0	1	.000	1955	1955						
St. John's	7	25	.219	1924	2003						
St. Joseph's	2	4	.333	1964	2009						
St. Louis	2	3	.400	1948	1952						

SERIES HISTORY VS. 2010-2011 OPPONENTS

AMERICAN (16-8)

12/21/1967	A	W, 81-57
1/26/2002	H	W, 63-54
2/23/2002	A	W, 68-44
3/8/2002	A%	W, 58-54
1/26/2003	A	L, 49-72
2/21/2003	H	W, 68-66
3/14/2003	H%	W, 72-64
1/25/2004	H	L, 59-62
2/20/2004	A	L, 51-65
1/24/2005	H	W, 80-56
2/6/2005	A	W, 76-67 (ot)
1/21/2006	H	W, 74-63
2/18/2006	A	W, 69-62
1/20/2007	A	W, 69-64 (ot)
1/31/2007	H	W, 58-47
3/4/2007	H%	W, 55-53
1/26/2008	A	W, 66-64
2/6/2008	H	L, 46-62
3/5/2008	A%	L, 60-62
1/24/2009	H	W, 71-62
2/21/2009	A	L, 50-56
3/13/2009	A%	L, 57-73
1/23/2010	A	L, 64-71
2/21/2010	H	W, 64-51

ARMY (54-16)

2/22/1926	A	L, 27-41
12/17/1966	A	L, 44-65
1/12/1974	A	W, 58-42
3/1/1975	H	W, 89-73
2/16/1976	A	W, 85-81
2/19/1977	H	W, 81-77 (ot)
1/8/1978	A	W, 78-76
2/3/1979	H	W, 66-65
2/3/1981	A	W, 68-60
2/17/1982	H	W, 65-54
2/5/1983	A	W, 84-82 (ot)
12/1/1983	A	L, 62-68
1/28/1984	H	W, 69-58
12/8/1984	H	W, 76-74
1/26/1985	A	L, 48-51
1/11/1986	H	W, 76-60
2/8/1986	A	W, 67-64
1/17/1987	N53	W, 72-60
2/14/1987	H	L, 66-67
1/16/1988	H	W, 122-100

2/12/1988	A	L, 86-89
1/21/1989	A	L, 64-78
2/18/1989	H	W, 101-82
1/16/1990	H	W, 75-72
2/17/1990	A	W, 86-68
3/3/1990	N61@	W, 87-62
1/23/1991	H	W, 71-55
2/16/1991	A	W, 69-49
1/21/1992	A	W, 69-61
2/15/1992	H	W, 71-67
1/12/1993	A	W, 64-63
2/6/1993	H	W, 110-73
3/3/1993	H%	W, 85-68
1/12/1994	H	W, 95-87
2/5/1994	A	W, 91-74
1/17/1995	A	L, 82-89
2/11/1995	H	W, 103-68
1/20/1996	H	W, 81-66
2/13/1996	A	W, 81-69
3/3/1996	H%	W, 68-65
1/11/1997	A	L, 63-76
2/5/1997	H	W, 83-72
1/10/1998	H	L, 80-84 (ot)
2/4/1998	A	W, 71-70
1/24/1999	A	L, 67-71
2/13/1999	H	W, 73-59
1/30/2000	H	W, 52-42
2/22/2000	A	L, 48-60
1/31/2001	H	W, 66-60
2/24/2001	A	L, 75-78
1/23/2002	A	L, 46-57
2/16/2002	H	W, 77-57
1/11/2003	H	W, 61-45
2/8/2003	A	W, 53-45
3/8/2003	N81%	W, 58-40
1/10/2004	A	W, 60-32
2/7/2004	H	W, 78-38
1/12/2005	A	W, 66-29
2/26/2005	H	W, 66-49
3/4/2005	H%	W, 76-42
1/11/2006	A	W, 84-46
2/8/2006	H	W, 88-38
1/9/2007	H	W, 66-42
2/6/2007	A	W, 70-54 (ot)
1/16/2008	H	L, 39-53
2/14/2008	A	W, 64-53
1/14/2009	A	W, 47-36
2/11/2009	H	W, 62-59
1/13/2010	H	L, 64-67
2/10/2010	A	W, 70-56

BOSTON COLLEGE (57-52)

1/9/1906	A	W, 35-14
2/14/1906	H	W, 22-20 (ot)
3/5/1921	A	W, 28-26
3/11/1921	H	W, 35-23
2/17/1922	H	W, 61-35
3/8/1922	A	W, 26-16
1/20/1923	A	L, 26-32
3/6/1923	H	W, 35-26
2/9/1924	N1	L, 19-21
3/5/1924	H	W, 25-21
2/7/1925	N1	L, 19-23
3/5/1925	H	L, 25-26
1/17/1946	N5	W, 70-39
2/14/1946	N5	W, 62-42
2/25/1947	N3	W, 90-48
2/17/1948	N3	W, 45-34
2/28/1948	H	W, 56-41
2/5/1949	H	W, 46-39
2/21/1949	N3	W, 66-48
1/7/1950	H	W, 93-46
2/21/1950	N3	W, 71-63
2/21/1951	H	W, 71-48
2/27/1951	N5	W, 62-49
12/29/1951	N15	W, 78-59
2/16/1952	H	W, 80-74 (ot)
3/3/1952	N5	L, 61-64
2/16/1953	N3	W, 87-66
2/28/1953	H	W, 87-60
1/12/1954	H	W, 83-57
2/2/1954	N5	W, 82-77
12/21/1954	N5	W, 95-42
1/8/1955	H	W, 102-63
3/1/1956	H	W, 111-75
2/23/1957	H	W, 89-65
2/22/1958	H	L, 68-73
12/4/1958	A	L, 63-72
3/4/1959	H	W, 82-71
2/6/1960	H	W, 80-68
3/2/1960	A	W, 86-78
1/10/1961	A	L, 78-79
3/1/1961	H	W, 87-75
2/3/1962	H	L, 77-82
2/27/1962	A	W, 86-75
12/28/1962	N21	L, 66-79
2/2/1963	H	W, 74-61
2/26/1963	A	W, 64-59
2/1/1964	H	W, 99-71
2/25/1964	A	W, 88-84
2/20/1965	H	L, 94-95
3/4/1965	A	L, 89-111
2/5/1966	A	L, 68-98
3/5/1966	H	L, 83-87
2/6/1967	A	L, 74-92
3/4/1967	H	L, 71-76
2/3/1968	A	W, 89-82
3/2/1968	H	L, 87-90
2/1/1969	A	L, 69-77
3/1/1969	H	L, 74-80
1/31/1970	A	W, 72-70
2/28/1970	H	L, 73-86
1/16/1971	A	W, 75-73
2/27/1971	H	L, 59-69
1/15/1972	A	L, 70-71
2/26/1972	H	L, 77-90
1/13/1973	A	W, 82-71
2/24/1973	H	L, 86-95
1/19/1974	A	L, 62-85
2/23/1974	H	W, 79-76
1/18/1975	A	W, 77-70
2/22/1975	H	L, 77-87
3/8/1975	N35!	L, 55-69
1/17/1976	H	W, 84-83
2/28/1976	A	W, 82-77
1/22/1977	A	W, 90-84
2/12/1977	H	W, 112-92
1/24/1978	H	W, 82-76
2/27/1978	A	W, 99-98 (ot)
1/20/1979	A	L, 87-89 (2ot)
2/10/1979	H	W, 98-96
2/2/1980	N42	L, 83-92
2/9/1980	A	W, 72-69
1/31/1981	N50	L, 43-48
2/14/1981	H	W, 86-74
2/13/1982	A	L, 81-102
2/12/1983	H55	L, 74-89
12/17/1983	A	L, 85-87
12/15/1984	H	L, 63-85
12/15/1985	A	L, 47-84
12/14/1986	H	L, 62-71
12/12/1987	A	L, 83-112
12/17/1988	H	W, 85-80
12/16/1989	A	W, 83-72
12/15/1990	H	W, 76-69 (ot)
12/15/1991	A	L, 84-94
1/2/1993	H	L, 63-84
1/20/1994	A	L, 72-107
12/2/1994	H55	L, 75-81
11/27/1995	A	L, 60-97
12/21/1996	H	L, 76-92
12/20/1997	A	L, 54-69
12/19/1998	A	L, 45-61
12/7/1999	H55	L, 43-50
12/4/2000	A	L, 48-77
12/16/2001	A	L, 51-75
12/22/2001	N41	L, 57-67
12/1/2002	H55	W, 71-70
12/2/2003	A	L, 51-64
12/9/2004	A	L, 60-63 (ot)
1/17/2006	H55	L, 53-63

SERIES HISTORY vs. 2010-2011 OPPONENTS

BUCKNELL (25-28)

1/12/1991	A	W, 80-78
2/9/1991	H	L, 69-79
1/15/1992	H	W, 94-76
2/8/1992	A	L, 78-95
3/8/1992	N64%	L, 77-86
1/30/1993	H	W, 88-86
2/27/1993	A	L, 99-112
3/10/1993	A%	W, 98-73
1/29/1994	A	W, 99-98 (ot)
2/26/1994	H	W, 85-76
3/4/1994	N68%	W, 96-91
1/28/1995	A	L, 71-91
2/25/1995	H	W, 73-61
1/31/1996	H	L, 83-90 (ot)
2/24/1996	A	W, 93-73
1/25/1997	H	L, 60-68
2/18/1997	A	L, 61-71
1/24/1998	A	L, 58-69
2/18/1998	H	L, 65-66
2/28/1998	N68%	L, 56-60
1/9/1999	H	L, 51-72
2/3/1999	A	L, 51-65
2/27/1999	N69%	L, 52-76
1/15/2000	A	L, 44-69
2/9/2000	H	L, 48-54
1/17/2001	A	W, 69-45
2/10/2001	H	W, 58-49
1/30/2002	A	W, 73-65
2/20/2002	H	L, 73-75
3/3/2002	N81%	W, 64-57
2/2/2003	H	W, 69-47
2/28/2003	A	W, 54-43
3/9/2003	N81%	W, 75-50
2/1/2004	A	L, 67-77
2/27/2004	H	W, 72-61
3/6/2004	N81%	L, 60-66
1/8/2005	A	L, 43-59
2/23/2005	H	W, 69-54
3/11/2005	H%	L, 57-61
1/14/2006	A	L, 42-56
2/11/2006	H	L, 52-57
3/10/2006	A%	L, 59-74
1/12/2007	H	W, 65-60
2/9/2007	A	L, 45-48
3/9/2007	H%	W, 74-66
1/18/2008	H	L, 65-73
2/16/2008	A	W, 63-53
1/17/2009	A	W, 68-56
2/14/2009	H	L, 66-72
3/4/2009	H%	W, 75-56
1/16/2010	H	W, 82-69
2/14/2010	A	L, 63-68
3/3/2010	A%	W, 67-64

COLGATE (50-18)

2/11/1947	N5	W, 67-39
3/9/1948	N5	W, 65-62
2/8/1949	N5	L, 66-74
2/7/1950	H	W, 108-76
2/10/1951	H	W, 89-70
2/9/1952	H	W, 68-51
2/6/1953	A	W, 64-54
12/16/1953	H	W, 101-63
2/17/1956	A	W, 86-73
1/18/1957	H	W, 81-73
1/16/1959	A	W, 72-64
3/5/1960	H	W, 101-78
1/27/1967	A	W, 87-67
1/24/1968	H	W, 98-81
1/24/1969	A	W, 49-40
1/21/1970	H	W, 96-90
1/7/1971	A	W, 87-64
1/19/1972	H	W, 80-78
1/3/1973	A	L, 68-81
2/4/1977	H	W, 114-82
12/19/1981	H	W, 79-51
1/15/1983	A	W, 82-67
1/27/1984	H	W, 77-54
11/27/1989	A	W, 114-91
1/31/1991	H	W, 89-76
2/23/1991	A	W, 73-68
2/28/1991	H%	W, 92-74
1/28/1992	A	W, 68-59
2/22/1992	H	W, 99-71
1/20/1993	H	W, 78-68
2/13/1993	A	W, 97-95
1/18/1994	A	L, 90-111
2/12/1994	H	W, 94-81
1/11/1995	H	W, 81-65
2/4/1995	A	L, 74-88
1/13/1996	A	L, 67-85
2/7/1996	H	W, 94-89
3/6/1996	A%	L, 65-74
1/15/1997	H	L, 79-95
2/8/1997	A	W, 72-65
1/14/1998	A	W, 78-76 (ot)
2/7/1998	H	W, 82-76
1/6/1999	H	L, 53-72
1/30/1999	A	L, 59-71
1/12/2000	A	W, 68-51
2/5/2000	H	L, 54-57
3/4/2000	N79%	L, 49-58
1/10/2001	H	W, 68-55
2/3/2001	A	W, 74-65
1/16/2002	H	L, 42-46
2/9/2002	A	L, 55-58
1/15/2003	H	W, 86-43
2/12/2003	A	W, 92-91 (ot)
1/14/2004	A	L, 65-71

2/11/2004	H	W, 60-49
1/15/2005	H	W, 74-64
2/19/2005	A	W, 59-46
1/25/2006	H	W, 60-42
2/22/2006	A	W, 62-56
1/23/2007	A	W, 58-55
2/21/2007	H	W, 68-57
1/30/2008	A	L, 46-58
2/27/2008	H	L, 55-63
1/28/2009	H	W, 68-44
2/25/2009	A	W, 60-58
3/8/2009	H%	W, 61-44
1/27/2010	A	L, 68-69
2/24/2010	H	L, 74-79 (ot)

FAIRFIELD (21-17)

3/18/1950	H	W, 89-41
12/5/1959	A	W, 72-53
2/23/1961	H	W, 122-94
3/7/1964	H	W, 93-82
12/17/1964	H	W, 92-89
1/8/1966	A	L, 61-82
1/7/1967	H	L, 68-72
1/6/1968	N29	L, 63-65
1/4/1969	H	W, 102-79
2/13/1970	N29	W, 69-54
2/13/1971	H	W, 81-70
3/4/1972	A	L, 82-86
2/10/1973	H	L, 82-85
3/2/1974	A	L, 75-95
1/22/1976	H	W, 89-78
1/21/1978	A	L, 103-123
1/16/1979	H	W, 76-73
1/22/1980	N29	W, 59-57
2/19/1981	N6	W, 61-49
1/14/1982	H	L, 67-74
1/8/1984	H	L, 68-69
2/4/1984	A	L, 63-65
2/2/1985	H	W, 79-71
2/25/1985	A	W, 58-56
1/25/1986	N6	L, 61-74
2/24/1986	H	L, 79-82
3/3/1986	N53@	L, 64-67
2/3/1987	H	L, 54-66
2/23/1987	A	L, 55-56
1/27/1988	H	W, 88-75
2/24/1988	A	W, 63-57
1/12/1989	A	W, 72-70
2/15/1989	H	W, 77-68
1/9/1990	H	W, 80-68
11/12/2006	H	W, 67-65 (ot)
11/13/2007	A	W, 67-54
12/1/2008	H	L, 66-78
12/9/2009	A	L, 54-73

GEORGE WASHINGTON (0-3)

1/20/1983	A	L, 68-76
11/22/1996	A71	L, 56-86
12/28/2009	H	L, 79-82

HARVARD (41-22)

1/15/1901	H	L, 10-20
1/21/1902	H	L, 33-44
1/14/1903	H	L, 9-10
1/30/1904	H	W, 18-14
2/16/1905	H	W, 34-7
2/3/1906	A	L, 10-25
1/13/1908	A	W, 20-16
2/12/1908	H	W, 17-14
1/20/1922	H	W, 40-22
1/16/1926	A	L, 17-36
2/9/1927	A	W, 36-24
2/8/1928	A	L, 45-51 (2ot)
2/6/1929	A	W, 35-25
2/12/1930	A	W, 45-25
12/13/1930	H	L, 22-35
1/8/1944	A	W, 39-23
1/27/1945	A	W, 61-36
1/12/1946	A	W, 47-42
12/10/1946	N5	W, 61-40
1/13/1948	N5	W, 48-42
1/5/1949	N3	W, 64-48
1/4/1950	N3	W, 102-71
12/13/1950	H	W, 72-37
12/3/1960	H	W, 79-66
12/12/1962	A	W, 83-64
12/4/1965	H	L, 67-76
12/15/1971	H	L, 87-96
12/19/1972	A	L, 80-91
12/18/1973	H	L, 89-97
12/18/1976	A	W, 86-68
12/20/1977	H	W, 101-72
1/9/1979	A	W, 90-73
12/18/1979	H	L, 80-81
12/11/1980	A	W, 72-46
12/8/1981	H	W, 77-71
12/8/1982	A	W, 61-59
12/6/1983	H	W, 76-71
12/18/1984	A	L, 66-67
12/4/1985	H	W, 78-70
1/5/1987	A	L, 69-75
1/7/1988	H	L, 78-80
12/7/1988	A	W, 91-74
12/6/1989	H	W, 86-67
12/5/1990	A	W, 105-89
12/4/1991	H	W, 100-75
12/1/1992	A	W, 92-72

SERIES HISTORY vs. 2010-2011 OPPONENTS

12/7/1993	H	W, 80-76
12/6/1994	A	W, 75-68
12/5/1995	H	L, 64-92
12/7/1996	A	W, 69-60
12/6/1997	H	L, 70-81
11/24/1998	A	L, 70-84
11/23/1999	H	L, 69-80
11/21/2000	A	W, 60-55
11/20/2001	H	W, 65-57
11/26/2002	A	W, 71-66
11/25/2003	H	W, 67-59
11/23/2004	A	W, 60-52
11/22/2005	H	L, 55-70
11/21/2006	A	W, 82-69
11/20/2007	H	W, 80-69
11/25/2008	A	L, 59-69
11/13/2009	H	L, 77-87

HOFSTRA (5-1)

2/4/1978	H	W, 100-88
1/22/1979	A46	W, 64-62
12/29/1979	H47	W, 97-84
2/25/1981	A	W, 73-63
2/17/2007	A¢	L, 64-65
11/10/2007	H	W, 61-47

LAFAYETTE (31-16)

2/4/1947	N5	W, 50-40
1/30/1989	A	L, 63-64
1/22/1990	H	W, 64-62
1/10/1991	H	W, 92-83
2/6/1991	A	W, 77-75
1/11/1992	A	W, 92-85
2/5/1992	H	W, 85-75
3/7/1992	N64%	W, 87-71
1/23/1993	A	W, 95-79
2/17/1993	H	W, 95-68
1/22/1994	H	W, 95-83
2/15/1994	A	W, 99-90
1/7/1995	A	W, 91-82
2/1/1995	H	W, 91-76
1/10/1996	H	W, 85-82
2/3/1996	A	L, 85-92
1/22/1997	A	W, 69-58
2/15/1997	H	W, 72-71
3/1/1997	N64%	L, 65-70

1/20/1998	H	L, 68-95
2/15/1998	A	L, 65-78
1/13/1999	A	L, 64-76
2/6/1999	H	L, 65-79
1/19/2000	H	L, 70-77
2/12/2000	A	L, 66-77
1/24/2001	A	L, 67-82
2/17/2001	H	W, 78-62
1/12/2002	A	L, 58-64
2/6/2002	H	W, 76-70 (ot)
1/18/2003	A	W, 76-70
2/15/2003	H	W, 73-65
1/17/2004	H	L, 58-60 (ot)
2/14/2004	A	L, 72-78
1/28/2005	A	W, 74-57
2/11/2005	H	W, 81-60
1/7/2006	H	W, 86-57
2/4/2006	A	W, 77-61
1/6/2007	A	W, 84-74
2/3/2007	H	W, 74-52
2/28/2007	H%	W, 83-53
1/12/2008	A	L, 52-60
2/9/2008	H	W, 77-57
1/10/2009	H	W, 81-67
2/7/2009	A	W, 64-50
1/9/2010	A	L, 74-84
2/6/2010	H	W, 73-46
3/7/2010	A%	L, 63-66

LEHIGH (33-13)

1/16/1976	H	W, 84-60
2/2/1991	H	L, 95-98
2/25/1991	A	L, 71-82
3/1/1991	H%	W, 95-90 (ot)
2/1/1992	A	L, 78-88
2/29/1992	H	W, 116-92
1/16/1993	H	W, 94-75
2/11/1993	A	W, 104-87
1/15/1994	H	L, 85-87
2/9/1994	A	W, 107-104 (ot)
1/25/1995	H	W, 96-67
2/18/1995	A	W, 83-81
1/27/1996	A	W, 100-81
2/21/1996	H	W, 84-77 (ot)
3/2/1996	H%	W, 81-66
1/18/1997	A	L, 75-79
2/12/1997	H	W, 88-73
1/17/1998	A	L, 67-79

2/11/1998	H	L, 69-70
1/27/1999	H	W, 77-67
2/20/1999	A	W, 66-62
2/2/2000	A	L, 57-64
2/26/2000	H	W, 72-57
1/13/2001	A	W, 70-60
2/7/2001	H	W, 70-52
3/4/2001	N68%	W, 69-57
1/19/2002	A	W, 72-66
2/13/2002	H	W, 79-40
1/31/2003	H	W, 63-39
3/2/2003	A	W, 72-64
1/30/2004	A	L, 53-63
2/29/2004	H	W, 72-57
1/30/2005	A	W, 58-56
2/13/2005	H	W, 73-53
3/6/2005	H%	W, 57-53 (ot)
1/28/2006	A	L, 63-64
2/26/2006	H	W, 68-54
3/5/2006	H%	W, 73-66
1/26/2007	H	W, 64-53
2/25/2007	A	W, 62-50
2/2/2008	H	W, 60-42
2/29/2008	A	L, 58-65
1/31/2009	A	W, 67-52
2/28/2009	H	W, 64-49
1/31/2010	H	L, 60-78
2/27/2010	A	L, 80-91

MARIST (2-2)

12/28/2002	A	L, 63-66
1/3/2004	N6	L, 55-59
11/28/2004	H	W, 79-52
11/30/2009	H	W, 68-56

MASSACHUSETTS (36-19)

1/8/1908	H	W, 51-4
2/21/1908	A	W, 16-7
1/16/1909	H	W, 36-16
2/6/1926	A	L, 23-37
2/24/1931	A	W, 32-31
12/9/1952	A	W, 76-40
12/8/1953	H	W, 89-42
12/7/1954	H	W, 85-64
12/6/1955	H	W, 88-76
1/3/1957	H	W, 111-96

2/20/1958	H	L, 60-64
2/3/1959	H	W, 77-56
1/6/1960	H	W, 82-58
1/5/1961	A	W, 63-58
1/10/1962	H	W, 98-58
1/10/1963	A	W, 68-61
12/17/1963	H	W, 95-79
2/18/1965	A	W, 100-84
12/14/1965	A	L, 74-92
2/24/1966	H	L, 79-85
2/8/1967	H	W, 78-65
2/15/1967	A	W, 64-54
1/17/1968	H	L, 65-71
2/14/1968	A	W, 70-69
2/11/1969	H	W, 97-68
2/10/1970	A	L, 66-83
2/2/1971	H	L, 58-60
12/8/1971	A	L, 82-93 (2ot)
1/30/1973	N35	L, 71-78
12/13/1973	H	L, 70-75
12/10/1974	A	W, 68-62
12/20/1975	H	W, 86-78
3/6/1976	N35!	W, 88-75
12/11/1976	N42	W, 92-85 (ot)
1/28/1978	N42	W, 78-63
2/2/1978	H	L, 76-77
12/22/1978	N35	W, 77-57
1/27/1979	N42	W, 78-74
2/1/1980	N42	W, 84-73
1/30/1981	N50	W, 75-50
2/23/1982	H	W, 80-62
1/8/1983	A	W, 75-72
1/16/1984	H	W, 89-83
1/27/1986	A	L, 76-82
1/26/1987	H	L, 66-73
2/15/1988	A	W, 89-85
2/6/1989	H	W, 98-90
1/28/1991	A	L, 94-98
12/12/1991	H	L, 73-85
12/28/1992	N65	L, 66-81
12/11/1993	H55	L, 80-97
11/25/2000	H55	W, 78-65
12/4/2001	A	W, 67-56
12/10/2008	A	L, 59-73
12/5/2009	H55	L, 63-84

SERIES HISTORY VS. 2010-2011 OPPONENTS

NAVY (31-18)

3/20/1947	N6\$	W, 55-47
3/10/1953	N17\$	W, 87-76
1/14/1967	A	W, 58-56
12/30/1967	N28	W, 86-77
12/3/1980	H	W, 82-71
12/3/1981	A	W, 78-66
12/29/1983	N41	L, 67-70
1/18/1992	A	W, 85-80
2/12/1992	H	W, 88-62
1/27/1993	H	W, 95-69
2/20/1993	A	W, 90-72
1/26/1994	A	L, 81-83
2/19/1994	H	L, 91-99 (ot)
3/5/1994	A%	L, 91-93 (ot)
1/14/1995	H	W, 87-77
2/8/1995	A	L, 52-78
1/17/1996	A	L, 63-67
2/10/1996	H	W, 77-67
1/29/1997	A	L, 75-83
2/22/1997	H	L, 61-76
1/29/1998	H	L, 69-72
2/22/1998	A	L, 60-64
1/17/1999	A	L, 54-72
2/10/1999	H	L, 55-70
1/23/2000	H	L, 49-81
2/19/2000	A	L, 51-58
1/20/2001	H	W, 80-71
2/14/2001	A	W, 77-67
3/9/2001	H%	W, 68-64 (ot)
1/9/2002	H	W, 70-57
2/2/2002	A	W, 62-54
3/2/2002	N81%	W, 59-41
1/24/2003	A	W, 76-61
2/23/2003	H	W, 63-42
1/23/2004	H	W, 88-54
2/22/2004	A	W, 76-47
1/21/2005	H	W, 79-56
2/4/2005	A	W, 68-66
2/1/2006	A	W, 81-67
2/15/2006	H	W, 72-62
3/3/2006	H%	W, 78-50
1/17/2007	H	W, 61-42
2/15/2007	A	W, 68-40
1/23/2008	H	L, 74-85
2/20/2008	A	L, 66-72
1/21/2009	A	L, 68-74
2/18/2009	H	W, 74-69
1/20/2010	H	W, 79-60
2/17/2010	A	L, 80-83

NEW HAMPSHIRE (20-9)

1/10/1973	H	W, 78-60
2/20/1973	A	L, 67-71
2/20/1974	H	L, 67-68
2/20/1975	A	W, 96-85
2/11/1976	H	W, 71-70
2/1/1977	A	W, 89-78
2/16/1978	H	W, 98-69
2/15/1979	A	W, 73-58
2/7/1980	H	W, 97-86
2/12/1981	A	W, 87-84
2/15/1982	H	W, 67-54
2/17/1983	A	L, 63-66
3/10/1983	N3!	W, 89-77
2/7/1984	H	W, 83-61
1/10/1985	A	L, 67-68
1/16/1986	H	L, 73-85
1/29/1987	A	W, 57-54
1/18/1988	H	W, 130-92
12/3/1988	A	W, 89-73
1/29/1990	H	W, 82-59
2/11/1991	A	L, 56-72
2/17/1992	H	W, 80-70
12/9/1992	A	W, 76-63
2/22/1994	H	L, 84-96
11/25/1994	A	L, 73-80
12/21/1995	H	W, 101-79
2/10/1997	A	L, 76-78 (ot)
2/15/2000	A	W, 73-53
12/28/2000	H	W, 64-54

SACRED HEART (3-3)

1/3/1999	H	W, 55-52
1/6/2000	H	W, 63-48
1/3/2001	A	L, 61-66
12/30/2007	A	L, 58-61
11/14/2008	H	W, 67-58
12/22/2009	H	L, 79-82

ST. JOSEPH'S (2-4)

12/26/1964	N25	L, 63-82
12/30/1978	N36	L, 58-62
3/21/2005	A#	L, 60-68
12/4/2007	A	W, 71-66
11/16/2008	H	W, 73-69 (ot)
11/17/2009	A	L, 67-69

STONY BROOK (0-1)

12/31/2009	A	L, 60-69
------------	---	----------

WAKE FOREST (1-2)

12/31/1952	N16	L, 69-91
3/13/1953	N18\$	W, 79-71
12/28/1959	N16	L, 71-80

YALE (35-29)

2/10/1903	H	L, 10-26
2/6/1904	H	W, 20-11
1/28/1905	H	W, 22-14
1/11/1922	A	W, 31-24
1/26/1926	A	L, 25-30 (2ot)
12/30/1926	A2	L, 15-28
1/3/1929	A2	L, 20-34
1/1/1930	A2	L, 20-28
2/13/1931	A	L, 20-47
1/15/1944	A	L, 45-49
1/20/1945	A	L, 51-59
2/9/1946	A	L, 45-58
2/5/1947	A	W, 45-31
1/24/1948	A	W, 56-44
2/19/1949	A	L, 52-60
3/8/1950	A	L, 62-66
3/6/1951	A	L, 56-69
3/1/1952	A	W, 68-59
2/3/1953	A	W, 59-52
2/15/1954	A	W, 87-57
2/8/1955	A	W, 80-56
12/10/1955	A	W, 99-84
2/12/1957	H	L, 82-91
12/14/1957	A	L, 75-80 (ot)
12/13/1958	A	W, 61-49
12/12/1959	A	W, 85-84
12/10/1960	A	W, 52-51
12/9/1961	H	L, 71-73
12/8/1962	A	L, 46-47
12/14/1963	A	L, 68-83
12/12/1964	A	W, 68-66
12/11/1965	H	L, 62-63
12/10/1966	A	L, 73-90
12/9/1967	A	L, 55-78
12/7/1968	A	W, 67-66
12/13/1969	H	W, 88-85
12/12/1970	H	W, 92-65

12/11/1971	A	W, 94-90 (ot)
12/9/1972	H	W, 94-88
12/8/1973	A	L, 92-102
12/7/1974	H	W, 77-65
1/20/1976	A	W, 61-57 (ot)
1/11/1977	H	W, 84-71
12/10/1977	A	W, 67-62
12/9/1978	H	W, 85-79 (ot)
12/8/1979	A	W, 97-87
11/28/1980	H	W, 99-69
11/28/1981	A	L, 62-68
12/4/1982	H	W, 88-73
1/4/1984	A	L, 75-87
1/3/1985	H	L, 55-59
1/2/1986	A	L, 77-86
1/7/1987	H	W, 69-67
12/9/1987	A	W, 100-81
12/7/1995	A	L, 75-78
11/26/1996	H	L, 65-73
11/25/1997	A	W, 66-61 (ot)
11/13/1998	H	W, 74-50
12/9/1999	A	W, 72-65
1/6/2001	H	W, 55-50
12/11/2002	N62	L, 66-70
11/29/2006	A	W, 63-58
11/28/2007	H	W, 60-39
12/3/2008	A	L, 66-76

For legend, see page 112.

ALL-TIME LETTERWINNERS

A A A A A A A A

Adams, Jack 1969-70
 Ahern, Dennis 1984-85-86-87
 Alexander, Mike 1999
 Anderson, Ronald 1946
 Andreoli, Arthur 1956-57-58
 Attar, Al 1958-59-60

B B B B B B B B

Baird, Walter 1949-50
 Baker, Francis 1905
 Barclay, Tony 1969
 Barry, John 1908
 Batten, Robert 1945
 Beans, Phil 2010
 Beaudreau, Raoul 1901-02
 Becht, Edward 1963-64
 Beckenbach, Peter 1976-77-78-79
 Beinert, Andrew 2008-09-10
 Bengan, John 1984-85
 Bettencourt, Ted 1993-94-95-96
 Blaney, George 1959-60-61
 Blaney, Michael 1973-74-75
 Blaney, Terence 1988
 Blinn, Robert 1945-46
 Boddicker, Colin 1998
 Bollinger, Charles 1946-47-48-49
 Brady, Ambrose 1927-28-29
 Brandt, Ralph 1958-59-60
 Brault, Dan 2004-05
 Breslin, Roger 1990-91-92-93
 Breslin, Ted 1961
 Broderick, George 1901
 Brown, Devin 2009-10
 Brown, Walter 1995-96
 Browne, Charles 1977-78-79-81
 Bucaro, John 2001
 Budris, John 1972-73
 Burke, Adrian 1924-25-26
 Burke, Thomas 1954-55-56

C C C C C C C C

Cahill, William 1948-49
 Callahan, Frank 1908
 Camire, Arthur 1944
 Campbell, Joseph 1943
 Canavan, William 1961-62
 Cannon, Leo 1935
 Carballeira, Joseph 1974-75
 Carlton, James 1982
 Carroll, Owen 1922
 Carter, Eldridge 1986-87-88-89
 Casey, Robert 1952-53
 Casey, William 1908-09
 Cassidy, Walter 1944
 Cassidy, George 1906
 Cavataio, Mike 2010
 Cervini, August 1926-27-28
 Cervini, Paul 1959
 Christof, Joseph 1967-68
 Clancy, Stuart 1928-29-30

Clark, Carlos 1993-94-96-97
 Clemmons, Kristopher 2000-01
 Clifford, Tim 2005-06-07-08
 Coates, Walter 1983-84-85
 Coghlin, James 1965
 Cole, Peter 1980
 Collins, Joseph 1948
 Connelly, William 1940-41-42
 Conner, Charles 1943
 Conners, John 1905
 Connolly, Charles 1903
 Connor, George 1943-44
 Connor, George S.L. 1902-04-05-06
 Connors, John 1959-60-61
 Connors, Maurice 1926-27-28-29
 Conway, Walter 1921
 Corbett, John 1995
 Cousy, Robert 1948-47-49-50
 Cruze, Kyle 2005-06-07-08
 Cunningham, Colin 2006-07-08-09
 Cunningham, Edward 1927
 Curran, James 1931
 Curran, James 1964-65
 Curran, Robert 1942-47-48
 Curry, Jared 1998-99-00-01

D D D D D D D D

Dacey, Joseph 1945
 Dailey, Kevin 1977
 Daly, Sheldon 1927-28
 Davis, Lorn 1987-88-89-90
 Dee, James 1974-75-76
 Deem, Thomas 1945
 Deleaver, Rod 1973-74
 Desroches, Roger 1945
 Desautels, Eugene 1929-30
 Dickerson, Leon 1989-90-91-92
 Diefenbach, Russ 1950
 Dilling, James 1950
 Dixon, Lawrence 2006-07-08-09
 Doherty, Pat 2005-07-08-09
 Dolan, Burt 1943-44-48
 Dollard, Edward 1904
 Dombroski, Ian 1995-96-97
 Donahue, Robert 1945
 Donovan, Edward 1930-31
 Doran, William 1974-75-76-77
 Dougherty, John 1904
 Dowd, James 1908
 Dowd, John 1904
 Dowd, John 1935
 Downey, Doug 1973-74-75
 Doyle, Gene 1971-72
 Driscoll, Charles 1930-31
 Driscoll, Keith 1994-95-96-97
 Duff, Paul 1945
 Dunn, Donald 1924
 Durkee, Paul 1985-86-87-88
 Dyson, Francis 1951-52

E E E E E E E E

Early, Joe 1953,54,55
 Egan, Walter 1901
 Elzie, Patrick 1981-82-83-84
 Evans, Grant 1986-87-88-89
 Evans, R.J. 2009-10
 Ezell, Damion 1994-95-96-97

F F F F F F F F

Farkas, Derek 1990-91-92-93
 Farrell, Francis 1925
 Farrell, James 1929-30-31
 Farrell, John 1949
 Feaster, Rob 1992-93-94-95
 Fedina, Christopher 1986-87-89
 Fingleton, Neil 2003-04
 Fitzgerald, Donald 1929-30-31
 FitzPatrick, Ward 1979-80-81-82
 Floyd, Ernie 1980-81-82-84
 Foley, Charles 1905
 Foley, Francis 1959
 Foley, Gerry 1967-68-69
 Foley, Jack 1960-61-62
 Foley, John 1927-29
 Foley, Robert 1961-62-63
 Foley, Sean 1987-88-89
 Formon, Matthew 1948-49-50

G G G G G G G G

Gagnon, Harold 1921-22
 Gallagher, Patrick 1962-63-64
 Gaskins, Gregory 1976-77-78
 Gaskins, King 1973
 Gavin, James 1937
 Gibbo, Royal 1944
 Godbolt, Champ 1983-84
 Goens 2010
 Gooch, James 1974-75-76
 Graver, Charles 1948-49
 Grayson, Stan 1970-71-72
 Greaney, Kevin 1979-80-81-82
 Greeley, Thomas 1965-66
 Grentz, Bruce 1971-72
 Grey, John 1945
 Groark, Thomas 1958
 Guerin, Richie 1983-84
 Gustowski, Chester 1941-43-44
 Gutierrez, Tony 1998-99

H H H H H H H H

Haggerty, Ken 1946-47
 Hall, Scott 1998-99
 Halsey, Marty 1973-74-75-76
 Hamilton, Gordon 1992-93-94-95
 Hamilton, Kevin 2003-04-05-06
 Hamilton, Richard 1940-41-42
 Hammill, Gregory 1950
 Harlin, John 1969
 Harris, Jeff 2009
 Hart, Damon 1993-94-95-96
 Hayes, Chris 1985-86-87
 Hayes, John 1964-65-66

Heinsohn, Thomas 1954-55-56
 Henk, Ed 1945
 Hennessy, John 1962
 Herlihy, Daniel 1935
 Hethernan, John 1906
 Hickey, Edwin J. 1930-31
 Hightower, John 1996-97-98-99
 Hinchey, Lloyd 1964-65
 Hochstein, Keith 1966-67-68
 Hochstein, Greg 1964-65-66
 Hogarty, Edward 1905-06
 Hogarty, Robert 1943-44-45
 Hohman, David 1983-84-85
 Holland, Dave 1973-74-75
 Holland, Vincent 1940-41
 Hopkins, Brian 1997-98
 Horan, William 1922-23
 Horton, Reece 1991-92-93-94
 Houston, Peter 1956
 Hugelmeyer, Neville 1957-58
 Hughes, Joseph 1956-57-58
 Hurley, John 2002-03-04-05
 Hyland, Kevin 2003-04-05-06
 Hynes, Bill 1960

I I I I I I I I I I

Imwalle, George 1959-60
 Isaac, Todd 1992

J J J J J J J J J J

Jerz, Mark 2000-01-02-03
 Jones, Josh 2008-09-10
 Jordan, Aaron 1989-90-91
 Jordan, Thomas 1962-63-64
 Joy, William 1909

K K K K K K K K K K

Kaftan, George 1946-47-48-49
 Kalbacher, Dylan 1998-99
 Kane, Leo 1976-78-79-80
 Karpawich, Anthony 1958
 Kasprzak, Anthony 1955
 Kasprzak, Frank 1953-54
 Keister, Andrew 2008-09-10
 Kelley 1943
 Kellick, William 1943-44
 Kelly, Joseph 1962-63-64
 Kelly, Robert 1979-80
 Kennedy, Francis 1906
 Kerr, Jon 1995-96-97-98
 Kerwin, Kevin 1989-90-91-92
 Kielley, James 1952-53
 Kiernan, Brendan 1995-97
 Kinsey, Greg 2002-03-04-05
 Kissane, Robert 1969-70
 Kittredge, Paul 1924-25-26-27
 Knapp, Norbert 1963-64
 Knapp, Peter 1970
 Knittel, Henry 1963-64-65
 Korniewicz, John 1944
 Kramer, Josh 2004
 Kunzman, Kenneth 1957-58
 Kuziora, Leonard 1935

ALL-TIME LETTERWINNERS

LLLLLLLLLLLL

Lahey, Jack 1969-70
 Landers, Patrick 1901-02-03
 Landes, Robert 1975-78-79
 Larkin, Edward 1908-09
 Laska, Andy 1947-48-49-50
 Lawlor, Michael 1901-02
 Leary, Timothy 1931
 Leary, William 1930
 Leibler, Joseph 1954-55-56
 Lewis, James 1953-54-55
 Lilly, Mark 1959
 Liptak, Ronald 1957-58
 Logan, Chris 1980-81-82-83
 Lockhart, Brian 1993-94-95-96
 Lufkin, Nate 2002-03-04-05
 Lutz, Richard 1957
 Lynch, Edward 1906

MMMMMMMM

Madaus, William 1961
 Maffeo, Alfred 1928-29-30
 Magilligan, Robert 1952-53
 Maguire, Myles 1984-85
 Maloney, Darren 1981-82-83-84
 Maloney, James 1966-67-68-69
 Mann, Eugene 1950
 Mantelli, Elmo 1931
 Markey, Earle 1951-52-53
 Martin, John 1924-25
 Martucci, Greg 1986-87-88-89
 Martzloff, Scott 1989-90-91-92
 Mashburn, Rick 1990-91-92-93
 May, Adam 2007-08-09-10
 Mazeika, Albert 1942-43
 McAuley, Kevin 1974-75-76-77
 McCaffrey, James 1985-86
 McCarthy, Greg 2006-07-08-09
 McCauliff, Roger 1940
 McClory, Kenneth 1960-61-62
 McCoy, James 1941
 McDonough, Robert 1950
 McGillicuddy, Con. 1941-42-43
 McGinnis, Robert 1944
 McKeever, Dekker 2000-01
 McLarnon, Robert 1950
 McLaughlin, Dennis 1921-22
 McLaughlin, John 1921
 McMartin, George 1935
 McMullan, Robert 1948-47-49-50
 McQueeney, William 1922
 Meade, Jave 2001-02-03-04
 Meister, Eric 2007-08-09-10
 Meyer, William 1985-86-87-88
 Mills, Charlie 2009-10
 Minihan, Kevin 1962
 Monagan, Walter 1901-02
 Moncewicz, Hipolet 1935
 Moore, James 1967-68-69
 Morasky, Ted 1943-44
 Mordica, Jeff 1993

Morris, John 1927-28-29
 Moulton, Malcom 1972-73
 Mounkhal, Thomas 1964-65-66
 Mullane, Charles 1967-68-69
 Mullaney, Dave 1947
 Mullaney, Joseph 1946-47-48-49
 Mulligan, Joseph 1985-86-87
 Mulquin, David 1978-79-80-81
 Murphy, James 1949
 Murphy, John 1929
 Murphy, Richard 1964-65-66
 Murphy, Stephen 1942-43
 Murphy, Thomas 1941
 Murray, James 1966-67-68

NNNNNNNN

Nairus, James 1988-89-90-91
 Nangle, David 1952-53
 Nelson, Thomas 1997-98-99
 Nicolson, James 1931
 Nicolson, Joseph 1931
 Nicolson, Lou 1935
 Nolan, Richard 1943
 Nolan, Robert 1942
 Noschese, Dennis 1957-58-59

OOOOOOOO

O'Brien, Dennis 1950
 O'Brien, James 1967-68
 O'Connell, Dermott 1946-47-48-49
 O'Connor, John 1908-09
 O'Connor, John 1956
 O'Connor, John 1976-77-78-79
 O'Connor, Matthew 1963-64-65
 O'Connor, Peter 1961-62-63
 O'Donnell, Edward 1935
 O'Grady, Joseph 1935
 O'Hare, James 1940
 O'Hearn, Thomas 1905
 O'Keefe, Eugene 1924
 O'Neil, James 1950
 O'Neil, Philip 1908
 O'Neil, William 1925-26
 O'Shea, Dennis 1948-49-50
 O'Toole, James 1904
 Oberlin, Ken 1949
 Obeysekere, Eric 2010
 Oftring, Frank 1948-47-49-50
 Okafor, Mbakwe 2000
 Ostrowski, John 1935

PPPPPPPP

Palace, Thomas 1961-62-63
 Palazzi, Togo 1952-53-54
 Paterick, Zach 2007-08
 Payne, Tim 1993-94-95-96
 Pegues, Juan 1998-99-00-01
 Peloquin, Wilfred 1925
 Pernell, Dwight 1987-88-89-90
 Pero, Anthony 1903
 Perry, Ron 1952-53-54
 Perry, Ronnie 1977-78-79-80

Pessalano, Vincent 1923-25
 Phelan, John 1945
 Phelan, Joe 1969-70
 Pissarra, William 1942
 Plunkett, John 1988
 Potter, Chris 1975-76-77-78
 Powell, Frank 1990-91-92-93
 Prohovich, Donald 1954-55-56
 Prusaczyk, Bernie 1945

QQQQQQQQ

Quigley, John 1901-02-03-04
 Quinn, Joseph 1901
 Quinn, Thomas 1901

RRRRRRRR

Reale, Brian 1983-84-85-86
 Reed, Edward 1901
 Reed, John 1903-04-05
 Reilly, Ed 1974-75-76
 Reilly, John 1925-26-27-28
 Reynolds, P.J. 1909
 Riccardi, Andrew 1935
 Richter, greg 2002-03
 Riley, James 1947
 Riley, Joseph 1943
 Riopel, Albert 1921-22-23-24
 Rocheleau, Walter 1903
 Rojik, Chris 1994-95-96-97
 Rothstein, David 1990-91-92
 Ruggiero, Joseph 1940-41-42
 Runcie, James 1983-84
 Russell, Edwin 1929
 Ryan, David 1985
 Ryan, Thomas 1956-57-58

SSSSSSSS

Sanchez, Guillermo 2000-01-02
 Sankes, Josh 2000-01
 Santaniello, Richard 1954-55-56
 Sasso, Donald 1969-70
 Schnurr, James 1971-72-73
 Schoenrock, Paul 1931
 Scondras, James 1941-42
 Seaman, Thomas 1978-79-80-81
 Serravalle, Ryan 1999-00-01-02
 Shanahan, Henry 1926-28-30
 Shannon, James 1923-24-25
 Sharry, Joseph 1940
 Shea, Chris 1995-96-97-98
 Shea, Michael 1903
 Shea, Tim 1959-60-61
 Sheehan, Patrick 1901-02
 Shields, Francis 1902
 Simmons, Keith 2004-05-06-07
 Siudut, Ed 1967-68-69
 Slattery, David 1960-61-62
 Smiley, Mike 2002-03-04-05
 Soine, William 1945
 Spellane, Philip 1940
 Spitler, Chris 1998-99-00
 Spring, James 1903-04-05

Stacom, Kevin 1970
 Stazinski, Al 1966-67-68
 Steffins, Vincent 1922-23
 Stevens, John 1905-06-07-08
 Stevens, Jordan 2010
 Stokes, William 1930
 Stowers, James 1997-98-99-00
 Sullivan 1944-45
 Sullivan, John 1928-29
 Sullivan, John 1964-65-66
 Supronowicz, Walter 1951-52-53-54
 Swan, Ed 1941
 Sweeney, Patrick 1901
 Szatko, Tim 2000-01-02-03

TTTTTTTT

Taylor, Lou 1949-50
 Teixeira, Ron 1967
 Thomas, Torey 2004-05-06-07
 Thomson, Spencer 1960-61
 Thurman, Ed 1981-82
 Tinsley, Edmund 1945
 Tobin, Richard 1904
 Tropf, Glenn 1986-87-88-89
 Tucker, John 1923
 Tutwiler, Patrick 1994-95-96-97

VVVVVVVV

Vander Baan, Alex 2006-07-08-09
 Vaval, Victor 2006-07-08
 Venne, Buddy 1969-70-71
 Vicens, Michael 1975-76-77-78
 Viviano, Joseph 1986-87-88-89
 Voorhees, Russell 1922-23-24

WWWWWWW

Waddleton, George 1955-56-57
 Walker, Bill 1990-91-92-93
 Walsh, Alexander 1940
 Walsh, Michael 1921-22
 Walsh, William 1903
 Ware, Jason 2000
 Waters, Malik 1996-98-99
 Welch, William 1904
 Weedon, Earl 1988-89-90-91
 Wendelken, John 1963-64-65
 Westbrook, Larry 1982-83-84
 Whalen, John 1945-46
 Whearty, Patrick 1999-01-02-03
 Whelan, Jack 1958-59
 Whitby, George 1922
 Willard, Ralph 1966-67
 Williams, Glenn 1986-87-88-89
 Wilson, Brian 2000-01-02-03
 Wise, William 1924
 Witts, Garry 1978-79-80-81

YYYYYYYY

Young, Joe 2004
 Young, John 1991-92-93-94

ZZZZZZZZ

Zikos, Chris 1981-83

ALL-TIME RESULTS

1900-1901 (6-6)

Coach: None

Capt: Michael J. Lawlor

1/11	Millbury Inter.	A	L, 13-21
1/12	Century C.C.	H	W, 30-10
1/15	Harvard	H	L, 10-20
1/24	Cushing Acad.	H	L, 11-18
1/26	Greenwood C.C.	H	W, 32-3
1/30	M.I.T.	H	W, 16-6
2/8	Tufts	H	W, 30-4
2/12	Brown	H	W, 9-8
2/16	Brown	A	L, 10-29
2/21	Cambridgeport	A	L, 7-36
2/26	Millbury Inter.	H	W, 24-4
3/2	St. Jerome Temp.	A	L, 15-53

1901-1902 (4-5)

Coach: J. Fred Powers

Capt: John A. Quigley

12/5	Cambridgeport	A	L, 21-37
12/17	Dartmouth	H	W, 25-18
1/18	Brown	A	W, 36-33
1/21	Harvard	H	L, 33-44
1/25	Amherst	A	L, 31-45
1/30	Brown	H	W, 72-31
2/8	Dartmouth	A	L, 27-78
2/15	Trinity	A	L, 17-37
2/26	Williams	H	W, 28-17

1902-1903 (6-5)

Coach: J. Fred Powers

Capt: James Spring

12/18	Cambridgeport	A	L, 16-43
1/10	Boston Univ.	H	W, 33-4
1/14	Harvard	H	L, 9-10
1/20	Trinity	A	L, 11-14
1/28	Worcester Tech	H	W, 32-4
2/10	Yale	H	L, 10-26
2/17	Trinity	H	W, 37-19
2/21	Amherst	H	W, 15-10
2/28	Worcester Tech	H	W, 20-6
3/12	Dartmouth	H	W, 24-19
3/18	Amherst	A	L, 11-34

1903-1904 (10-2)

Coach: J. Fred Powers

Capt: John M. Reed

12/12	M.I.T.	H	L, 12-16
12/19	Worcester Tech	H	W, 16-10
1/12	Boston Univ.	H	W, 31-4
1/20	Brown	A	W, 11-7
1/23	Amherst	H	W, 49-20
1/26	Williston	A	L, 12-26
1/30	Harvard	H	W, 18-14
2/6	Yale	H	W, 20-11
2/13	Brown	H	W, 20-8
2/20	Amherst	A	W, 27-15
3/5	Worcester Tech	H	W, 17-9
3/10	Dartmouth	H	W, 9-6

1904-1905 (6-4)

Coach: J. Fred Powers

Capt: James Spring

12/14	M.I.T.	H	W, 36-11
12/19	Boston Univ.	H	W, 43-8
1/13	Pennsylvania	H	W, 40-18
1/21	Williams	A	L, 12-22
1/28	Yale	H	W, 22-14
2/11	Brown	H	W, 31-16
2/16	Harvard	H	W, 34-7
3/1	M.I.T.	A	L, 18-37
3/4	Brown	A	L, 15-20
3/16	Dartmouth	A	L, 14-28

1905-1906 (12-3)

Coach: J. Fred Powers

Capt: Edward Hagarty

12/16	Boston Univ.	H	W, 55-9
12/19	M.I.T.	H	W, 34-13
1/9	Boston College	A	W, 35-14
1/13	Dartmouth	H	L, 21-31
1/18	Trinity	H	W, 36-12
1/23	Dartmouth	A	L, 20-31
1/27	Brown	H	W, 29-20
1/31	Holy Name	A	W, 31-12
2/3	Harvard	A	L, 10-25
2/6	Worcester Tech	H	W, 24-13
2/10	Brown	A	W, 35-22
2/14	Boston College (ot)	H	W, 22-20
2/22	Trinity	A	W, 28-21
2/27	M.I.T.	A	W, 24-14
3/1	Maine	H	W, 35-13

1907-1908 (12-6)

Coach: J. Fred Powers

Capt: Thomas J. Faherty

12/11	Norwich	H	W, 35-12
1/8	Massachusetts	H	W, 51-4
1/13	Harvard	A	W, 20-16
1/16	Fordham	H	W, 36-21
1/18	Trinity	H	W, 23-10
1/23	Dartmouth (ot)	H	W, 25-23
1/29	Worcester Tech	H	W, 30-19
2/1	Andover	A	L, 21-30
2/5	Connecticut	H	W, 38-5
2/7	Norwich	A	L, 23-24
2/8	Dartmouth	A	L, 18-24
2/12	Harvard	H	W, 17-14
2/21	Massachusetts	A	W, 16-7
2/22	Fordham	A	L, 8-14
2/26	M.I.T. (3ot)	H	W, 26-18
2/29	Williams	A	L, 21-30
3/4	M.I.T.	A	L, 11-29
3/11	Worcester Tech	H	W, 35-10

1908-1909 (4-8)

Coach: J. Fred Powers

Capt: William J. Casey

1/9	Boston Univ.	H	W, 45-7
1/16	Massachusetts	H	W, 36-16
1/23	Rhode Island	H	W, 47-18
1/26	Tufts	H	L, 8-28
1/30	Wesleyan	A	L, 11-43
2/5	Pennsylvania	H	L, 22-40
2/10	Tufts	A	L, 12-18
2/13	Dartmouth	A	L, 17-25
2/16	M.I.T.	H	L, 7-9
2/18	Dartmouth	H	L, 23-27
2/27	Brown	A	L, 24-36
3/4	Worcester Tech	H	W, 29-11

1920-1921 (2-0)

Coach: William J. Casey

Capt: None

3/5	Boston College	A	W, 28-26
3/11	Boston College	H	W, 35-23

1921-1922 (14-3)

Coach: William J. Casey

Capt: Dennis McLaughlin

12/14	Providence	A	W, 56-10
12/16	Maine	H	W, 48-19
12/27	Crescent A.C.	A	L, 26-30
12/28	St. Francis (N.Y.)	A	W, 36-22
12/29	Brooklyn Coll.	A	W, 44-27
12/30	C.C.N.Y.	A	W, 29-27
1/6	Boston Univ.	H	W, 41-25
1/11	Yale	A	W, 31-24
1/13	Vermont	H	W, 40-16
1/20	Harvard	H	W, 40-22
1/21	Springfield	A	L, 22-25
2/1	St. Francis (N.Y.)	H	W, 37-33
2/3	Catholic	H	W, 38-31
2/8	Springfield	H	W, 50-25
2/17	Boston College	H	W, 61-35
3/8	Boston College	A	W, 26-16
3/11	Vermont	A	L, 20-25

1922-1923 (7-13)

Coach: William J. Casey

Capt: William Horan

12/15	Mass.-Pharmacy	H	W, 28-19
12/20	Fordham	H	W, 27-21
12/26	Crescent A.C.	A	L, 17-37
12/27	St. Francis (N.Y.)	A	L, 14-25
12/29	Brooklyn Coll.	A	W, 24-19
12/30	C.C.N.Y.	A	L, 24-43
1/5	Albany Law	A	L, 18-22
1/6	New Haven K of C	A	L, 23-33
1/13	Mass.-Pharmacy	A	W, 42-24
1/20	Boston College	A	L, 26-32
1/25	Clarkson (ot)	H	L, 33-38
1/27	Springfield	A	L, 19-37
2/1	St. Francis (N.Y.)	H	L, 28-34
2/3	Connecticut	A	L, 22-31

ALL-TIME RESULTS

2/7	Fordham	A	L, 26-37
2/10	M.I.T.	A	L, 23-37
2/14	Vermont	H	W, 23-22
3/3	Vermont	A	L, 23-46
3/6	Boston College	H	W, 35-26
3/8	Albany Law	H	W, 39-16

1923-1924 (5-9)

Coach: William J. Casey

Capt: Russell Vorhees

1/16	Northeastern	H	W, 47-21
1/19	C.C.N.Y.	A	L, 11-52
1/26	Fitchburg State	A	L, 14-22
1/31	St. John's	H	L, 32-45
2/1	Rensselaer	A	L, 22-39
2/6	Manhattan	H	L, 24-38
2/9	Boston College	N1	L, 19-21
2/13	Villanova	H	L, 28-30
2/16	Northeastern	A	W, 26-13
2/20	Vermont	H	L, 26-35
2/23	Mass.-Lowell	A	W, 27-21
2/27	Mass.-Lowell	H	W, 48-30
3/1	Vermont (ot)	A	L, 16-18
3/5	Boston College	H	W, 25-21

1924-1925 (10-5)

Coach: Ken Simendinger

Capt: James Shannon

1/14	St. John's	H	W, 29-26
1/17	Mass.-Lowell	A	W, 29-9
1/23	Amherst	H	W, 33-28
1/24	Boston Univ.	A	W, 31-19
1/28	Mass.-Lowell	H	W, 46-6
1/30	Manhattan	A	W, 34-26
1/31	Fordham	A	L, 16-23
2/5	Boston Univ.	H	W, 36-23
2/7	Boston College	N1	L, 19-23
2/11	Cathedral Coll.	H	W, 34-17
2/14	Tufts	A	L, 18-30
2/18	Clark	H	W, 48-23
2/21	Connecticut	A	L, 21-29
2/25	St. Francis (N.Y.)	H	W, 47-34
3/5	Boston College	H	L, 25-26

1925-1926 (8-9)

Coach: John M. Reed

Capt: Adrian Burke

1/8	Brown	A	L, 15-21
1/15	Fordham	H	L, 14-24
1/16	Harvard	A	L, 17-36
1/20	Tufts	H	W, 41-37
1/23	Mass.-Lowell	A	W, 34-23
1/26	Yale (2ot)	A	L, 25-30
1/29	Manhattan	A	L, 27-38
1/30	Brooklyn Law	A	W, 40-32
2/3	St. John's	H	W, 35-29
2/6	Massachusetts	A	L, 23-37
2/13	Boston Univ.	A	W, 42-28
2/20	St. John's	A	L, 32-33
2/22	Army	A	L, 27-41

2/24	Mass.-Lowell	H	W, 51-21
2/27	Fordham	A	L, 23-42
3/4	Norwich	H	W, 38-32
3/13	M.I.T.	A	W, 31-22

1926-1927 (7-6)

Coach: John M. Reed

Capt: Paul Kittredge

12/29	Vermont	N2	W, 35-29
12/30	Yale	A2	L, 15-28
1/14	Norwich	H	W, 43-26
1/20	Fordham	H	L, 29-33
1/22	Manhattan	H	W, 39-35
1/29	Amherst	A	L, 13-40
2/3	Williams	A	L, 22-30
2/5	St. John's	H	L, 25-28
2/9	Harvard	A	W, 36-24
2/16	Boston Univ.	H	W, 35-21
2/19	Fordham	A	L, 18-36
2/22	Connecticut	A	W, 30-19
2/26	Brown	H	W, 50-37

1927-1928 (13-6)

Coach: John M. Reed

Capt: John Reilly

12/28	New York U.	N2	L, 27-39
12/29	Vermont	N2	W, 44-32
1/10	Middlebury	H	W, 46-22
1/14	Dartmouth	A	W, 30-14
1/20	St. Bonaventure	H	W, 27-24
1/24	Connecticut	H	W, 36-27
1/27	Amherst	A	L, 21-26
1/28	Williams	A	W, 37-30
2/1	Fordham	H	L, 33-42
2/8	Harvard (2ot)	A	L, 45-51
2/11	Fordham	A	L, 18-24
2/17	Boston Univ.	H	W, 31-22
2/21	Vermont (ot)	H	W, 40-34
2/22	Connecticut	A	L, 33-46
2/25	Brown	H	W, 40-21
3/3	Vermont	A	W, 35-27
3/7	Tufts	A	W, 40-31
3/10	Boston Univ.	A	W, 40-20
3/14	Brown	A	W, 45-25

1928-1929 (10-7)

Coach: John M. Reed

Capt: John Morris

1/2	New York U.	N2	L, 14-25
1/3	Yale	A2	L, 20-34
1/12	Vermont	H	W, 24-20
1/16	Springfield	A	L, 27-37
1/19	Providence	H	L, 28-35
1/23	Brown	H	W, 41-14
1/31	Mass.-Lowell	H	W, 50-31
2/2	Providence	A	L, 21-35
2/6	Harvard	A	W, 35-25
2/8	Connecticut	H	W, 33-29
2/13	Connecticut	A	W, 23-21
2/16	St. Bonaventure	H	W, 40-37

2/20	Seton Hall	H	L, 32-48
2/23	Amherst	A	L, 38-39
2/27	Brown	A	W, 33-27
3/2	Vermont	A	W, 22-20
3/7	Springfield	H	W, 30-26

1929-1930 (12-7)

Coach: John M. Reed

Capt: Stuart Clancy

12/14	Arnold College	H	W, 33-25
1/1	Yale	A2	L, 20-28
1/2	New York U.	N2	L, 21-40
1/8	Northeastern	H	W, 48-33
1/11	Boston Univ.	H	W, 35-25
1/18	Providence	H	L, 33-34
1/24	St. John's	H	L, 32-41
2/1	Providence	A	L, 25-27
2/5	Connecticut	A	L, 27-33
2/8	Crimson Indies	H	L, 22-27
2/12	Harvard	A	W, 45-25
2/15	St. Bonaventure	H	W, 42-36
2/19	Seton Hall	H	W, 53-33
2/21	Vermont	H	W, 58-18
2/22	Connecticut	H	W, 42-23
3/1	Vermont	A	W, 25-17
3/5	Mass.-Lowell	H	W, 32-17
3/8	Boston Univ.	A	W, 23-20
3/15	Brown	A	W, 34-33

1930-1931 (10-6)

Coach: John M. Reed

Capt: Joseph Farrell

12/10	Arnold College	H	W, 59-33
12/13	Harvard	H	L, 22-35
12/19	Middlebury	H	W, 42-23
1/6	St. Michael's	H	W, 35-29
1/10	Providence	H	L, 31-38
1/17	Rutgers	H	W, 37-33
1/24	Crimson Indies	H	W, 48-28
2/7	Connecticut	H	W, 44-30
2/13	Yale	A	L, 20-47
2/18	Boston Univ.	A	L, 40-43
2/21	Providence	A	L, 19-36
2/24	Massachusetts	A	W, 32-31
2/25	Williams	A	L, 18-33
2/28	Seton Hall	H	W, 43-25
3/7	Boston Univ.	H	W, 53-26
3/14	Brown	A	W, 59-14

1934-1935 (3-12)

Coach: Albert D. Riopel

Capt: John Ostrowski

12/15	Alumni	H	W, 41-27
12/31	Notre Dame	N3	L, 19-45
1/5	Rhode Island	A	L, 34-51
1/12	Providence	A	L, 13-59
1/18	St. John's	H	L, 30-38
1/19	St. Anselm	A	W, 23-22
1/26	Rhode Island	H	L, 26-35
2/1	Long Island	A	L, 29-60

ALL-TIME RESULTS

2/2	Upsala	A	L, 25-27
2/14	Brown	A	L, 43-64
2/16	Fitchburg State	A	L, 30-37
2/19	Providence	H	L, 24-52
2/21	Pratt	A	L, 21-36
2/22	St. John's	A	L, 36-41
2/23	Montclair State	A	W, 38-36

1939-1940 (2-3)

Coach: Ed Krause

Capt: James O'Hare

2/3	Assumption	H	W, 50-29
2/6	Mass.-Lowell	A	L, 39-40
2/17	American Int'l	A	L, 36-43
3/2	Assumption	H	W, 44-29
3/5	Clark	H	L, 36-39

1940-1941 (4-7)

Coach: Ed Krause

Capt: Vincent Holland

12/17	Brown	A	L, 26-40
1/11	American Int'l	A	L, 36-41
1/15	Clark	H	L, 29-34
1/17	Providence	A	L, 47-58
2/1	Becker	H	L, 41-46
2/5	Dartmouth	A	L, 32-65
2/6	Vermont	A	L, 37-47
2/12	Amherst	A	W, 39-36
2/20	Mass.-Lowell	A	W, 47-33
2/22	Assumption	H	W, 38-26
2/23	B.C. Independents	A	W, 35-23

1941-1942 (5-4)

Coach: Ed Krause

Capt: Richard Hamilton

1/14	Clark	H	W, 55-39
1/24	Brown	A	W, 47-45
2/6	Fordham	A	L, 49-54
2/7	St. Peter's	A	W, 44-36
2/14	Amherst	A	W, 40-37
2/16	Rhode Island	A4	L, 56-62
2/21	Seton Hall	A	L, 38-51
2/25	Dartmouth	A	L, 44-58
3/3	Providence	A	W, 54-46

1942-1943 (1-5)

Coach: Albert D. Riopel

Capt: Stephen Murphy

1/5	Fordham	A	L, 44-62
1/16	Brown	A	L, 42-51
1/20	Seton Hall	A	L, 30-45
1/27	Dartmouth	A	L, 37-79
2/10	Clark	H	W, 51-41
2/24	Amherst	A	L, 33-45

1943-1944 (6-8)

Coach: Albert D. Riopel

Capt: George L. Connor

1/8	Harvard	A	W, 39-23
1/9	Narcus Brothers	H	L, 50-52

1/15	Yale	A	L, 45-49
1/22	Coast Guard	A	L, 30-33
1/23	Narcus Brothers	H	W, 50-45
1/29	Tufts	A	L, 40-50
1/30	Norton Company	H	W, 51-31
2/5	Brown	A	W, 40-37
2/6	Norton Company	H	L, 32-51
2/9	Worcester Tech	H	L, 47-55
2/12	Boston C.G.	A	W, 51-46
2/19	Camp Edwards	A	L, 51-54
3/4	Southbridge K of C	A	W, 59-34
3/11	Dartmouth	A	L, 34-59

1944-1945 (4-9)

Coach: Albert D. Riopel

Capt: Robert Hogarty

12/9	Temple	A	L, 38-54
12/16	Cushing Hospital	A	L, 41-57
12/23	DePauw	N5	W, 41-35
1/6	Brown	A	L, 62-77
1/13	Tufts	A	W, 57-51
1/20	Yale	A	L, 51-59
1/25	Valparaiso	N5	L, 51-64
1/27	Harvard	A	W, 61-36
1/31	Worcester Tech	H	W, 64-47
2/3	Dartmouth	A	L, 46-59
2/8	St. Francis (N.Y.)	N5	L, 48-52
2/10	Trinity (ot)	A	L, 54-55
2/17	Rensselaer	A	L, 45-73

1945-1946 (12-3)

Coach: Alvin Julian

Capt: None

12/8	C.C.N.Y.	A6	W, 45-35
12/13	Lowell Hospital	N7	W, 64-54
12/21	Dartmouth	N5	W, 60-44
1/10	Bowling Green	N5	W, 69-63
1/12	Harvard	A	W, 47-42
1/17	Boston College	N5	W, 70-39
1/19	Coast Guard	A	W, 36-31
1/24	Rhode Island	N5	L, 58-65
1/26	Tufts	A	W, 76-53
1/31	Temple	N5	W, 53-47
2/2	Brown	A	W, 57-51
2/7	Valparaiso	N5	L, 62-73
2/9	Yale	A	L, 45-58
2/14	Boston College	N5	W, 62-42
3/9	Merchant Marines	N8	W, 61-50

NCAA CHAMPIONS

1946-1947 (27-3)

Coach: Alvin Julian

Capt: Ken Haggerty, Joe Mullaney

12/10	Harvard	N5	W, 61-40
12/17	Boston Univ.	N3	W, 36-32
12/21	Dartmouth	N5	W, 45-34
12/28	Toledo	A	W, 42-39
12/30	N.C. State	N9	L, 42-58

1/2	Duquesne	A	L, 45-55
1/3	Wyoming	N10	L, 57-58
1/7	Toledo	N3	W, 64-56
1/11	Tufts	A	W, 71-29
1/14	Valparaiso	N5	W, 76-49
1/18	American Int'l	A	W, 84-43
1/21	Manhattan	N5	W, 58-49
1/25	Brown	A	W, 69-49
1/28	Canisius	N5	W, 47-36
2/1	Becker	N11	W, 64-45
2/4	Lafayette	N5	W, 50-40
2/5	Yale	A	W, 45-31
2/8	Seton Hall	A	W, 44-43
2/11	Colgate	N5	W, 67-39
2/15	Providence	A	W, 59-50
2/19	Dartmouth	A	W, 59-48
2/22	Rensselaer	A	W, 75-42
2/25	Boston College	N3	W, 90-48
2/28	Springfield	A	W, 66-45
3/3	Providence	N11	W, 93-66
3/13	St. Anselm	N11	W, 86-44
3/16	Central Conn.	N12	W, 58-52
3/20	Navy \$	N6	W, 55-47
3/22	C.C.N.Y. \$	N6	W, 60-45
3/25	Oklahoma \$	N6	W, 58-47

1947-1948 (26-4)

Coach: Alvin Julian

Capt: Robert T. Curran

12/4	Tufts	A	W, 65-36
12/9	Valparaiso	N5	W, 80-45
12/13	Eastern Conn.	A	W, 104-43
12/17	Columbia	A	L, 53-60
12/20	Dartmouth	N5	W, 75-61
12/30	N.C. State	N13	W, 56-52
1/2	St. Louis	A	L, 46-61
1/4	DePaul	A	L, 40-47
1/8	American Int'l	A	W, 76-49
1/10	St. Anselm	H	W, 107-61
1/13	Harvard	N5	W, 48-42
1/17	Brown	A	W, 67-41
1/20	Rhode Island	N5	W, 76-49
1/24	Yale	A	W, 56-44
2/3	Georgetown	N5	W, 70-51
2/7	Trinity	H	W, 74-44
2/10	Temple	N5	W, 71-44
2/14	Becker	H	W, 66-37
2/17	Boston College	N3	W, 45-34
2/20	Boston Univ.	N3	W, 62-36
2/24	Loyola (Ill.)	N3	W, 62-46
2/26	Dartmouth	A	W, 67-56
2/28	Boston College	H	W, 56-41
3/2	Brown	N5	W, 90-35
3/5	New York A.C.	A	W, 80-37
3/9	Colgate	N5	W, 65-62
3/15	Tufts	A	W, 72-42
3/18	Michigan \$	N6	W, 63-45
3/20	Kentucky \$	N6	L, 52-60
3/23	Kansas State \$	N6	W, 60-54

ALL-TIME RESULTS

1948-1949 (19-8)

Coach: Lester Sheary

Capt: George Kaftan, Dermott O'Connell

12/4	Tufts	A	W, 69-42
12/7	Rhode Island	N5	W, 65-48
12/11	Providence	A	W, 75-34
12/14	Bowling Green (ot)	N5	W, 72-68
12/16	Kentucky	N5	L, 48-51
12/29	St. Louis	N13	L, 52-61
12/30	Tulane	A13	L, 79-81
1/5	Harvard	N3	W, 64-48
1/8	La Salle	H	L, 61-63
1/11	Loyola (Ill.)	N5	W, 59-58
1/13	Dartmouth	A	L, 44-50
1/15	American Int'l	A	W, 73-38
1/18	(14) Manhattan	A6	W, 65-54
1/22	(14) Brown	A	W, 77-50
2/3	(19) Temple	N5	W, 59-50
2/5	(19) Boston Coll.	H	W, 46-39
2/8	(15) Colgate	N5	L, 66-74
2/11	(15) Rhode Island	A4	W, 52-42
2/15	Georgetown	N3	W, 74-56
2/16	Columbia	H	W, 55-49
2/19	Yale (20)	A	L, 52-60
2/21	Boston College	N3	W, 66-48
2/26	Boston Univ.	N3	W, 64-54
3/1	Brown	N5	L, 55-63
3/4	New York A.C.	A	W, 71-62
3/7	Dartmouth	N5	W, 76-41
3/17	Canisius	A	W, 66-56

1949-1950 (27-4)

Coach: Lester Sheary

Capt: Robert Cousy, Frank Oftring

12/3	American Int'l	A	W, 83-40
12/7	Trinity	H	W, 77-39
12/10	Fordham	H	W, 75-48
12/13	Dartmouth	N5	W, 85-53
12/17	New York U.	A6	W, 49-34
12/20	Kansas	N5	W, 57-53
12/27	Xavier	A	W, 54-51
12/28	Bowling Green	A10	W, 71-70
12/30	Syracuse	A	W, 71-58
1/4	Harvard	N3	W, 102-71
1/7	(6) Boston Coll.	H	W, 93-46
1/20	(5) Georgetown	H	W, 77-51
1/12	(5) St. Louis	N5	W, 69-55
1/17	(1) Providence	H	W, 84-56
1/31	(1) Springfield	A	W, 62-49
2/2	(1) Loyola (Ill.)	N5	W, 53-48
2/4	(1) Brown	H	W, 83-39
2/7	(1) Colgate	H	W, 108-76
2/9	(1) Rhode Island	N5	W, 74-69
2/11	(1) New York A.C.	H	W, 73-56
2/15	(1) Dartmouth	A	W, 67-50
2/17	(1) U.R.I. (ot)	A4	W, 70-62
2/21	(2) Boston Coll.	N3	W, 71-63
2/25	(2) Brown	A	W, 70-45
2/28	(3) Valparaiso	H	W, 84-52
3/3	(3) New York A.C.	A	W, 58-56

3/4	(3) Columbia	A	L, 54-61
3/8	(4) Yale	A	L, 62-66
3/18	(4) Fairfield	H	W, 89-41
3/23	(4) N.C. State (5) \$	N6	L, 74-87
3/25	(4) Ohio St. (2) \$	N6	L, 52-72

1950-1951 (20-5)

Coach: Lester Sheary

Capt: Walter J. Baird

12/9	American Int'l	A	W, 83-38
12/13	Harvard	H	W, 72-37
12/16	St. John's	A6	L, 49-51
12/19	Oklahoma (16)	N5	W, 53-50
12/21	Vanderbilt	N5	W, 64-62
12/27	St. Louis	A	L, 49-57
12/29	Bowling Green	A10	L, 67-68
1/6	Creighton	H	W, 67-47
1/9	Dartmouth	A	W, 67-52
1/13	Fordham	H	W, 75-63
1/16	Rhode Island	N5	W, 69-66
1/18	Springfield	A	W, 70-61
1/20	Trinity	A	W, 80-64
2/1	Loyola (Ill.)	N5	W, 81-56
2/3	Brown	H	W, 83-68
2/6	C.C.N.Y.	N5	L, 63-73
2/10	Colgate	H	W, 89-70
2/12	Bowling Green	N5	W, 82-65
2/16	Rhode Island	A14	W, 76-54
2/21	Boston College	H	W, 71-48
2/24	Brown	A	W, 70-63
2/27	Boston College	N5	W, 62-49
3/3	Providence	H	W, 70-53
3/6	Yale	A	L, 56-69
3/8	Dartmouth	H	W, 53-40

1951-1952 (24-4)

Coach: Lester Sheary

Capt: Jim Dilling

12/8	American Int'l	A	W, 61-40
12/11	Rhode Island	H	W, 67-64
12/15	Boston Univ.	H	W, 95-70
12/20	(17) N.Y.U. (11)	A6	L, 78-87
12/28	Arizona State	N15	W, 78-65
12/29	Boston Coll.	N15	W, 78-59
1/5	New York A.C.	H	W, 74-34
1/9	Trinity	A	W, 74-50
1/12	Brown	A	W, 100-31
1/15	(20) Providence	H	W, 106-77
1/17	(20) St. Louis (5) (ot)	N5	W, 66-65
1/19	(20) Tufts	A	W, 79-47
1/21	(20) Canisius	N5	L, 69-88
2/4	(17) Syracuse	N5	W, 80-75
2/7	Columbia (ot)	H	W, 85-80
2/9	Colgate	H	W, 68-51
2/12	(19) UConn	N3	W, 72-53
2/14	(19) Springfield	A	W, 81-61
2/16	(19) Boston Coll. (ot)	H	W, 80-74
2/21	(17) Dartmouth	H	W, 65-53
2/23	(17) Brown	H	W, 90-44
2/25	(17) St. John's	N5	W, 75-70

3/1	(17) Yale	A	W, 68-59
3/3	(17) Boston Coll.	N5	L, 61-64
3/6	(13) Dartmouth	A	W, 47-40
3/8	(13) Fordham	H	W, 62-58
3/10	(13) Seattle #	N6	W, 77-72
3/11	(13) Duquesne #	N6	L, 68-78

1952-1953 (20-6)

Coach: Lester Sheary

Capt: Earle Markey

12/9	Massachusetts	A	W, 76-40
12/13	Boston Univ.	H	W, 81-51
12/18	(8) Colby	H	W, 66-58
12/20	(8) St. John's	A6	W, 81-62
12/29	(4) No. Carolina	N16	W, 85-73
12/30	(6) N.C. State (11)	A16	L, 74-76
12/31	(6) Wake Forest	N16	L, 69-91
1/5	(6) Notre Dame (19)	N5	L, 71-73
1/7	(14) Connecticut	A	W, 71-67
1/10	(14) Providence	H	W, 95-73
1/13	(17) Dartmouth	A	L, 61-67
1/31	Columbia	H	W, 78-65
2/3	(17) Yale	A	W, 59-52
2/6	(17) Colgate	A	W, 64-54
2/7	(17) Syracuse	A	L, 78-86
2/10	Springfield	H	W, 87-76
2/11	Hamline	N5	W, 77-66
2/14	Brown	H	W, 88-74
2/16	Boston College	N3	W, 87-66
2/21	Brown	A	W, 84-68
2/24	Dartmouth	H	W, 99-50
2/28	Boston College	H	W, 87-60
3/2	Canisius	N5	W, 95-84
3/10	Navy (19) \$	N17	W, 87-76
3/13	Wake Forest (12) \$	N18	W, 79-71
3/14	LSU (7) \$	N18	L, 73-81

NIT CHAMPIONS

1953-1954 (26-2)

Coach: Lester Sheary

Capt: Togo Palazzi, Ron Perry

12/5	Tufts	H	W, 98-64
12/8	(19) UMass	H	W, 89-42
12/12	(19) Boston Univ.	H	W, 72-47
12/16	(14) Colgate	H	W, 101-63
12/19	(14) N.Y.U.	A6	W, 78-66
12/29	(12) DePaul	N13	W, 79-55
12/30	(12) LSU (18)	N13	W, 66-56
1/2	(12) Alabama	A19	W, 70-68
1/6	(7) A.I.C.	A	W, 91-62
1/9	(7) St. Anselm	H	W, 102-60
1/12	(6) Boston Coll.	H	W, 83-57
1/15	(5) Notre Dame	N5	L, 61-83
1/16	(5) Belmont Abbey	H	W, 103-63
1/19	(8) Dartmouth	H	W, 82-67
1/29	(7) Niagara (ot)	N5	W, 93-85
2/2	(10) Boston Coll.	N5	W, 82-77
2/5	(10) St. John's	N5	W, 78-58
2/9	(9) Springfield	A	W, 92-68
2/12	(9) Fordham	N5	W, 68-54

ALL-TIME RESULTS

2/15	(9) Yale	A	W, 87-57
2/17	(9) St. Michael's	H	W, 89-67
2/20	(9) Canisius	A	W, 88-76
2/24	(7) Dartmouth	A	W, 76-60
2/27	(7) Connecticut	H	L, 77-78
3/2	(13) Temple	N5	W, 85-73
3/9	(9) St. Francis (N.Y.) #	N6	W, 93-69
3/11	(9) W. Kentucky (4) #	N6	W, 75-69
3/13	(9) Duquesne (3) #	N6	W, 71-62

1954-1955 (19-7)

Coach: Lester Sheary

Capt: Joseph Early

12/4	Tufts	H	W, 71-40
12/7	(5) UMass	H	W, 85-64
12/11	(5) St. John's	A6	L, 73-93
12/15	(19) St. Anselm	A	W, 96-58
12/17	(19) Providence	H	W, 101-47
12/21	Boston College	N5	W, 95-42
12/29	Bradley	N13	W, 89-81
12/30	Notre Dame	N13	L, 69-74
1/8	Boston College	H	W, 102-63
1/10	Notre Dame (20)	N5	W, 93-57
1/13	Rhode Island	A	W, 99-64
1/15	Boston Univ.	H	W, 58-45
1/18	(16) A.I.C.	A	W, 84-73
2/1	(14) St. Francis (N.Y.)	H	W, 82-56
2/4	(14) Syracuse	A	L, 70-74
2/5	(14) Niagara (16)	N20	L, 68-72
2/8	Yale	A	W, 80-56
2/10	St. Michael's	H	W, 101-72
2/12	New York U.	H	W, 85-59
2/15	Dartmouth	A	L, 64-71
2/18	Fordham	A	L, 61-73
2/19	Temple	A	W, 66-54
2/23	Springfield	H	W, 84-71
2/26	Connecticut	A	W, 60-58
3/1	Dartmouth	H	W, 56-52
3/15	St. Francis (Pa.) #	N6	L, 64-68

1955-1956 (22-5)

Coach: Roy Leenig

Capt: Tom Heinsohn

12/3	St. Anselm	H	W, 80-55
12/6	(11) UMass	H	W, 88-76
12/10	(11) Yale	A	W, 99-84
12/14	(10) St. Michael's	H	W, 85-65
12/17	(10) N.Y.U.	A6	W, 85-50
12/19	(10) Alabama (5)	N5	L, 84-89
12/26	(7) Syracuse	N21	W, 87-74
12/28	(14) San Fran. (1)	N21	L, 51-67
12/30	(14) Duquesne	N21	W, 61-57
1/4	(14) Connecticut	A	W, 85-68
1/7	(14) Fordham	H	W, 59-53
1/10	(11) Rhode Island	H	W, 105-61
1/14	(11) Boston Univ.	H	W, 69-52
1/17	(12) Dartmouth	H	W, 81-67
1/20	(12) A.I.C.	H	W, 96-78
1/30	(11) Georgetown	H	W, 88-68
2/1	(14) Creighton	H	W, 97-60

2/3	(14) Niagara (ot)	N5	W, 77-76
2/8	(13) Syracuse	H	W, 100-85
2/11	(13) Dartmouth	A	L, 67-83
2/13	(13) Notre Dame	N5	W, 84-73
2/17	(16) Colgate	A	W, 86-73
2/18	(16) Canisius	A	L, 60-71
2/22	(17) Providence	A	W, 69-60
2/27	(17) UConn	N5	W, 103-81
3/1	(15) Boston Coll.	H	W, 111-75
3/14	(12) Temple (13) \$	N6	L, 72-74

1956-1957 (12-12)

Coach: Roy Leenig

Capt: George J. Waddleton

12/11	St. Anselm	H	W, 82-57
12/14	Amherst	H	L, 74-90
12/19	Fordham (ot)	A	L, 86-87
12/21	Syracuse	N5	L, 66-95
12/22	No. Carolina (3)	N5	L, 70-83
1/3	Massachusetts	H	W, 111-96
1/5	Dartmouth (2ot)	H	W, 66-64
1/8	Rhode Island	A	W, 72-66
1/12	Connecticut	A	L, 72-97
1/15	Quantico Marines	H	W, 83-76
1/18	Colgate	H	W, 81-73
2/2	Boston Univ.	H	W, 75-57
2/4	Notre Dame	N5	L, 82-99
2/8	Syracuse	A	L, 66-82
2/9	Niagara	A	W, 74-66
2/12	Yale	H	L, 82-91
2/16	St. Francis (N.Y.)	H	W, 99-86
2/19	Dartmouth	A	L, 69-73
2/21	Providence	H	W, 85-73
2/23	Boston College	H	W, 89-65
2/26	Connecticut	N5	L, 80-97
2/28	Canisius	H	L, 76-85
3/2	New York U.	H	W, 88-78
3/7	Assumption	H	L, 68-69

1957-1958 (16-9)

Coach: Roy Leenig

Capt: Joseph Hughes Jr.

12/7	St. Anselm	H	W, 74-51
12/11	Amherst	A	W, 55-52
12/14	Yale (ot)	A	L, 75-80
12/18	Dartmouth	H	L, 64-69
12/27	Brown	H22	W, 72-52
12/28	Dartmouth	H22	W, 77-72
1/4	Assumption	H	W, 72-64
1/9	American Int'l	H	W, 100-85
1/11	Connecticut	A	L, 68-77
1/15	Syracuse	H	W, 80-71
1/18	Dartmouth (19)	A	L, 78-84
2/1	Boston Univ.	H	W, 84-80
2/3	Pittsburgh	H	L, 72-79
2/6	New York U.	A6	W, 79-74
2/8	Seton Hall	A	W, 80-67
2/11	Niagara	H	L, 73-83
2/13	Quantico Marines	H	W, 71-65
2/15	St. Francis (N.Y.)	H	W, 88-60

2/18	Providence	A	W, 55-51
2/20	Massachusetts	H	L, 60-64
2/22	Boston College	H	L, 68-73
2/25	Connecticut (2ot)	H	W, 92-89
2/28	Notre Dame (8)	A	L, 58-86
3/1	Canisius	A	W, 71-68
3/4	Rhode Island	H	W, 74-69

1958-1959 (14-11)

Coach: Roy Leenig

Capt: John J. Whelan

12/4	Boston College	A	L, 63-72
12/10	Amherst	H	W, 65-43
12/13	Yale	A	W, 61-49
12/17	St. Anselm	H	W, 77-58
12/26	St. John's	A21	L, 65-77
12/27	Niagara	N21	W, 86-82
12/29	Syracuse	N21	L, 82-88
1/3	Dartmouth	H	W, 83-66
1/7	Rhode Island	A	W, 102-62
1/10	Connecticut	A	W, 74-50
1/14	Assumption	H	W, 80-47
1/16	Colgate	A	W, 72-64
1/17	Syracuse	A	L, 73-85
1/31	New York U.	H	L, 62-64
2/3	Massachusetts	H	W, 77-56
2/6	Pittsburgh	A	L, 71-83
2/7	West Virginia (10)	A	L, 90-96
2/9	Niagara	A	L, 70-85
2/12	American Int'l	H	W, 81-63
2/14	St. Francis (N.Y.)	H	W, 82-68
2/18	Boston Univ.	H	L, 57-75
2/21	Connecticut	H	L, 69-71
2/24	Dartmouth	A	L, 64-81
2/28	Providence	H	W, 67-59
3/4	Boston College	H	W, 82-71

1959-1960 (20-6)

Coach: Roy Leenig

Capt: Ralph Brandt

12/5	Fairfield	A	W, 72-53
12/9	St. Anselm	H	W, 85-69
12/12	Yale	A	W, 85-84
12/16	Amherst	A	W, 78-45
12/28	Wake Forest	N16	L, 71-80
12/29	N.C. State	A16	W, 63-61
12/30	Utah (4)	N16	L, 84-92
1/2	Dartmouth	H	W, 82-77
1/6	Massachusetts	H	W, 82-58
1/9	Connecticut	A	W, 52-49
1/13	Rhode Island	H	W, 77-65
1/16	Assumption	H	W, 92-60
1/30	Niagara	H	W, 97-71
2/3	Thomas More	H	W, 99-78
2/6	Boston College	H	W, 80-68
2/9	(16) Dartmouth	A	W, 72-71
2/12	(16) Seton Hall	H	W, 92-78
2/16	(13) Boston Univ.	A	W, 83-76
2/18	(13) N.Y.U.	A6	L, 60-74
2/20	(13) Connecticut	H	W, 98-66

ALL-TIME RESULTS

2/23	(17) Providence (15)	A	L, 68-80
2/26	(17) Syracuse	A	L, 80-85
2/27	(17) Canisius	A	W, 72-69
3/2	(20) Boston Coll.	A	W, 86-78
3/5	(20) Colgate	H	W, 101-78
3/12	(16) St. Bona. (9) #	N6	L, 81-94

1960-1961 (22-5)

Coach: Roy Leenig

Capt: George R. Blaney, John T. Shea

12/3	Harvard	H	W, 79-66
12/7	St. Anselm	H	W, 74-48
12/10	Yale	A	W, 52-51
12/14	Boston Univ.	H	W, 83-51
12/16	New York U.	A6	L, 65-79
12/28	Tennessee	N23	W, 68-67
12/29	Miami (Fla.)	A23	L, 71-77
1/5	Massachusetts	A	W, 63-58
1/7	Connecticut	H	W, 103-85
1/10	Boston College	A	L, 78-79
1/14	Assumption	H	W, 66-63
1/18	Dartmouth	H	W, 94-64
1/28	Amherst	H	W, 86-61
2/3	Niagara	A	L, 73-86
2/4	Syracuse	N24	W, 100-71
2/8	Dartmouth	A	W, 106-95
2/11	Quantico Marines	H	W, 98-87
2/15	Rhode Island	A	W, 96-72
2/18	Connecticut	A	W, 98-89
2/23	Fairfield	H	W, 122-94
2/25	Boston Univ.	A	W, 78-76
3/1	Boston College	H	W, 87-75
3/4	Providence	H	W, 77-72
3/16	Detroit #	N6	W, 86-82
3/17	Memphis #	N6	W, 81-69
3/23	Providence (ot) #	N6	L, 83-90
3/25	Dayton #	N6	W, 85-76

1961-1962 (20-6)

Coach: Frank Oftring

Capt: John Foley, Dave Slattery

12/6	Rhode Island	H	W, 85-57
12/9	Yale	H	L, 71-73
12/13	St. Anselm	H	W, 106-79
12/16	American Int'l	A	W, 76-50
12/26	Pennsylvania	N25	L, 64-73
12/28	Penn State	N25	W, 79-66
12/30	Wyoming	N25	W, 83-69
1/4	Dartmouth	A	W, 80-48
1/6	Connecticut	A	W, 79-70
1/10	Massachusetts	H	W, 98-58
1/13	Assumption	H	W, 55-43
1/20	Amherst	A	W, 78-68
1/27	Niagara	H	W, 83-80
1/30	Dartmouth	H	W, 92-61
2/3	Boston College	H	L, 77-82
2/7	Seton Hall	H	W, 111-84
2/10	Syracuse	H	W, 76-67
2/15	St. Francis (N.Y.)	H	W, 85-51

2/17	Connecticut	H	W, 103-64
2/22	New York U.	A6	L, 80-84
2/24	Boston Univ.	H	W, 97-66
2/27	Boston College	A	W, 86-75
3/3	Providence	A	L, 71-92
3/6	Fordham	H	W, 98-73
3/17	Colorado St. #	N6	W, 72-71
3/20	St. John's #	A6	L, 74-80

1962-1963 (16-9)

Coach: Frank Oftring

Capt: Robert Foley, Pete O'Connor

12/5	American Int'l	H	W, 84-66
12/8	Yale	A	L, 46-47
12/12	Harvard	A	W, 83-64
12/15	St. Michael's	H	W, 60-51
12/18	St. Anselm	H	W, 85-64
12/26	St. Bonaventure	N21	L, 68-82
12/28	Boston Coll.	N21	L, 66-79
1/5	Connecticut	H	W, 74-50
1/10	Massachusetts	A	W, 68-61
1/12	Assumption	H	W, 50-46
1/16	Amherst	H	W, 76-59
1/19	Dartmouth	A	W, 93-75
1/25	Pittsburgh	H	W, 77-65
1/29	Dartmouth	H	W, 87-70
2/2	Boston College	H	W, 74-61
2/6	Rhode Island	A	W, 80-69
2/8	Villanova	A	W, 77-62
2/10	Georgetown	A	L, 84-85
2/14	New York U.	A6	L, 71-102
2/16	Connecticut	A	L, 75-85
2/20	Springfield	H	L, 72-74
2/23	Boston Univ.	A	W, 72-67
2/26	Boston College	A	W, 64-59
3/2	Providence	H	L, 67-85
3/9	Fordham	A	L, 57-59

1963-1964 (15-8)

Coach: Frank Oftring

Capt: Pat Gallagher, Joe Kelly

12/3	St. Michael's	H	W, 87-69
12/7	Seton Hall	A	L, 63-65
12/11	St. Anselm	H	W, 91-75
12/14	Yale	A	L, 68-83
12/17	Massachusetts	H	W, 95-79
12/27	Detroit	A26	L, 83-99
12/28	W. Michigan	N26	W, 91-82
1/4	Dartmouth	H	W, 82-58
1/9	Rhode Island	H	L, 77-80
1/11	American Int'l	H	W, 82-59
1/25	Dartmouth	A	L, 66-67
1/29	Boston U. (4ot)	H	W, 97-95
2/1	Boston College	H	W, 99-71
2/6	New York U.	A6	L, 83-103
2/8	Assumption	H	W, 75-67
2/11	Springfield	A	W, 86-71
2/15	Connecticut	A	W, 62-57
2/19	Connecticut	H	W, 60-56

2/22	Georgetown	H	W, 95-77
2/25	Boston College	A	W, 88-84
2/29	Providence	A	L, 77-86
3/4	St. John's	A	L, 78-83
3/7	Fairfield	H	W, 93-82

1964-1965 (13-10)

Coach: Frank Oftring

Capt: Lloyd Hinchey, John Wendelken

12/5	American Int'l	H	W, 89-50
12/8	St. John's (10)	H	L, 74-77
12/12	Yale	A	W, 68-66
12/17	Fairfield	H	W, 92-89
12/19	St. Michael's	H	W, 99-75
12/26	St. Joseph's	N25	L, 63-82
12/28	New York U.	N25	L, 76-87
1/5	Connecticut	A	W, 77-62
1/7	Rhode Island	A	L, 75-98
1/9	Boston Univ.	A	W, 86-66
1/15	Dartmouth	H	W, 93-74
1/27	Springfield	H	W, 100-87
1/30	Amherst	H	W, 99-62
2/2	Dartmouth	A	W, 81-71
2/6	Assumption	A	W, 95-74
2/10	New York U.	A6	L, 73-84
2/13	Connecticut	H	L, 76-87
2/18	Massachusetts	A	W, 100-84
2/20	Boston College	H	L, 94-95
2/24	St. Anselm	H	W, 80-69
2/27	Providence (4)	H	L, 64-75
3/4	Boston College	A	L, 89-111
3/6	Fordham	H	L, 65-79

1965-1966 (10-13)

Coach: Jack Donohue

Capt: Richard J. Murphy

12/4	Harvard	H	L, 67-76
12/8	St. Michael's	H	W, 56-52
12/11	Yale	H	L, 62-63
12/14	Massachusetts	A	L, 74-92
12/16	Dartmouth	H	W, 70-55
12/18	Fordham	A	L, 67-74
12/30	Canisius	N27	W, 86-76
1/1	Drake	N27	L, 52-65
1/5	Connecticut	A	W, 73-72
1/8	Fairfield	A	L, 61-82
1/13	St. Anselm	H	L, 60-67
1/26	Springfield	A	L, 63-67
1/29	Dartmouth	A	W, 58-56
2/2	Boston Univ.	H	W, 92-68
2/5	Boston College	A	L, 68-98
2/9	Manhattan	A6	W, 68-66
2/12	Connecticut	H	W, 73-70
2/15	Rhode Island	H	L, 68-84
2/19	Assumption	H	W, 79-65
2/24	Massachusetts	H	L, 79-85
2/26	Providence (9)	A	L, 72-81
3/1	St. John's	A	W, 63-60
3/5	Boston College	H	L, 83-87

ALL-TIME RESULTS

1966-1967 (16-9)

Coach: Jack Donohue

Capt: Ralph D. Willard

12/3	Dartmouth	A	W, 72-55
12/8	St. John's	H	L, 60-77
12/10	Yale	A	L, 73-90
12/17	Army	A	L, 44-65
12/27	W. Kentucky (ot)	N23	L, 84-90
12/28	Pennsylvania (ot)	N23	W, 89-84
1/4	Connecticut (ot)	A	W, 74-69
1/7	Fairfield	H	L, 68-72
1/10	Rhode Island	A	W, 74-66
1/14	Navy	A	W, 58-56
1/21	Springfield	H	W, 70-64
1/25	Dartmouth	H	W, 75-54
1/27	Colgate	A	W, 87-67
1/28	Syracuse	A	L, 81-91
2/1	Boston Univ.	H	W, 115-60
2/4	St. Anselm	H	W, 88-69
2/6	Boston College	A	L, 74-92
2/8	Massachusetts	H	W, 78-65
2/11	New York U.	H	W, 92-85
2/15	Massachusetts	A	W, 64-54
2/18	Assumption	A	W, 64-62
2/22	Fordham	A	W, 73-63
2/25	Providence	H	L, 75-88
3/1	Connecticut	H	W, 70-61
3/4	Boston Coll. (10)	H	L, 71-76

1967-1968 (15-8)

Coach: Jack Donohue

Capt: Keith J. Hochstein

12/7	Dartmouth (ot)	A	W, 73-70
12/9	Yale	A	L, 55-78
12/21	American	A	W, 81-57
12/22	Georgetown	A	L, 59-93
12/29	Cornell	N28	L, 71-77
12/30	Navy	N28	W, 86-77
1/3	Connecticut	H	W, 83-77
1/6	Fairfield	N29	L, 63-65
1/9	St. Anselm	H	W, 90-69
1/17	Massachusetts	H	L, 65-71
1/20	Springfield	A	W, 96-81
1/24	Colgate	H	W, 98-81
1/26	UCLA (2)	N6	L, 67-90
1/30	Boston Univ.	A	W, 71-66
2/3	Boston College	A	W, 89-82
2/7	Fordham	H	W, 85-76
2/10	Syracuse	H	W, 95-79
2/14	Massachusetts	A	W, 70-69
2/17	Assumption	H	W, 91-77
2/22	Connecticut (ot)	A	W, 86-85
2/24	Providence	A	W, 64-62
2/27	St. John's	A	L, 67-83
3/2	Boston College	H	L, 87-90

1968-1969 (16-8)

Coach: Jack Donohue

Capt: Gerald Foley, Edward F. Siudut

12/7	Yale	A	W, 67-66
12/16	Northeastern	H	W, 67-60
12/21	Connecticut	A	W, 67-63
12/27	Princeton	N21	L, 55-67
12/28	Providence	N21	W, 78-66
12/30	Villanova (5)	N21	L, 65-70
1/4	Fairfield	H	W, 102-79
1/7	Rhode Island	H	W, 82-61
1/9	Georgetown	H	W, 73-67
1/11	Fordham	A	L, 59-61
1/18	Springfield	H	W, 80-78
1/21	Dartmouth	H	W, 86-62
1/24	Colgate	A	W, 49-40
1/25	Syracuse	A	W, 88-80
1/28	Boston Univ.	H	W, 101-88
2/1	Boston College	A	L, 69-77
2/3	Catholic	H	W, 81-75
2/6	Seton Hall	A	W, 74-67
2/9	Duquesne (15)	A	L, 80-98
2/11	Massachusetts	H	W, 97-68
2/15	Assumption	A	W, 77-72
2/22	Providence	H	L, 69-82
2/25	St. John's (7)	H	L, 57-71
3/1	Boston Coll. (20)	H	L, 74-80

1969-1970 (16-9)

Coach: Jack Donohue

Capt: Tony Barclay, Jack Lahey

12/1	Stonehill	H	W, 104-84
12/4	St. Michael's	H	W, 103-81
12/11	Columbia	A6	L, 68-92
12/13	Yale	H	W, 88-85
12/18	Northeastern	A	W, 78-76
12/20	Connecticut	H	W, 122-104
12/29	Davidson (9)	A30	L, 76-90
12/30	Providence	N30	W, 72-68
1/2	Georgetown	A	L, 75-76
1/3	Catholic	A	W, 78-66
1/7	Rhode Island (ot)	A	L, 87-88
1/10	Fordham (ot)	H	W, 89-85
1/17	Syracuse	H	W, 104-89
1/21	Colgate	H	W, 96-90
1/24	Assumption	H	W, 95-72
1/28	Springfield	A	W, 89-88
1/31	Boston College	A	W, 72-70
2/4	Duquesne	H	L, 72-82
2/7	Seton Hall	H	W, 107-102
2/10	Massachusetts	A	L, 66-83
2/13	Fairfield	N29	W, 69-54
2/16	Boston Univ.	A	W, 84-80
2/21	Providence	A	L, 67-84
2/24	St. John's	A	L, 62-75
2/28	Boston College	H	L, 73-86

1970-1971 (18-8)

Coach: Jack Donohue

Capt: John E. Adams, Robert Kissane

12/1	Stonehill	H	W, 98-76
12/3	St. Michael's	H	W, 138-68
12/5	Seton Hall	A	W, 59-49
12/12	Yale	H	W, 92-65
12/18	Mississippi	N31	L, 93-99
12/19	Iowa State	N31	W, 80-64
12/26	St. John's (19) (ot)	A21	L, 74-75
12/28	St. Peter's	N21	W, 103-88
12/30	Cornell	N21	W, 84-54
1/6	Syracuse	A	W, 94-83
1/7	Colgate	A	W, 87-64
1/9	Fordham (18)	A	L, 78-102
1/16	Boston College	A	W, 75-73
1/20	Springfield	H	W, 74-63
1/23	Assumption	A	L, 72-95
1/27	Dartmouth	A	W, 81-75
2/2	Massachusetts	H	L, 58-60
2/6	Boston Univ.	A	W, 88-68
2/9	Rhode Island	H	W, 110-73
2/13	Fairfield	H	W, 81-70
2/15	Connecticut	A	W, 103-78
2/20	Providence	H	L, 75-81
2/22	Catholic	H	W, 82-71
2/24	Georgetown	H	W, 109-72
2/27	Boston College	H	L, 59-69
3/2	St. John's	H	L, 74-89

1971-1972 (15-11)

Coach: Jack Donohue

Capt: Stan Grayson, Buddy Venne

12/1	Stonehill	H	W, 100-75
12/4	Temple	A	W, 69-68
12/8	UMass (2ot)	A	L, 82-93
12/11	Yale (ot)	A	W, 94-90
12/15	Harvard	H	L, 87-96
12/18	Connecticut	H	W, 96-77
12/22	Maryland (15)	N32	L, 79-102
12/29	Clemson	N33	L, 49-67
12/30	Furman	A33	W, 104-88
1/5	Syracuse	H	W, 99-93
1/8	Fordham	H	W, 71-68
1/15	Boston College	A	L, 70-71
1/19	Colgate	H	W, 80-78
1/22	Assumption	H	W, 113-83
1/26	Springfield	A	W, 76-71
1/29	Georgetown	A	W, 85-83
2/1	Boston Univ.	H	L, 64-65
2/5	Seton Hall	H	W, 81-79
2/8	Rhode Island	A	L, 86-93
2/12	La Salle	H	W, 85-79
2/15	Dartmouth	H	W, 84-83
2/19	Providence (13)	A	L, 68-104
2/22	St. John's	A	W, 76-73
2/26	Boston College	H	L, 77-90
3/4	Fairfield	A	L, 82-86
3/9	Rutgers	N6	L, 75-98

ALL-TIME RESULTS

1972-1973 (9-17)

Coach: George Blaney

Capt: Gene Doyle, Bruce Greutz,

James Schnurr

12/2	Dartmouth	A	L, 72-76
12/4	St. Michael's	H	W, 104-71
12/6	Connecticut	A	W, 96-90
12/9	Yale	H	W, 94-88
12/15	Missouri (12)	N34	L, 65-88
12/16	Syracuse	N34	L, 76-84
12/19	Harvard	A	L, 80-91
12/29	Arizona State	N28	L, 64-81
12/30	Rochester	A28	W, 88-81
1/2	Syracuse	A	L, 71-80
1/3	Colgate	A	L, 68-81
1/6	Fordham	A	L, 60-62
1/10	New Hampshire	H	W, 78-60
1/13	Boston College	A	W, 82-71
1/17	Assumption	A	W, 81-76
1/20	Georgetown	H	W, 116-100
1/24	Boston Univ.	H	L, 66-75
1/27	Temple	H	L, 65-79
1/30	Massachusetts	N35	L, 71-78
2/10	Fairfield	H	L, 82-85
2/15	Providence (8)	H	L, 75-94
2/17	Seton Hall	A	L, 80-84
2/20	New Hampshire	A	L, 67-71
2/24	Boston College	H	L, 86-95
2/27	St. John's (17)	H	L, 90-108
3/3	Rhode Island	H	W, 119-117

1973-1974 (8-18)

Coach: George Blaney

Capt: John Budris, Malcolm Moulton

11/30	Dartmouth	H	W, 81-70
12/3	Stonehill	A	W, 86-80
12/5	Connecticut	A	W, 91-85
12/8	Yale	A	L, 92-102
12/13	Massachusetts	H	L, 70-75
12/15	La Salle	H	L, 80-94
12/18	Harvard	H	L, 89-97
12/29	Maryland (2)	A36	L, 75-102
12/30	Michigan St.	N36	L, 85-97
1/5	Fordham	H	L, 69-79
1/12	Army	A	W, 58-42
1/18	Cornell	H	W, 78-73
1/19	Boston College	A	L, 62-85
1/22	Rhode Island	A	L, 70-91
1/24	Assumption	H	L, 81-88
1/26	Georgetown	A	W, 73-70
1/30	Connecticut	H	L, 68-71
2/2	Seton Hall	H	L, 64-75
2/6	St. Peter's	H	W, 112-91
2/13	Providence (11)	A37	L, 87-105
2/16	Syracuse	H	L, 87-106
2/20	New Hampshire	H	L, 67-68
2/23	Boston College	H	W, 79-76
2/26	St. John's	A	L, 72-98
2/28	Boston Univ.	A	L, 79-89
3/2	Fairfield	A	L, 75-95

1974-1975 (20-8)

Coach: George Blaney

Capt: Doug Downey, Dave Holland

12/3	St. Anselm	H	W, 102-71
12/5	Dartmouth	A	W, 94-70
12/7	Yale	H	W, 77-65
12/10	Massachusetts	A	W, 68-62
12/14	La Salle	A17	L, 65-89
12/20	Iona	H	W, 87-46
12/26	Providence (12)	N38	L, 75-76
12/27	Brown	N38	W, 92-71
12/28	Assumption	N38	W, 107-88
1/8	Assumption	A	W, 80-74
1/11	Fordham	A	W, 74-66
1/18	Boston College	A	W, 77-70
1/20	Notre Dame	A	L, 91-96
1/23	Boston Univ.	H	W, 96-83
1/25	Georgetown	H	W, 108-86
1/30	Manhattan	N39	W, 76-74
2/1	Seton Hall	N39	W, 73-71
2/8	Rochester	H	W, 96-53
2/13	Providence	H	W, 69-68
2/15	Seton Hall (ot)	H	L, 79-84
2/20	New Hampshire	A	W, 96-85
2/22	Boston College	H	L, 77-87
2/25	St. John's	H	L, 65-72
3/1	Army	H	W, 89-73
3/4	Connecticut	A	W, 81-69
3/6	Providence !	N35	W, 62-55
3/8	Boston Coll. !	N35	L, 55-69
3/16	Princeton #	N6	L, 63-84

1975-1976 (22-10)

Coach: George Blaney

Capt: Bill Doran, Marty Halsey

12/1	Loyola (Md.)	H	W, 94-85
12/3	Dartmouth	H	W, 75-60
12/5	Kansas St. (18)	N40	L, 85-89
12/6	Vanderbilt	A40	L, 91-106
12/9	Iona	H	W, 89-80
12/13	St. Anselm	H	W, 75-60
12/20	Massachusetts	H	W, 86-78
12/27	Iowa	N41	L, 75-98
12/29	Cincinnati (6)	N41	W, 66-65
12/30	St. Peter's	N41	W, 67-55
1/5	Fordham	H	W, 75-56
1/7	Assumption	H	W, 84-72
1/16	Lehigh	H	W, 84-60
1/17	Boston College	H	W, 84-83
1/20	Yale (ot)	A	W, 61-57
1/22	Fairfield	H	W, 89-78
1/24	Rochester	A	W, 99-86
1/28	Connecticut	H	L, 69-73
1/31	Georgetown	A	L, 74-95
2/4	St. Peter's	A	L, 73-85
2/7	Providence	A37	L, 85-103
2/11	New Hampshire	H	W, 71-70
2/14	Seton Hall	H	W, 86-69
2/16	Army	A	W, 85-81
2/19	Boston Univ.	A	W, 100-80

2/23	St. John's (16)	A	L, 60-71
2/26	Northeastern	H	W, 82-79
2/28	Boston College	A	W, 82-77
3/4	Providence !	N35	L, 61-64
3/6	UMass !	N35	W, 88-75
3/13	St. Peter's #	N6	W, 84-77
3/15	N.C. State #	N6	L, 68-78

1976-1977 (23-6)

Coach: George Blaney

Capt: Bill Doran, Kevin McAuley

12/1	Dartmouth	A	W, 75-57
12/4	Vermont	H	W, 96-85
12/6	Buffalo	H	W, 123-89
12/11	UMass (ot)	N42	W, 92-85
12/12	Providence	N42	W, 67-65
12/18	Harvard	A	W, 86-68
12/21	Iona	A	W, 95-79
12/29	Michigan St.	N43	W, 70-61
12/30	Florida	N43	L, 85-101
1/5	Assumption	H	W, 109-73
1/8	Fordham	A	W, 83-74
1/11	Yale	H	W, 84-71
1/13	Canisius	H	W, 113-64
1/18	Georgetown	H	L, 65-69
1/22	Boston College	A	W, 90-84
1/26	Manhattan	N39	W, 82-64
1/29	Seton Hall	N39	W, 82-77
2/1	New Hampshire	A	W, 89-78
2/4	Colgate	H	W, 114-82
2/5	St. Peter's	H	W, 90-88
2/9	Notre Dame	A	L, 73-91
2/12	Boston College	H	W, 112-92
2/16	Connecticut	A	L, 85-89
2/19	Army (ot)	H	W, 81-77
2/24	Boston Univ.	H	W, 111-89
2/28	St. John's	H	L, 61-62
3/3	Connecticut !	N44	W, 89-77
3/5	Providence (8) !	N44	W, 68-67
3/13	Michigan (1) \$	N45	L, 81-92

1977-1978 (20-7)

Coach: George Blaney

Capt: Chris Potter, Michael Vicens

11/29	(17) St. Anselm	H	W, 86-67
12/1	(17) Dartmouth	H	W, 93-79
12/4	(17) Duquesne	H	W, 86-76
12/7	(15) Iona	H	W, 105-83
12/10	(15) Yale	A	W, 67-62
12/20	(12) Harvard	H	W, 101-72
12/27	(16) Georgetown	N21	L, 65-79
12/29	(16) Princeton	N21	W, 61-59
1/6	(13) Fordham	H	W, 100-65
1/8	(13) Army	A	W, 78-76
1/11	(14) Assumption	H	W, 97-90
1/14	(14) St. Peter's	A	W, 104-65
1/18	Providence (12)	A37	L, 64-90
1/21	Fairfield	A	L, 103-123
1/24	Boston College	H	W, 82-76
1/27	Connecticut	N42	W, 76-63

ALL-TIME RESULTS

1/28	Massachusetts	N42	W, 78-63
1/31	Brown	A	W, 91-70
2/2	Massachusetts	H	L, 76-77
2/4	Hofstra	H	W, 100-88
2/14	Boston Univ.	H	W, 114-76
2/16	New Hampshire	H	W, 98-69
2/18	Seton Hall	A	L, 74-76
2/19	King's College	H	W, 96-83
2/25	Georgetown (18)	A	L, 61-77
2/27	Boston Coll. (ot)	A	W, 99-98
3/2	Providence (18) !	A37	L, 67-71

1978-1979 (17-11)

Coach: George Blaney

Capt: John O'Connor

11/30	Dartmouth	A	L, 71-76
12/3	Florida Southern	H	W, 97-79
12/7	Boston Univ.	H	W, 72-65
12/9	Yale (ot)	H	W, 85-79
12/16	Cincinnati	N5	W, 110-88
12/19	Fordham	A	W, 81-54
12/22	Massachusetts	N35	W, 77-57
12/29	Southern Cal	N36	L, 60-78
12/30	St. Joseph's	N36	L, 58-62
1/6	St. Peter's	H	L, 81-92
1/9	Harvard	A	W, 90-73
1/11	Assumption	H	W, 113-89
1/13	Canisius (ot)	A20	W, 94-92
1/16	Fairfield	H	W, 76-73
1/20	Boston Coll. (2ot)	A	L, 87-89
1/22	Hofstra	A46	W, 64-62
1/26	UConn (ot)	N42	L, 102-109
1/27	Massachusetts	N42	W, 78-74
2/3	Army	H	W, 66-65
2/7	Iona	N6	L, 62-64
2/10	Boston College	H	W, 98-96
2/13	St. John's	A	L, 66-82
2/15	New Hampshire	A	W, 73-58
2/17	Seton Hall (ot)	H	W, 77-70
2/20	Providence	H	W, 75-65
2/24	Georgetown (17) (2ot)	H	L, 54-63
3/1	Rhode Island !	N37	L, 71-75
3/8	Dayton #	A	L, 81-105

1979-1980 (19-11)

Coach: George Blaney

Capt: Ronnie Perry

12/2	Catholic	H	W, 57-48
12/4	St. Peter's	A	L, 62-73
12/8	Yale	A	W, 97-87
12/15	Ohio State (3)	H	L, 63-79
12/18	Harvard	H	L, 80-81
12/22	Canisius	H	W, 89-79
12/28	Assumption	H47	W, 112-84
12/29	Hofstra	H47	W, 97-84
1/5	St. Francis (N.Y.)	H	W, 79-53
1/9	Florida Southern	A	L, 81-83
1/12	Providence	A37	W, 59-57
1/14	Duquesne	A	L, 88-103

1/16	Vermont	A	W, 76-71
1/19	Rhode Island	N5	W, 76-73
1/22	Fairfield	N29	W, 59-57
1/26	Iona	H	L, 67-82
1/29	Dartmouth	H	W, 101-69
2/1	Massachusetts	N42	W, 84-73
2/2	Boston Coll.	N42	L, 83-92
2/4	Manhattan	A	W, 75-59
2/7	New Hampshire	H	W, 97-86
2/9	Boston College	A	W, 72-69
2/16	Seton Hall	A	L, 75-77
2/20	Connecticut	H	L, 70-88
2/21	Fordham	H	W, 83-72
2/23	Georgetown	A	L, 78-105
2/26	Vermont !	H	W, 90-74
2/28	Maine !	N48	W, 73-67
3/1	Boston Univ. !	N48	W, 81-75
3/7	Iona (19) \$	N37	L, 78-84

1980-1981 (20-10)

Coach: George Blaney

Capt: Dave Mulquin, Garry Witts

11/28	Yale	H	W, 99-69
12/3	Navy	H	W, 82-71
12/5	Assumption	H47	W, 93-78
12/6	So. Alabama	H47	L, 53-77
12/11	Harvard	A	W, 72-46
12/20	Cincinnati	A	W, 69-58
12/22	Davidson	H	W, 96-79
12/29	UNLV	A49	L, 75-92
12/30	Portland	N49	L, 70-73
1/6	Xavier	H	W, 112-93
1/8	Connecticut	A	L, 57-66
1/14	Bentley	H	W, 99-71
1/17	Iona (ot)	A	L, 56-57
1/20	St. Peter's	H	W, 55-47
1/26	Dartmouth	A	W, 70-58
1/28	Manhattan	H	W, 82-70
1/30	Massachusetts	N50	W, 75-50
1/31	Boston Coll.	N50	L, 43-48
2/3	Army	A	W, 68-60
2/7	Rhode Island	A37	L, 59-66
2/12	New Hampshire	A	W, 87-84
2/14	Boston College	H	W, 86-74
2/19	Fairfield	N6	W, 61-49
2/21	Fordham	A	L, 59-66
2/25	Hofstra	A	W, 73-63
2/28	Providence	H	W, 67-58
3/5	Maine !	N51	W, 63-54
3/7	Northeastern (ot) !	A	L, 79-81
3/12	So. Mississippi #	A	W, 56-54
3/16	Syracuse #	A	L, 57-77

1981-1982 (16-11)

Coach: George Blaney

Capt: Kevin Greaney, Ed Thurman,

Ward FitzPatrick

11/28	Yale	A	L, 62-68
11/30	Vermont	H	W, 76-73
12/3	Navy	A	W, 78-66

12/5	Xavier	A	W, 66-60
12/8	Harvard	H	W, 77-71
12/11	UNC Charlotte	A52	L, 57-59
12/12	Citadel	N52	L, 80-89
12/19	Colgate	H	W, 79-51
12/22	Fordham	H	W, 60-59
1/2	Providence	A37	W, 61-52
1/8	Manhattan	H47	W, 58-53
1/9	Illinois State	H47	W, 52-51
1/12	Boston Univ.	H	L, 82-96
1/14	Fairfield	H	L, 67-74
1/16	Canisius	A	L, 80-82
1/21	Maine	N48	W, 60-50
1/23	Dartmouth	H	W, 79-64
1/27	Duke	N53	L, 60-66
1/30	Connecticut	H	W, 76-69
2/7	Niagara	A	L, 77-92
2/10	Rhode Island	H	W, 75-70
2/13	Boston College	A	L, 81-102
2/15	New Hampshire	H	W, 67-54
2/17	Army	H	W, 65-54
2/23	Massachusetts	H	W, 80-62
2/27	Northeastern	H	L, 62-74
3/2	Boston Univ. !	A	L, 49-50

1982-1983 (17-13)

Coach: George Blaney

Capt: Champ Godbolt, Chris Logan

11/29	Vermont	A	W, 64-62
12/4	Yale	H	W, 88-73
12/6	Providence	H	L, 63-65
12/8	Harvard	A	W, 61-59
12/11	Columbia	H	L, 57-59
12/18	Rhode Island	A	W, 74-66
12/21	Ohio State	A	L, 60-81
12/29	Davidson	H54	W, 65-62
12/30	Iona	H54	W, 66-65
1/8	Massachusetts	A	W, 75-72
1/15	Colgate	A	W, 82-67
1/19	Connecticut	A	L, 64-72
1/20	Geo. Washington	A	L, 68-76
1/22	Canisius	H	W, 69-59
1/24	Dartmouth	A	W, 88-63
1/26	Maryland	H55	L, 53-55
1/29	Fordham	A	L, 67-75
2/3	Maine (ot)	H	W, 85-78
2/5	Army (ot)	A	W, 84-82
2/8	Niagara (ot)	H	L, 78-79
2/10	Manhattan	N53	W, 84-73
2/12	Boston Coll.	H55	L, 74-89
2/17	New Hampshire	A	L, 63-66
2/19	South Carolina	A	L, 59-85
2/22	Assumption	H	W, 82-80
2/26	Northeastern (ot)	A3	W, 79-74
3/5	Boston Univ.	A	L, 97-98
3/8	Northeastern !	H	W, 65-61
3/10	New Hampshire !	N3	W, 89-77
3/12	Boston Univ. !	N3	L, 62-63

ALL-TIME RESULTS

1983-1984 (12-18)

Coach: George Blaney

Capt: Pat Elzie, Rich Guerin

11/27	Dartmouth	H	W, 59-51
12/1	Army	A	L, 62-68
12/6	Harvard	H	W, 76-71
12/10	Providence	A37	L, 47-50
12/17	Boston Coll. (8)	A	L, 85-87
12/19	Assumption	H	W, 72-68
12/22	Manhattan	A	W, 71-62
12/27	Hawaii	A41	L, 79-84
12/29	Navy	N41	L, 67-70
12/30	Pacific	N41	L, 79-86
1/4	Yale	A	L, 75-87
1/6	Notre Dame	H55	L, 61-73
1/8	Fairfield	H	L, 68-69
1/11	St. Peter's	A	L, 57-59
1/13	Manhattan	N56	W, 83-82
1/16	Massachusetts	H	W, 89-83
1/21	La Salle	A17	W, 85-74
1/25	Fordham	H	L, 62-71
1/27	Colgate	H	W, 77-54
1/28	Army	H	W, 69-58
2/1	Iona	A	L, 73-93
2/4	Fairfield	A	L, 63-65
2/7	New Hampshire	H	W, 83-61
2/8	St. Peter's	H	W, 82-79
2/11	Marquette	A	L, 69-90
2/15	Iona	H55	L, 79-90
2/18	La Salle	N53	L, 89-91
2/22	Fordham	A6	L, 57-63
2/25	Connecticut	H	W, 82-73
2/27	Iona @	N29	L, 66-73

1984-1985 (9-19)

Coach: George Blaney

Capt: Dave Hohman, Brian Reale

11/30	Brown	H57	L, 68-81
12/1	Rice	H57	L, 60-62
12/4	Providence (2ot)	H	L, 75-84
12/6	Loyola (Md.)	A	L, 73-87
12/8	Army	H	W, 76-74
12/15	Boston College	H	L, 63-85
12/18	Harvard	A	L, 66-67
12/20	Marquette (ot)	H55	L, 67-74
1/3	Yale	H	L, 55-59
1/5	St. Peter's	H	W, 72-60
1/10	New Hampshire	A	L, 67-68
1/12	Manhattan	H	W, 76-66
1/14	Assumption	H	W, 106-87
1/16	Notre Dame	A	L, 61-96
1/19	La Salle	N53	L, 77-80
1/21	Maryland	A	L, 75-99
1/23	Fordham	A	L, 66-77
1/26	Army	A	L, 48-51
1/31	Iona	H	W, 102-85
2/2	Fairfield	H	W, 79-71
2/5	St. Peter's	A	L, 58-85
2/9	Manhattan	A	L, 88-97
2/12	Iona	A	L, 58-80

2/16	La Salle	H	W, 82-79
2/18	Connecticut	A	L, 58-71
2/23	Fordham	H	W, 66-62
2/25	Fairfield	A	W, 58-56
2/28	St. Peter's @	N53	L, 66-70

1985-1986 (12-18)

Coach: George Blaney

Capt: Jim McCaffrey, Brian Reale

12/2	Dartmouth	A	W, 91-71
12/4	Harvard	H	W, 78-70
12/7	Manhattan	H	W, 114-71
12/15	Boston College	A	L, 47-84
12/18	Providence	A37	L, 78-109
12/22	Hartford	A44	L, 65-69
12/27	Loyola (Ill.)	N28	L, 61-77
12/28	Long Island (ot)	N28	W, 72-70
1/2	Yale	A	L, 77-86
1/5	Assumption	H	L, 65-71
1/8	Marquette	A	L, 46-86
1/11	Army	H	W, 76-60
1/13	La Salle	A17	L, 63-89
1/16	New Hampshire	H	L, 73-85
1/18	St. Peter's	N53	L, 52-81
1/20	Fordham	A	W, 62-59
1/25	Fairfield	N6	L, 61-74
1/27	Massachusetts	A	L, 76-82
2/1	Manhattan	A	L, 88-92
2/4	Iona	H	W, 74-65
2/8	Army	A	W, 67-64
2/10	La Salle	H	L, 68-81
2/13	Connecticut	H	W, 73-70
2/15	St. Peter's	H	W, 73-66
2/19	Iona	A	L, 52-57
2/22	Fordham	H	L, 65-69
2/24	Fairfield	H	L, 79-82
2/27	La Salle @	N53	W, 72-70
3/1	Iona @	N53	W, 81-77
3/3	Fairfield @	N53	L, 64-67

1986-1987 (9-19)

Coach: George Blaney

Capt: Dennis Ahern, Bill Meyer

12/2	Providence	H	L, 65-90
12/4	Dartmouth	H	L, 64-73
12/9	Assumption	H	W, 84-71
12/11	Hartford	H	L, 60-62
12/14	Boston College	H	L, 62-71
12/20	Davidson	A	L, 68-83
12/27	Florida Int'l	A	L, 72-74
12/30	South Florida	A	L, 56-60
1/5	Harvard	A	L, 69-75
1/7	Yale	H	W, 69-67
1/10	St. Peter's	A	W, 51-49
1/13	La Salle	H	L, 59-79
1/17	Army	N53	W, 72-60
1/20	Iona	H	W, 72-66
1/24	Manhattan (ot)	A	W, 77-70
1/26	Massachusetts	H	L, 66-73
1/29	New Hampshire	A	W, 57-54

1/31	Fordham	A	L, 70-83
2/3	Fairfield	H	L, 54-66
2/5	Connecticut	A	L, 54-64
2/7	St. Peter's	H	L, 66-69
2/10	La Salle	A	L, 60-93
2/12	Fordham	H	W, 63-60
2/14	Army	H	L, 66-67
2/16	Iona	A	L, 75-94
2/21	Manhattan	H	W, 75-66
2/23	Fairfield	A	L, 55-56
2/28	Iona @	N53	L, 57-70

1987-1988 (14-15)

Coach: George Blaney

Capt: Bill Meyer

11/30	Providence	A37	W, 99-98
12/2	Dartmouth	A	L, 63-89
12/5	Manhattan	H	W, 97-87
12/7	Assumption	H	W, 87-77
12/9	Yale	A	W, 100-81
12/12	Boston College	A	L, 83-112
12/22	Seton Hall	A	L, 76-98
12/27	Santa Clara	A	L, 69-84
12/30	Loyola Marymount	A	L, 104-127
1/7	Harvard	H	L, 78-80
1/11	Northeastern	H	L, 67-78
1/14	Iona	A	L, 91-106
1/16	Army	H	W, 122-100
1/18	New Hampshire	H	W, 130-92
1/21	La Salle	A17	L, 108-119
1/23	St. Peter's	A	L, 75-81
1/27	Fairfield	H	W, 88-75
1/30	Fordham	A	W, 97-85
2/4	Connecticut	H	L, 81-82
2/6	Manhattan	A	W, 95-93
2/9	Iona	H	W, 98-93
2/12	Army	A	L, 86-89
2/15	Massachusetts	A	W, 89-85
2/17	La Salle	H	L, 83-102
2/20	St. Peter's	H	L, 57-63
2/24	Fairfield	A	W, 63-57
2/27	Fordham	H	W, 106-91
3/2	Iona @	H	W, 91-86
3/5	La Salle @	N53	L, 64-88

1988-1989 (13-15)

Coach: George Blaney

Capt: Glenn Tropf, Glenn Williams

11/30	Mt. St. Mary's	A	W, 90-82
12/3	New Hampshire	A	W, 89-73
12/5	Assumption	H	W, 105-84
12/7	Harvard	A	W, 91-74
12/10	Fordham	H	W, 79-68
12/17	Boston College	H	W, 85-80
12/22	Providence	H	L, 68-79
12/28	Utah	A58	L, 84-97
12/29	Michigan (2)	N58	L, 63-100
1/3	Dartmouth	H	W, 98-82
1/5	Florida Int'l	H	W, 98-89
1/9	Northeastern	A3	L, 94-102

ALL-TIME RESULTS

1/12	Fairfield	A	W, 72-70
1/14	St. Peter's	H	L, 66-71
1/19	La Salle	H	L, 72-84
1/21	Army	A	L, 64-78
1/25	Iona	H	W, 83-70
1/28	Manhattan	A	L, 77-84
1/30	Lafayette	A	L, 63-64
2/4	Fordham	A	L, 71-84
2/6	Massachusetts	H	W, 98-90
2/11	St. Peter's (2ot)	A	L, 94-100
2/13	La Salle	A17	L, 82-101
2/15	Fairfield	H	W, 77-68
2/18	Army	H	W, 101-82
2/21	Iona (ot)	A	L, 113-123
2/25	Manhattan	H	L, 61-73
3/1	Iona @	A	L, 63-76

1989-1990 (24-6)

Coach: George Blaney

Capt: Lorn Davis, Dwight Pernel

11/27	Colgate	A	W, 114-91
11/29	Mt. St. Mary's	H	W, 91-84
12/2	Providence	A37	L, 80-93
12/4	Assumption	H	W, 91-82
12/6	Harvard	H	W, 86-67
12/10	Fordham	A	W, 69-62
12/16	Boston College	A	W, 83-72
12/20	Texas A&M	N59	L, 93-96
12/21	Georgia State	N59	W, 101-94
1/3	Dartmouth	A	W, 79-61
1/5	Iona	N53	W, 89-60
1/9	Fairfield	H	W, 80-68
1/11	Manhattan	A	W, 63-56
1/16	Army	H	W, 75-72
1/20	La Salle (17)	H	L, 81-84
1/22	Lafayette	H	W, 64-62
1/27	Loyola (Md.)	H	W, 69-62
1/29	New Hampshire	H	W, 82-59
2/1	Niagara	A20	W, 92-82
2/3	Canisius	A60	W, 88-85
2/6	Siena	H	W, 103-76
2/8	St. Peter's	A	W, 73-65
2/10	Fordham	H	W, 95-94
2/15	Siena	A	L, 91-101
2/17	Army	A	W, 86-68
2/23	Niagara	H	W, 106-79
2/25	Canisius	H	W, 102-85
3/3	Army @	N61	W, 87-62
3/4	Fordham @	N61	L, 71-82
3/16	Rutgers #	A	L, 78-87

1990-1991 (18-12)

Coach: George Blaney

Capt: Aaron Jordan

11/27	Western Michigan	H	L, 69-79
11/30	Columbia	N62	W, 72-69
12/1	Hartford	A62	L, 55-57
12/5	Harvard	A	W, 105-89
12/8	St. Peter's	H	L, 73-76

12/15	Boston Coll. (ot)	H	W, 76-69
12/19	Mt. St. Mary's	A	W, 90-80
12/28	So. Miss. (21)	N63	L, 86-89
12/29	No. Arizona	N63	W, 96-77
1/2	Dartmouth	H	L, 62-68
1/5	Providence	H	W, 85-84
1/10	Lafayette	H	W, 92-83
1/12	Bucknell	A	W, 80-78
1/14	Assumption	H	W, 91-70
1/21	Brown	H	W, 91-71
1/23	Army	H	W, 71-55
1/26	Fordham	A	L, 71-78
1/28	Massachusetts	A	L, 94-98
1/31	Colgate	H	W, 89-76
2/2	Lehigh	H	L, 95-98
2/6	Lafayette	A	W, 77-75
2/9	Bucknell	H	L, 69-79
2/11	New Hampshire	A	L, 56-72
2/16	Army	A	W, 69-49
2/20	Fordham	H	W, 75-72
2/23	Colgate	A	W, 73-68
2/25	Lehigh	A	L, 71-82
2/28	Colgate %	H	W, 92-74
3/1	Lehigh (ot) %	H	W, 95-90
3/2	Fordham (ot) %	H	L, 81-84

1991-1992 (18-11)

Coach: George Blaney

Capt: Leon Dickerson, David Rothstein

11/30	Western Michigan	A	L, 65-78
12/4	Harvard	H	W, 100-75
12/7	Providence	A37	L, 73-80
12/9	Brown	A	L, 76-79
12/12	Massachusetts	H	L, 73-85
12/15	Boston College	A	L, 84-94
12/22	St. Peter's	A	W, 87-83
12/29	Pennsylvania	N40	W, 88-86
12/30	Vanderbilt	A40	L, 72-76
1/4	Mt. St. Mary's	H	W, 115-82
1/6	Dartmouth	A	W, 72-55
1/11	Lafayette	A	W, 92-85
1/13	Assumption	H	W, 66-55
1/15	Bucknell	H	W, 94-76
1/18	Navy	A	W, 85-80
1/21	Army	A	W, 69-61
1/25	Fordham	H	L, 58-75
1/28	Colgate	A	W, 68-59
2/1	Lehigh	A	L, 78-88
2/5	Lafayette	H	W, 85-75
2/8	Bucknell	A	L, 78-95
2/12	Navy	H	W, 88-62
2/15	Army	H	W, 71-67
2/17	New Hampshire	H	W, 80-70
2/19	Fordham (ot)	A	L, 75-81
2/22	Colgate	H	W, 99-71
2/29	Lehigh	H	W, 116-92
3/7	Lafayette %	N64	W, 87-71
3/8	Bucknell %	N64	L, 77-86

1992-1993 (23-7)

Coach: George Blaney

Capt: Roger Breslin, Frank Powell

12/1	Harvard	A	W, 92-72
12/5	Siena (ot)	H55	W, 96-95
12/9	New Hampshire	A	W, 76-63
12/11	Pennsylvania	A17	L, 76-78
12/21	Northwestern	H	W, 83-78
12/28	Massachusetts	N65	L, 66-81
12/29	U.A.B.	N65	W, 90-83
1/2	Boston College	H	L, 63-84
1/4	William & Mary	A	W, 83-78
1/6	Manhattan	A	L, 70-74
1/9	Fordham	H	W, 71-61
1/12	Army	A	W, 64-63
1/16	Lehigh	H	W, 94-75
1/20	Colgate	H	W, 78-68
1/23	Lafayette	A	W, 95-79
1/25	Dartmouth	H	W, 83-62
1/27	Navy	H	W, 95-69
1/30	Bucknell	H	W, 88-86
2/3	Fordham	A	L, 73-81
2/6	Army	H	W, 110-73
2/8	Rutgers	H	W, 99-89
2/11	Lehigh	A	W, 104-87
2/13	Colgate	A	W, 97-95
2/17	Lafayette	H	W, 95-68
2/20	Navy	A	W, 90-72
2/27	Bucknell	A	L, 99-112
3/3	Army %	H	W, 85-68
3/6	Fordham %	H	W, 86-78
3/10	Bucknell %	A	W, 98-73
3/18	Arkansas (12) \$	N66	L, 64-94

1993-1994 (14-14)

Coach: George Blaney

Capt: Rob Feaster, John Young

11/27	Brown	H	W, 79-78
12/3	Siena	A61	L, 73-91
12/7	Harvard	H	W, 80-76
12/11	UMass (8)	H55	L, 80-97
12/20	Northwestern	A	L, 64-90
12/29	Santa Clara	A67	L, 74-92
12/30	Butler	N67	W, 78-67
1/5	William & Mary	H	W, 80-74
1/8	Fordham	A	L, 64-74
1/12	Army	H	W, 95-87
1/15	Lehigh	H	L, 85-87
1/18	Colgate	A	L, 90-111
1/20	Boston College	A	L, 72-107
1/22	Lafayette	H	W, 95-83
1/26	Navy	A	L, 81-83
1/29	Bucknell (ot)	A	W, 99-98
1/31	Dartmouth	A	L, 58-80
2/2	Fordham (ot)	H	W, 93-89
2/5	Army	A	W, 91-74
2/9	Lehigh (ot)	A	W, 107-104
2/12	Colgate	H	W, 94-81
2/15	Lafayette	A	W, 99-90
2/19	Navy (ot)	H	L, 91-99

ALL-TIME RESULTS

2/22	New Hampshire	H	L, 84-96
2/24	Rutgers	A	L, 65-89
2/26	Bucknell	H	W, 85-76
3/4	Bucknell %	N68	W, 96-91
3/5	Navy (ot) %	A	L, 91-93

1994-1995 (15-12)

Coach: Bill Raynor

Capt: Rob Feaster, Gordon Hamilton

11/25	New Hampshire	A	L, 73-80
11/29	Hartford	H	W, 79-69
12/2	Boston Coll.	H55	L, 75-81
12/6	Harvard	A	W, 75-68
12/8	Brown	A	L, 60-61
12/10	Dartmouth (ot)	H	W, 80-71
12/19	Cornell	A	L, 73-80
12/22	Siena	H	W, 84-79
12/28	Rice	A	W, 75-74
12/30	Texas A&M	A	L, 82-96
1/7	Lafayette	A	W, 91-82
1/11	Colgate	H	W, 81-65
1/14	Navy	H	W, 87-77
1/17	Army	A	L, 82-89
1/21	Fordham	H	L, 68-72
1/25	Lehigh	H	W, 96-67
1/28	Bucknell	A	L, 71-91
1/20	Boston Univ.	H	L, 54-67
2/1	Lafayette	H	W, 91-76
2/4	Colgate	A	L, 74-88
2/8	Navy	A	L, 52-78
2/11	Army	H	W, 103-68
2/15	Fordham	A	W, 72-57
2/18	Lehigh	A	W, 83-81
2/22	William & Mary	A	W, 92-87
2/25	Bucknell	H	W, 73-61
3/4	Fordham %	N69	L, 65-79

1995-1996 (17-12)

Coach: Bill Raynor

Capt: Ted Bettencourt, Brian Lockhart

11/25	Dartmouth	A	L, 75-82
11/27	Boston College	A	L, 60-97
11/30	Boston Univ.	A	W, 57-54
12/2	La Salle	H	W, 75-72
12/5	Harvard	H	L, 64-92
12/7	Yale	A	L, 75-78
12/21	New Hampshire	H	W, 101-79
12/28	California	N70	W, 64-75*
12/29	Loyola (Md.)	N70	L, 55-73
1/4	Brown	H	L, 89-97
1/6	Siena	A61	L, 78-83
1/10	Lafayette	H	W, 85-82
1/13	Colgate	A	L, 67-85
1/17	Navy	A	L, 63-67
1/20	Army	H	W, 81-66
1/22	Cornell	H	W, 68-61
1/24	Fordham	H	W, 77-64
1/27	Lehigh	A	W, 100-81
1/31	Bucknell (ot)	H	L, 83-90
2/3	Lafayette	A	L, 85-92

2/5	Hartford (2ot)	A	W, 95-92
2/7	Colgate	H	W, 94-89
2/10	Navy	H	W, 77-67
2/13	Army	A	W, 81-69
2/21	Lehigh (ot)	H	W, 84-77
2/24	Bucknell	A	W, 93-73
3/2	Lehigh %	H	W, 81-66
3/3	Army %	H	W, 68-65
3/6	Colgate %	A	L, 65-74

1996-1997 (8-19)

Coach: Bill Raynor

Capt: Ian Dombroski, Damion Ezell,

Chris Rojik

11/22	Geo. Wash. (24)	A71	L, 56-86
11/23	Florida A&M	N71	W, 65-59
11/26	Yale	H	L, 65-73
11/30	Fordham	A	L, 50-64
12/4	Dartmouth	H	L, 55-83
12/7	Harvard	A	W, 69-60
12/10	Brown (ot)	A	L, 66-72
12/21	Boston College	H	L, 76-92
12/27	Hampton	N72	W, 61-56
12/28	New Orleans	A72	L, 51-68
12/31	Hartford	H	L, 67-70
1/4	La Salle	A73	L, 56-73
1/8	Siena	H	L, 78-95
1/11	Army	A	L, 63-76
1/15	Colgate	H	L, 79-95
1/18	Lehigh	A	L, 75-79
1/22	Lafayette	A	W, 69-58
1/25	Bucknell	H	L, 60-68
1/29	Navy	A	L, 75-83
2/5	Army	H	W, 83-72
2/8	Colgate	A	W, 72-65
2/10	New Hampshire (ot)	A	L, 76-78
2/12	Lehigh	H	W, 88-73
2/15	Lafayette	H	W, 72-71
2/18	Bucknell	A	L, 61-71
2/22	Navy	H	L, 61-76
3/1	Lafayette %	N64	L, 65-70

1997-1998 (7-20)

Coach: Bill Raynor

Capt: Jon Kerr

11/16	Fordham (ot)	H	L, 66-72
11/19	Hartford (ot)	A	L, 77-79
11/22	Columbia	A	L, 64-76
11/25	Yale (ot)	A	W, 66-61
11/28	Idaho State	N74	L, 70-77
11/29	W. Illinois	N74	L, 83-90
12/3	Dartmouth	A	W, 63-62
12/6	Harvard	H	L, 70-81
12/8	Vermont	H	L, 59-95
12/10	Brown	H	W, 68-53
12/20	Boston College	A	L, 54-69
12/22	Siena	A61	L, 69-105
12/29	New Mexico (14)	A75	L, 61-112
12/30	Drake (ot)	N75	W, 90-82
1/10	Army (ot)	H	L, 80-84

1/14	Colgate (ot)	A	W, 78-76
1/17	Lehigh	A	L, 67-79
1/20	Lafayette	H	L, 68-95
1/24	Bucknell	A	L, 58-69
1/29	Navy	H	L, 69-72
2/4	Army	A	W, 71-70
2/7	Colgate	H	W, 82-76
2/11	Lehigh	H	L, 69-70
2/15	Lafayette	A	L, 65-78
2/18	Bucknell	H	L, 65-66
2/22	Navy	A	L, 60-64
2/28	Bucknell %	N68	L, 56-60

1998-1999 (7-20)

Coach: Bill Raynor

Capt: John Hightower

11/13	Yale	H	W, 74-50
11/15	Columbia	H	L, 53-56
11/18	Hartford	H	W, 62-58
11/21	Vermont	A	L, 54-62
11/24	Harvard	A	L, 70-84
11/28	Fordham	A	L, 57-60
12/1	Dartmouth	H	W, 50-38
12/4	San Francisco	A76	L, 42-58
12/5	Rice	N76	L, 49-83
12/9	Brown	A	L, 52-68
12/19	Boston College	A	L, 45-61
12/28	Arizona (8)	A77	L, 41-89
12/30	Penn State	N77	L, 52-73
1/3	Sacred Heart	H	W, 55-52
1/6	Colgate	H	L, 53-72
1/9	Bucknell	H	L, 51-72
1/13	Lafayette	A	L, 64-76
1/17	Navy	A	L, 54-72
1/24	Army	A	L, 67-71
1/27	Lehigh	H	W, 77-67
1/30	Colgate	A	L, 59-71
2/3	Bucknell	A	L, 51-65
2/6	Lafayette	H	L, 65-79
2/10	Navy	H	L, 55-70
2/13	Army	H	W, 73-59
2/20	Lehigh	A	W, 66-62
2/27	Bucknell %	N69	L, 52-76

1999-2000 (10-18)

Coach: Ralph Willard

Capt: None

11/20	Providence	A37	W, 54-43
11/23	Harvard	H	L, 69-80
11/27	Fordham	H	L, 73-87
11/30	Dartmouth	A	L, 66-82
12/7	Boston Coll.	H55	L, 43-50
12/9	Yale	A	W, 72-65
12/19	Vermont	H	L, 69-78
12/22	Northeastern	H	W, 82-71
12/27	U.A.B.	N78	W, 69-60
12/28	Indiana (12)	N78	L, 44-79
12/31	Princeton	A	L, 41-51
1/3	Brown	H	L, 53-55
1/6	Sacred Heart	H	W, 63-48

ALL-TIME RESULTS

1/12	Colgate	A	W, 68-51
1/15	Bucknell	A	L, 44-69
1/19	Lafayette	H	L, 70-77
1/23	Navy	H	L, 49-81
1/26	Hartford	A	W, 78-65
1/30	Army	H	W, 52-42
2/2	Lehigh	A	L, 57-64
2/5	Colgate	H	L, 54-57
2/9	Bucknell	H	L, 48-54
2/12	Lafayette	A	L, 66-77
2/15	New Hampshire	A	W, 73-53
2/19	Navy	A	L, 51-58
2/22	Army	A	L, 48-60
2/26	Lehigh	H	W, 72-57
3/4	Colgate %	N79	L, 49-58

2000-2001 (22-8)

Coach: Ralph Willard
Capt: Jared Curry, Juan Pegues, Josh Sankes

11/18	Providence	A37	L, 57-63
11/21	Harvard	A	W, 60-55
11/25	Massachusetts	H55	W, 78-65
11/28	Dartmouth	H	W, 80-58
12/1	Manhattan	H	W, 73-61
12/4	Boston College	A	L, 48-77
12/6	Northeastern	A	W, 76-68
12/17	Vermont	A	W, 87-73
12/20	Fordham	A	W, 65-63
12/23	Princeton	H	L, 46-47
12/28	New Hampshire	H	W, 64-54
12/31	Brown	A	W, 76-69
1/3	Sacred Heart	A	L, 61-66
1/6	Yale	H	W, 55-50
1/10	Colgate	H	W, 68-55
1/13	Lehigh	A	W, 70-60
1/17	Bucknell	A	W, 69-45
1/20	Navy	H	W, 80-71
1/24	Lafayette	A	L, 67-82
1/31	Army	H	W, 66-60
2/3	Colgate	A	W, 74-65
2/7	Lehigh	H	W, 70-52
2/10	Bucknell	H	W, 58-49
2/14	Navy	A	W, 77-67
2/17	Lafayette	H	W, 78-62
2/20	Boston Univ.	A	L, 51-60
2/24	Army	A	L, 75-78
3/4	Lehigh %	N68	W, 69-57
3/9	Navy (ot) %	H	W, 68-64
3/15	Kentucky (9) \$	N46	L, 68-72

2001-2002 (18-15)

Coach: Ralph Willard
Capt: Ryan Serravalle

11/16	Quinnipiac	H	W, 85-57
11/20	Harvard	H	W, 65-57
11/23	Manhattan	A	L, 62-75
11/27	Dartmouth	A	L, 47-58
12/1	Boston Univ.	H	L, 49-61
12/4	Massachusetts	A	W, 67-56

12/6	Brown	H	W, 76-63
12/16	Boston Coll. (11)	A	L, 51-75
12/19	Iona	N41	L, 59-71
12/21	Portland	N41	W, 60-43
12/22	Boston Coll. (10)	N41	L, 57-67
12/28	Radford	N80	L, 49-66
12/29	La.-Monroe	N80	L, 57-63
1/2	Fordham	H	W, 95-75
1/5	Princeton	A	L, 50-52
1/9	Navy	H	W, 70-57
1/12	Lafayette	A	L, 58-64
1/16	Colgate	H	L, 42-46
1/19	Lehigh	A	W, 72-66
1/23	Army	A	L, 46-57
1/26	American	H	W, 63-54
1/30	Bucknell	A	W, 73-65
2/2	Navy	A	W, 62-54
2/6	Lafayette (ot)	H	W, 76-70
2/9	Colgate	A	L, 55-58
2/13	Lehigh	H	W, 79-40
2/16	Army	H	W, 77-57
2/20	Bucknell	H	L, 73-75
2/23	American	A	W, 68-44
3/2	Navy %	N81	W, 59-41
3/3	Bucknell %	N81	W, 64-57
3/8	American %	A	W, 58-54
3/14	Kansas (2) \$	N82	L, 59-70

2002-2003 (26-5)

Coach: Ralph Willard
Capt: Mark Jerz, Tim Szatko, Brian Wilson, Patrick Whearty

11/19	Kansas (2) §	A	L, 57-81
11/23	Dowling	H	W, 101-61
11/26	Harvard	A	W, 71-66
12/1	Boston Coll.	H55	W, 71-70
12/7	Brown	A	W, 72-56
12/11	Yale	N62	L, 66-70
12/12	Hartford	A62	W, 79-53
12/22	UNC Asheville	H	W, 84-53
12/28	Marist	A	L, 63-66
12/31	Fordham	A	W, 87-54
1/3	Princeton	H	W, 55-54
1/7	Quinnipiac	A	W, 83-75
1/11	Army	H	W, 61-45
1/15	Colgate	H	W, 86-43
1/18	Lafayette	A	W, 76-70
1/21	Dartmouth	H	W, 63-43
1/24	Navy	A	W, 76-61
1/26	American	A	L, 49-72
1/31	Lehigh	H	W, 63-39
2/2	Bucknell	H	W, 69-47
2/8	Army	A	W, 53-45
2/12	Colgate (ot)	A	W, 92-91
2/15	Lafayette	H	W, 73-65
2/21	American	H	W, 68-66
2/23	Navy	H	W, 63-42
2/28	Bucknell	A	W, 54-43
3/2	Lehigh	A	W, 72-64
3/8	Army %	N81	W, 58-40

3/9	Bucknell %	N81	W, 75-50
3/14	American %	H	W, 72-64
3/20	Marquette (9) \$	N83	L, 68-72

2003-2004 (13-15)

Coach: Ralph Willard
Capt: Jave Meade

11/22	Boston Univ.	H	W, 59-57
11/25	Harvard	H	W, 67-59
11/28	Princeton	A	L, 55-61
12/2	Boston College	A	L, 51-64
12/4	Williams	H	L, 71-78
12/7	Louisville	A	L, 40-56
12/10	Fordham	H	W, 66-57
12/21	Brown	H	W, 69-43
12/28	Manhattan	N21	L, 54-56
12/29	St. John's	A21	L, 61-64
12/31	Iona	A	W, 68-55
1/3	Marist	N6	L, 55-59
1/6	Dartmouth	A	W, 60-52
1/10	Army	A	W, 60-32
1/14	Colgate	A	L, 65-71
1/17	Lafayette (ot)	H	L, 58-60
1/23	Navy	H	W, 88-54
1/25	American	H	L, 59-62
1/30	Lehigh	A	L, 53-63
2/1	Bucknell	A	L, 67-77
2/7	Army	H	W, 78-38
2/11	Colgate	H	W, 60-49
2/14	Lafayette	A	L, 72-78
2/20	American	A	L, 51-65
2/22	Navy	A	W, 76-47
2/27	Bucknell	H	W, 72-61
2/29	Lehigh	H	W, 72-57
3/6	Bucknell %	N81	L, 60-66

2004-2005 (25-7)

Coach: Ralph Willard
Capt: John Hurley, Greg Kinsey

11/20	Boston Univ.	A	W, 58-48
11/23	Harvard	A	W, 60-52
11/28	Marist	H	W, 79-52
12/1	Princeton	H	L, 53-56
12/4	Minnesota	A	L, 56-72
12/6	Fordham	A	W, 53-39
12/9	Boston Coll. (ot)	A	L, 60-63
12/21	Brown	A	W, 84-71
12/27	Northeastern	H	W, 82-76
12/30	Vermont	H	L, 59-64
1/2	Rhode Island	A	W, 51-50
1/5	Dartmouth	H	W, 73-52
1/8	Bucknell	A	L, 43-59
1/12	Army	A	W, 66-29
1/15	Colgate	H	W, 74-64
1/18	Iona	H55	W, 78-53
1/21	Navy	H	W, 79-56
1/24	American	H	W, 80-56
1/28	Lafayette	A	W, 74-57
1/30	Lehigh	A	W, 58-56
2/4	Navy	A	W, 68-66

ALL-TIME RESULTS

2/6	American (ot)	A	W, 76-67
2/11	Lafayette	H	W, 81-60
2/13	Lehigh	H	W, 73-53
2/19	Colgate	A	W, 59-46
2/23	Bucknell	H	W, 69-54
2/26	Army	H	W, 66-49
3/4	Army %	H	W, 76-42
3/6	Lehigh (ot) %	H	W, 57-53
3/11	Bucknell %	H	L, 57-61
3/15	Notre Dame #	A	W, 78-73
3/21	St. Joseph's #	A	L, 60-68

2005-2006 (20-12)

Coach: Ralph Willard

Capt: Kevin Hamilton, Kevin Hyland

11/18	High Point	N84	W, 85-73
11/19	William & Mary	A84	W, 67-55
11/22	Harvard	H	L, 55-70
11/25	Cincinnati	A	L, 55-77
11/28	Vermont	A	L, 64-68
12/1	Siena	A61	L, 63-68
12/4	Fordham (2ot)	H	W, 71-63
12/7	Brown	H	W, 64-41
12/19	Chattanooga	N85	W, 82-65
12/20	Clemson	N85	L, 48-71
12/21	Mississippi St.	N85	L, 75-76
12/27	George Mason	A	L, 38-71
12/30	Northeastern	A	W, 59-44
1/2	Boston Univ.	H	W, 57-55
1/7	Lafayette	H	W, 86-57
1/11	Army	A	W, 84-46
1/14	Bucknell	A	L, 42-56
1/17	Boston Coll. (21)	H55	L, 53-63
1/21	American	H	W, 74-63
1/25	Colgate	H	W, 60-42
1/28	Lehigh	A	L, 63-64
2/1	Navy	A	W, 81-67
2/4	Lafayette	A	W, 77-61
2/8	Army	H	W, 88-38
2/11	Bucknell	H	L, 52-57
2/15	Navy	H	W, 78-50
2/18	American	A	W, 69-62
2/22	Colgate	A	W, 62-56
2/26	Lehigh	H	W, 68-54
3/3	Navy %	H	W, 78-50
3/5	Lehigh %	H	W, 73-66
3/10	Bucknell %	A	L, 59-74

2006-2007 (25-9)

Coach: Ralph Willard

Capt: Keith Simmons, Torey Thomas

11/12	Fairfield (ot)	H	W, 67-65
11/15	Hampton	H	W, 62-47
11/18	Siena	H	W, 65-57
11/21	Harvard	A	W, 82-69
11/25	William & Mary	H	W, 66-57
11/27	Syracuse (15)	A	L, 64-72
11/29	Yale	A	W, 63-58
12/2	Dayton	A	L, 53-69

12/6	Duke (7)	A	L, 45-57
12/19	Providence	A	L, 68-77
12/21	George Mason	H55	L, 46-58
12/28	La Salle	A86	W, 68-48
12/29	Niagara	N86	L, 61-67
12/30	Delaware	N86	W, 49-47
1/3	Boston Univ. (ot)	A	W, 73-70
1/6	Lafayette	A	W, 84-74
1/9	Army	H	W, 66-42
1/12	Bucknell	H	W, 65-60
1/17	Navy	H	W, 61-42
1/20	American (ot)	A	W, 69-64
1/23	Colgate	A	W, 58-55
1/26	Lehigh	H	W, 64-53
1/31	American	H	W, 58-47
2/3	Lafayette	H	W, 74-52
2/6	Army (ot)	A	W, 70-54
2/9	Bucknell	A	L, 45-48
2/15	Navy	A	W, 68-40
2/17	Hofstra c	A	L, 64-65
2/21	Colgate	H	W, 68-57
2/25	Lehigh	A	W, 62-50
2/28	Lafayette %	H	W, 83-53
3/4	American %	H	W, 55-53
3/9	Bucknell %	H	W, 74-66
3/16	So. Illinois (14) \$	N87	L, 51-61

2007-2008 (15-14)

Coach: Ralph Willard

Capt: Tim Clifford, Kyle Cruze

11/10	Hofstra	H	W, 61-47
11/13	Fairfield	A	W, 67-54
11/17	Hampton	A	W, 60-52
11/20	Harvard	H	W, 80-69
11/26	Ohio	H	W, 62-60
11/28	Yale	H	W, 60-39
12/1	Dayton	H55	L, 53-55
12/4	St. Joseph's	A	W, 71-66
12/22	Siena (ot)	A61	L, 77-84
12/30	Sacred Heart	A	L, 58-61
1/2	Boston Univ.	H	W, 65-62
1/5	San Francisco (ot)	A	W, 67-63
1/8	Maryland	A	L, 48-73
1/12	Lafayette	A	L, 52-60
1/16	Army	H	L, 39-53
1/18	Bucknell	H	L, 65-73
1/23	Navy	H	L, 74-85
1/26	American	A	W, 66-64
1/30	Colgate	A	L, 46-58
2/2	Lehigh	H	W, 60-42
2/6	American	H	L, 46-62
2/9	Lafayette	H	W, 77-57
2/14	Army	A	W, 64-53
2/16	Bucknell	A	W, 63-53
2/20	Navy	A	L, 66-72
2/23	Northeastern c	H	W, 61-47
2/27	Colgate	H	L, 55-63
2/29	Lehigh	A	L, 58-65
3/5	American %	A	L, 60-62

2008-2009 (18-14)

Coach: Ralph Willard

Capt: Colin Cunningham, Pat Doherty,

Alex Vander Baan

11/14	Sacred Heart	H	W, 67-58
11/16	St. Joseph's (ot)	H	W, 73-69
11/19	Brown	H	L, 57-62
11/22	Northeastern	A	L, 49-61
11/25	Harvard	A	L, 59-69
11/29	Loyola (Ill.)	A	L, 53-58
12/1	Fairfield	H	L, 66-78
12/3	Yale	A	L, 66-76
12/6	W. Michigan	H	W, 69-63
12/10	Massachusetts	A	L, 59-73
12/22	Ohio	A	L, 53-58
12/27	San Francisco	H	W, 97-88
12/30	Siena	H	L, 71-83
1/2	Boston Univ.	A	W, 68-49
1/6	Central Florida	A	L, 57-70
1/10	Lafayette	H	W, 81-67
1/14	Army	A	W, 47-36
1/17	Bucknell	A	W, 68-56
1/21	Navy	A	L, 68-74
1/24	American	H	W, 71-62
1/28	Colgate	H	W, 68-44
1/31	Lehigh	A	W, 67-52
2/7	Lafayette	A	W, 64-50
2/11	Army	H	W, 62-59
2/14	Bucknell	H	L, 66-72
2/18	Navy	H	W, 74-69
2/21	American	A	L, 50-56
2/25	Colgate	A	W, 60-58
2/28	Lehigh	H	W, 64-69
3/4	Bucknell %	H	W, 75-56
3/8	Colgate %	H	W, 61-44
3/13	American %	A	L, 57-73

ALL-TIME RESULTS

2009-2010 (9-22)

Coach: Sean Kearney

Capt: Andrew Beinert, Andrew Keister,

Eric Meister

11/13	Harvard	H	L, 77-87
11/17	St. Joseph's	A	L, 67-69
11/20	Loyola (Ill.)	H	L, 73-76
11/22	Rhode Island	A	L, 75-92
11/25	Nevada-Las Vegas	A	L, 59-80
11/28	Western Michigan	A	L, 54-64
11/30	Marist	H	W, 68-56
12/2	Brown (ot)	A	W, 85-79
12/5	Massachusetts	H55	L, 63-84
12/9	Fairfield	A	L, 54-73
12/22	Sacred Heart	H	L, 79-82
12/28	George Washington	H	L, 68-70
12/31	Stony Brook	A	L, 60-69
1/2	Central Connecticut	N88	W, 70-53
1/6	North Carolina State	A	L, 70-87
1/9	Lafayette	A	L, 74-84
1/13	Army	H	L, 64-67
1/16	Bucknell	H	W, 82-69
1/20	Navy	H	W, 79-60
1/23	American	A	L, 64-71
1/27	Colgate	A	L, 68-69
1/31	Lehigh	H	L, 60-78
2/6	Lafayette	H	W, 73-46
2/10	Army	A	W, 70-56
2/14	Bucknell	A	L, 63-68
2/17	Navy	A	L, 80-83
2/21	American	H	W, 64-51
2/24	Colgate (ot)	H	L, 74-79
2/27	Lehigh	A	L, 80-91
3/3	Bucknell %	A	W, 67-64
3/7	Lafayette %	A	L, 63-66

CREDITS

The 2010-2011 Holy Cross men's basketball fact book is published by the College of the Holy Cross Department of Athletics, all rights reserved, Copyright 2010. Writing, layout, design and editing by Charles Bare. Editorial assistance provided by Jim Wrobel.

LEGEND

\$	NCAA Tournament	45	Assembly Hall, Bloomington, Ind.
#	National Invitation Tournament	46	Nassau Coliseum, Uniondale, N.Y.
%	Patriot League Tournament	47	Worcester County Classic, Hart Center
@	MAAC Tournament	48	Portland, Maine
!	ECAC Tournament	49	Las Vegas (Nev.) Holiday Classic
§	Preseason National Invitation Tournament	50	Provident Classic, Boston (Mass.) Garden
¢	ESPN BracketBusters	51	Cabot Gym, Boston, Mass.
1	St. Mary's Hall, Cambridge, Mass.	52	Union Invitational, Charlotte, N.C.
2	Yale Tournament, New Haven, Conn.	53	Meadowlands, East Rutherford, N.J.
3	Matthews Arena, Boston, Mass.	54	Worcester County Classic, Centrum
4	Providence, R.I.	55	Worcester (Mass.) Centrum
5	Boston (Mass.) Garden	56	Glens Falls (N.Y.) Civic Center
6	Madison Square Garden, New York, N.Y.	57	Holy Cross Invitational, Centrum
7	Fort Devens, Mass.	58	Utah Classic, Salt Lake City, Utah
8	Jamaica (N.Y.) Armory	59	Florida International Tournament, Miami, Fla.
9	Indianapolis, Ind.	60	Niagara Falls (N.Y.) Civic Center
10	Cleveland, Ohio	61	Knickerbocker Arena, Albany, N.Y.
11	South High School, Worcester, Mass.	62	Hartford (Conn.) Invitational
12	Waterbury, Conn.	63	Cowboy Shootout, Casper, Wyo.
13	Sugar Bowl, New Orleans, La.	64	Stabler Arena, Bethlehem, Pa.
14	Providence (R.I.) Arena	65	Hall of Fame Classic, Springfield (Mass.) Civic Center
15	Boston (Mass.) Invitational, Matthews Arena	66	Joel Coliseum, Winston-Salem, N.C.
16	Dixie Classic, Raleigh, N.C.	67	Cable Car Classic, Santa Clara, Calif.
17	Palestra, Philadelphia, Pa.	68	Alumni Hall, Annapolis, Md.
18	Raleigh, N.C.	69	Christl Arena, West Point, N.Y.
19	Montgomery, Ala.	70	Spunkmeyer Classic, Oakland, Calif.
20	Buffalo (N.Y.) Auditorium	71	Auerbach Classic, Washington, D.C.
21	Holiday Festival, Madison Square Garden, New York, N.Y.	72	New Orleans (La.) Christmas Classic
22	Holy Cross Invitational, Worcester Auditorium	73	Spectrum, Philadelphia, Pa.
23	Hurricane Classic, Miami, Fla.	74	Racer Classic, Murray, Ky.
24	Utica, N.Y.	75	Lobo Invitational, Albuquerque, N.M.
25	Quaker City Invitational, Philadelphia, Pa.	76	San Francisco (Calif.) Classic
26	Motor City Classic, Detroit, Mich.	77	Fiesta Bowl, Tucson, Ariz.
27	Queen City Invitational, Buffalo, N.Y.	78	Hoosier Classic, Conseco Fieldhouse, Indianapolis, Ind.
28	Rochester (N.Y.) Classic	79	Kirby Fieldhouse, Easton, Pa.
29	New Haven (Conn.) Coliseum	80	State Farm Classic, Charleston, S.C.
30	Charlotte (N.C.) Invitational	81	Show Place Arena, Upper Marlboro, Md.
31	Marshall Invitational, Huntington, W.Va.	82	Edward Jones Dome, St. Louis, Mo.
32	Hampton, Va.	83	Hoosier Dome, Indianapolis, Ind.
33	Poinsettia Classic, Greenville, S.C.	84	William & Mary Classic, Williamsburg, Va.
34	Volunteer Classic, Knoxville, Tenn.	85	San Juan Shootout, Guaynabo, Puerto Rico
35	Springfield (Mass.) Civic Center	86	La Salle Invitational, Philadelphia, Pa.
36	Maryland Invitational, College Park, Md.	87	Nationwide Arena, Columbus, Ohio
37	Providence (R.I.) Civic Center	88	Mohegan Sun Arena, Uncasville, Conn.
38	Ocean State Festival, Providence, R.I.		
39	Madison Square Garden Classic, New York, N.Y.		
40	Vanderbilt Invitational, Nashville, Tenn.		
41	Rainbow Classic, Honolulu, Hawaii		
42	Colonial Classic, Boston (Mass.) Garden		
43	Gator Bowl, Jacksonville, Fla.		
44	Hartford (Conn.) Civic Center		

* Crusaders awarded forfeit victory

Beginning with the 1948-1949 season, the number in front of the opponent name indicates Holy Cross' ranking in the Associated Press poll coming into the game. The number following the opponent name indicates its ranking. During the early years of the Associated Press poll, the rankings did not begin until several weeks into the season.